

oraimo  
smart accessoriesWRAP  
OBS-40S

Please read this Guide carefully before using the product

## PACKAGE CONTENTS



Wireless Speaker x 1



Type-C Charging Cable x 1

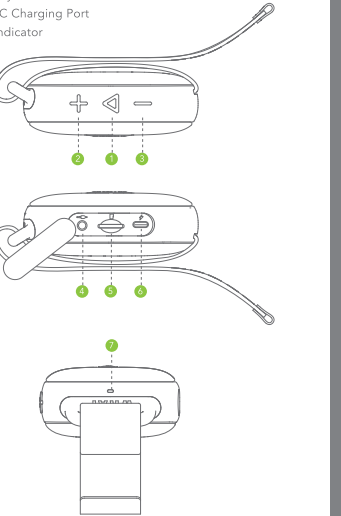


Welcome Guide x 1

EN 01

## PRODUCT OVERVIEW

- Power / Play/Pause
- Volume Up/Next Track Button
- Volume Down/Previous Track Button
- 3.5mm AUX Input
- Memory Card Slot
- Type-C Charging Port
- LED Indicator



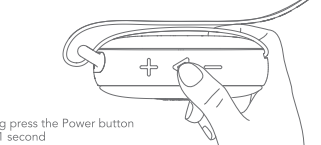
EN 02

## BASIC PRODUCT SPECIFICATIONS

BT Version: V5.1  
Range: 10m  
Music Play Time: Up to 10 hours  
Battery Capacity: 1500mAh  
Charging Input: Type-C  
Frequency Response: 90Hz-20KHz  
Audio Output: 5W

## USING YOUR SPEAKER

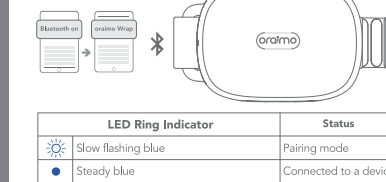
## 1. Power on / off



Long press the Power button for 1 second

EN 03

## 2. Pair with your device



- When turned on, the speaker will automatically connect to the last connected device if available. Otherwise the speaker will enter pairing mode.
- Having a connection problem? Remove "oraimo Wrap" from your device's BT list and ensure the speaker is within 1 meter from the device. Start pairing process again. For the best sound quality, make sure there is a clear line of sight between the connected device and the speaker.

## 3. Charge the speaker

LED Ring Indicator	Status
Steady red	Charging
Steady white	Fully charged

- Use the included Type-C cable to charge the speaker and charge the speaker fully before first use.
- Disconnect your speaker from the charger when fully charged. Do not charge your speaker for extended periods.
- It has voice prompt when the battery is low.



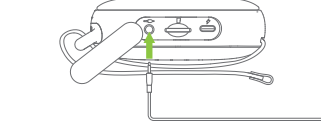
EN 04

## 4. Battery Power Level

Long press **+** and **-** button for 2 seconds at the same time to check current battery power level, the corresponding voice prompt will be heard.

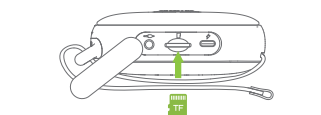
LED Ring Indicator	Status
Steady red	Low battery
Steady orange	Medium level battery
Steady white	High level battery

## 5. Connected via AUX



- Upon detecting that a device is connected via AUX port, the speaker will enter AUX Mode. When the connection is successful, a voice prompt will be heard.

## 6. Connected via Memory Card



- Upon detecting that a device is connected via Memory Card port, the speaker will enter Memory Card mode. When the connection is successful, a voice prompt will be heard.
- Double press **◀** to enter Memory Card mode under the Bluetooth mode if no AUX connection.

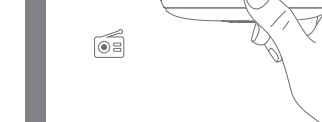
EN 05

## 7. Connected via FM

Double press **◀** to enter FM mode under the Memory Card mode, or double press **▶** to enter FM mode under the Bluetooth mode without Memory Card connection. When the connection is successful, a voice prompt will be heard.

LED Ring Indicator	Status
Steady red	Low battery
Steady orange	Medium level battery
Steady white	High level battery

## 8. Controls



- The speaker will enter Memory Card mode or Aux-in mode only they are detected to be connected. The sequence of speaker playing mode is Bluetooth mode, Memory Card mode, FM mode and Aux-in mode if the Memory Card and Aux-in input are both detected.

## 9. Troubleshooting



- Make sure you are using the oraimo's original USB cable.
- Connect the USB cable to a different USB power supply.
- Connect to a different AC (mains) power source.

EN 06

## 10. Attention

- To preserve battery lifespan, fully charge at least once every 45 days.
- Use original or certified cables.
- Do not expose to chemical liquids.
- Do not disassemble.
- Avoid dropping.
- Avoid extreme temperatures.

## 11. Considerate Hints

- Do not turn up the volume to a fair high level constantly as this could shorten the service life of this product or impair your hearing.
- When encounter any fault during operation, please cut off the power supply and disconnect the Type-C cable to prevent further damage to the product or other components.
- The wireless transmission range or connectivity could be affected by low battery power. In that case, please recharge immediately.

## 12. Customer Service

365 DAYS WARRANTY  
Email: service@carlcare.com

## 13. EU Declaration of Conformity

Portable Wireless Speaker  
Model: OBS-40S  
Hereby, ORAIMO TECHNOLOGY LIMITED,  
Declares that this Portable Wireless Speaker is in compliance with the essential requirements and other relevant provisions of directive  
FCC Caution:  
Any Changes or modifications not expressly approved by the party responsible for compliance could void the user's authority to operate the equipment.  
This device complies with part 15 of the FCC Rules. Operation is subject to the following two conditions: (1) This device may not cause harmful interference, and (2) this device must accept any interference received, including interference that may cause undesired operation.  
IMPORTANT NOTE:  
Note: This equipment has been tested and found to comply with the limits for a Class B digital device, pursuant to part 15 of the FCC Rules. These limits are designed to provide reasonable protection against harmful interference in a residential installation. This equipment generates, uses and can radiate radio frequency energy and, if not installed and used in accordance with the instructions, may cause harmful interference to radio communications. However, there is no guarantee that interference will not occur in a particular installation. If this equipment does cause harmful interference to radio or television reception, which can be determined by turning the equipment off and on, the user is encouraged to try to correct the interference by one or more of the following measures:  
—Reorient or relocate the receiving antenna.  
—Increase the separation between the equipment and receiver.  
—Connect the equipment into an outlet on a circuit different from that to which the receiver is connected.  
—Consult the dealer or an experienced radio/TV technician for help.  
FCC Radiation Exposure Statement:  
This equipment complies with FCC radiation exposure limits set forth for an uncontrolled environment.  
CAUTION  
1. Risk of explosion if battery is replaced by an incorrect type, dispose of used batteries according to the instructions.  
—disposal of a battery into fire or a hot oven, or mechanically crushing or cutting of a battery, that can result in an explosion;  
—leaving a battery in an extremely high temperature surrounding environment that can result in an explosion or the leakage of flammable liquid or gas;  
2. The product shall only be connected to a USB interface of version USB2.0  
3. EUT Temperature: -10°C ~ +50°C  
Operating Frequency:  
BT: 2402-2480MHz  
Modulation mode:  
GFSK,  $\pi/4$ -QPSK, BPSK

## 14. Warranty

All quality-related defects on items sold directly by oraimo or oraimo's authorized resellers are covered by an extensive warranty, starting from the date of purchase.  
oraimo's limited warranty is restricted to the country of purchase. The limited warranty is void on items taken outside the country they were originally bought in or shipped to directly from an authorized online purchase.  
This warranty covers only original oraimo products. It is not applicable to normal wear and tear, or any defects arising from damage caused by misuse of this product.  
Warranty is for the primary product only nor transferable. Any free additional product(s) are not covered in this warranty.  
If the product fails regardless of usage in compliance with the instruction manual and other written precatation, replacement will be provided free of charge.  
To claim the warranty, contact the services team from the platform or store where you bought from.

## 15. Internal Use

Internal Use

EN 07

## 16. Controls

Short press once	Play/Pause
Short press once	Volume down
Long press for 1 second	Previous track
Short press once	Volume up
Long press for 1 second	Next track

## 17. Controls

Short press once	Search radio station
Short press once	Volume down
Long press for 1 second	Previous station
Short press once	Volume up
Long press for 1 second	Next station

## 18. Controls

Short press once	Mute/Unmute
Short press once	Volume down
Short press once	Volume up

## 19. Others

Double short press	Switch mode among BT/ Memory Card/FM/Aux-in mode
Long press the two button at the same time for 2 seconds	Disconnect and re-enter pairing mode

EN 08

## 20. Attention

- To preserve battery lifespan, fully charge at least once every 45 days.
- Use original or certified cables.
- Do not expose to chemical liquids.
- Do not disassemble.
- Avoid dropping.
- Avoid extreme temperatures.

## 21. Considerate Hints

- Do not turn up the volume to a fair high level constantly as this could shorten the service life of this product or impair your hearing.
- When encounter any fault during operation, please cut off the power supply and disconnect the Type-C cable to prevent further damage to the product or other components.
- The wireless transmission range or connectivity could be affected by low battery power. In that case, please recharge immediately.

## 22. Customer Service

365 DAYS WARRANTY  
Email: service@carlcare.com

## 23. EU Declaration of Conformity

Portable Wireless Speaker  
Model: OBS-40S  
Hereby, ORAIMO TECHNOLOGY LIMITED,  
Declares that this Portable Wireless Speaker is in compliance with the essential requirements and other relevant provisions of directive  
FCC Caution:  
Any Changes or modifications not expressly approved by the party responsible for compliance could void the user's authority to operate the equipment.  
This device complies with part 15 of the FCC Rules. Operation is subject to the following two conditions: (1) This device may not cause harmful interference, and (2) this device must accept any interference received, including interference that may cause undesired operation.  
IMPORTANT NOTE:  
Note: This equipment has been tested and found to comply with the limits for a Class B digital device, pursuant to part 15 of the FCC Rules. These limits are designed to provide reasonable protection against harmful interference in a residential installation. This equipment generates, uses and can radiate radio frequency energy and, if not installed and used in accordance with the instructions, may cause harmful interference to radio communications. However, there is no guarantee that interference will not occur in a particular installation. If this equipment does cause harmful interference to radio or television reception, which can be determined by turning the equipment off and on, the user is encouraged to try to correct the interference by one or more of the following measures:  
—Reorient or relocate the receiving antenna.  
—Increase the separation between the equipment and receiver.  
—Connect the equipment into an outlet on a circuit different from that to which the receiver is connected.  
—Consult the dealer or an experienced radio/TV technician for help.  
FCC Radiation Exposure Statement:  
This equipment complies with FCC radiation exposure limits set forth for an uncontrolled environment.  
CAUTION  
1. Risk of explosion if battery is replaced by an incorrect type, dispose of used batteries according to the instructions.  
—disposal of a battery into fire or a hot oven, or mechanically crushing or cutting of a battery, that can result in an explosion;  
—leaving a battery in an extremely high temperature surrounding environment that can result in an explosion or the leakage of flammable liquid or gas;  
2. The product shall only be connected to a USB interface of version USB2.0  
3. EUT Temperature: -10°C ~ +50°C  
Operating Frequency:  
BT: 2402-2480MHz  
Modulation mode:  
GFSK,  $\pi/4$ -QPSK, BPSK

## 24. Warranty

All quality-related defects on items sold directly by oraimo or oraimo's authorized resellers are covered by an extensive warranty, starting from the date of purchase.  
oraimo's limited warranty is restricted to the country of purchase. The limited warranty is void on items taken outside the country they were originally bought in or shipped to directly from an authorized online purchase.  
This warranty covers only original oraimo products. It is not applicable to normal wear and tear, or any defects arising from damage caused by misuse of this product.  
Warranty is for the primary product only nor transferable. Any free additional product(s) are not covered in this warranty.  
If the product fails regardless of usage in compliance with the instruction manual and other written precatation, replacement will be provided free of charge.  
To claim the warranty, contact the services team from the platform or store where you bought from.

## 25. Internal Use

Internal Use

EN 09

## 26. Controls

Short press once	Play/Pause
Short press once	Volume down
Long press for 1 second	Previous track
Short press once	Volume up
Long press for 1 second	Next track

## 27. Controls

Short press once	Search radio station
Short press once	Volume down
Long press for 1 second	Previous station
Short press once	Volume up
Long press for 1 second	Next station

## 28. Controls

Short press once	Mute/Unmute
Short press once	Volume down
Short press once	Volume up

## 29. Others

Double short press	Switch mode among BT/ Memory Card/FM/Aux-in mode
Long press the two button at the same time for 2 seconds	Disconnect and re-enter pairing mode

EN 10

## 30. Attention

- To preserve battery lifespan, fully charge at least once every 45 days.
- Use original or certified cables.
- Do not expose to chemical liquids.
- Do not disassemble.
- Avoid dropping.
- Avoid extreme temperatures.

## 31. Considerate Hints

- Do not turn up the volume to a fair high level constantly as this could shorten the service life of this product or impair your hearing.
- When encounter any fault during operation, please cut off the power supply and disconnect the Type-C cable to prevent further damage to the product or other components.
- The wireless transmission range or connectivity could be affected by low battery power. In that case, please recharge immediately.

## 32. Customer Service

365 DAYS WARRANTY  
Email: service@carlcare.com

## 33. EU Declaration of Conformity

Portable Wireless Speaker  
Model: OBS-40S  
Hereby, ORAIMO TECHNOLOGY LIMITED,  
Declares that this Portable Wireless Speaker is in compliance with the essential requirements and other relevant provisions of directive  
FCC Caution:  
Any Changes or modifications not expressly approved by the party responsible for compliance could void the user's authority to operate the equipment.  
This device complies with part 15 of the FCC Rules. Operation is subject to the following two conditions: (1) This device may not cause harmful interference, and (2) this device must accept any interference received, including interference that may cause undesired operation.  
IMPORTANT NOTE:  
Note: This equipment has been tested and found to comply with the limits for a Class B digital device, pursuant to part 15 of the FCC Rules. These limits are designed to provide reasonable protection against harmful interference in a residential installation. This equipment generates, uses and can radiate radio frequency energy and, if not installed and used in accordance with the instructions, may cause harmful interference to radio communications. However, there is no guarantee that interference will not occur in a particular installation. If this equipment does cause harmful interference to radio or television reception, which can be determined by turning the equipment off and on, the user is encouraged to try to correct the interference by one or more of the following measures:  
—Reorient or relocate the receiving antenna.  
—Increase the separation between the equipment and receiver.  
—Connect the equipment into an outlet on a circuit different from that to which the receiver is connected.  
—Consult the dealer or an experienced radio/TV technician for help.  
FCC Radiation Exposure Statement:  
This equipment complies with FCC radiation exposure limits set forth for an uncontrolled environment.  
CAUTION  
1. Risk of explosion if battery is replaced by an incorrect type, dispose of used batteries according to the instructions.  
—disposal of a battery into fire or a hot oven, or mechanically crushing or cutting of a battery, that can result in an explosion;  
—leaving a battery in an extremely high temperature surrounding environment that can result in an explosion or the leakage of flammable liquid or gas;  
2. The product shall only be connected to a USB interface of version USB2.0  
3. EUT Temperature: -10°C ~ +50°C  
Operating Frequency:  
BT: 2402-2480MHz  
Modulation mode:  
GFSK,  $\pi/4$ -QPSK, BPSK

## 34. Warranty

All quality-related defects on items sold directly by oraimo or oraimo's authorized resellers are covered by an extensive warranty, starting from the date of purchase.  
oraimo's limited warranty is restricted to the country of purchase. The limited warranty is void on items taken outside the country they were originally bought in or shipped to directly from an authorized online purchase.  
This warranty covers only original oraimo products. It is not applicable to normal wear and tear, or any defects arising from damage caused by misuse of this product.  
Warranty is for the primary product only nor transferable. Any free additional product(s) are not covered in this warranty.  
If the product fails regardless of usage in compliance with the instruction manual and other written precatation, replacement will be provided free of charge.  
To claim the warranty, contact the services team from the platform or store where you bought from.

## 35. Internal Use

Internal Use

EN 11

## 36. Controls

Short press once	Play/Pause
Short press once	Volume down
Long press for 1 second	Previous track
Short press once	Volume up
Long press for 1 second	Next track

## 37. Controls

Short press once	Search radio station
Short press once	Volume down
Long press for 1 second	Previous station
Short press once	Volume up
Long press for 1 second	Next station

## 38. Controls

Short press once	Mute/Unmute
Short press once	Volume down
Short press once	Volume up

## 39. Others

Double short press	Switch mode among BT/ Memory Card/FM/Aux-in mode
Long press the two button at the same time for 2 seconds	Disconnect and re-enter pairing mode

EN 12

## 40. Attention

- To preserve battery lifespan, fully charge at least once every 45 days.
- Use original or certified cables.
- Do not expose to chemical liquids.
- Do not disassemble.
- Avoid dropping.
- Avoid extreme temperatures.

## 41. Considerate Hints

- Do not turn up the volume to a fair high level constantly as this could shorten the service life of this product or impair your hearing.
- When encounter any fault during operation, please cut off the power supply and disconnect the Type-C cable to prevent further damage to the product or other components.
- The wireless transmission range or connectivity could be affected by low battery power. In that case, please recharge immediately.

## 42. Customer Service

365 DAYS WARRANTY  
Email: service@carlcare.com

## 43. EU Declaration of Conformity

Portable Wireless Speaker  
Model: OBS-40S  
Hereby, ORAIMO TECHNOLOGY LIMITED,  
Declares that this Portable Wireless Speaker is in compliance with the essential requirements and other relevant provisions of directive  
FCC Caution:  
Any Changes or modifications not expressly approved by the party responsible for compliance could void the user's authority to operate the equipment.  
This device complies with part 15 of the FCC Rules. Operation is subject to the following two conditions: (1) This device may not cause harmful interference, and (2) this device must accept any interference received, including interference that may cause undesired operation.  
IMPORTANT NOTE:  
Note: This equipment has been tested and found to comply with the limits for a Class B digital device, pursuant to part 15 of the FCC Rules. These limits are designed to provide reasonable protection against harmful interference in a residential installation. This equipment generates, uses and can radiate radio frequency energy and, if not installed and used in accordance with the instructions, may cause harmful interference to radio communications. However, there is no guarantee that interference will not occur in a particular installation. If this equipment does cause harmful interference to radio or television reception, which can be determined by turning the equipment off and on, the user is encouraged to try to correct the interference by one or more of the following measures:  
—Reorient or relocate the receiving antenna.  
—Increase the separation between the equipment and receiver.  
—Connect the equipment into an outlet on a circuit different from that to which the receiver is connected.  
—Consult the dealer or an experienced radio/TV technician for help.  
FCC Radiation Exposure Statement:  
This equipment complies with FCC radiation exposure limits set forth for an uncontrolled environment.  
CAUTION  
1. Risk of explosion if battery is replaced by an incorrect type, dispose of used batteries according to the instructions.  
—disposal of a battery into fire or a hot oven, or mechanically crushing or cutting of a battery, that can result in an explosion;  
—leaving a battery in an extremely high temperature surrounding environment that can result in an explosion or the leakage of flammable liquid or gas;  
2. The product shall only be connected to a USB interface of version USB2.0  
3. EUT Temperature: -10°C ~ +50°C  
Operating Frequency:  
BT: 2402-2480MHz  
Modulation mode:  
GFSK,  $\pi/4$ -QPSK, BPSK

## 44. Warranty

All quality-related defects on items sold directly by oraimo or oraimo's authorized resellers are covered by an extensive warranty, starting from the date of purchase.  
oraimo's limited warranty is restricted to the country of purchase. The limited warranty is void on items taken outside the country they were originally bought in or shipped to directly from an authorized online purchase.  
This warranty covers only original oraimo products. It is not applicable to normal wear and tear, or any defects arising from damage caused by misuse of this product.  
Warranty is for the primary product only nor transferable. Any free additional product(s) are not covered in this warranty.  
If the product fails regardless of usage in compliance with the instruction manual and other written precatation, replacement will be provided free of charge.  
To claim the warranty, contact the services team from the platform or store where you bought from.

## 45. Internal Use

Internal Use

EN 13

## 46. Controls

Short press once	Play/Pause
Short press once	Volume down
Long press for 1 second	Previous track
Short press once	Volume up
Long press for 1 second	Next track

## 47. Controls

Short press once	Search radio station
Short press once	Volume down
Long press for 1 second	Previous station
Short press once	Volume up
Long press for 1 second	Next station

## 48. Controls

Short press once	Mute/Unmute
Short press once	Volume down
Short press once	Volume up

## 49. Others

Double short press	Switch mode among BT/ Memory Card/FM/Aux-in mode
Long press the two button at the same time for 2 seconds	Disconnect and re-enter pairing mode

EN 14

## 50. Attention

- To preserve battery lifespan, fully charge at least once every 45 days.
- Use original or certified cables.
- Do not expose to chemical liquids.
- Do not disassemble.
- Avoid dropping.
- Avoid extreme temperatures.

## 51. Considerate Hints

- Do not turn up the volume to a fair high level constantly as this could shorten the service life of this product or impair your hearing.
- When encounter any fault during operation, please cut off the power supply and disconnect the Type-C cable to prevent further damage to the product or other components.
- The wireless transmission range or connectivity could be affected by low battery power. In that case, please recharge immediately.

## 52. Customer Service

365 DAYS WARRANTY  
Email: service@carlcare.com

## 53. EU Declaration of Conformity

Portable Wireless Speaker  
Model: OBS-40S  
Hereby, ORAIMO TECHNOLOGY LIMITED,  
Declares that this Portable Wireless Speaker is in compliance with the essential requirements and other relevant provisions of directive  
FCC Caution:  
Any Changes or modifications not expressly approved by the party responsible for compliance could void the user's authority to operate the equipment.  
This device complies with part 15 of the FCC Rules. Operation is subject to the following two conditions: (1) This device may not cause harmful interference, and (2) this device must accept any interference received, including interference that may cause undesired operation.  
IMPORTANT NOTE:  
Note: This equipment has been tested and found to comply with the limits for a Class B digital device, pursuant to part 15 of the FCC Rules. These limits are designed to provide reasonable protection against harmful interference in a residential installation. This equipment generates, uses and can radiate radio frequency energy and, if not installed and used in accordance with the instructions, may cause harmful interference to radio communications. However, there is no guarantee that interference will not occur in a particular installation. If this equipment does cause harmful interference to radio or television reception, which can be determined by turning the equipment off and on, the user is encouraged to try to correct the interference by one or more of the following measures:  
—Reorient or relocate the receiving antenna.  
—Increase the separation between the equipment and receiver.  
—Connect the equipment into an outlet on a circuit different from that to which the receiver is connected.  
—Consult the dealer or an experienced radio/TV technician for help.  
FCC Radiation Exposure Statement:  
This equipment complies with FCC radiation exposure limits set forth for an uncontrolled environment.  
CAUTION  
1. Risk of explosion if battery is replaced by an incorrect type, dispose of used batteries according to the instructions.  
—disposal of a battery into fire or a hot oven, or mechanically crushing or cutting of a battery, that can result in an explosion;  
—leaving a battery in an extremely high temperature surrounding environment that can result in an explosion or the leakage of flammable liquid or gas;  
2. The product shall only be connected to a USB interface of version USB2.0  
3. EUT Temperature: -10°C ~ +50°C  
Operating Frequency:  
BT: 2402-2480MHz  
Modulation mode:  
GFSK,  $\pi/4$ -QPSK, BPSK

## 54. Warranty

All quality-related defects on items sold directly by oraimo or oraimo's authorized resellers are covered by an extensive warranty, starting from the date of purchase.  
oraimo's limited warranty is restricted to the country of purchase. The limited warranty is void on items taken outside the country they were originally bought in or shipped to directly from an authorized online purchase.  
This warranty covers only original oraimo products. It is not applicable to normal wear and tear, or any defects arising from damage caused by misuse of this product.  
Warranty is for the primary product only nor transferable. Any free additional product(s) are not covered in this warranty.  
If the product fails regardless of usage in compliance with the instruction manual and other written precatation, replacement will be provided free of charge.  
To claim the warranty, contact the services team from the platform or store where you bought from.

## 55. Internal Use

Internal Use

EN 15

For more information, please visit:



www.oraimo.com

