


SETUP PHOTOGRAPHS


This document contains 6 photographs

Photograph No.1


Setup for spurious emission field strength measurements in the anechoic chamber below 30 MHz



Photograph No.2
Setup for carrier and spurious emission field strength measurements in the anechoic chamber
in 30 – 1000 MHz range



Photograph No.3
Setup for spurious emission field strength measurements in the anechoic chamber
above 1000 MHz range



Photograph No.4
Setup for OBW, emission mask measurements



Photograph No.5
Setup for frequency stability measurements



Photograph No.6
Setup for transient frequency behavior measurements

