Spot Check Evaluation

APPLICANT	:	Motorola Mobility LLC
EQUIPMENT	:	Mobile Cellular Phone
BRAND NAME	:	Motorola
MODEL NAME	:	XT2413-1, XT2413-3
FCC ID	:	IHDT56AN3
STANDARD	:	47 CFR Part 2, 22(H), 24(E), 27(L), 27(H), 27(F), 27(M) 47 CFR Part 15 Subpart C §15.247 47 CFR Part 15 Subpart E §15.407
TEST DATE(S)	:	Oct. 07, 2023 ~ Oct. 30, 2023

We, Sporton International Inc. (ShenZhen), would like to declare that the tested sample has been evaluated in accordance with the test procedures and has been in compliance with the applicable technical standards.

The test results in this report apply exclusively to the tested model / sample. Without written approval of Sporton International Inc. (ShenZhen), the test report shall not be reproduced except in full.

Jason Jia

Approved by: Jason Jia

ACCREDITED
Cert #5145.01

Sporton International Inc. (ShenZhen)
1/F, 2/F, Bldg 5, Shiling Industrial Zone, Xinwei Village, Xili, Nanshan, Shenzhen, 518055
People's Republic of China

TABLE OF CONTENTS

REVISION HISTORY **3**

1 GENERAL DESCRIPTION **4**

1.1 Applicant 4
1.2 Manufacturer 4
1.3 Product Feature of Equipment Under Test 4
1.4 Modification of EUT 4
1.5 Testing Site 5
1.6 Test Software 5
1.7 Applicable Standards 5
1.8 Specification of Accessory 6

2 RE-USE OF MEASURED DATA **7**

2.1 Introduction Section 7
2.2 Model Difference Information 7
2.3 Reference detail Section: 7
2.4 Spot Check Verification Data Section 8

3 LIST OF MEASURING EQUIPMENT **10**

4 MEASUREMENT UNCERTAINTY **11**

APPENDIX A. CONDUCTED TEST RESULTS

APPENDIX B. RADIATED SPURIOUS EMISSION

APPENDIX C. DUTY CYCLE PLOTS

APPENDIX D. SETUP PHOTOGRAPHS

REVISION HISTORY

REPORT NO.	VERSION	DESCRIPTION	ISSUED DATE
391515-01	Rev. 01	Initial issue of report	Nov. 07, 2023

Conformity Assessment Condition:
1. The test results (PASS/FAIL) with all measurement uncertainty excluded are presented against the regulation limits or in accordance with the requirements stipulated by the applicant/manufacturer who shall bear all the risks of non-compliance that may potentially occur if measurement uncertainty is taken into account. 2. The measurement uncertainty please refer to each test result in the section “Measurement Uncertainty”
Disclaimer:
The product specifications of the EUT presented in the test report that may affect the test assessments are declared by the manufacturer who shall take full responsibility for the authenticity.

1 General Description

1.1 Applicant

Motorola Mobility LLC
222 W, Merchandise Mart Plaza, Chicago IL 60654 USA

1.2 Manufacturer

Motorola Mobility LLC
222 W, Merchandise Mart Plaza, Chicago IL 60654 USA

1.3 Product Feature of Equipment Under Test

Product Feature	
Equipment	Mobile Cellular Phone
Brand Name	Motorola
Model Name	XT2413-1, XT2413-3
FCC ID	IHDT56AN3
IMEI Code	Conducted: 350803920011023 Radiation: 350803920011585
HW Version	DVT2
SW Version	T3TF33.55
Maximum Output Power to Antenna	**<2412 MHz ~ 2462 MHz>** 802.11n HT20 : 23.36 dBm / 0.2168 W **<5180 MHz ~ 5240 MHz>** 802.11ac VHT20 : 18.04 dBm / 0.0637 W **<5260 MHz ~ 5320 MHz>** 802.11ac VHT20 : 17.67 dBm / 0.0585 W **<5500 MHz ~ 5700 MHz >** 802.11a : 17.20 dBm / 0.0525 W **<5745 MHz ~ 5825 MHz>** 802.11ac VHT20 : 17.88 dBm / 0.0614 W
EUT Stage	Identical Prototype

Remark:

1. The above EUT's information was declared by manufacturer. Please refer to the specifications or user's manual for more detailed description.
2. The model name XT2413-1, XT2413-3 are the same product except model name different for market segment.

1.4 Modification of EUT

No modifications are made to the EUT during all test items.

1.5 Testing Site

Sporton International Inc. (ShenZhen) is accredited to ISO/IEC 17025:2017 by American Association for Laboratory Accreditation with Certificate Number 5145.01.

Test Firm	Sporton International Inc. (ShenZhen)		
Test Site Location	1/F, 2/F, Bldg 5, Shiling Industrial Zone, Xinwei Village, Xili, Nanshan, Shenzhen, 518055 People's Republic of China TEL: +86-755-86379589 FAX: +86-755-86379595		
Test Site No.	**Sporton Site No.**	**FCC Designation No.**	**FCC Test Firm Registration No.**
	TH01-SZ	CN1256	421272

Test Firm	Sporton International Inc. (ShenZhen)		
Test Site Location	101, 1st Floor, Block B, Building 1, No. 2, Tengfeng 4th Road, Fenghuang Community, Fuyong Street, Baoan District, Shenzhen City Guangdong Province China 518103 TEL: +86-755-33202398		
Test Site No.	**Sporton Site No.**	**FCC Designation No.**	**FCC Test Firm Registration No.**
	03CH01-SZ	CN1256	421272

1.6 Test Software

Item	Site	Manufacturer	Name	Version
1.	03CH01-SZ	AUDIX	E3	6.2009-8-24

1.7 Applicable Standards

According to the specifications of the manufacturer, the EUT must comply with the requirements of the following standards:

- FCC KDB 484596 D01 Referencing Test Data v01
- 47 CFR Part 2, 22(H), 24(E), 27(L), 27(H), 27(F), 27(M)
- 47 CFR Part 15 Subpart C §15.247
- 47 CFR Part 15 Subpart E §15.407
- ANSI C63.10-2013
- ANSI C63.26-2015

1.8 Specification of Accessory

Specification of Accessory				
AC Adapter 1	**Brand Name**	Motorola(AOHAI)	**Model Name**	MC-101
AC Adapter 2	**Brand Name**	Motorola(Salcomp)	**Model Name**	MC-101
AC Adapter 3	**Brand Name**	Motorola(Chenyang)	**Model Name**	MC-101
Battery 1	**Brand Name**	Motorola (Sunwoda)	**Model Name**	QF50
Battery 2	**Brand Name**	Motorola (SCUD)	**Model Name**	QF50
USB Cable 1	**Brand Name**	Motorola(Saibao)	**Model Name**	S928D97979/S928D97981
USB Cable 2	**Brand Name**	Motorola(Naiyi)	**Model Name**	S928D97980/S928D97982

2 Re-use of Measured Data

2.1 Introduction Section

This application re-uses data collected on a similar device. The subject device of this application (Model: XT2413-1, XT2413-3, FCC ID: IHDT56AN3) is electrically identical to the reference device (Model: XT2413-2, XT2413V, FCC ID: IHDT56AN4) for the portions of the circuitry corresponding to the data being re-used. Based on their similarity, the FCC Part 15C (equipment class: DTS) and FCC Part 15E (equipment class: NII,) and FCC Part 22, 24, 27 (equipment class: PCE) reuse the original model's result and do spot-check, following the FCC KDB 484596 D01 Referencing Test Data v01.

The applicant takes full responsibility that the test data as referenced in this report represent compliance for this FCC ID: IHDT56AN3.

2.2 Model Difference Information

The **main** difference between FCC ID: IHDT56AN4 and FCC ID: IHDT56AN3 is as below:

- Remove LTE Band 17/25/26/38/41/71.
- Add LTE Band 14/30;

Other differences and all the details of similarity and difference can be found in the confidential documents (XT2413-1, XT2413-3_Operational Description of Product Equality Declaration).

2.3 Reference detail Section:

Rule Part	Equipment Class	Frequency Band (MHz)	Reference FCC ID (Parent)	Type Grant/ Permissive Change	Reference Title	FCC ID Filling (Variant)	Report Title/Section
15C	DTS (WLAN)	2400~2483.5	IHDT56AN4	Original Grant	FR391515C	IHDT56AN3	All sections applicable, except for power and RSE
15E	NII	5180~5240	IHDT56AN4	Original Grant	FR391515D	IHDT56AN3	All sections applicable, except for power and RSE
		5260~5320	IHDT56AN4	Original Grant	FR391515D FZ391515	IHDT56AN3	All sections applicable, except for power and RSE
		5500~5720	IHDT56AN4	Original Grant	FR391515D FZ391515	IHDT56AN3	All sections applicable, except for power and RSE
		5745~5825	IHDT56AN4	Original Grant	FR391515D	IHDT56AN3	All sections applicable, except for power and RSE
22, 24, 27	PCE (GSM)	GSM 850/1900	IHDT56AN4	Original Grant	FG391515A	IHDT56AN3	All sections applicable
	PCE (WCDMA)	Band II/IV/V	IHDT56AN4	Original Grant	FG391515A	IHDT56AN3	All sections applicable
	PCE (LTE)	B4/66	IHDT56AN4	Original Grant	FG391515B	IHDT56AN3	All sections applicable
		B7/12/13	IHDT56AN4	Original Grant	FG391515C	IHDT56AN3	All sections applicable

2.4 Spot Check Verification Data Section

Conducted power test and radiated spurious emission test against the variant model based on the worst-case condition from the original model was performed in this filing to demonstrate the test data from original model remains representative for the variant model.

All test procedures follow the related section of parent report.

Summary for power and RSE spot check for each rule entry and technology is listed as below:

Test Item	Mode	IHDT56AN4 Parent Worst Result	IHDT56AN3 Variant Check Result	Difference (dB)
Conducted Power (dBm)	WLAN 2.4G 11b	22.35	21.75	0.60
	WLAN 2.4G 11g	25.07	23.29	1.78
	WLAN 2.4G 11n20	25.14	23.36	1.78
	WLAN 2.4G 11n40	24.51	22.90	1.61
	WLAN 5G 11a UNII-1	19.85	17.99	1.86
	WLAN 5G 11a UNII-2A	20.42	17.60	2.82
	WLAN 5G 11a UNII-2C	20.08	17.20	2.88
	WLAN 5G 11a UNII-3	19.32	17.87	1.45
	WLAN 5G 11ac20 UNII-1	19.11	18.04	1.07
	WLAN 5G 11ac20 UNII-2A	20.46	17.67	2.79
	WLAN 5G 11ac20 UNII-2C	20.15	16.96	3.19
	WLAN 5G 11ac20 UNII-3	19.36	17.88	1.48
	WLAN 5G 11ac40 UNII-1	18.81	16.03	2.78
	WLAN 5G 11ac40 UNII-2A	19.41	15.70	3.71
	WLAN 5G 11ac40 UNII-2C	19.29	15.48	3.81
	WLAN 5G 11ac40 UNII-3	18.62	15.61	3.01
	WLAN 5G 11ac80 UNII-1	19.16	12.60	6.56
	WLAN 5G 11ac80 UNII-2A	19.39	14.73	4.66
	WLAN 5G 11ac80 UNII-2C	19.36	14.63	4.73
	WLAN 5G 11ac80 UNII-3	18.80	15.02	3.78
	GSM850	33.16	33.13	0.03
	GSM1900	29.96	29.90	0.06
	WCDMA Band II	23.35	23.32	0.03
	WCDMA Band IV	23.42	23.39	0.03
	WCDMA Band V	23.18	23.13	0.05
	LTE Band 4	22.92	22.54	0.38
	LTE Band 7	22.85	22.68	0.17
	LTE Band 12	23.00	22.42	0.58
	LTE Band 13	22.87	22.44	0.43
	LTE Band 66	23.15	22.65	0.50

Test Item	Mode	IHDT56AN4 Parent Worst Result	IHDT56AN3 Variant Check Result	Difference (dB)
Radiated Spurious Emission (dBm)	GSM850	-31.71	-33.42	1.71
	GSM1900	-56.02	-54.48	-1.54
	WCDMA Band IV	-57.66	-54.13	-3.53
	LTE Band 7	-53.03	-51.79	-1.24
	LTE Band 13	-65.93	-64.19	-1.74

Conclusion:
Radiated spurious emission test against the variant model based on the worst-case condition from the original model was performed in this filing to demonstrate the test data from original model remains representative for the variant model.

Based on the spot check test result, the test data from the original model is representative for the variant model. The power level and RSE spot check are shown within expected level compliant to limit line.

We are using ERP/EIRP (WWAN) measurements from the original parent model reports to list on the grant.

The same DFS detection is used in the variant. Hence, there is no spot check data for DFS client.

We confirm that the test data reuse policy of FCC KDB 484596 D01 Referencing Test Data v01 has been followed and the test data as referenced from the parent model report represents compliance with new FCC ID.

3 List of Measuring Equipment

Instrument	Manufacturer	Model No.	Serial No.	Characteristics	Calibration Date	Test Date	Due Date	Remark
Spectrum Analyzer	R&S	FSV40	101078	10Hz~40GHz	Apr. 06, 2023	Oct. 07, 2023~ Oct. 30, 2023	Apr. 05, 2024	Conducted (TH01-SZ)
Power Divider	TOJOIN	PS-2SM-04 265	60.06.020.007 7	0.4GHz~26.5GHz	Dec. 25, 2022	Oct. 07, 2023~ Oct. 30, 2023	Dec. 24, 2023	Conducted (TH01-SZ)
Thermal Chamber	Ten Billion Hongzhangroup	LP-150U	H2014081803	-40~+150°C	Jul. 06, 2023	Oct. 07, 2023~ Oct. 30, 2023	Jul. 05, 2024	Conducted (TH01-SZ)
EMI Test Receiver&SA	Agilent	N9038A	MY52260185	20Hz~26.5GHz	Dec. 26, 2022	Oct. 13, 2023~ Oct. 26, 2023	Dec. 25, 2023	Radiation (03CH01-SZ)
Loop Antenna	R&S	HFH2-Z2	100354	9kHz~30MHz	Jul. 28, 2022	Oct. 13, 2023~ Oct. 26, 2023	Jul. 27, 2024	Radiation (03CH01-SZ)
HF Amplifier	KEYSIGHT	83017A	MY53270105	0.5GHz~26.5Ghz	Oct. 19, 2022	Oct. 13, 2023~ Oct. 26, 2023	Oct. 18, 2023	Radiation (03CH01-SZ
HF Amplifier	KEYSIGHT	83017A	MY53270105	0.5GHz~26.5Ghz	Oct. 18, 2023		Oct. 17, 2024	Radiation (03CH01-SZ)
Bilog Antenna	TeseQ	CBL6111D	41909	30MHz~1GHz	May 14, 2023	Oct. 13, 2023~ Oct. 26, 2023	May 13, 2024	Radiation (03CH01-SZ)
Double Ridge Horn Antenna	ETS-Lindgren	3117	00119436	1GHz~18GHz	Jul. 06, 2023	Oct. 13, 2023~ Oct. 26, 2023	Jul. 05, 2024	Radiation (03CH01-SZ)
SHF-EHF Horn	com-power	AH-840	101071	18Ghz-40GHz	Apr. 08, 2023	Oct. 13, 2023~ Oct. 26, 2023	Apr. 07, 2024	Radiation (03CH01-SZ)
LF Amplifier	Burgeon	BPA-530	102209	0.01~3000Mhz	Apr. 04, 2023	Oct. 13, 2023~ Oct. 26, 2023	Apr. 03, 2024	Radiation (03CH01-SZ)
HF Amplifier	MITEQ	AMF-7D-00 101800-30-1 0P-R	1943528	1GHz~18GHz	Oct. 19, 2022	Oct. 13, 2023~ Oct. 26, 2023	Oct. 18, 2023	Radiation (03CH01-SZ)
HF Amplifier	MITEQ	AMF-7D-00 101800-30-1 0P-R	1943528	1GHz~18GHz	Oct. 18, 2023		Oct. 17, 2024	Radiation (03CH01-SZ)
HF Amplifier	MITEQ	TTA1840-35 -HG	1871923	18GHz~40GHz	Jul. 05, 2023	Oct. 13, 2023~ Oct. 26, 2023	Jul. 04, 2024	Radiation (03CH01-SZ)
AC Power Source	Chroma	61601	616010001985	N/A	Nov. 10, 2022	Oct. 13, 2023~ Oct. 26, 2023	Nov. 09, 2023	Radiation (03CH01-SZ)
Turn Table	EM	EM1000	N/A	0~360 degree	NCR	Oct. 13, 2023~ Oct. 26, 2023	NCR	Radiation (03CH01-SZ)
Antenna Mast	EM	EM1000	N/A	1 m~4 m	NCR	Oct. 13, 2023~ Oct. 26, 2023	NCR	Radiation (03CH01-SZ)

NCR: No Calibration Required.

4 Measurement Uncertainty

The measurement uncertainties shown below were calculated in accordance with the requirements of ANSI 63.26-2015. All the measurement uncertainty value were shown with a coverage K=2 to indicate 95% level of confidence. The measurement data show herein meets or exceeds the CISPR measurement uncertainty values specified in CISPR 16-4-2 and can be compared directly to specified limit to determine compliance.

Uncertainty of Conducted Measurement

Test Item	Uncertainty
Conducted Power	±1.34 dB

Uncertainty of Radiated Emission Measurement (30 MHz ~ 1000 MHz)

Measuring Uncertainty for a Level of Confidence of 95% (U = 2Uc(y))	2.48 dB

Uncertainty of Radiated Emission Measurement (1 GHz ~ 18 GHz)

Measuring Uncertainty for a Level of Confidence of 95% (U = 2Uc(y))	3.53 dB

Uncertainty of Radiated Emission Measurement (18 GHz ~ 40 GHz)

Measuring Uncertainty for a Level of Confidence of 95% (U = 2Uc(y))	4.02 dB

——— THE END ———

Appendix A. Conducted Test Results

Test Engineer:	Zhang Jiang	Temperature:	21~25	°C
		Relative Humidity:	51~54	%

2.4GHz Band										
Mod.	Data Rate	NTX	CH.	Freq. (MHz)	Peak Conducted Power (dBm)	Conducted Power Limit (dBm)	DG (dBi)	EIRP Power (dBm)	EIRP Power Limit (dBm)	Pass /Fail
11b	1Mbps	1	1	2412	21.75	30.00	-5.60	16.15	36.00	Pass
11b	1Mbps	1	6	2437	21.66	30.00	-5.60	16.06	36.00	Pass
11b	1Mbps	1	11	2462	21.67	30.00	-5.60	16.07	36.00	Pass
11g	6Mbps	1	1	2412	22.08	30.00	-5.60	16.48	36.00	Pass
11g	6Mbps	1	6	2437	23.29	30.00	-5.60	17.69	36.00	Pass
11g	6Mbps	1	11	2462	21.02	30.00	-5.60	15.42	36.00	Pass
HT20	MCS0	1	1	2412	21.49	30.00	-5.60	15.89	36.00	Pass
HT20	MCS0	1	6	2437	23.36	30.00	-5.60	17.76	36.00	Pass
HT20	MCS0	1	11	2462	21.09	30.00	-5.60	15.49	36.00	Pass
HT40	MCS0	1	3	2422	22.33	30.00	-5.60	16.73	36.00	Pass
HT40	MCS0	1	6	2437	22.90	30.00	-5.60	17.30	36.00	Pass
HT40	MCS0	1	9	2452	21.55	30.00	-5.60	15.95	36.00	Pass

U-NII-1										
Mod.	Data Rate	NTX	CH.	Freq. (MHz)	Duty Factor (dB)	Average Conducted Power (dBm)	FCC Conducted Power Limit (dBm)	DG (dBi)		Pass/Fail
11a	6Mbps	1	36	5180	0.08	17.54	24.00	-6.00	/	Pass
11a	6Mbps	1	44	5220	0.08	17.99	24.00	-6.00		Pass
11a	6Mbps	1	48	5240	0.08	17.88	24.00	-6.00		Pass
VHT20	MCS0	1	36	5180	0.08	17.62	24.00	-6.00		Pass
VHT20	MCS0	1	44	5220	0.08	18.04	24.00	-6.00		Pass
VHT20	MCS0	1	48	5240	0.08	17.93	24.00	-6.00		Pass
VHT40	MCS0	1	38	5190	0.18	14.54	24.00	-6.00		Pass
VHT40	MCS0	1	46	5230	0.18	16.03	24.00	-6.00		Pass
VHT80	MCS0	1	42	5210	0.34	12.60	24.00	-6.00		Pass

U-NII-2A										
Mod.	Data Rate	NTX	CH.	Freq. (MHz)	Duty Factor (dB)	Average Conducted Power (dBm)	FCC Conducted Power Limit (dBm)	DG (dBi)	EIRP Power Limit (dBm)	Pass/Fail
11a	6M bps	1	52	5260	0.08	17.60	23.98	-6.00	26.99	Pass
11a	6M bps	1	60	5300	0.08	15.41	23.98	-6.00	26.99	Pass
11a	6M bps	1	64	5320	0.08	15.24	23.98	-6.00	26.99	Pass
VHT20	MCS 0	1	52	5260	0.08	17.67	23.98	-6.00	26.99	Pass
VHT20	MCS 0	1	60	5300	0.08	14.96	23.98	-6.00	26.99	Pass
VHT20	MCS 0	1	64	5320	0.08	17.25	23.98	-6.00	26.99	Pass
VHT40	MCS 0	1	54	5270	0.18	15.70	23.98	-6.00	26.99	Pass
VHT40	MCS 0	1	62	5310	0.18	15.24	23.98	-6.00	26.99	Pass
VHT80	MCS 0	1	58	5290	0.34	14.73	23.98	-6.00	26.99	Pass

U-NII-2C										
Mod.	Data Rate	NTX	CH.	Freq. (MHz)	Duty Factor (dB)	Average Conducted Power (dBm)	FCC Conducted Power Limit (dBm)	DG (dBi)	EIRP Power Limit (dBm)	Pass/Fail
11a	6M bps	1	100	5500	0.08	15.32	23.98	-7.00	26.99	Pass
11a	6M bps	1	116	5580	0.08	16.24	23.98	-7.00	26.99	Pass
11a	6M bps	1	140	5700	0.08	16.81	23.98	-7.00	26.99	Pass
11a	6M bps	1	144	5720	0.08	17.20	23.98	-7.00	26.99	Pass
VHT20	MCS 0	1	100	5500	0.08	15.83	23.98	-7.00	26.99	Pass
VHT20	MCS 0	1	116	5580	0.08	15.75	23.98	-7.00	26.99	Pass
VHT20	MCS 0	1	140	5700	0.08	16.96	23.98	-7.00	26.99	Pass
VHT20	MCS 0	1	144	5720	0.08	15.28	23.98	-7.00	26.99	Pass
VHT40	MCS 0	1	102	5510	0.18	15.48	23.98	-7.00	26.99	Pass
VHT40	MCS 0	1	110	5550	0.18	15.23	23.98	-7.00	26.99	Pass
VHT40	MCS 0	1	134	5670	0.18	15.14	23.98	-7.00	26.99	Pass
VHT40	MCS 0	1	142	5710	0.18	15.12	23.98	-7.00	26.99	Pass
VHT80	MCS 0	1	106	5530	0.34	14.63	23.98	-7.00	26.99	Pass
VHT80	MCS 0	1	122	5610	0.34	14.37	23.98	-7.00	26.99	Pass
VHT80	MCS 0	1	138	5690	0.34	14.59	23.98	-7.00	26.99	Pass

U-NII-3										
Mod.	Data Rate	NTX	CH.	Freq. (MHz)	Duty Factor (dB)	Average Conducted Power (dBm)	FCC Conducted Power Limit (dBm)	DG (dBi)		Pass/Fail
11a	6M bps	1	149	5745	0.08	17.62	30.00	-7.30	/	Pass
11a	6Mbps	1	157	5785	0.08	17.87	30.00	-7.30		Pass
11a	6Mbps	1	165	5825	0.08	17.34	30.00	-7.30		Pass
VHT20	MCS 0	1	149	5745	0.08	17.66	30.00	-7.30		Pass
VHT20	MCS 0	1	157	5785	0.08	17.88	30.00	-7.30		Pass
VHT20	MCS 0	1	165	5825	0.08	17.36	30.00	-7.30		Pass
VHT40	MCS 0	1	151	5755	0.18	15.61	30.00	-7.30		Pass
VHT40	MCS 0	1	159	5795	0.18	15.59	30.00	-7.30		Pass
VHT80	MCS 0	1	155	5775	0.34	15.02	30.00	-7.30		Pass

Appendix B. Radiated Spurious Emission Test Data

Test Engineer :	Shiwei Wen/Zhaohui Liang	**Relative Humidity :**	50%
		Temperature :	20-22℃

<WLAN 2.4G>

Radiated Spurious Emission Test Modes

Mode	Band (MHz)	Antenna	Modulation	Channel	Frequency	Data Rate	Remark
Mode 1	2400-2483.5	2	802.11b	01	2412	1Mbps	-
Mode 2	2400-2483.5	2	802.11b	06	2437	1Mbps	-
Mode 3	2400-2483.5	2	802.11b	11	2462	1Mbps	-
Mode 4	2400-2483.5	2	802.11g	01	2412	6Mbps	-
Mode 5	2400-2483.5	2	802.11g	06	2437	6Mbps	-
Mode 6	2400-2483.5	2	802.11g	11	2462	6Mbps	-
Mode 7	2400-2483.5	2	802.11n HT20	01	2412	MCS0	-
Mode 8	2400-2483.5	2	802.11n HT20	06	2437	MCS0	-
Mode 9	2400-2483.5	2	802.11n HT20	11	2462	MCS0	-
Mode 10	2400-2483.5	2	802.11n HT40	03	2422	MCS0	-
Mode 11	2400-2483.5	2	802.11n HT40	09	2452	MCS0	-
Mode 12	2400-2483.5	2	802.11n HT40	03	2422	MCS0	LF
Mode 13	Co-location	2	802.11n HT40 +LTE B30 Link	03	2422	MCS0	-

Summary of each worse mode

Mode	Modulation	Ch.	Freq. (MHz)	Level (dBuV/m)	Limit (dBuV/m)	Margin (dB)	Pol.	Peak Avg.	Result	Remark
1	802.11b	01	2389.95	40.82	54.00	-13.18	H	AVERAGE	Pass	Band Edge
1	802.11b	01	4824.00	47.90	54.00	-6.10	H	Average	Pass	Harmonic
2	802.11b	06	-	-	-	-	-	-	-	Band Edge
2	802.11b	06	4874.00	48.93	54.00	-5.07	H	Average	Pass	Harmonic
3	802.11b	11	2483.51	42.52	54.00	-11.48	H	AVERAGE	Pass	Band Edge
3	802.11b	11	4924.00	48.91	54.00	-5.09	H	Average	Pass	Harmonic
4	802.11g	01	2389.95	47.80	54.00	-3.90	H	AVERAGE	Pass	Band Edge
4	802.11g	01	4824.00	46.29	74.00	-27.71	V	Peak	Pass	Harmonic
5	802.11g	06	-	-	-	-	-	-	-	Band Edge
5	802.11g	06	7311.00	49.05	74.00	-24.95	V	Peak	Pass	Harmonic
6	802.11g	11	2483.51	49.73	54.00	-4.27	H	AVERAGE	Pass	Band Edge
6	802.11g	11	7386.00	48.09	74.00	-25.91	H	Peak	Pass	Harmonic
7	802.11n HT20	01	2389.95	50.47	54.00	-3.53	H	AVERAGE	Pass	Band Edge
7	802.11n HT20	01	4824.00	45.87	74.00	-28.13	V	Peak	Pass	Harmonic
8	802.11n HT20	06	-	-	-	-	-	-	-	Band Edge
8	802.11n HT20	06	7311.00	47.19	74.00	-26.81	H	Peak	Pass	Harmonic
9	802.11n HT20	11	2483.51	49.83	54.00	-4.17	H	AVERAGE	Pass	Band Edge
9	802.11n HT20	11	7386.00	47.88	74.00	-26.12	H	Peak	Pass	Harmonic
10	802.11n HT40	03	2389.97	50.61	54.00	-3.39	H	AVERAGE	Pass	Band Edge
10	802.11n HT40	03	7266.00	47.91	74.00	-26.09	H	Peak	Pass	Harmonic
11	802.11n HT40	09	2483.97	50.38	54.00	-3.62	H	AVERAGE	Pass	Band Edge
11	802.11n HT40	09	7356.00	47.66	74.00	-26.34	V	Peak	Pass	Harmonic
12	802.11n HT40	03	197.81	28.72	43.5	-14.78	V	Peak	Pass	LF
13	802.11n HT40	03	2389.94	50.43	54.00	-3.57	H	Average	Pass	Band Edge
	802.11n HT40	03	7266.00	47.44	74.00	-26.56	H	Peak	Pass	Harmonic

Mode	1	
	Band Edge	
	2400-2483.5_802.11b_CH01_2412MHz	
ANT	2	
Pol.	Horizontal	Fundamental
Peak	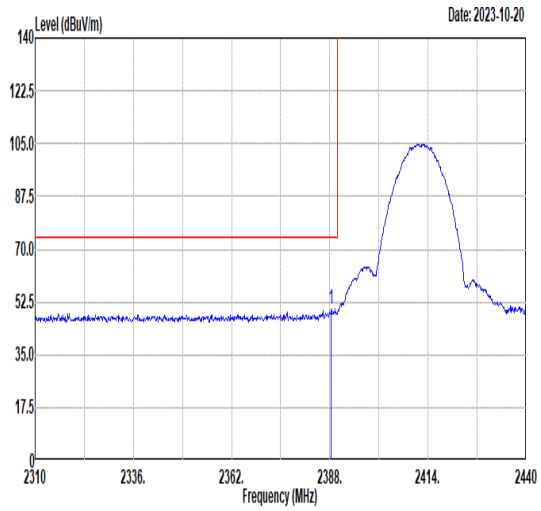 Freq Level Limit Line Margin (dB) Read Level Ant Factor Cable Loss Preamp Factor APos TPos Remark 1 2388.39 50.15 74.00 -23.85 42.22 32.25 7.76 32.08 357 285 PEAK	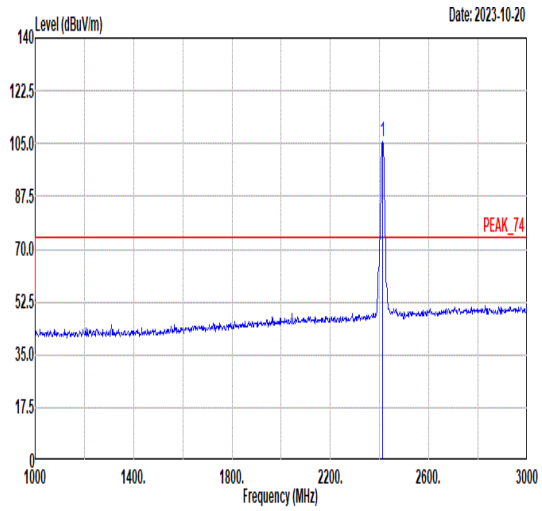 Freq Level Limit Line Margin (dB) Read Level Ant Factor Cable Loss Preamp Factor APos TPos Remark 1 2412.00 105.48 ------ ------ 97.44 32.31 7.81 32.08 357 285 PEAK
Avg	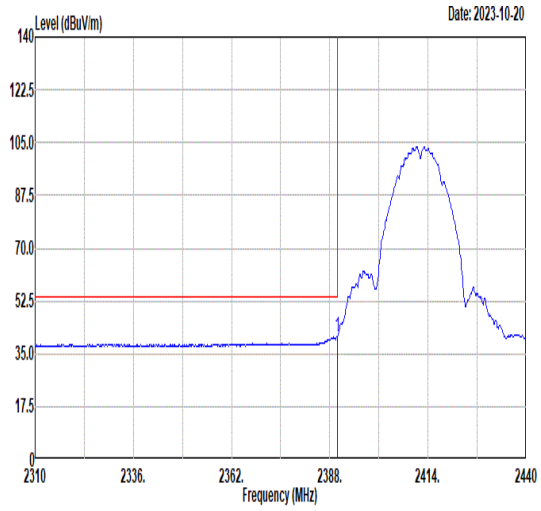 Freq Level Limit Line Margin (dB) Read Level Ant Factor Cable Loss Preamp Factor APos TPos Remark 1 2389.95 40.82 54.00 -13.18 32.88 32.26 7.76 32.08 357 285 AVERAGE	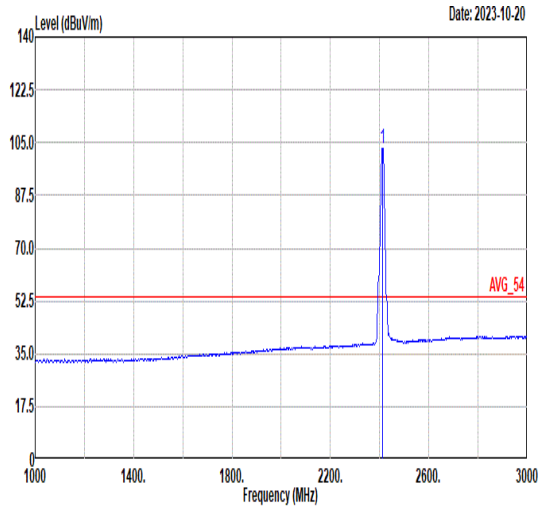 Freq Level Limit Line Margin (dB) Read Level Ant Factor Cable Loss Preamp Factor APos TPos Remark 1 2412.00 102.92 ------ ------ 94.88 32.31 7.81 32.08 357 285 AVERAGE

Mode	1	
	Band Edge	
	2400-2483.5_802.11b_CH01_2412MHz	
ANT	2	
Pol.	Vertical	Fundamental
Peak	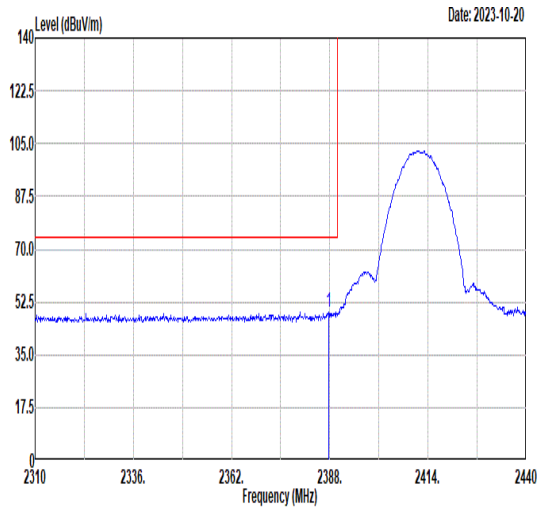 Freq Level Limit Line Margin (dB) Read Level Ant Factor Cable Loss Preamp Factor APos TPos Remark 1 2387.61 49.15 74.00 -24.85 41.23 32.25 7.75 32.08 362 232 PEAK	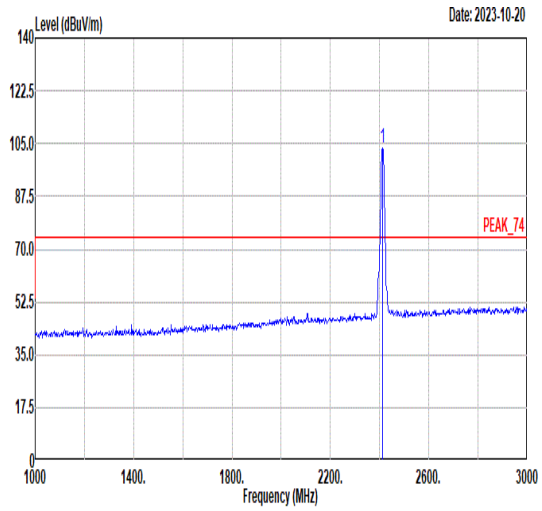 Freq Level Limit Line Margin (dB) Read Level Ant Factor Cable Loss Preamp Factor APos TPos Remark 1 2412.00 103.43 ------ ------ 95.39 32.31 7.81 32.08 362 232 PEAK
Avg	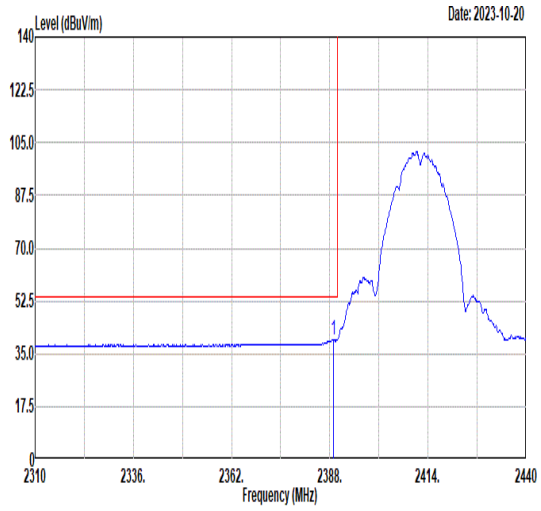 Freq Level Limit Line Margin (dB) Read Level Ant Factor Cable Loss Preamp Factor APos TPos Remark 1 2389.04 39.62 54.00 -14.38 31.68 32.26 7.76 32.08 362 232 AVERAGE	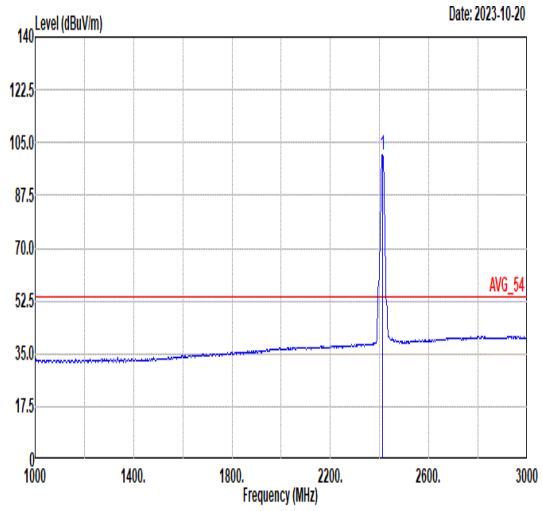 Freq Level Limit Line Margin (dB) Read Level Ant Factor Cable Loss Preamp Factor APos TPos Remark 1 2412.00 100.89 ------ ------ 92.85 32.31 7.81 32.08 362 232 AVERAGE

Mode	1	
	Harmonic	
	2400-2483.5_802.11b_CH01_2412MHz	
ANT	2	
Pol.	Horizontal	Vertical
Peak Avg	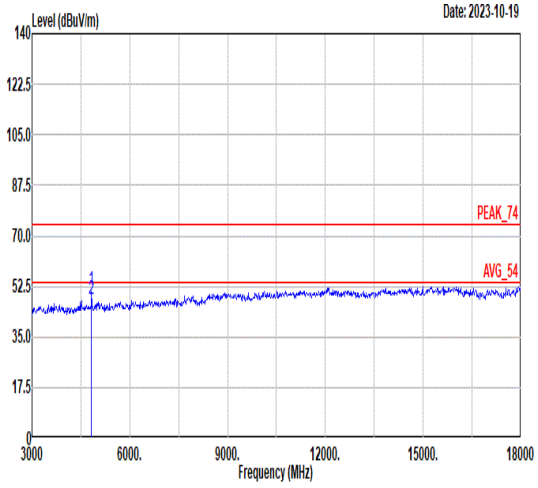 Freq Level Limit Line Margin Read Level Ant Factor Cable Loss Preamp Factor APos TPos Remark MHz dBuV/m dBuV/m dB dBuV dB/m dB dB cm deg 1 4824.00 51.47 74.00 -22.53 58.11 33.85 11.08 51.57 378 25 Peak 2 4824.00 47.90 54.00 -6.10 54.54 33.85 11.08 51.57 378 25 Average	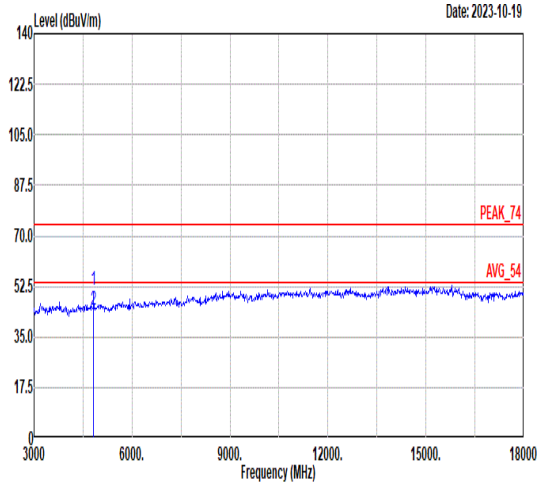 Freq Level Limit Line Margin Read Level Ant Factor Cable Loss Preamp Factor APos TPos Remark MHz dBuV/m dBuV/m dB dBuV dB/m dB dB cm deg 1 4824.00 51.09 74.00 -22.91 57.73 33.85 11.08 51.57 286 227 Peak 2 4824.00 44.59 54.00 -9.41 51.23 33.85 11.08 51.57 286 227 Average

Mode	2	
	Harmonic	
	2400-2483.5_802.11b_CH06_2437MHz	
ANT	2	
Pol.	Horizontal	Vertical
Peak Avg	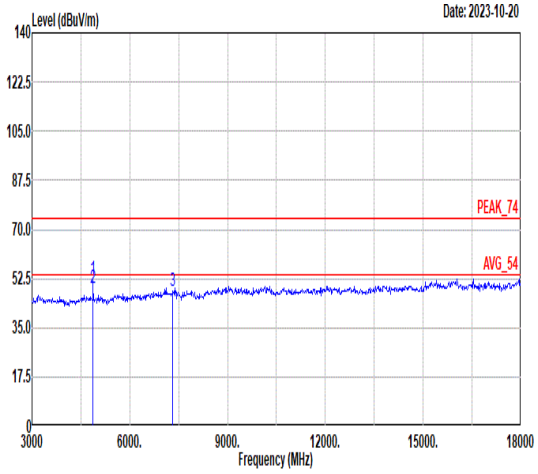 Freq Level Limit Line Margin Read Level Ant Factor Cable Loss Preamp Factor APos TPos Remark MHz dBuV/m dBuV/m dB dBuV dB/m dB dB cm deg 1 4874.00 52.12 74.00 -21.88 58.83 33.74 11.10 51.55 100 298 Peak 2 4874.00 48.93 54.00 -5.07 55.64 33.74 11.10 51.55 100 298 Average 3 7311.00 47.93 74.00 -26.07 50.25 35.76 13.08 51.16 -- -- Peak	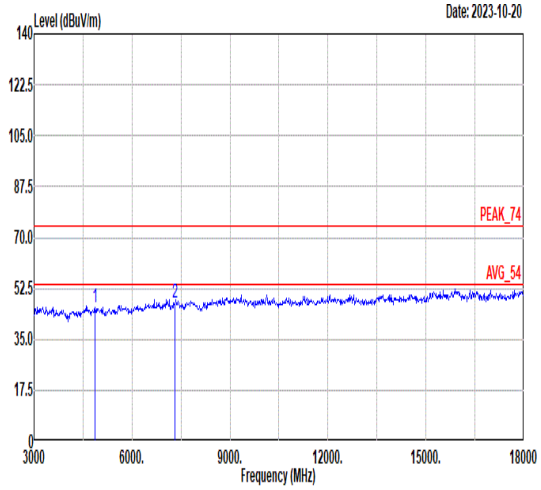 Freq Level Limit Line Margin Read Level Ant Factor Cable Loss Preamp Factor APos TPos Remark MHz dBuV/m dBuV/m dB dBuV dB/m dB dB cm deg 1 4874.00 46.12 74.00 -27.88 52.83 33.74 11.10 51.55 -- -- Peak 2 7311.00 47.74 74.00 -26.26 50.06 35.76 13.08 51.16 -- -- Peak

Mode	3	
	Band Edge	
	2400-2483.5_802.11b_CH11_2462MHz	
ANT	2	
Pol.	Horizontal	Fundamental
Peak	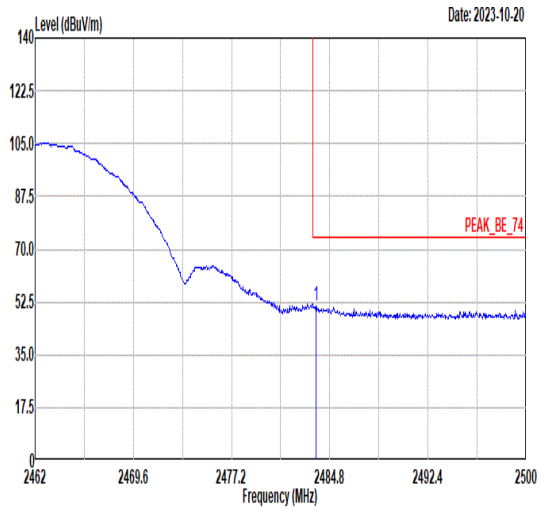 Freq Level Limit Line Margin (dB) Read Level Ant Factor Cable Loss Preamp Factor APos TPos Remark 1 2483.74 51.14 74.00 -22.86 42.90 32.46 7.88 32.10 376 286 PEAK	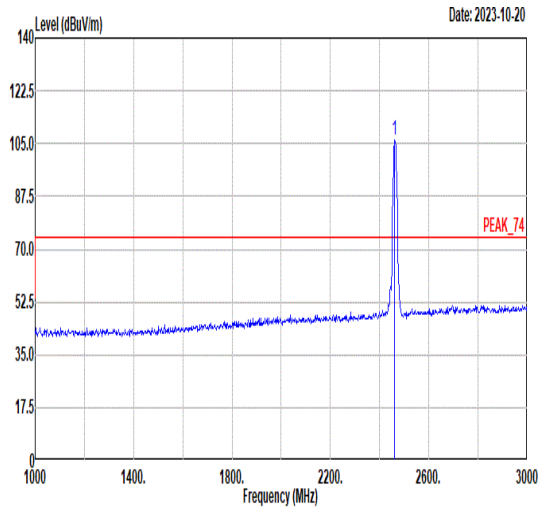 Freq Level Limit Line Margin (dB) Read Level Ant Factor Cable Loss Preamp Factor APos TPos Remark 1 2462.00 106.08 ------ ------ 97.89 32.42 7.86 32.09 376 286 PEAK
Avg	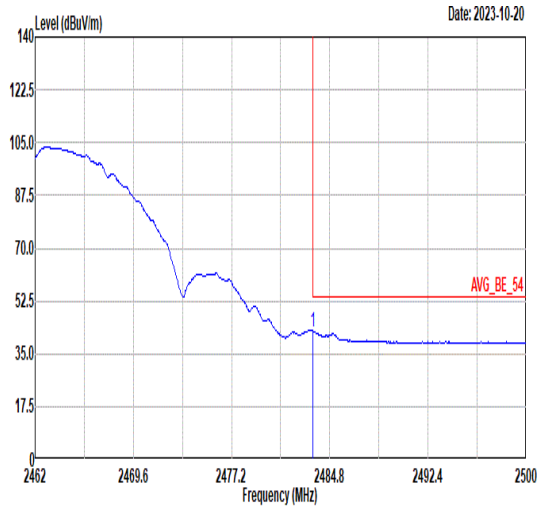 Freq Level Limit Line Margin (dB) Read Level Ant Factor Cable Loss Preamp Factor APos TPos Remark 1 2483.51 42.52 54.00 -11.48 34.28 32.46 7.88 32.10 376 286 AVERAGE	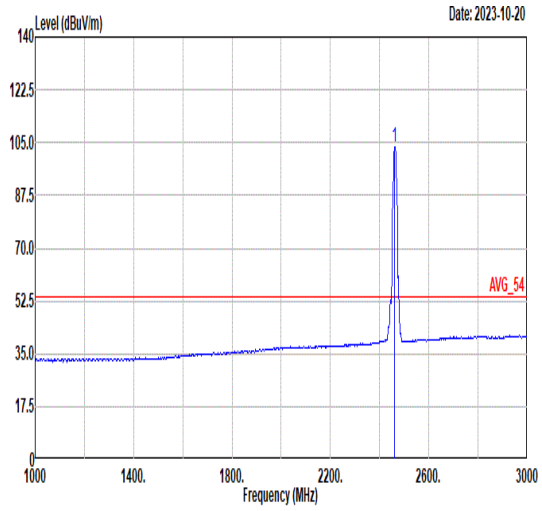 Freq Level Limit Line Margin (dB) Read Level Ant Factor Cable Loss Preamp Factor APos TPos Remark 1 2462.00 103.51 ------ ------ 95.32 32.42 7.86 32.09 376 286 AVERAGE

Mode	3	
	Band Edge	
	2400-2483.5_802.11b_CH11_2462MHz	
ANT	2	
Pol.	Vertical	Fundamental
Peak	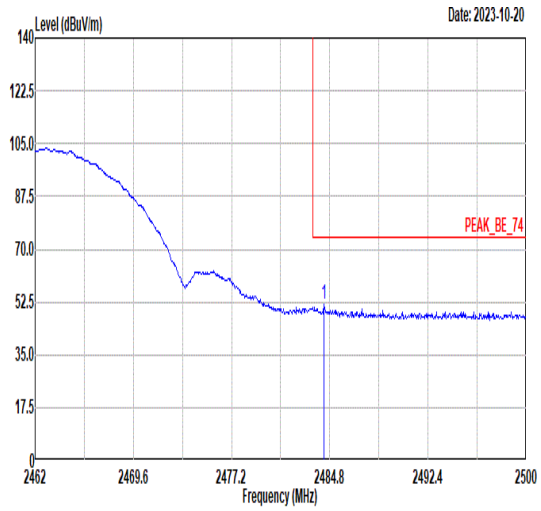 Freq Level Limit Line Margin (dB) Read Level Ant Factor Cable Loss Preamp Factor APos TPos Remark MHz dBuV/m dBuV/m dBuV dB/m dB dB cm deg 1 2484.34 51.54 74.00 -22.46 43.29 32.47 7.88 32.10 333 229 PEAK	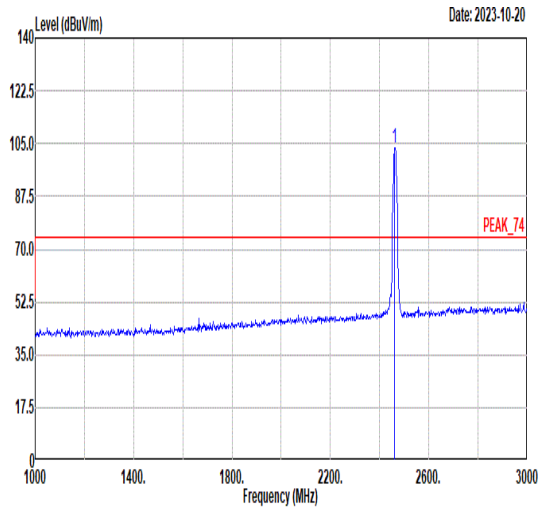 Freq Level Limit Line Margin (dB) Read Level Ant Factor Cable Loss Preamp Factor APos TPos Remark MHz dBuV/m dBuV/m dBuV dB/m dB dB cm deg 1 2462.00 103.81 ------ ------ 95.62 32.42 7.86 32.09 333 229 PEAK
Avg	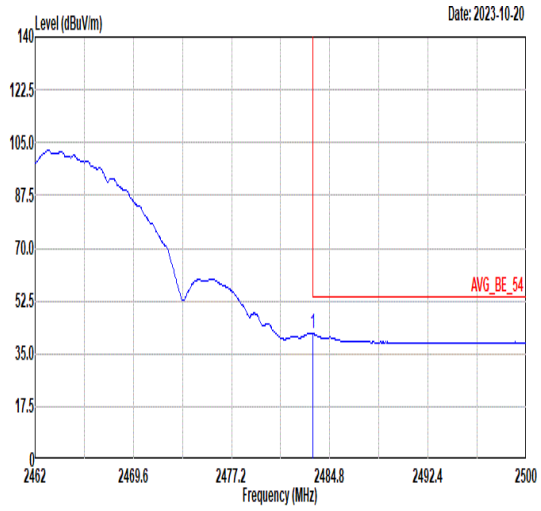 Freq Level Limit Line Margin (dB) Read Level Ant Factor Cable Loss Preamp Factor APos TPos Remark MHz dBuV/m dBuV/m dBuV dB/m dB dB cm deg 1 2483.51 41.57 54.00 -12.43 33.33 32.46 7.88 32.10 333 229 AVERAGE	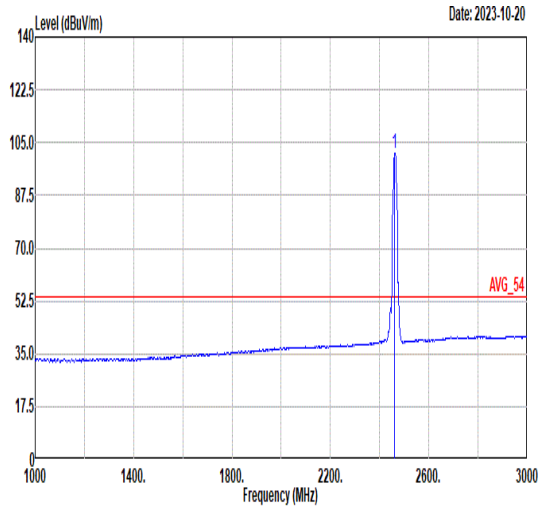 Freq Level Limit Line Margin (dB) Read Level Ant Factor Cable Loss Preamp Factor APos TPos Remark MHz dBuV/m dBuV/m dBuV dB/m dB dB cm deg 1 2462.00 101.43 ------ ------ 93.24 32.42 7.86 32.09 333 229 AVERAGE

Mode	3	
	Harmonic	
	2400-2483.5_802.11b_CH11_2462MHz	
ANT	2	
Pol.	Horizontal	Vertical
Peak Avg	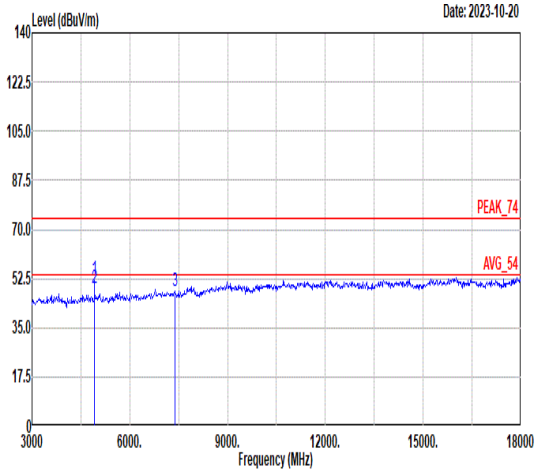 Freq Level Limit Line Margin Read Level Ant Factor Cable Loss Preamp Factor APos TPos Remark MHz dBuV/m dBuV/m dB dBuV dB/m dB dB cm deg 1 4924.00 52.37 74.00 -21.63 59.08 33.70 11.12 51.53 100 296 Peak 2 4924.00 48.91 54.00 -5.09 55.62 33.70 11.12 51.53 100 296 Average 3 7386.00 47.87 74.00 -26.13 50.14 35.78 13.13 51.18 -- -- Peak	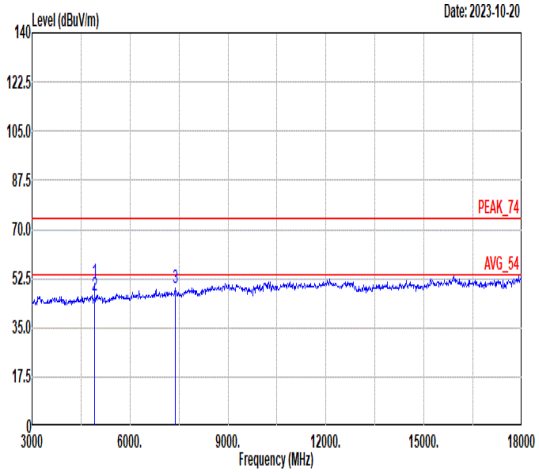 Freq Level Limit Line Margin Read Level Ant Factor Cable Loss Preamp Factor APos TPos Remark MHz dBuV/m dBuV/m dB dBuV dB/m dB dB cm deg 1 4924.00 51.31 74.00 -22.69 58.02 33.70 11.12 51.53 100 68 Peak 2 4924.00 46.47 54.00 -7.53 53.18 33.70 11.12 51.53 100 68 Average 3 7386.00 49.09 74.00 -24.91 51.36 35.78 13.13 51.18 -- -- Peak

Mode	4	
	Band Edge	
	2400-2483.5_802.11g_CH01_2412MHz	
ANT	2	
Pol.	Horizontal	Fundamental
Peak	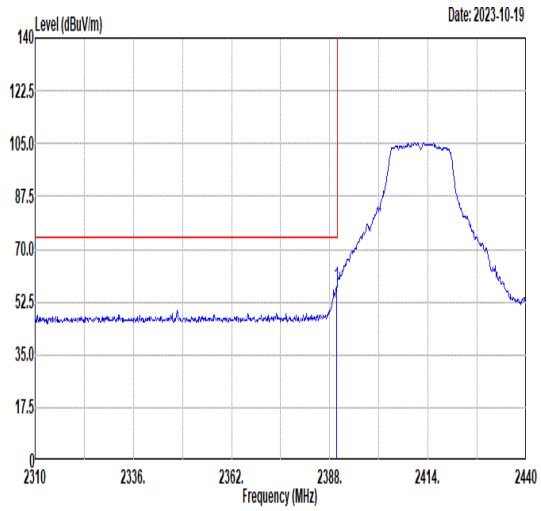 Freq Level Limit Line Margin (dB) Read Level Ant Factor Cable Loss Preamp Factor APos TPos Remark 1 2389.82 57.80 74.00 -16.20 49.86 32.26 7.76 32.08 358 287 PEAK	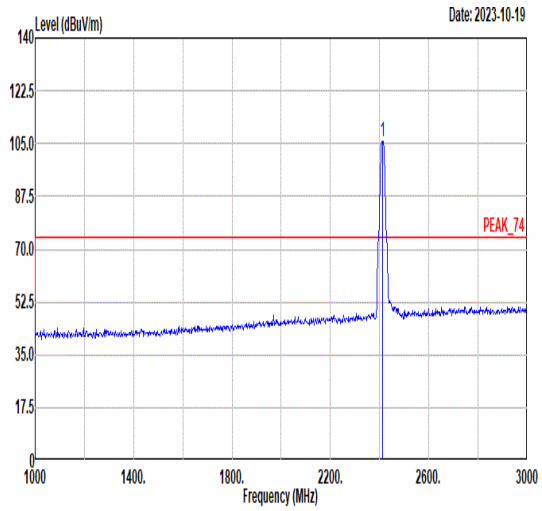 Freq Level Limit Line Margin (dB) Read Level Ant Factor Cable Loss Preamp Factor APos TPos Remark 1 2412.00 105.64 ------ ------ 97.61 32.30 7.81 32.08 358 287 PEAK
Avg	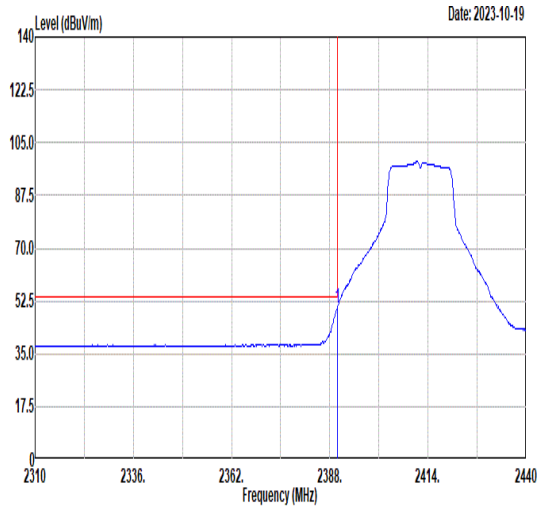 Freq Level Limit Line Margin (dB) Read Level Ant Factor Cable Loss Preamp Factor APos TPos Remark 1 2389.95 50.10 54.00 -3.90 42.16 32.26 7.76 32.08 358 287 AVERAGE	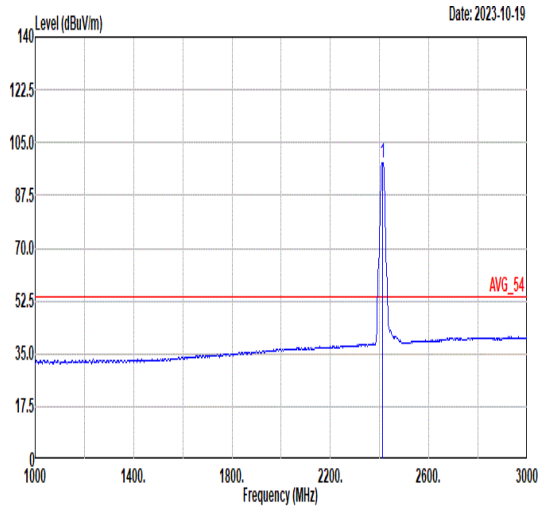 Freq Level Limit Line Margin (dB) Read Level Ant Factor Cable Loss Preamp Factor APos TPos Remark 1 2412.00 98.42 ------ ------ 90.38 32.31 7.81 32.08 358 287 AVERAGE

Mode	4	
	Band Edge	
	2400-2483.5_802.11g_CH01_2412MHz	
ANT	2	
Pol.	Vertical	Fundamental
Peak	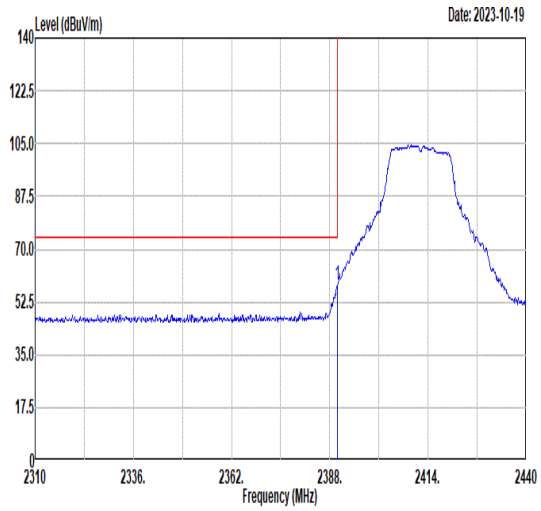 Freq Level Limit Line Margin (dB) Read Level Ant Factor Cable Loss Preamp Factor APos TPos Remark 1 2389.95 58.11 74.00 -15.89 50.17 32.26 7.76 32.08 361 229 PEAK	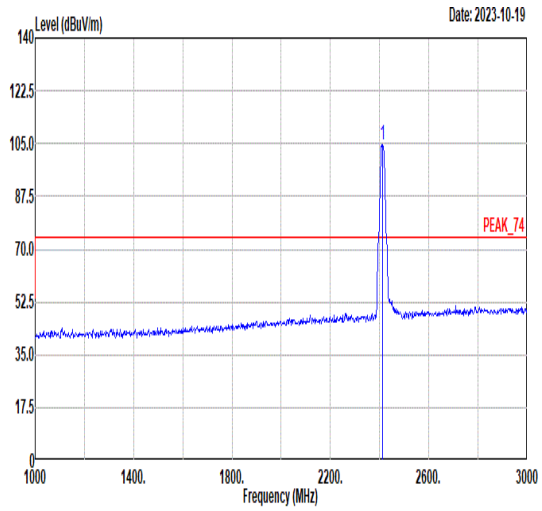 Freq Level Limit Line Margin (dB) Read Level Ant Factor Cable Loss Preamp Factor APos TPos Remark 1 2412.00 104.70 ------ ------ 96.67 32.30 7.81 32.08 361 229 PEAK
Avg	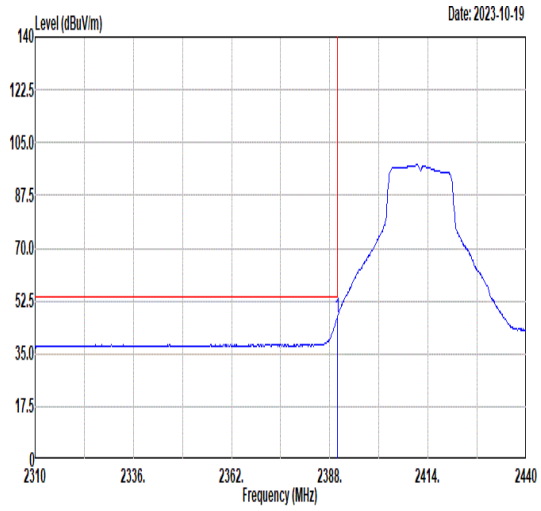 Freq Level Limit Line Margin (dB) Read Level Ant Factor Cable Loss Preamp Factor APos TPos Remark 1 2389.95 47.15 54.00 -6.85 39.21 32.26 7.76 32.08 361 229 AVERAGE	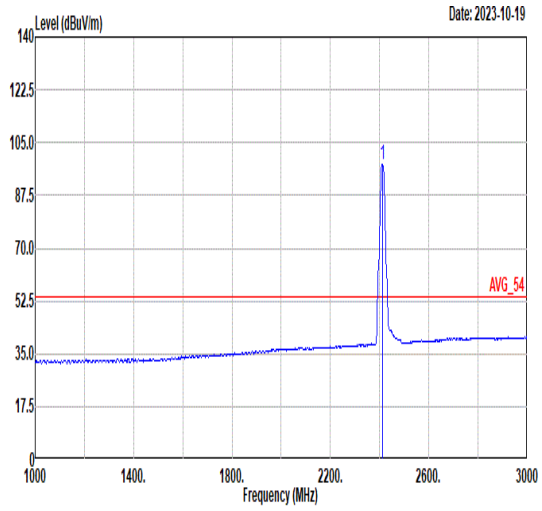 Freq Level Limit Line Margin (dB) Read Level Ant Factor Cable Loss Preamp Factor APos TPos Remark 1 2412.00 97.60 ------ ------ 89.57 32.30 7.81 32.08 361 229 AVERAGE

Mode	4	
	Harmonic	
	2400-2483.5_802.11g_CH01_2412MHz	
ANT	2	
Pol.	Horizontal	Vertical
Peak Avg	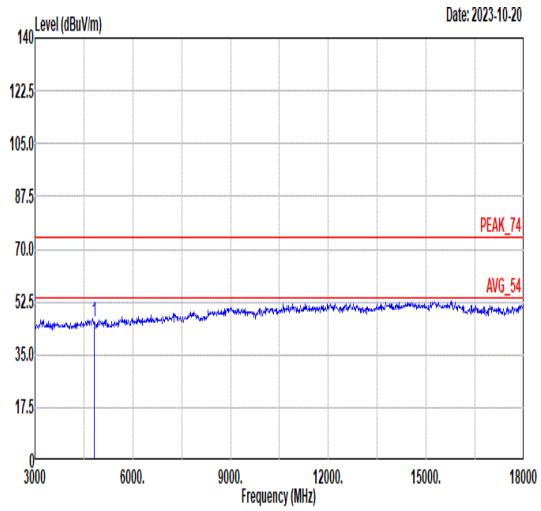 Freq Level Limit Line Margin Read Level Ant Factor Cable Loss Preamp Factor APos TPos Remark MHz dBuV/m dBuV/m dB dBuV dB/m dB dB cm deg 1 4824.00 46.11 74.00 -27.89 52.75 33.85 11.08 51.57 -- -- Peak	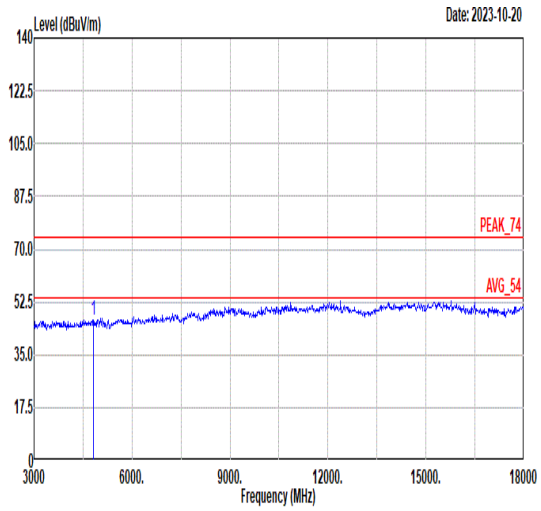 Freq Level Limit Line Margin Read Level Ant Factor Cable Loss Preamp Factor APos TPos Remark MHz dBuV/m dBuV/m dB dBuV dB/m dB dB cm deg 1 4824.00 46.29 74.00 -27.71 52.93 33.85 11.08 51.57 -- -- Peak

Mode	5	
	Harmonic	
	2400-2483.5_802.11g_CH06_2437MHz	
ANT	2	
Pol.	Horizontal	Vertical
Peak Avg	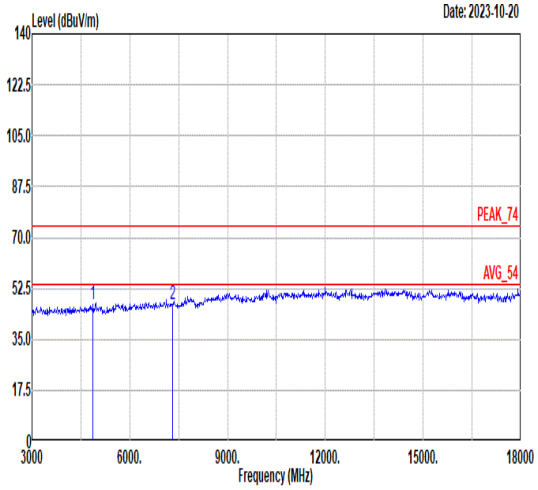 Freq Level Limit Line Margin Read Level Ant Factor Cable Loss Preamp Factor APos TPos Remark MHz dBuV/m dBuV/m dB dBuV dB/m dB dB cm deg 1 4874.00 47.14 74.00 -26.86 53.85 33.74 11.10 51.55 -- -- Peak 2 7311.00 47.17 74.00 -26.83 49.49 35.76 13.08 51.16 -- -- Peak	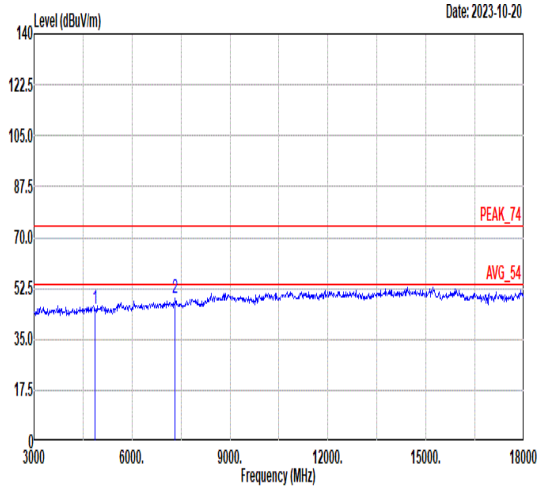 Freq Level Limit Line Margin Read Level Ant Factor Cable Loss Preamp Factor APos TPos Remark MHz dBuV/m dBuV/m dB dBuV dB/m dB dB cm deg 1 4874.00 45.49 74.00 -28.51 52.20 33.74 11.10 51.55 -- -- Peak 2 7311.00 49.05 74.00 -24.95 51.37 35.76 13.08 51.16 -- -- Peak

Mode	6	
	Band Edge	
	2400-2483.5_802.11g_CH11_2462MHz	
ANT	2	
Pol.	Horizontal	Fundamental
Peak	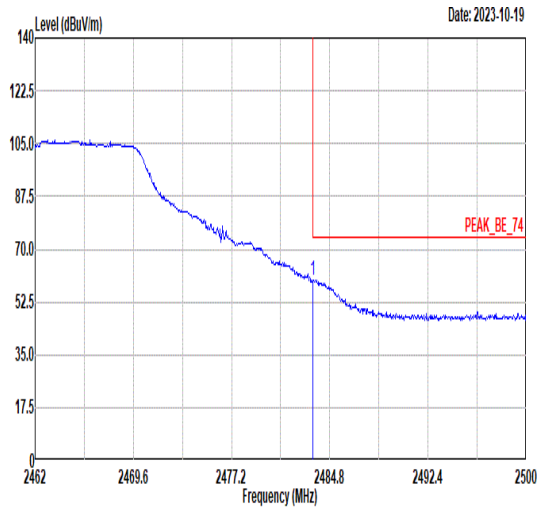 Freq Level Limit Line Margin (dB) Read Level Ant Factor Cable Loss Preamp Factor APos TPos Remark 1 2483.51 59.76 74.00 -14.24 51.52 32.46 7.88 32.10 376 281 PEAK	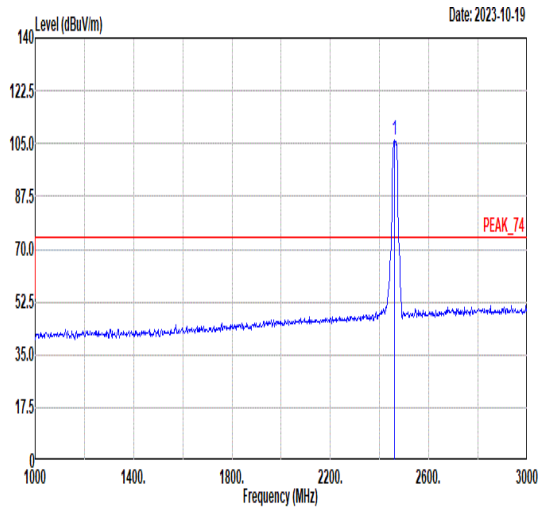 Freq Level Limit Line Margin (dB) Read Level Ant Factor Cable Loss Preamp Factor APos TPos Remark 1 2462.00 105.95 ------ ------ 97.78 32.41 7.85 32.09 376 281 PEAK
Avg	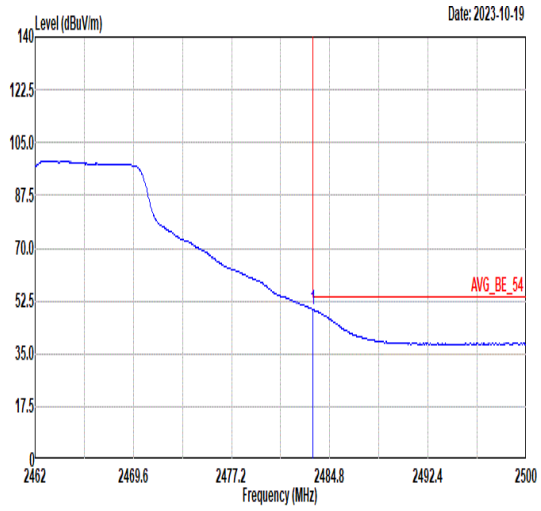 Freq Level Limit Line Margin (dB) Read Level Ant Factor Cable Loss Preamp Factor APos TPos Remark 1 2483.51 49.73 54.00 -4.27 41.49 32.46 7.88 32.10 376 281 AVERAGE	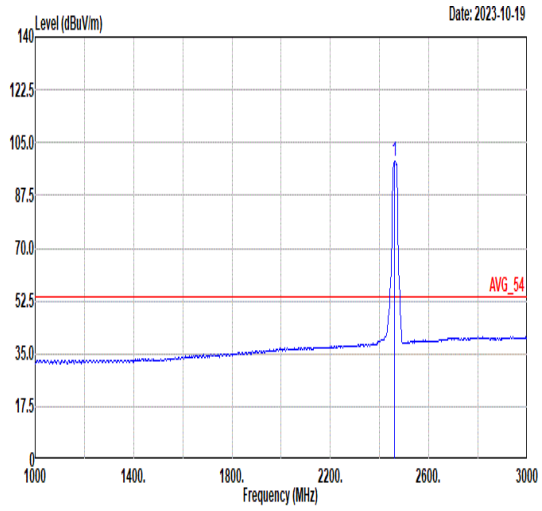 Freq Level Limit Line Margin (dB) Read Level Ant Factor Cable Loss Preamp Factor APos TPos Remark 1 2462.00 99.02 ------ ------ 90.83 32.42 7.86 32.09 376 281 AVERAGE

Mode	6	
	Band Edge	
	2400-2483.5_802.11g_CH11_2462MHz	
ANT	2	
Pol.	Vertical	Fundamental
Peak	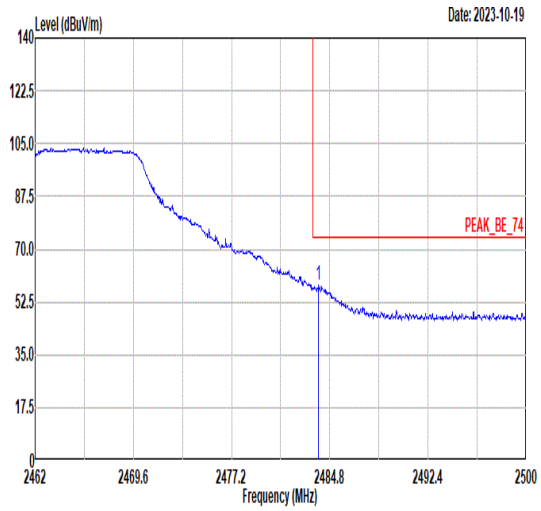 Freq Level Limit Line Margin (dB) Read Level Ant Factor Cable Loss Preamp Factor APos TPos Remark 1 2483.93 57.92 74.00 -16.08 49.68 32.46 7.88 32.10 333 229 PEAK	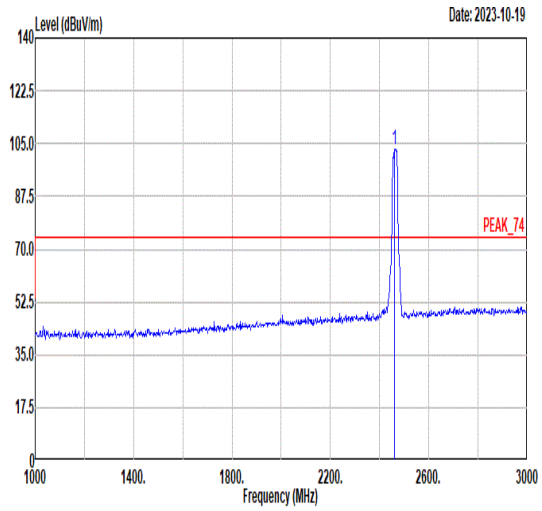 Freq Level Limit Line Margin (dB) Read Level Ant Factor Cable Loss Preamp Factor APos TPos Remark 1 2462.00 103.15 ------ ------ 94.96 32.42 7.86 32.09 333 229 PEAK
Avg	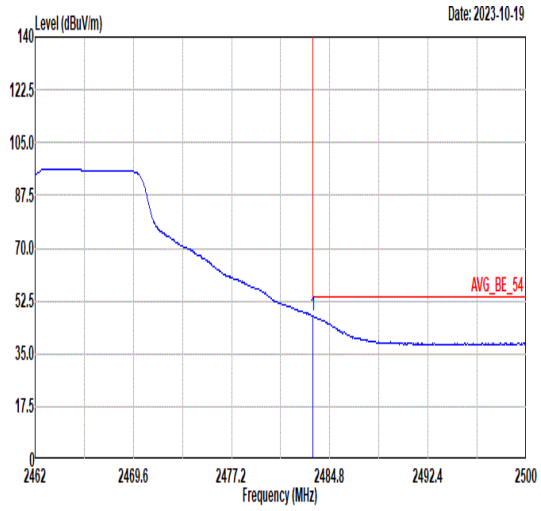 Freq Level Limit Line Margin (dB) Read Level Ant Factor Cable Loss Preamp Factor APos TPos Remark 1 2483.51 47.38 54.00 -6.62 39.14 32.46 7.88 32.10 333 229 AVERAGE	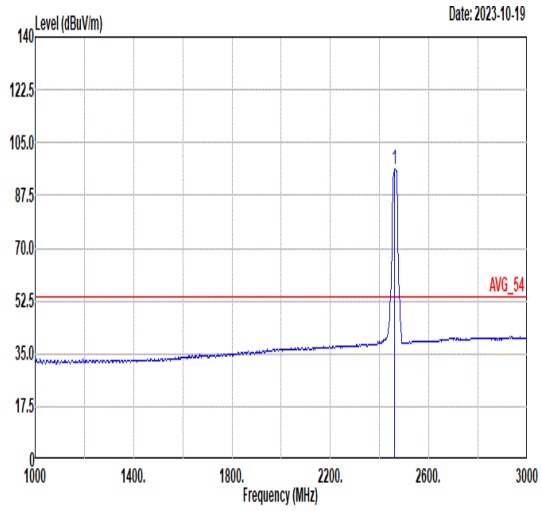 Freq Level Limit Line Margin (dB) Read Level Ant Factor Cable Loss Preamp Factor APos TPos Remark 1 2462.00 96.14 ------ ------ 87.95 32.42 7.86 32.09 333 229 AVERAGE

Mode	6	
	Harmonic	
	2400-2483.5_802.11g_CH11_2462MHz	
ANT	2	
Pol.	Horizontal	Vertical
Peak Avg	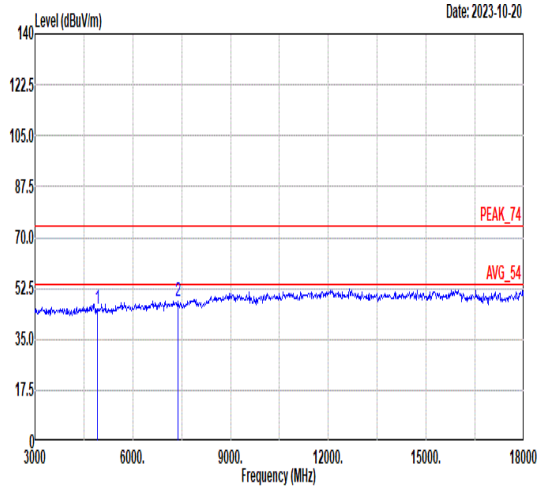 Freq Level Limit Line Margin Read Level Ant Factor Cable Loss Preamp Factor APos TPos Remark MHz dBuV/m dBuV/m dB dBuV dB/m dB dB cm deg 1 4924.00 45.29 74.00 -28.71 52.00 33.70 11.12 51.53 -- -- Peak 2 7386.00 48.09 74.00 -25.91 50.36 35.78 13.13 51.18 -- -- Peak	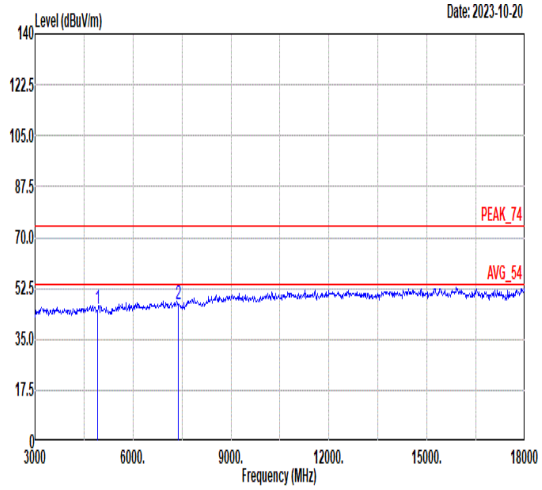 Freq Level Limit Line Margin Read Level Ant Factor Cable Loss Preamp Factor APos TPos Remark MHz dBuV/m dBuV/m dB dBuV dB/m dB dB cm deg 1 4924.00 45.63 74.00 -28.37 52.34 33.70 11.12 51.53 -- -- Peak 2 7386.00 47.04 74.00 -26.96 49.31 35.78 13.13 51.18 -- -- Peak

Mode	7	
	Band Edge	
	2400-2483.5_802.11n HT20_CH01_2412MHz	
ANT	2	
Pol.	Horizontal	Fundamental
Peak	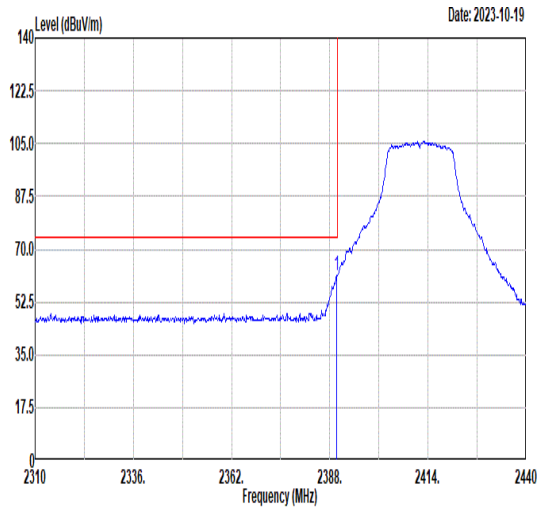 Freq Level Limit Line Margin (dB) Read Level Ant Factor Cable Loss Preamp Factor APos TPos Remark 1 2389.82 61.22 74.00 -12.78 53.28 32.26 7.76 32.08 358 285 PEAK	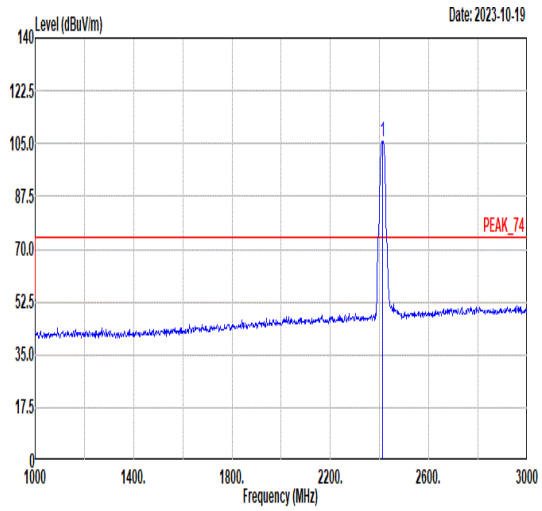 Freq Level Limit Line Margin (dB) Read Level Ant Factor Cable Loss Preamp Factor APos TPos Remark 1 2412.00 105.89 ------ ------ 97.85 32.31 7.81 32.08 358 285 PEAK
Avg	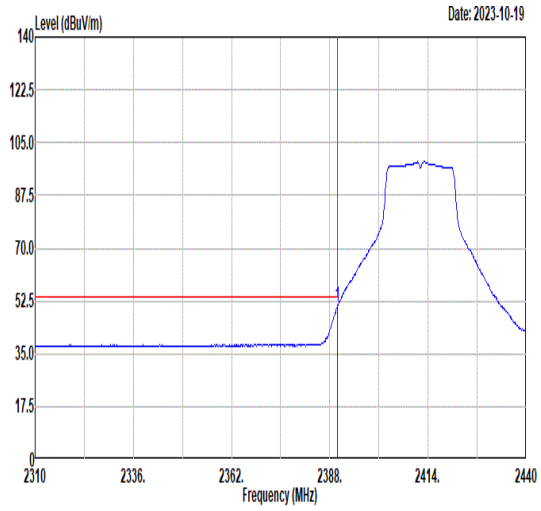 Freq Level Limit Line Margin (dB) Read Level Ant Factor Cable Loss Preamp Factor APos TPos Remark 1 2389.95 50.47 54.00 -3.53 42.53 32.26 7.76 32.08 358 285 AVERAGE	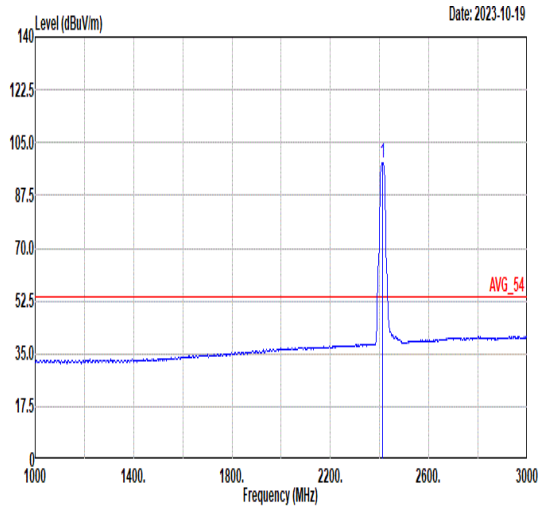 Freq Level Limit Line Margin (dB) Read Level Ant Factor Cable Loss Preamp Factor APos TPos Remark 1 2412.00 98.49 ------ ------ 90.45 32.31 7.81 32.08 358 285 AVERAGE

Mode	7	
	Band Edge	
	2400-2483.5_802.11n HT20_CH01_2412MHz	
ANT	2	
Pol.	Vertical	Fundamental
Peak	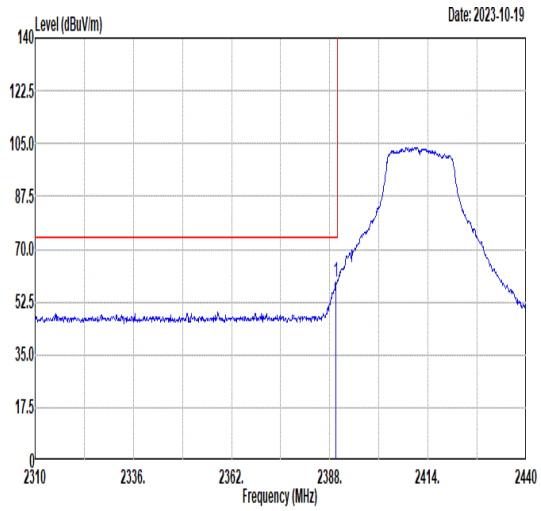 Freq Level Limit Line Margin (dB) Read Level Ant Factor Cable Loss Preamp Factor APos TPos Remark 1 2389.69 59.15 74.00 -14.85 51.21 32.26 7.76 32.08 362 233 PEAK	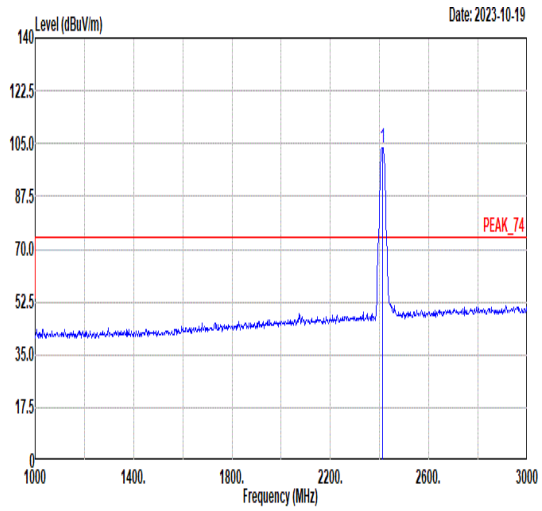 Freq Level Limit Line Margin (dB) Read Level Ant Factor Cable Loss Preamp Factor APos TPos Remark 1 2412.00 103.71 ------ ------ 95.67 32.31 7.81 32.08 362 233 PEAK
Avg	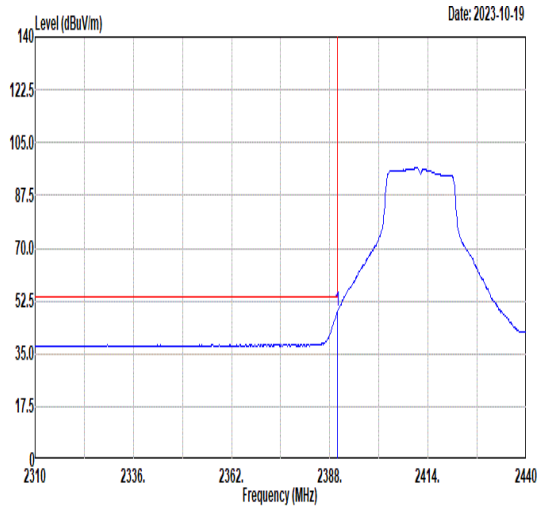 Freq Level Limit Line Margin (dB) Read Level Ant Factor Cable Loss Preamp Factor APos TPos Remark 1 2389.95 48.98 54.00 -5.02 41.04 32.26 7.76 32.08 362 233 AVERAGE	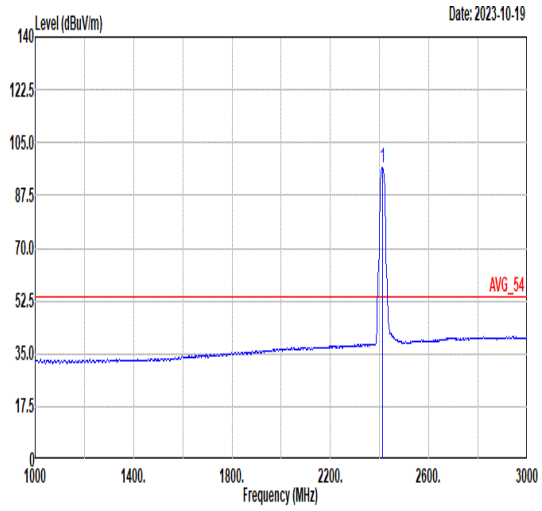 Freq Level Limit Line Margin (dB) Read Level Ant Factor Cable Loss Preamp Factor APos TPos Remark 1 2412.00 96.48 ------ ------ 88.44 32.31 7.81 32.08 362 233 AVERAGE

Mode	7	
	Harmonic	
	2400-2483.5_802.11n HT20_CH01_2412MHz	
ANT	2	
Pol.	Horizontal	Vertical
Peak Avg	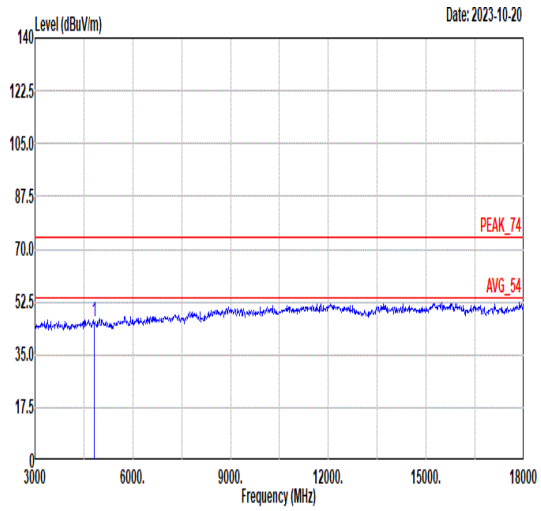 Freq Level Limit Line Margin Read Level Ant Factor Cable Loss Preamp Factor APos TPos Remark MHz dBuV/m dBuV/m dB dBuV dB/m dB dB cm deg 1 4824.00 45.81 74.00 -28.19 52.45 33.85 11.08 51.57 -- -- Peak	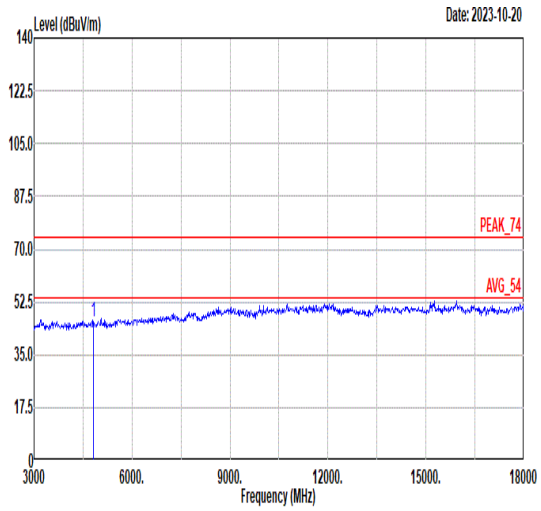 Freq Level Limit Line Margin Read Level Ant Factor Cable Loss Preamp Factor APos TPos Remark MHz dBuV/m dBuV/m dB dBuV dB/m dB dB cm deg 1 4824.00 45.87 74.00 -28.13 52.51 33.85 11.08 51.57 -- -- Peak

Mode	8	
	Harmonic	
	2400-2483.5_802.11n HT20_CH06_2437MHz	
ANT	2	
Pol.	Horizontal	Vertical
Peak Avg	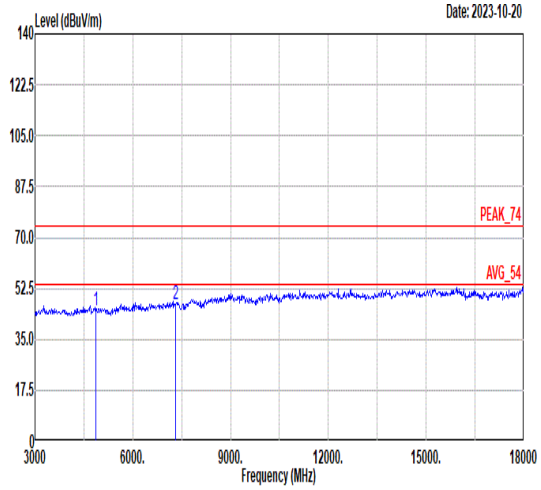 Freq Level Limit Line Margin Read Level Ant Factor Cable Loss Preamp Factor APos TPos Remark MHz dBuV/m dBuV/m dB dBuV dB/m dB dB cm deg 1 4874.00 45.01 74.00 -28.99 51.72 33.74 11.10 51.55 -- -- Peak 2 7311.00 47.19 74.00 -26.81 49.51 35.76 13.08 51.16 -- -- Peak	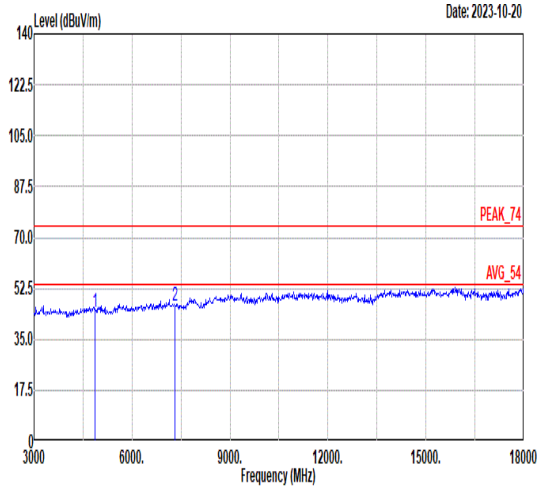 Freq Level Limit Line Margin Read Level Ant Factor Cable Loss Preamp Factor APos TPos Remark MHz dBuV/m dBuV/m dB dBuV dB/m dB dB cm deg 1 4874.00 44.53 74.00 -29.47 51.24 33.74 11.10 51.55 -- -- Peak 2 7311.00 46.69 74.00 -27.31 49.01 35.76 13.08 51.16 -- -- Peak

Mode	9	
	Band Edge	
	2400-2483.5_802.11n HT20_CH11_2462MHz	
ANT	2	
Pol.	Horizontal	Fundamental
Peak	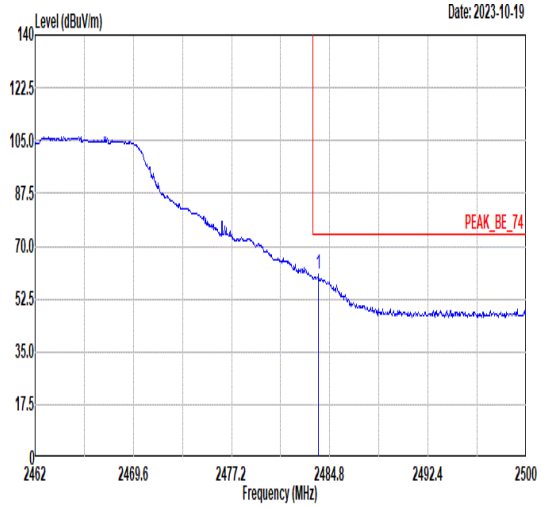 Freq Level Limit Line Margin (dB) Read Level Ant Factor Cable Loss Preamp Factor APos TPos Remark MHz dBuV/m dBuV/m dBuV dB/m dB dB cm deg 1 2483.93 60.93 74.00 -13.07 52.69 32.46 7.88 32.10 376 283 PEAK	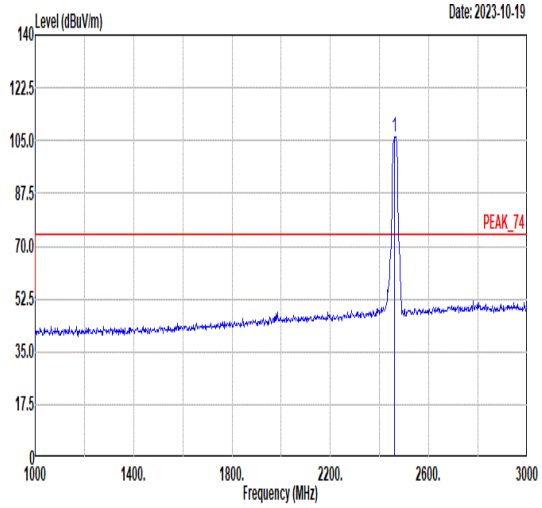 Freq Level Limit Line Margin (dB) Read Level Ant Factor Cable Loss Preamp Factor APos TPos Remark MHz dBuV/m dBuV/m dBuV dB/m dB dB cm deg 1 2462.00 106.17 ------ ------ 97.98 32.42 7.86 32.09 376 283 PEAK
Avg	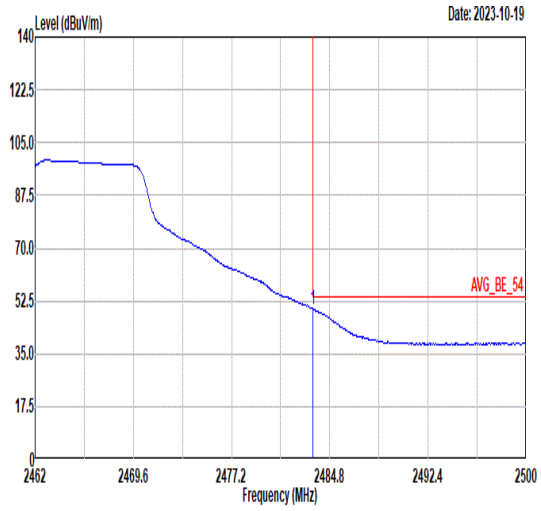 Freq Level Limit Line Margin (dB) Read Level Ant Factor Cable Loss Preamp Factor APos TPos Remark MHz dBuV/m dBuV/m dBuV dB/m dB dB cm deg 1 2483.51 49.83 54.00 -4.17 41.59 32.46 7.88 32.10 376 283 AVERAGE	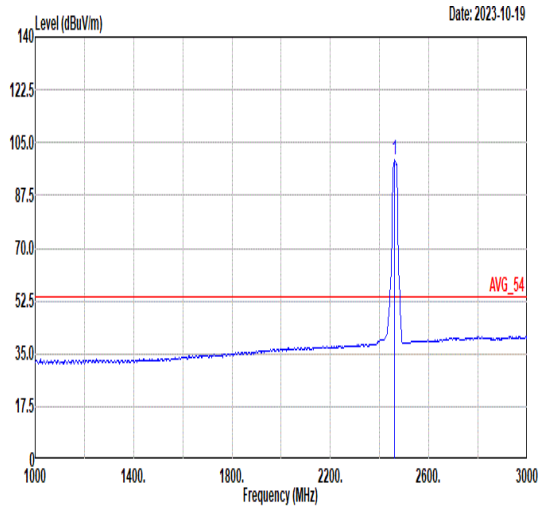 Freq Level Limit Line Margin (dB) Read Level Ant Factor Cable Loss Preamp Factor APos TPos Remark MHz dBuV/m dBuV/m dBuV dB/m dB dB cm deg 1 2462.00 99.11 ------ ------ 90.92 32.42 7.86 32.09 376 283 AVERAGE

Mode	9	
	Band Edge	
	2400-2483.5_802.11n HT20_CH11_2462MHz	
ANT	2	
Pol.	Vertical	Fundamental
Peak	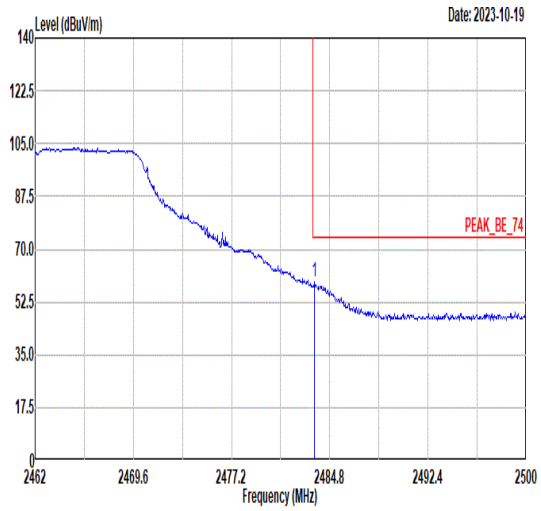 Freq Level Limit Line Margin (dB) Read Level Ant Factor Cable Loss Preamp Factor APos TPos Remark MHz dBuV/m dBuV/m dBuV dB/m dB dB cm deg 1 2483.58 59.13 74.00 -14.87 50.89 32.46 7.88 32.10 334 229 PEAK	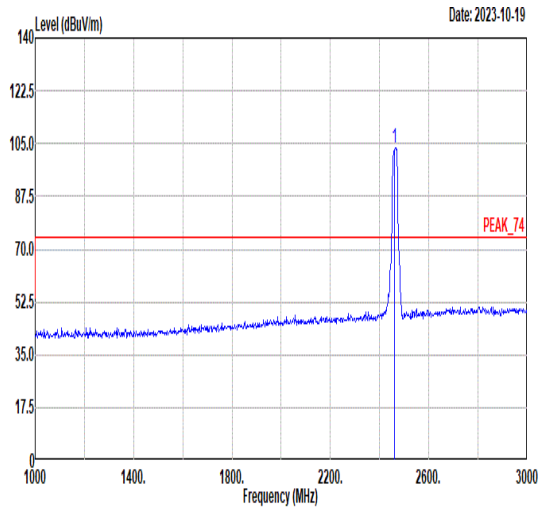 Freq Level Limit Line Margin (dB) Read Level Ant Factor Cable Loss Preamp Factor APos TPos Remark MHz dBuV/m dBuV/m dBuV dB/m dB dB cm deg 1 2462.00 103.52 ------ ------ 95.33 32.42 7.86 32.09 334 229 PEAK
Avg	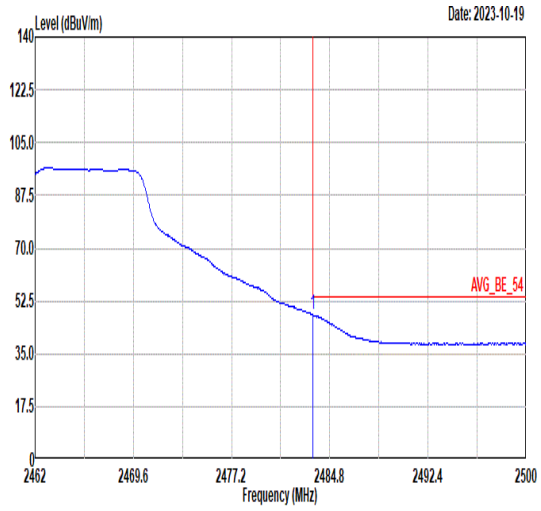 Freq Level Limit Line Margin (dB) Read Level Ant Factor Cable Loss Preamp Factor APos TPos Remark MHz dBuV/m dBuV/m dBuV dB/m dB dB cm deg 1 2483.51 47.83 54.00 -6.17 39.59 32.46 7.88 32.10 334 229 AVERAGE	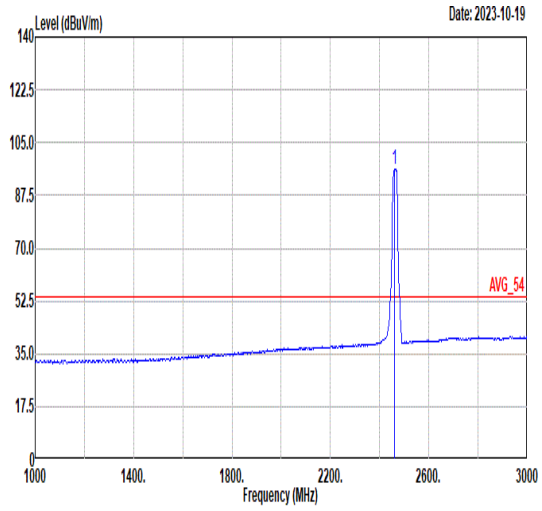 Freq Level Limit Line Margin (dB) Read Level Ant Factor Cable Loss Preamp Factor APos TPos Remark MHz dBuV/m dBuV/m dBuV dB/m dB dB cm deg 1 2462.00 96.34 ------ ------ 88.15 32.42 7.86 32.09 334 229 AVERAGE

Mode	9	
	Harmonic	
	2400-2483.5_802.11n HT20_CH11_2462MHz	
ANT	2	
Pol.	Horizontal	Vertical
Peak Avg	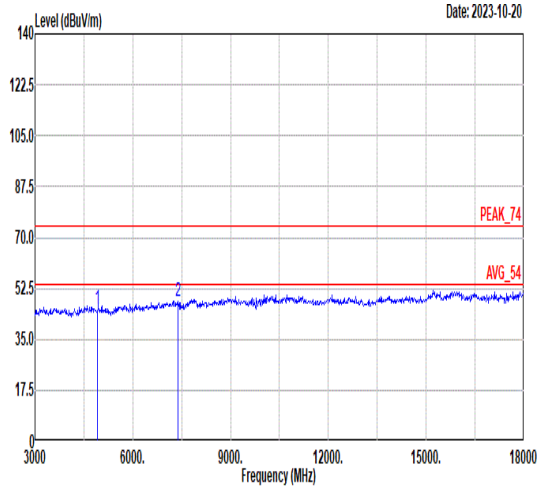 Freq Level Limit Line Margin Read Level Ant Factor Cable Loss Preamp Factor APos TPos Remark MHz dBuV/m dBuV/m dB dBuV dB/m dB dB cm deg 1 4924.00 45.31 74.00 -28.69 52.02 33.70 11.12 51.53 -- -- Peak 2 7386.00 47.88 74.00 -26.12 50.15 35.78 13.13 51.18 -- -- Peak	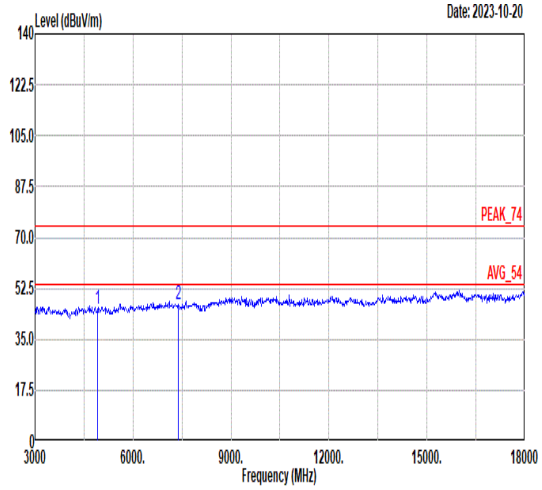 Freq Level Limit Line Margin Read Level Ant Factor Cable Loss Preamp Factor APos TPos Remark MHz dBuV/m dBuV/m dB dBuV dB/m dB dB cm deg 1 4924.00 45.23 74.00 -28.77 51.94 33.70 11.12 51.53 -- -- Peak 2 7386.00 46.91 74.00 -27.09 49.18 35.78 13.13 51.18 -- -- Peak

Mode	10	
	Band Edge - L	
	2400-2483.5_802.11n HT40_CH03_2422MHz	
ANT	2	
Pol.	Horizontal	Fundamental
Peak	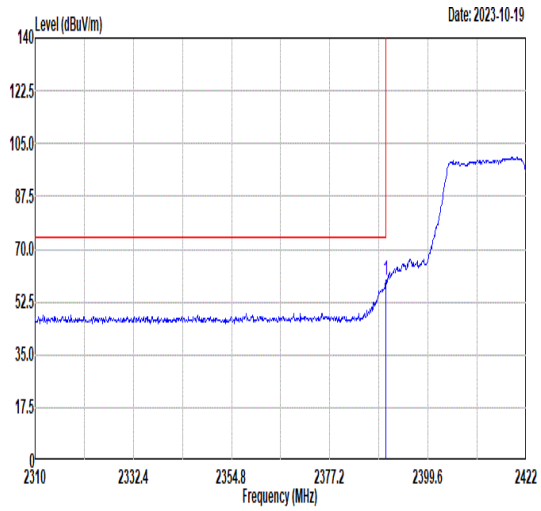 Freq Level Limit Line Margin (dB) Read Level Ant Factor Cable Loss Preamp Factor APos TPos Remark 1 2389.97 59.57 74.00 -14.43 51.63 32.26 7.76 32.08 357 289 PEAK	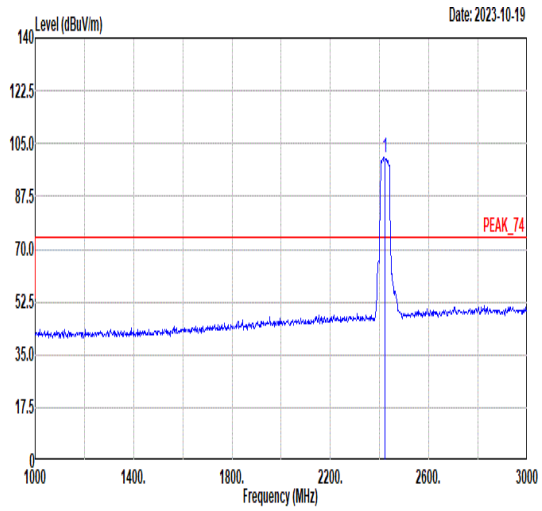 Freq Level Limit Line Margin (dB) Read Level Ant Factor Cable Loss Preamp Factor APos TPos Remark 1 2422.00 100.56 ------ ------ 92.51 32.32 7.81 32.08 357 289 PEAK
Avg	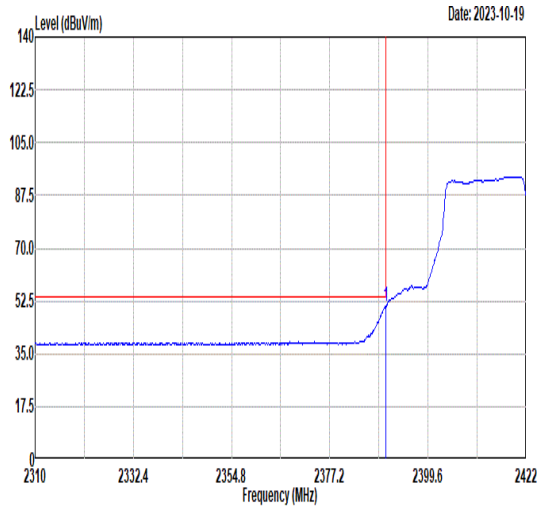 Freq Level Limit Line Margin (dB) Read Level Ant Factor Cable Loss Preamp Factor APos TPos Remark 1 2389.97 50.61 54.00 -3.39 42.67 32.26 7.76 32.08 357 289 AVERAGE	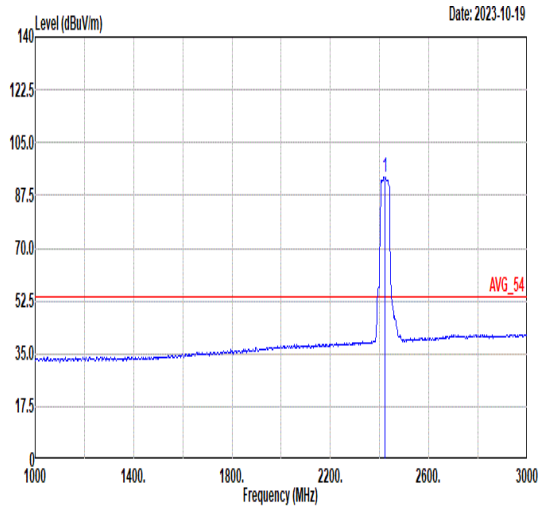 Freq Level Limit Line Margin (dB) Read Level Ant Factor Cable Loss Preamp Factor APos TPos Remark 1 2422.00 93.70 ------ ------ 85.64 32.32 7.82 32.08 357 289 AVERAGE

Mode	10	
	Band Edge - R	
	2400-2483.5_802.11n HT40_CH03_2422MHz	
ANT	2	
Pol.	Horizontal	Fundamental
Peak	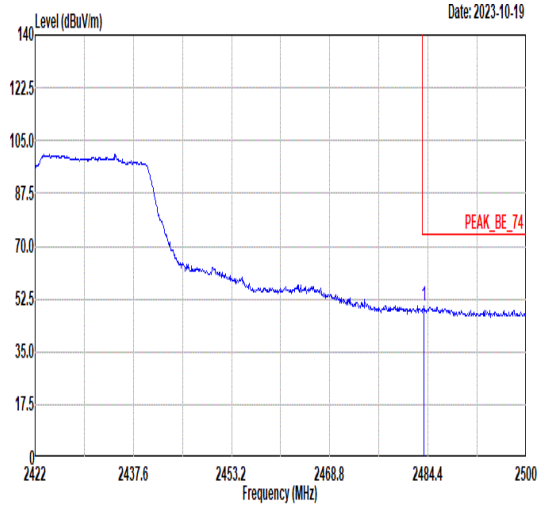 Freq Level Limit Line Margin (dB) Read Level Ant Factor Cable Loss Preamp Factor APos TPos Remark MHz dBuV/m dBuV/m dBuV dB/m dB dB cm deg 1 2483.78 49.95 74.00 -24.05 41.71 32.46 7.88 32.10 357 289 PEAK	Blank
Avg	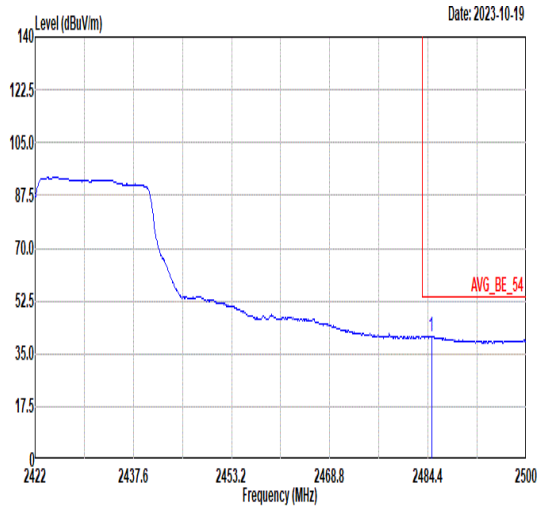 Freq Level Limit Line Margin (dB) Read Level Ant Factor Cable Loss Preamp Factor APos TPos Remark MHz dBuV/m dBuV/m dBuV dB/m dB dB cm deg 1 2484.95 40.79 54.00 -13.21 32.54 32.47 7.88 32.10 357 289 AVERAGE	Blank

Mode	10	
	Band Edge - L	
	2400-2483.5_802.11n HT40_CH03_2422MHz	
ANT	2	
Pol.	Vertical	Fundamental
Peak	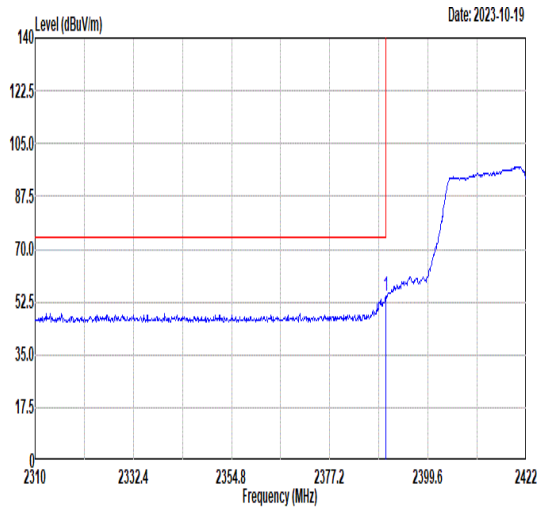 Freq Level Limit Line Margin (dB) Read Level Ant Factor Cable Loss Preamp Factor APos TPos Remark 1 2389.97 54.34 74.00 -19.66 46.40 32.26 7.76 32.08 389 229 PEAK	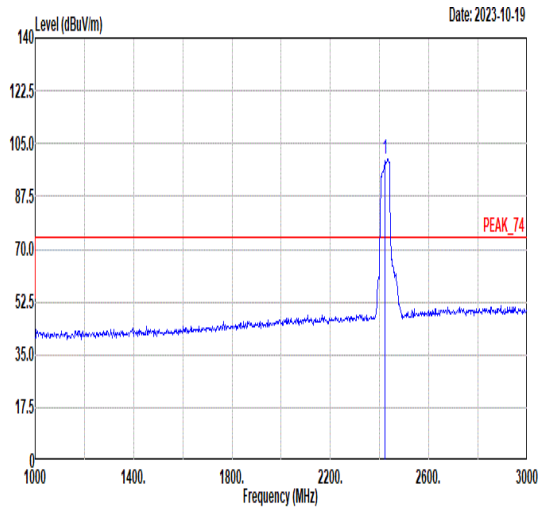 Freq Level Limit Line Margin (dB) Read Level Ant Factor Cable Loss Preamp Factor APos TPos Remark 1 2422.00 99.87 ------ ------ 91.78 32.35 7.83 32.09 389 229 PEAK
Avg	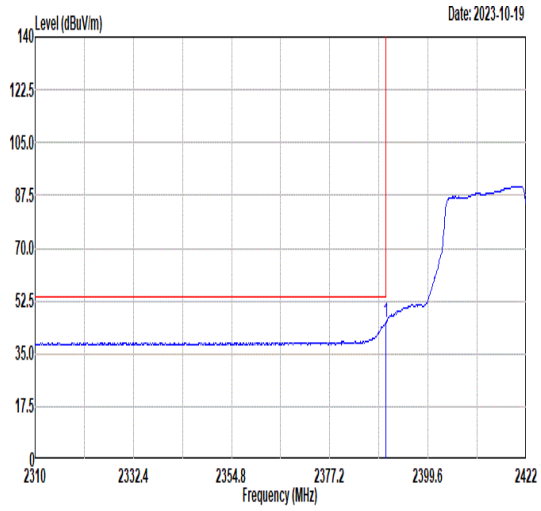 Freq Level Limit Line Margin (dB) Read Level Ant Factor Cable Loss Preamp Factor APos TPos Remark 1 2389.97 45.31 54.00 -8.69 37.37 32.26 7.76 32.08 389 229 AVERAGE	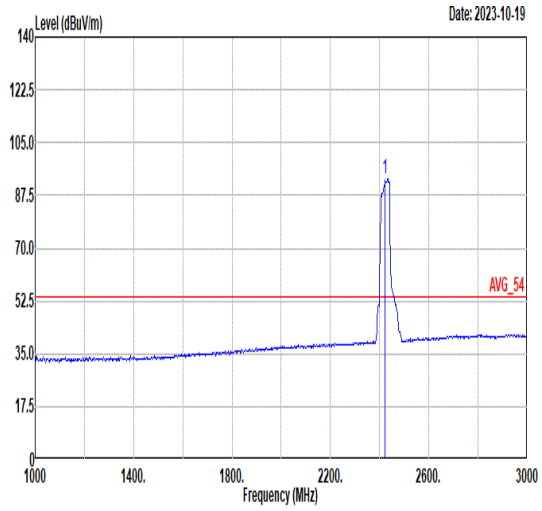 Freq Level Limit Line Margin (dB) Read Level Ant Factor Cable Loss Preamp Factor APos TPos Remark 1 2422.00 92.84 ------ ------ 84.75 32.35 7.83 32.09 389 229 AVERAGE

Mode	10	
	Band Edge - R	
	2400-2483.5_802.11n HT40_CH03_2422MHz	
ANT	2	
Pol.	Vertical	Fundamental
Peak	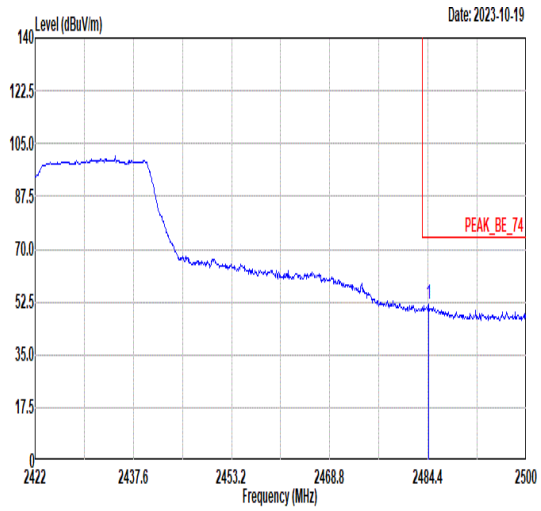 Freq Level Limit Line Margin (dB) Read Level Ant Factor Cable Loss Preamp Factor APos TPos Remark MHz dBuV/m dBuV/m dBuV dB/m dB dB cm deg 1 2484.48 52.00 74.00 -22.00 43.75 32.47 7.88 32.10 389 229 PEAK	Blank
Avg	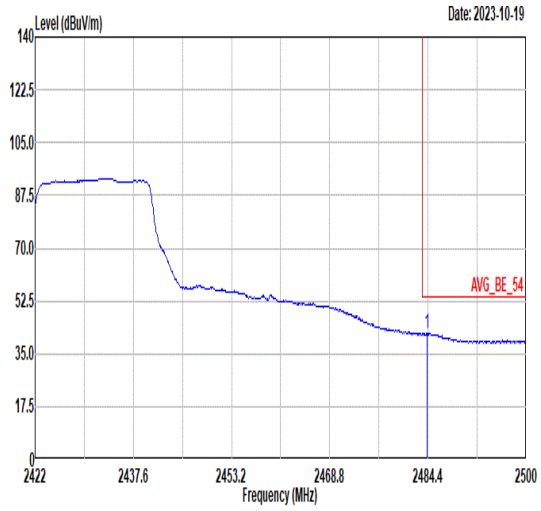 Freq Level Limit Line Margin (dB) Read Level Ant Factor Cable Loss Preamp Factor APos TPos Remark MHz dBuV/m dBuV/m dBuV dB/m dB dB cm deg 1 2484.24 41.79 54.00 -12.21 33.54 32.47 7.88 32.10 389 229 AVERAGE	Blank

Mode	10	
	Harmonic	
	2400-2483.5_802.11n HT40_CH03_2422MHz	
ANT	2	
Pol.	Horizontal	Vertical
Peak Avg	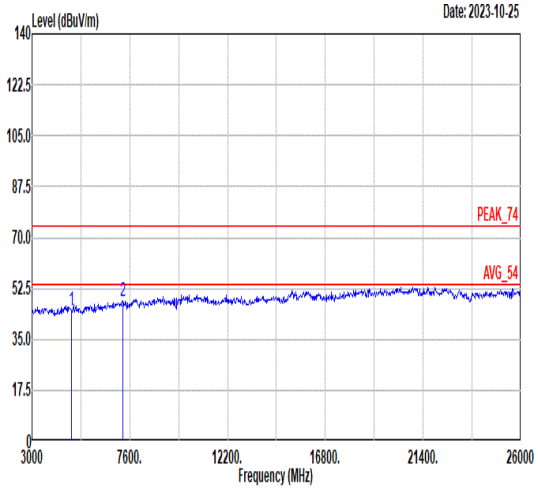 Freq Level Limit Line Margin Read Level Ant Factor Cable Loss Preamp Factor APos TPos Remark MHz dBuV/m dBuV/m dB dBuV dB/m dB dB cm deg 1 4844.00 45.06 74.00 -28.94 51.73 33.80 11.09 51.56 -- -- Peak 2 7266.00 47.91 74.00 -26.09 50.26 35.75 13.05 51.15 -- -- Peak	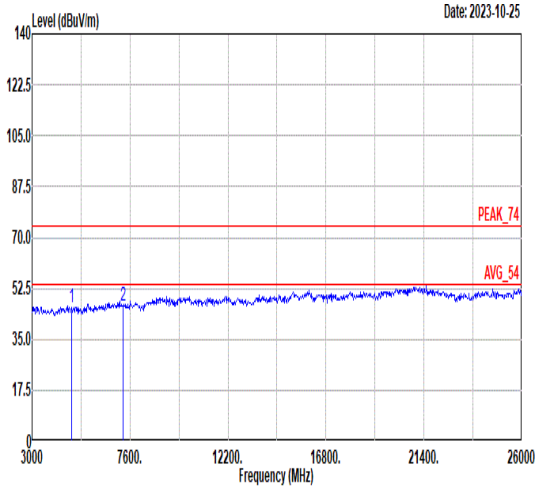 Freq Level Limit Line Margin Read Level Ant Factor Cable Loss Preamp Factor APos TPos Remark MHz dBuV/m dBuV/m dB dBuV dB/m dB dB cm deg 1 4844.00 45.81 74.00 -28.19 52.48 33.80 11.09 51.56 -- -- Peak 2 7266.00 46.44 74.00 -27.56 48.79 35.75 13.05 51.15 -- -- Peak

Mode	11	
	Band Edge - L	
	2400-2483.5_802.11n HT40_CH09_2452MHz	
ANT	2	
Pol.	Horizontal	Fundamental
Peak	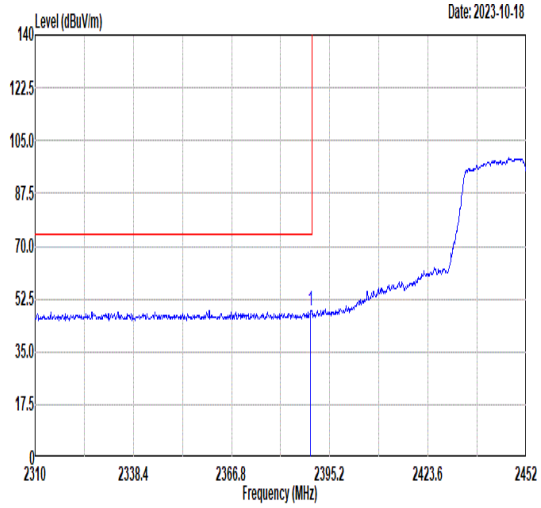 Freq Level Limit Line Margin (dB) Read Level Ant Factor Cable Loss Preamp Factor APos TPos Remark 1 2389.66 48.75 74.00 -25.25 40.81 32.26 7.76 32.08 366 281 PEAK	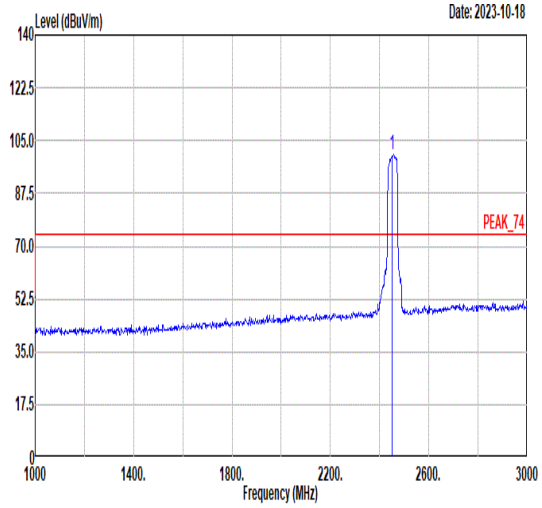 Freq Level Limit Line Margin (dB) Read Level Ant Factor Cable Loss Preamp Factor APos TPos Remark 1 2452.00 100.32 ------ ------ 92.16 32.40 7.85 32.09 366 281 PEAK
Avg	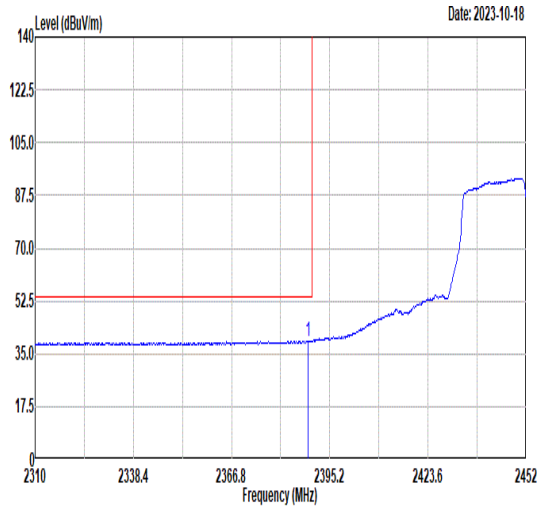 Freq Level Limit Line Margin (dB) Read Level Ant Factor Cable Loss Preamp Factor APos TPos Remark 1 2388.95 39.33 54.00 -14.67 31.39 32.26 7.76 32.08 366 281 AVERAGE	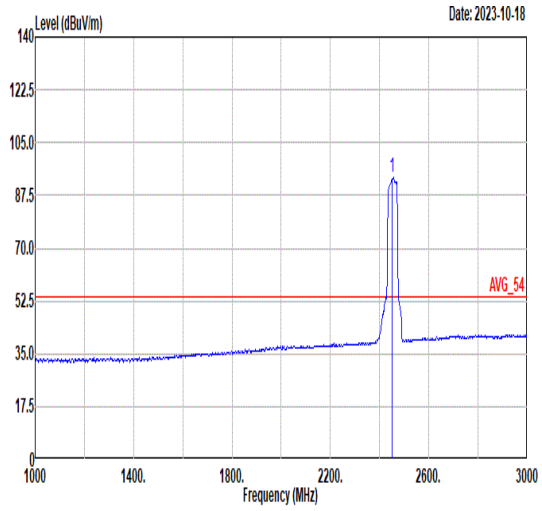 Freq Level Limit Line Margin (dB) Read Level Ant Factor Cable Loss Preamp Factor APos TPos Remark 1 2452.00 93.44 ------ ------ 85.28 32.40 7.85 32.09 366 281 AVERAGE

Mode	11	
	Band Edge - R	
	2400-2483.5_802.11n HT40_CH09_2452MHz	
ANT	2	
Pol.	Horizontal	Fundamental
Peak	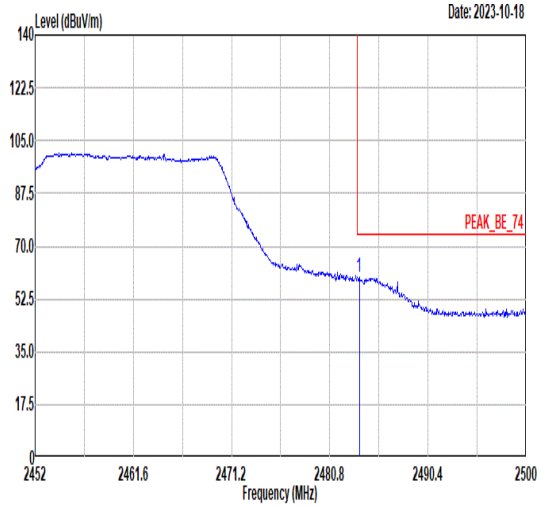 Freq Level Limit Line Margin (dB) Read Level Ant Factor Cable Loss Preamp Factor APos TPos Remark MHz dBuV/m dBuV/m dBuV dB/m dB dB cm deg 1 2483.68 59.44 74.00 -14.56 51.20 32.46 7.88 32.10 366 281 PEAK	Blank
Avg	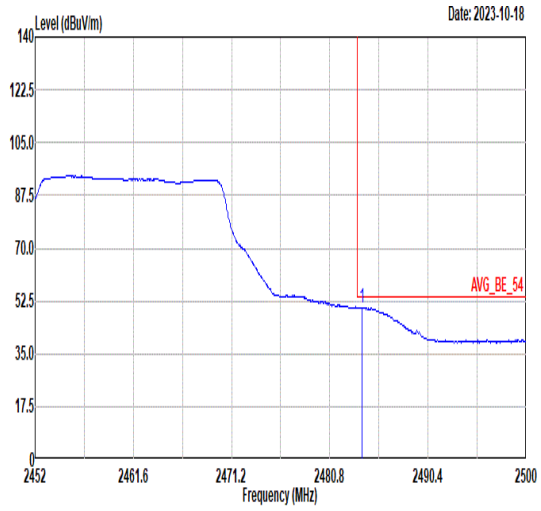 Freq Level Limit Line Margin (dB) Read Level Ant Factor Cable Loss Preamp Factor APos TPos Remark MHz dBuV/m dBuV/m dBuV dB/m dB dB cm deg 1 2483.97 50.38 54.00 -3.62 42.14 32.46 7.88 32.10 366 281 AVERAGE	Blank

Mode	11	
	Band Edge - L	
	2400-2483.5_802.11n HT40_CH09_2452MHz	
ANT	2	
Pol.	Vertical	Fundamental
Peak	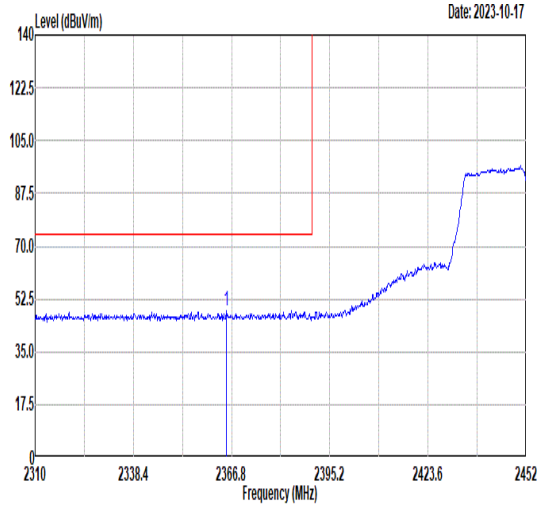 Freq Level Limit Line Margin (dB) Read Level Ant Factor Cable Loss Preamp Factor APos TPos Remark 1 2365.38 48.70 74.00 -25.30 40.88 32.20 7.69 32.07 372 246 PEAK	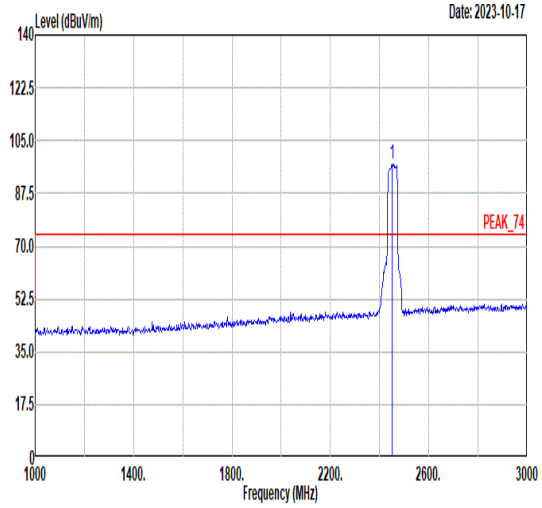 Freq Level Limit Line Margin (dB) Read Level Ant Factor Cable Loss Preamp Factor APos TPos Remark 1 2452.00 97.03 ------ ------ 88.89 32.39 7.84 32.09 372 246 PEAK
Avg	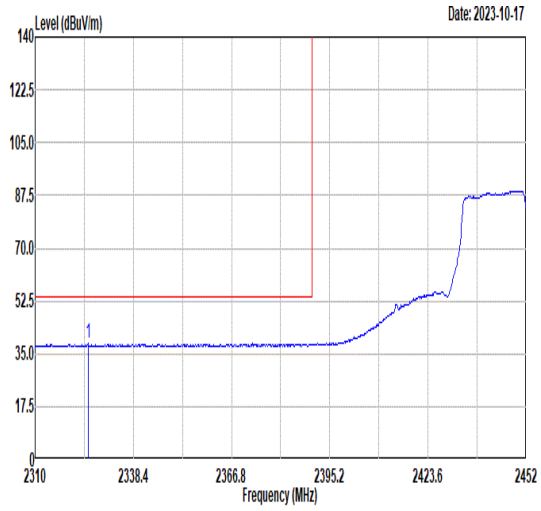 Freq Level Limit Line Margin (dB) Read Level Ant Factor Cable Loss Preamp Factor APos TPos Remark 1 2325.34 38.63 54.00 -15.37 30.99 32.12 7.58 32.06 372 246 AVERAGE	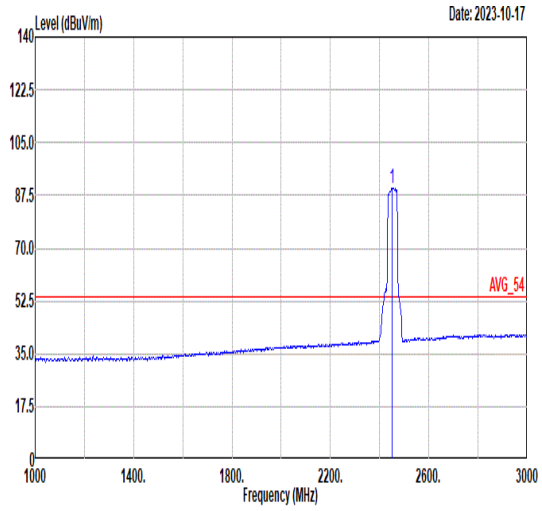 Freq Level Limit Line Margin (dB) Read Level Ant Factor Cable Loss Preamp Factor APos TPos Remark 1 2452.00 90.04 ------ ------ 81.88 32.40 7.85 32.09 372 246 AVERAGE

Mode	11	
	Band Edge - R	
	2400-2483.5_802.11n HT40_CH09_2452MHz	
ANT	2	
Pol.	Vertical	Fundamental
Peak	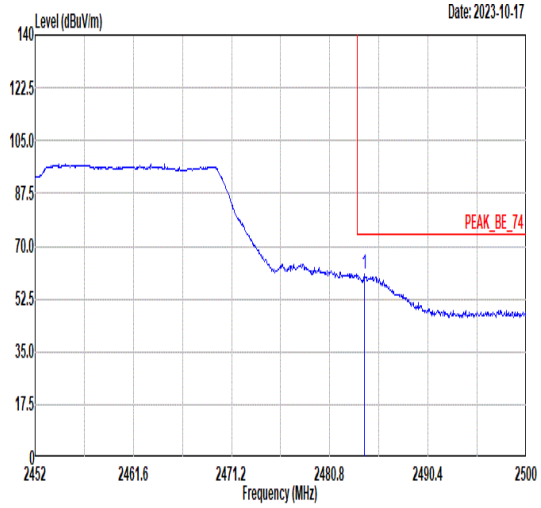 Freq Level Limit Line Margin (dB) Read Level Ant Factor Cable Loss Preamp Factor APos TPos Remark MHz dBuV/m dBuV/m dBuV dB/m dB dB cm deg 1 2484.16 60.61 74.00 -13.39 52.36 32.47 7.88 32.10 372 246 PEAK	Blank
Avg	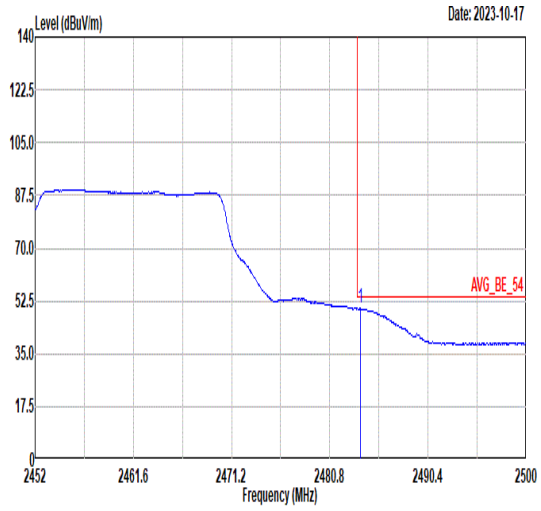 Freq Level Limit Line Margin (dB) Read Level Ant Factor Cable Loss Preamp Factor APos TPos Remark MHz dBuV/m dBuV/m dBuV dB/m dB dB cm deg 1 2483.78 49.96 54.00 -4.04 41.72 32.46 7.88 32.10 372 246 AVERAGE	Blank

Mode	11	
	Harmonic	
	2400-2483.5_802.11n HT40_CH09_2452MHz	
ANT	2	
Pol.	Horizontal	Vertical
Peak Avg	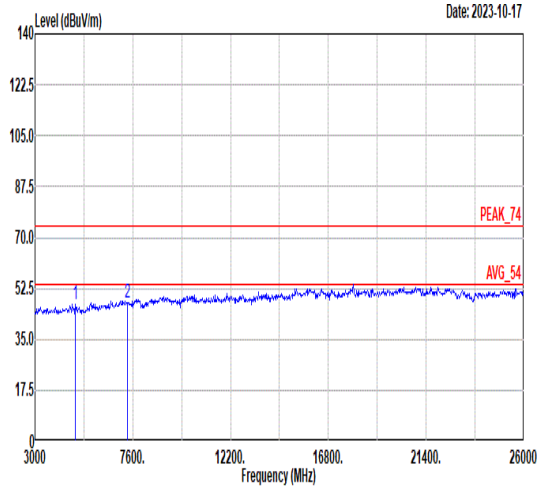 Freq Level Limit Line Margin Read Level Ant Factor Cable Loss Preamp Factor APos TPos Remark MHz dBuV/m dBuV/m dB dBuV dB/m dB dB cm deg 1 4904.00 46.77 74.00 -27.23 53.50 33.70 11.11 51.54 -- -- Peak 2 7356.00 47.35 74.00 -26.65 49.64 35.77 13.11 51.17 -- -- Peak	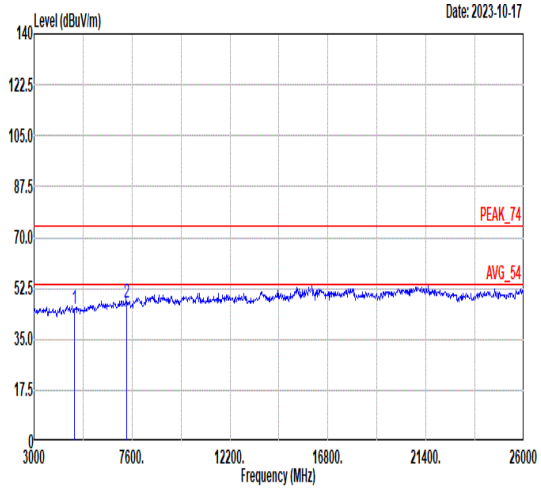 Freq Level Limit Line Margin Read Level Ant Factor Cable Loss Preamp Factor APos TPos Remark MHz dBuV/m dBuV/m dB dBuV dB/m dB dB cm deg 1 4904.00 45.50 74.00 -28.50 52.23 33.70 11.11 51.54 -- -- Peak 2 7356.00 47.66 74.00 -26.34 49.95 35.77 13.11 51.17 -- -- Peak

Mode	12	
	LF	
	2400-2483.5_802.11n HT40_CH03_2422MHz	
ANT	2	
Pol.	Horizontal	Vertical
QP/Peak	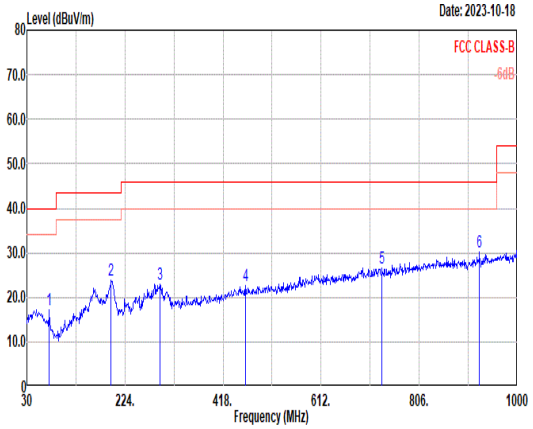 Freq Level Limit Line Margin Read Level Ant Factor Cable Loss Preamp Factor APos TPos Remark MHz dBuV/m dBuV/m dB dBuV dB/m dB dB cm deg 1 74.62 17.30 40.00 -22.70 34.07 12.86 1.73 31.36 -- -- Peak 2 196.84 23.94 43.50 -19.56 37.16 15.41 2.28 30.91 -- -- Peak 3 293.84 22.96 46.00 -23.04 31.83 19.34 2.69 30.90 -- -- Peak 4 462.62 22.74 46.00 -23.26 26.92 23.17 3.35 30.70 -- -- Peak 5 732.28 26.61 46.00 -19.39 27.73 25.65 4.13 30.90 -- -- Peak 6 925.31 30.06 46.00 -15.94 29.54 26.95 4.57 31.00 -- -- Peak	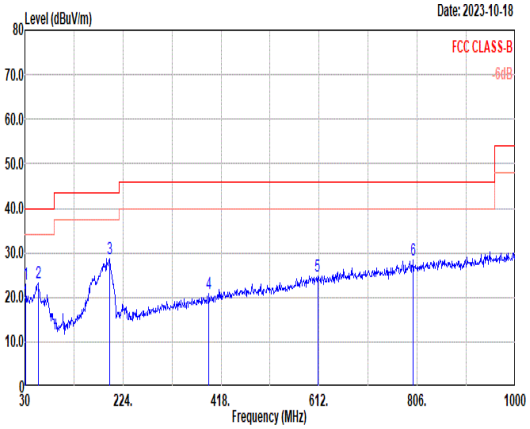 Freq Level Limit Line Margin Read Level Ant Factor Cable Loss Preamp Factor APos TPos Remark MHz dBuV/m dBuV/m dB dBuV dB/m dB dB cm deg 1 30.97 22.98 40.00 -17.02 28.35 24.62 1.21 31.20 -- -- Peak 2 56.19 23.10 40.00 -16.90 39.58 13.22 1.54 31.24 -- -- Peak 3 197.81 28.72 43.50 -14.78 41.91 15.44 2.28 30.91 -- -- Peak 4 393.75 20.80 46.00 -25.20 26.70 21.74 3.07 30.71 -- -- Peak 5 609.09 24.76 46.00 -21.24 27.02 24.95 3.77 30.98 -- -- Peak 6 798.24 28.26 46.00 -17.74 29.01 26.09 4.25 31.09 -- -- Peak

Mode	13	
	Band Edge	
	2400-2483.5_802.11n HT40_CH03_2422MHz+Band30 BW10M- Co-location	
ANT	2+0	
Pol.	Horizontal	Fundamental
Peak	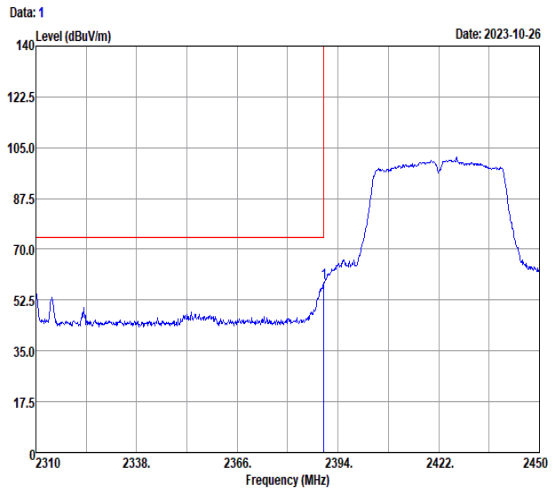 Freq Level Over Limit Limit Line ReadAntenna Level Factor Cable Loss Preamp Factor A/Pos T/Pos Remark MHz dBuV/m dB dBuV/m dBuV dB/m dB dB cm deg 1 2390.000 58.50 -15.50 74.00 50.52 32.26 7.80 32.08 352 272 Peak	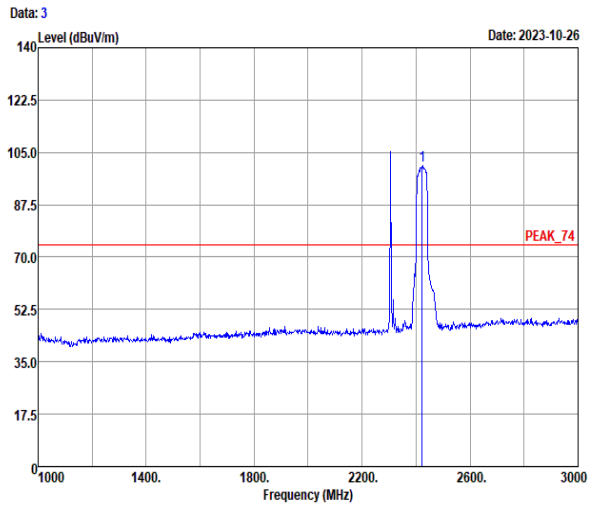 Freq Level Over Limit Limit Line ReadAntenna Level Factor Cable Loss Preamp Factor A/Pos T/Pos Remark MHz dBuV/m dB dBuV/m dBuV dB/m dB dB cm deg 1 2422.000 100.47 26.47 74.00 92.42 32.33 7.80 32.08 352 272 Peak
Avg	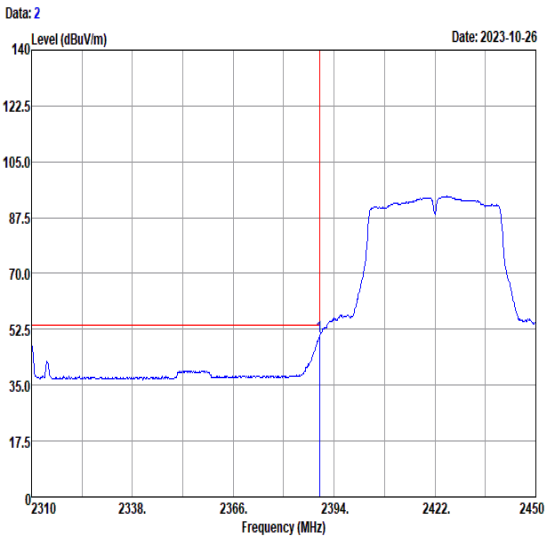 Freq Level Over Limit Limit Line ReadAntenna Level Factor Cable Loss Preamp Factor A/Pos T/Pos Remark MHz dBuV/m dB dBuV/m dBuV dB/m dB dB cm deg 1 2389.940 50.43 -3.57 54.00 42.45 32.26 7.80 32.08 352 272 Average	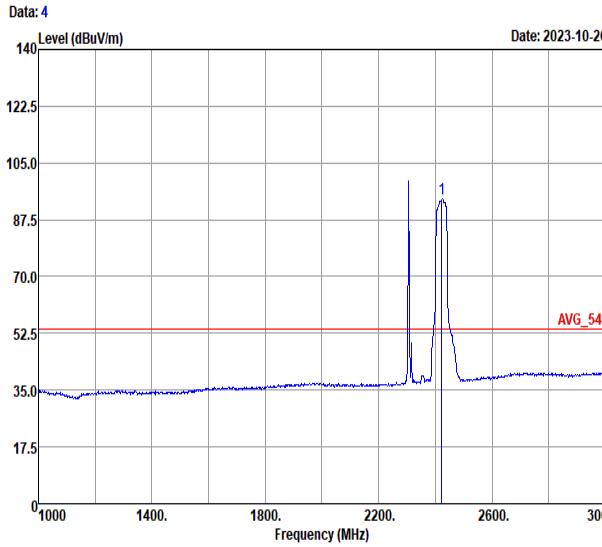 Freq Level Over Limit Limit Line ReadAntenna Level Factor Cable Loss Preamp Factor A/Pos T/Pos Remark MHz dBuV/m dB dBuV/m dBuV dB/m dB dB cm deg 1 2422.000 94.03 40.03 54.00 85.98 32.33 7.80 32.08 352 272 Peak

Mode	3	
	Band Edge	
	2400-2483.5_802.11n HT40_CH03_2422MHz+Band30 BW10M- Co-location	
ANT	2+0	
Pol.	Horizontal	Fundamental
Peak	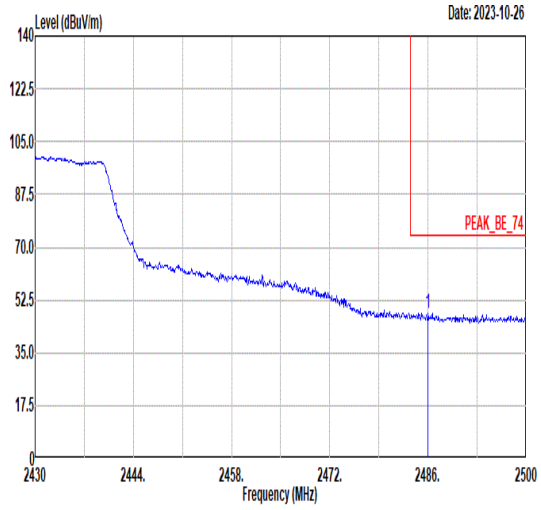 Freq Level Limit Line Margin Read Level Ant Factor Cable Loss Preamp Factor APos TPos Remark MHz dBuV/m dBuV/m dB dBuV dB/m dB dB cm deg 1 2486.00 47.99 74.00 -26.01 40.07 32.14 7.88 32.10 352 272 Peak	Blank
Avg	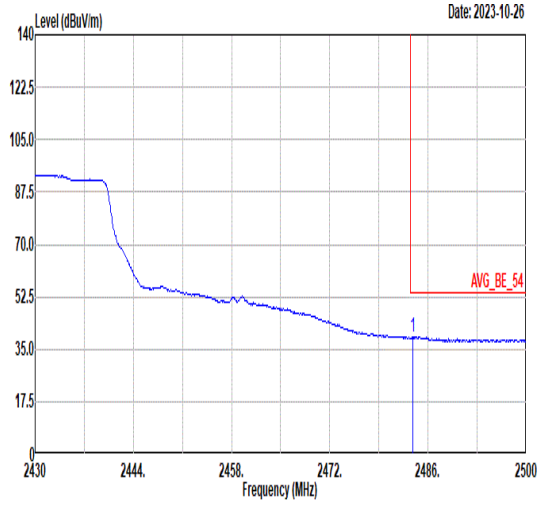 Freq Level Limit Line Margin Read Level Ant Factor Cable Loss Preamp Factor APos TPos Remark MHz dBuV/m dBuV/m dB dBuV dB/m dB dB cm deg 1 2483.83 39.12 54.00 -14.88 31.19 32.15 7.88 32.10 352 272 Average	Blank

Mode	3	
	Band Edge	
	2400-2483.5_802.11n HT40_CH03_2422MHz+Band30 BW10M- Co-location	
ANT	2+0	
Pol.	Vertical	Fundamental
Peak	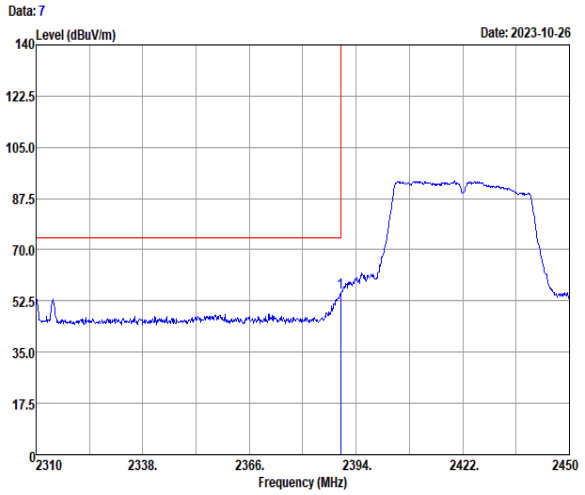 Freq Level Over Limit Limit Line ReadLevel Antenna Factor Cable Loss Preamp Factor A/Pos T/Pos Remark MHz dBuV/m dB dBuV/m dBuV dB/m dB dB cm deg 1 2389.940 55.25 -18.75 74.00 47.27 32.26 7.80 32.08 363 232 Peak	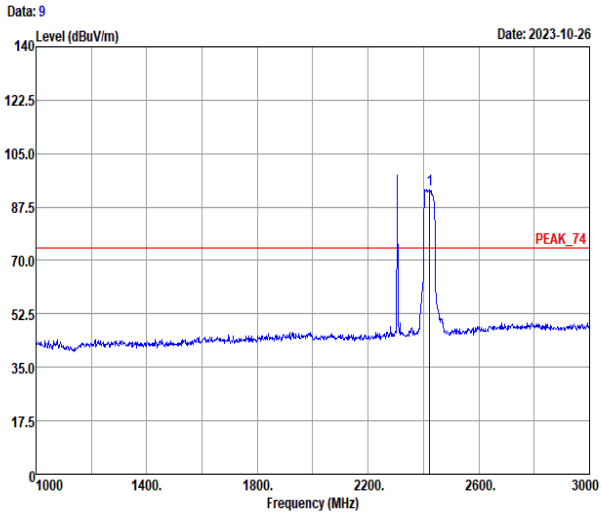 Freq Level Over Limit Limit Line ReadLevel Antenna Factor Cable Loss Preamp Factor A/Pos T/Pos Remark MHz dBuV/m dB dBuV/m dBuV dB/m dB dB cm deg 1 2422.000 93.19 19.19 74.00 85.14 32.33 7.80 32.08 363 232 Peak

Avg

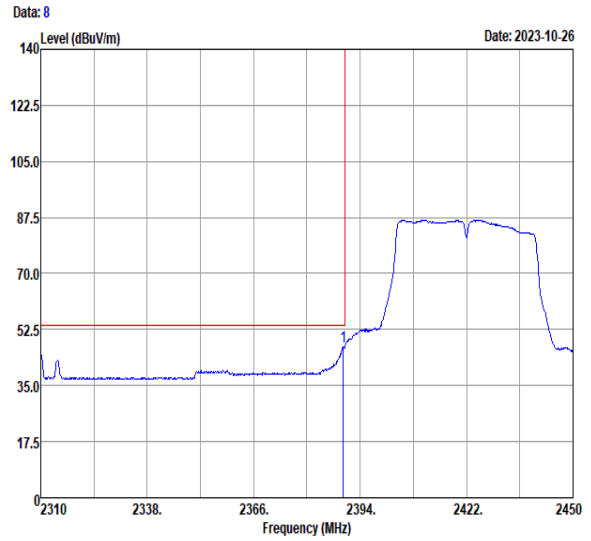

	Freq	Level	Over Limit	Limit Line	ReadAntenna Level	Antenna Factor	Cable Loss	Preamp Factor	A/Pos	T/Pos	Remark
	MHz	dBuV/m	dB	dBuV/m	dBuV	dB/m	dB	dB	cm	deg	
1	2389.520	47.17	-6.83	54.00	39.18	32.26	7.80	32.07	363	232	Average

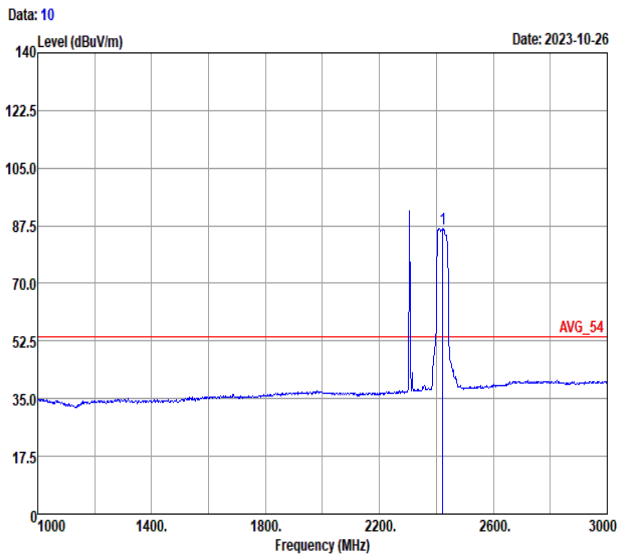

	Freq	Level	Over Limit	Limit Line	ReadAntenna Level	Antenna Factor	Cable Loss	Preamp Factor	A/Pos	T/Pos	Remark
	MHz	dBuV/m	dB	dBuV/m	dBuV	dB/m	dB	dB	cm	deg	
1	2422.000	86.55	32.55	54.00	78.50	32.33	7.80	32.08	363	232	Peak

Mode	13	
	Band Edge	
	2400-2483.5_802.11n HT40_CH03_2422MHz+Band30 BW10M- Co-location	
ANT	2+0	
Pol.	Vertical	Fundamental
Peak	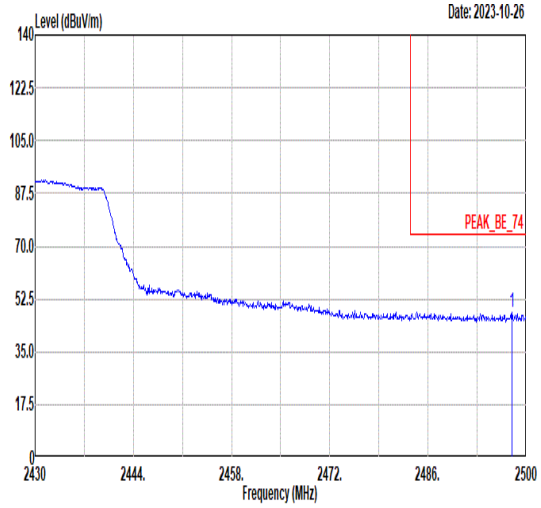 Freq Level Limit Line Margin Read Level Ant Factor Cable Loss Preamp Factor APos TPos Remark MHz dBuV/m dBuV/m dB dBuV dB/m dB dB cm deg 1 2497.97 48.11 74.00 -25.89 40.21 32.11 7.89 32.10 363 232 Peak	Blank
Avg	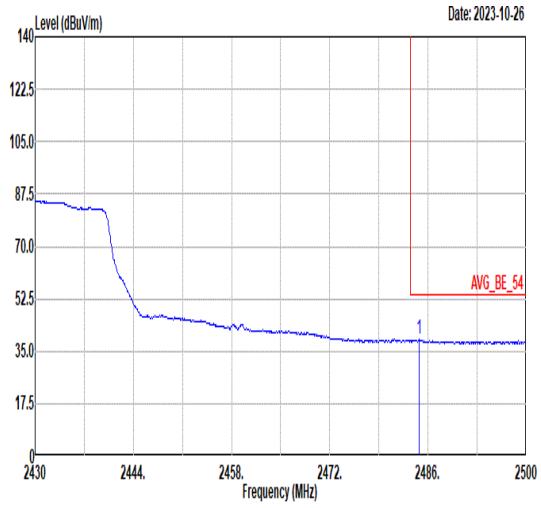 Freq Level Limit Line Margin Read Level Ant Factor Cable Loss Preamp Factor APos TPos Remark MHz dBuV/m dBuV/m dB dBuV dB/m dB dB cm deg 1 2484.74 38.86 54.00 -15.14 30.94 32.14 7.88 32.10 363 232 Average	Blank

Mode	13	
	Harmonic	
	2400-2483.5_802.11n HT40_CH03_2422MHz+Band30 BW10M- Co-location	
ANT	2+0	
Pol.	Horizontal	Vertical
Peak Avg	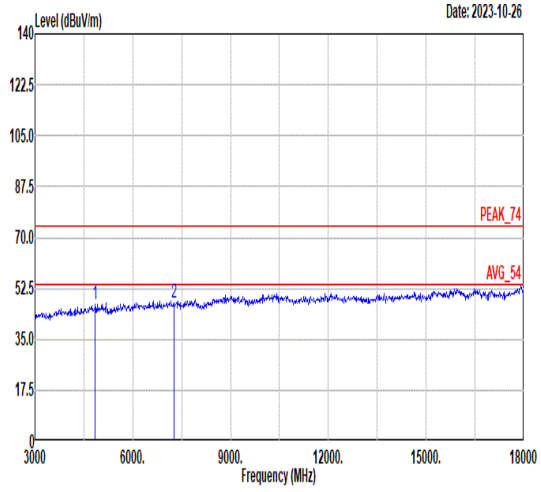 Freq Level Limit Line Margin Read Level Ant Factor Cable Loss Preamp Factor APos TPos Remark MHz dBuV/m dBuV/m dB dBuV dB/m dB dB cm deg 1 4844.00 47.09 74.00 -26.91 53.76 33.80 11.09 51.56 -- -- Peak 2 7266.00 47.44 74.00 -26.56 49.79 35.75 13.05 51.15 -- -- Peak	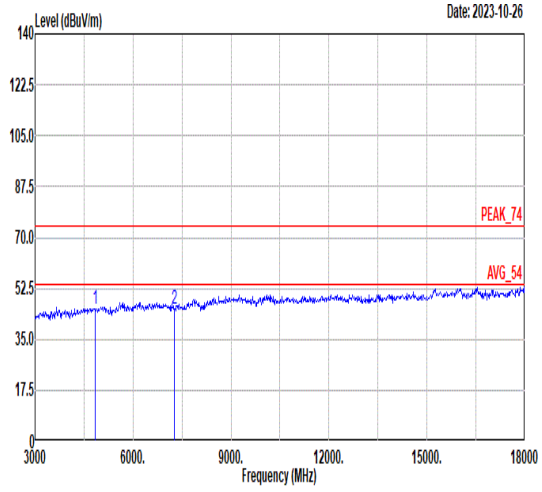 Freq Level Limit Line Margin Read Level Ant Factor Cable Loss Preamp Factor APos TPos Remark MHz dBuV/m dBuV/m dB dBuV dB/m dB dB cm deg 1 4844.00 45.34 74.00 -28.66 52.01 33.80 11.09 51.56 -- -- Peak 2 7266.00 45.47 74.00 -28.53 47.82 35.75 13.05 51.15 -- -- Peak

<WLAN 5G>

Radiated Spurious Emission Test Modes

Mode	Band	Band (GHz)	Antenna	Modulation	Channel	Frequency	Data Rate	Remark
Mode 1	U-NII-1	5.15-5.25	3	802.11a	36	5180	6Mbps	-
Mode 2	U-NII-1	5.15-5.25	3	802.11a	44	5220	6Mbps	-
Mode 3	U-NII-1	5.15-5.25	3	802.11a	48	5240	6Mbps	-
Mode 4	U-NII-2A	5.25-5.35	3	802.11a	52	5260	6Mbps	-
Mode 5	U-NII-2A	5.25-5.35	3	802.11a	60	5300	6Mbps	-
Mode 6	U-NII-2A	5.25-5.35	3	802.11a	64	5320	6Mbps	-
Mode 7	U-NII-2C	5.47-5.725	3	802.11a	100	5500	6Mbps	-
Mode 8	U-NII-2C	5.47-5.725	3	802.11a	116	5580	6Mbps	-
Mode 9	U-NII-2C	5.47-5.725	3	802.11a	140	5700	6Mbps	-
Mode 10	U-NII-1	5.15-5.25	3	802.11ac VHT20	36	5180	MCS0	-
Mode 11	U-NII-1	5.15-5.25	3	802.11ac VHT20	44	5220	MCS0	-
Mode 12	U-NII-1	5.15-5.25	3	802.11ac VHT20	48	5240	MCS0	-
Mode 13	U-NII-2A	5.25-5.35	3	802.11ac VHT20	52	5260	MCS0	-
Mode 14	U-NII-2A	5.25-5.35	3	802.11ac VHT20	60	5300	MCS0	-
Mode 15	U-NII-2A	5.25-5.35	3	802.11ac VHT20	64	5320	MCS0	-
Mode 16	U-NII-2C	5.47-5.725	3	802.11ac VHT20	100	5500	MCS0	-
Mode 17	U-NII-2C	5.47-5.725	3	802.11ac VHT20	116	5580	MCS0	-
Mode 18	U-NII-2C	5.47-5.725	3	802.11ac VHT20	140	5700	MCS0	-
Mode 19	U-NII-1	5.15-5.25	3	802.11ac VHT40	38	5190	MCS0	-
Mode 20	U-NII-1	5.15-5.25	3	802.11ac VHT40	46	5230	MCS0	-
Mode 21	U-NII-2A	5.25-5.35	3	802.11ac VHT40	54	5270	MCS0	-
Mode 22	U-NII-2A	5.25-5.35	3	802.11ac VHT40	62	5310	MCS0	-
Mode 23	U-NII-2C	5.47-5.725	3	802.11ac VHT40	102	5510	MCS0	-
Mode 24	U-NII-2C	5.47-5.725	3	802.11ac VHT40	134	5670	MCS0	-
Mode 25	U-NII-1	5.15-5.25	3	802.11ac VHT80	42	5210	MCS0	-
Mode 26	U-NII-2A	5.25-5.35	3	802.11ac VHT80	58	5290	MCS0	-
Mode 27	U-NII-2C	5.47-5.725	3	802.11ac VHT80	106	5530	MCS0	-
Mode 28	U-NII-2C	5.47-5.725	3	802.11ac VHT80	122	5610	MCS0	-
Mode 29	U-NII-3	5.725-5.85	3	802.11a	149	5745	6Mbps	-
Mode 30	U-NII-3	5.725-5.85	3	802.11a	157	5785	6Mbps	-
Mode 31	U-NII-3	5.725-5.85	3	802.11a	165	5825	6Mbps	-
Mode 32	U-NII-3	5.725-5.85	3	802.11ac VHT20	149	5745	MCS0	-
Mode 33	U-NII-3	5.725-5.85	3	802.11ac VHT20	157	5785	MCS0	-

Mode	Band	Band (GHz)	Antenna	Modulation	Channel	Frequency	Data Rate	Remark
Mode 34	U-NII-3	5.725-5.85	3	802.11ac VHT20	165	5825	MCS0	-
Mode 35	U-NII-3	5.725-5.85	3	802.11ac VHT40	151	5755	MCS0	-
Mode 36	U-NII-3	5.725-5.85	3	802.11ac VHT40	159	5795	MCS0	-
Mode 37	U-NII-3	5.725-5.85	3	802.11ac VHT80	155	5775	MCS0	-
Mode 38	Straddle channels	5.47-5.725	3	802.11a	144	5720	6Mbps	-
Mode 39	Straddle channels	5.47-5.725	3	802.11ac VHT20	144	5720	MCS0	-
Mode 40	Straddle channels	5.47-5.725	3	802.11ac VHT40	142	5710	MCS0	-
Mode 41	Straddle channels	5.47-5.725	3	802.11ac VHT80	138	5690	MCS0	-
Mode 42	U-NII-2C	5.47-5.725	3	802.11ac VHT20	140	5700	MCS0	LF
Mode 43	U-NII-3	5.47-5.85	3	802.11a	149	5745	6Mbps	LF
Mode 44	Co-location	5.47-5.725	3	802.11ac VHT20	140	5700	MCS0	-
Mode 44		BT normal Link	2	-	-	-	-	-
		WWAN	0	Band30 BW10	-	-	-	-

Summary of each worse mode

Mode	Modulation	Ch.	Freq. (MHz)	Level (dBuV/m)	Limit (dBuV/m)	Margin (dB)	Pol.	Peak Avg.	Result	Remark
1	802.11a	36	-	-	-	-	-	-	-	Band Edge
1	802.11a	36	10360.00	60.76	68.30	-7.54	H	Peak	Pass	Harmonic
2	802.11a	44	-	-	-	-	-	-	-	Band Edge
2	802.11a	44	10440.00	61.93	68.30	-6.37	H	Peak	Pass	Harmonic
3	802.11a	48	-	-	-	-	-	-	-	Band Edge
3	802.11a	48	10480.00	60.90	68.30	-7.40	H	Peak	Pass	Harmonic
4	802.11a	52	-	-	-	-	-	-	-	Band Edge
4	802.11a	52	10560.00	61.27	68.30	-7.03	H	Peak	Pass	Harmonic
5	802.11a	60	-	-	-	-	-	-	-	Band Edge
5	802.11a	60	10600.00	50.58	54.00	-3.42	H	Average	Pass	Harmonic
6	802.11a	64	-	-	-	-	-	-	-	Band Edge
6	802.11a	64	10640.00	50.69	54.00	-3.31	H	Average	Pass	Harmonic
7	802.11a	100	-	-	-	-	-	-	-	Band Edge
7	802.11a	100	11000.00	50.90	54.00	-3.10	H	Average	Pass	Harmonic
8	802.11a	116	-	-	-	-	-	-	-	Band Edge
8	802.11a	116	11160.00	50.73	54.00	-3.27	H	Average	Pass	Harmonic
9	802.11a	140	-	-	-	-	-	-	-	Band Edge
9	802.11a	140	11400.00	50.20	54.00	-3.80	H	Average	Pass	Harmonic
10	802.11ac VHT20	36	5149.74	49.09	54.00	-4.91	H	Average	Pass	Band Edge
10	802.11ac VHT20	36	10360.00	60.92	68.30	-7.38	H	Peak	Pass	Harmonic
11	802.11ac VHT20	44	-	-	-	-	-	-	-	Band Edge
11	802.11ac VHT20	44	10440.00	62.13	68.30	-6.17	H	Peak	Pass	Harmonic
12	802.11ac VHT20	48	-	-	-	-	-	-	-	Band Edge
12	802.11ac VHT20	48	10480.00	61.49	68.30	-6.81	H	Peak	Pass	Harmonic
13	802.11ac VHT20	52	-	-	-	-	-	-	-	Band Edge
13	802.11ac VHT20	52	10520.00	63.38	68.30	-4.92	H	Peak	Pass	Harmonic
14	802.11ac VHT20	60	-	-	-	-	-	-	-	Band Edge
14	802.11ac VHT20	60	10600.00	49.89	54.00	-4.11	H	Average	Pass	Harmonic
15	802.11ac VHT20	64	5350.59	43.59	54.00	-10.41	V	Average	Pass	Band Edge
15	802.11ac VHT20	64	10640.00	50.56	54.00	-3.44	H	Average	Pass	Harmonic
16	802.11ac VHT20	100	5455.84	42.39	54.00	-11.61	V	Average	Pass	Band Edge
16	802.11ac VHT20	100	11000.00	50.61	54.00	-3.39	H	Average	Pass	Harmonic
17	802.11ac VHT20	116	-	-	-	-	-	-	-	Band Edge

Mode	Modulation	Ch.	Freq. (MHz)	Level (dBuV/m)	Limit (dBuV/m)	Margin (dB)	Pol.	Peak Avg.	Result	Remark
17	802.11ac VHT20	116	11160.00	50.31	54.00	-3.69	H	Average	Pass	Harmonic
18	802.11ac VHT20	140	5725.32	59.24	68.30	-9.06	V	Peak	Pass	Band Edge
18	802.11ac VHT20	140	11400.00	50.96	54.00	-3.04	H	Average	Pass	Harmonic
19	802.11ac VHT40	38	5149.83	50.24	54.00	-3.76	V	Average	Pass	Band Edge
19	802.11ac VHT40	38	-	-	-	-	-	-	-	Harmonic
20	802.11ac VHT40	46	5111.90	43.22	54.00	-10.78	H	Average	Pass	Band Edge
20	802.11ac VHT40	46	-	-	-	-	-	-	-	Harmonic
21	802.11ac VHT40	54	5049.55	43.39	54.00	-10.61	H	Average	Pass	Band Edge
21	802.11ac VHT40	54	-	-	-	-	-	-	-	Harmonic
22	802.11ac VHT40	62	5350.59	45.29	54.00	-8.71	V	Average	Pass	Band Edge
22	802.11ac VHT40	62	-	-	-	-	-	-	-	Harmonic
23	802.11ac VHT40	102	5459.84	44.61	54.00	-9.39	H	Average	Pass	Band Edge
23	802.11ac VHT40	102	-	-	-	-	-	-	-	Harmonic
24	802.11ac VHT40	134	5458.35	42.39	54.00	-11.61	H	Average	Pass	Band Edge
24	802.11ac VHT40	134	-	-	-	-	-	-	-	Harmonic
25	802.11ac VHT80	42	5147.55	50.25	54.00	-3.75	V	Average	Pass	Band Edge
25	802.11ac VHT80	42	-	-	-	-	-	-	-	Harmonic
26	802.11ac VHT80	58	5361.50	49.06	54.00	-4.94	V	Average	Pass	Band Edge
26	802.11ac VHT80	58	-	-	-	-	-	-	-	Harmonic
27	802.11ac VHT80	106	5458.61	50.31	54.00	-3.69	H	Average	Pass	Band Edge
27	802.11ac VHT80	106								Harmonic
28	802.11ac VHT80	122	5457.28	42.44	54.00	-11.56	H	Average	Pass	Band Edge
28	802.11ac VHT80	122	-	-	-	-	-	-	-	Harmonic
29	802.11a	149	-	-	-	-	-	-	-	Band Edge
29	802.11a	149	11490.00	50.79	54.00	-3.21	V	Average	Pass	Harmonic
30	802.11a	157	-	-	-	-	-	-	-	Band Edge
30	802.11a	157	11570.00	50.37	54.00	-3.63	H	Average	Pass	Harmonic
31	802.11a	165	-	-	-	-	-	-	-	Band Edge
31	802.11a	165	11650.00	48.30	54.00	-5.70	H	Average	Pass	Harmonic

Mode	Modulation	Ch.	Freq. (MHz)	Level (dBuV/m)	Limit (dBuV/m)	Margin (dB)	Pol.	Peak Avg.	Result	Remark
32	802.11ac VHT20	149	5625.32	53.79	68.30	-14.51	H	Peak	Pass	Band Edge
32	802.11ac VHT20	149	11490.00	49.87	54.00	-4.13	V	Average	Pass	Harmonic
33	802.11ac VHT20	157	-	-	-	-	-	-	-	Band Edge
33	802.11ac VHT20	157	11570.00	50.55	54.00	-3.45	H	Average	Pass	Harmonic
34	802.11ac VHT20	165	5924.83	53.13	68.33	-15.20	H	Peak	Pass	Band Edge
34	802.11ac VHT20	165	11650.00	49.46	54.00	-4.54	H	Average	Pass	Harmonic
35	802.11ac VHT40	151	5651.40	54.71	69.34	-14.63	V	Peak	Pass	Band Edge
35	802.11ac VHT40	151	-	-	-	-	-	-	-	Harmonic
36	802.11ac VHT40	159	5947.91	53.54	68.30	-14.76	H	Peak	Pass	Band Edge
36	802.11ac VHT40	159	-	-	-	-	-	-	-	Harmonic
37	802.11ac VHT80	155	5639.99	53.27	68.30	-15.03	H	Peak	Pass	Band Edge
37	802.11ac VHT80	155	-	-	-	-	-	-	-	Harmonic
38	802.11a	144	-	-	-	-	-	-	-	Band Edge
38	802.11a	144	11440.00	50.87	54.00	-3.13	V	Average	Pass	Harmonic
39	802.11ac VHT20	144	5458.90	41.75	54.00	-12.25	V	Peak	Pass	Band Edge
39	802.11ac VHT20	144	11440.00	50.39	54.00	-3.61	V	Average	Pass	Harmonic
40	802.11ac VHT40	142	5418.75	42.17	54.00	-11.83	V	Peak	Pass	Band Edge
40	802.11ac VHT40	142	-	-	-	-	-	-	-	Harmonic
41	802.11ac VHT80	138	5453.40	42.36	54.00	-11.64	V	Peak	Pass	Band Edge
41	802.11ac VHT80	138	-	-	-	-	-	-	-	Harmonic
42	802.11ac VHT20	140	194.90	27.82	43.50	-15.68	V	Peak	Pass	LF
43	802.11a	149	30.00	23.58	40.00	-16.42	V	Peak	Pass	LF
44	Co-location	140	5725.08	58.20	68.30	-10.10	V	Peak	Pass	Band Edge
		140	11400.00	50.92	54.00	-3.08	H	Average	Pass	Harmonic

Mode	1	
	Harmonic	
	U-NII-1_5.15-5.25_802.11a_CH36_5180MHz	
ANT	3	
Pol.	Horizontal	Vertical
Peak Avg	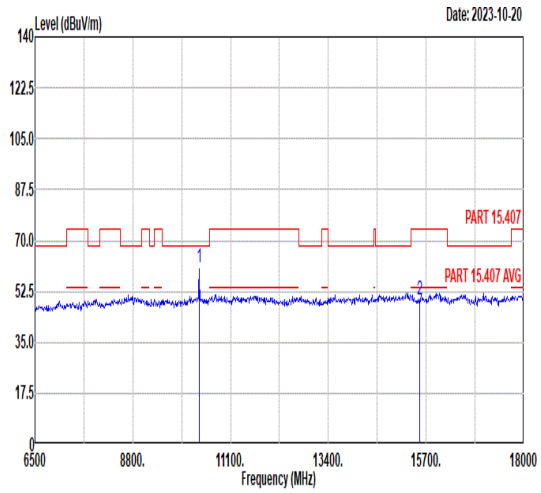 Freq Level Limit Line Margin Read Level Ant Factor Cable Loss Preamp Factor APos TPos Remark MHz dBuV/m dBuV/m dB dBuV dB/m dB dB cm deg 1 10360.00 60.76 68.30 -7.54 59.99 37.39 14.15 50.77 264 22 Peak 2 15540.00 49.44 74.00 -24.56 43.93 40.09 16.85 51.43 -- -- Peak	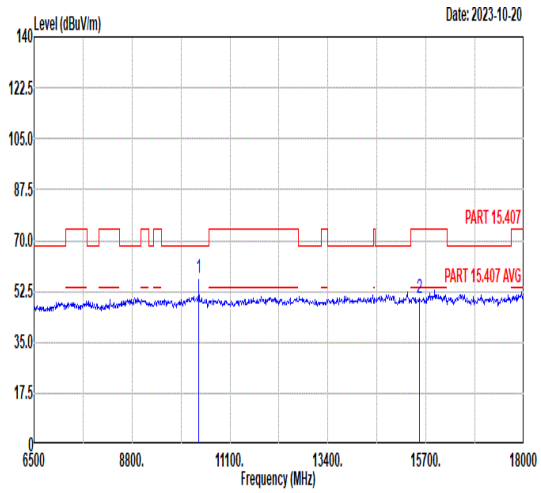 Freq Level Limit Line Margin Read Level Ant Factor Cable Loss Preamp Factor APos TPos Remark MHz dBuV/m dBuV/m dB dBuV dB/m dB dB cm deg 1 10360.00 56.85 68.30 -11.45 56.08 37.39 14.15 50.77 381 309 Peak 2 15540.00 50.28 74.00 -23.72 44.77 40.09 16.85 51.43 -- -- Peak

Mode	2	
	Harmonic	
	U-NII-1_5.15-5.25_802.11a_CH44_5220MHz	
ANT	3	
Pol.	Horizontal	Vertical
Peak Avg	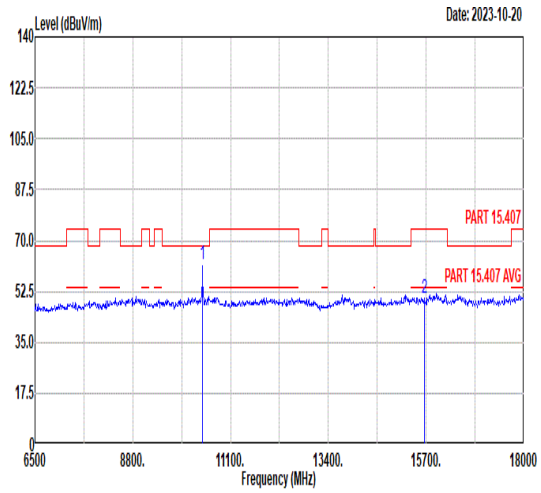 Freq Level Limit Line Margin Read Level Ant Factor Cable Loss Preamp Factor APos TPos Remark MHz dBuV/m dBuV/m dB dBuV dB/m dB dB cm deg 1 10440.00 61.93 68.30 -6.37 61.07 37.45 14.20 50.79 263 22 Peak 2 15660.00 50.23 74.00 -23.77 44.62 40.20 16.94 51.53 -- -- Peak	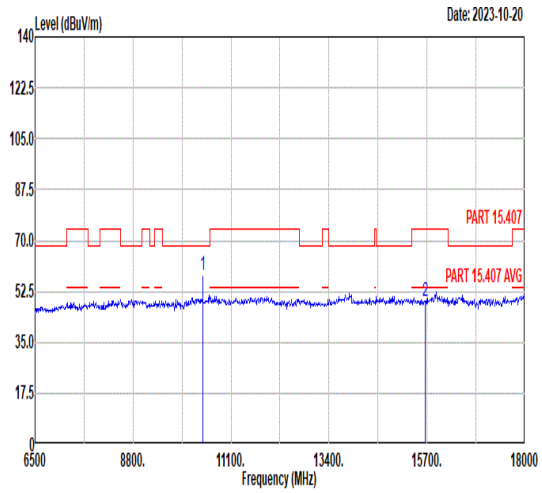 Freq Level Limit Line Margin Read Level Ant Factor Cable Loss Preamp Factor APos TPos Remark MHz dBuV/m dBuV/m dB dBuV dB/m dB dB cm deg 1 10440.00 58.23 68.30 -10.07 57.37 37.45 14.20 50.79 376 315 Peak 2 15660.00 49.15 74.00 -24.85 43.54 40.20 16.94 51.53 -- -- Peak

Mode	3	
	Harmonic	
	U-NII-1_5.15-5.25_802.11a_CH48_5240MHz	
ANT	3	
Pol.	Horizontal	Vertical
Peak Avg	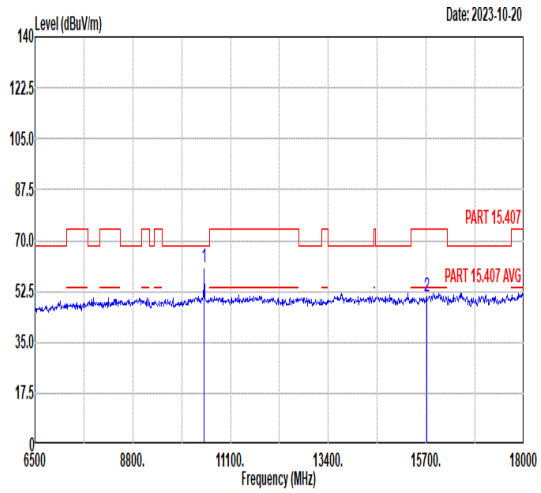 Freq Level Limit Line Margin Read Level Ant Factor Cable Loss Preamp Factor APos TPos Remark MHz dBuV/m dBuV/m dB dBuV dB/m dB dB cm deg 1 10480.00 60.90 68.30 -7.40 59.99 37.48 14.23 50.80 260 21 Peak 2 15720.00 50.60 74.00 -23.40 44.94 40.25 16.99 51.58 -- -- Peak	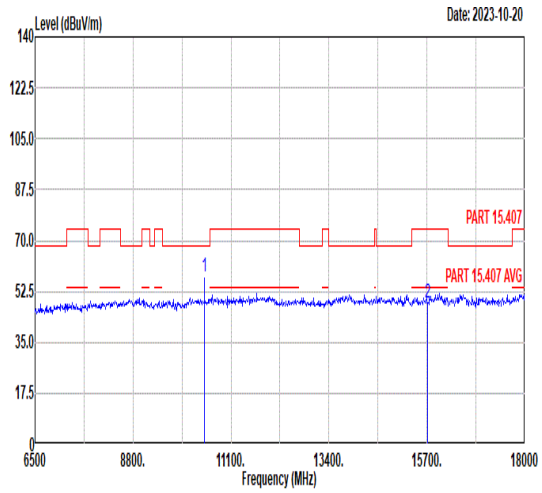 Freq Level Limit Line Margin Read Level Ant Factor Cable Loss Preamp Factor APos TPos Remark MHz dBuV/m dBuV/m dB dBuV dB/m dB dB cm deg 1 10480.00 57.41 68.30 -10.89 56.50 37.48 14.23 50.80 381 311 Peak 2 15720.00 48.76 74.00 -25.24 43.10 40.25 16.99 51.58 -- -- Peak

Mode	4	
	Harmonic	
	U-NII-2A_5.25-5.35_802.11a_CH52_5260MHz	
ANT	3	
Pol.	Horizontal	Vertical
Peak Avg	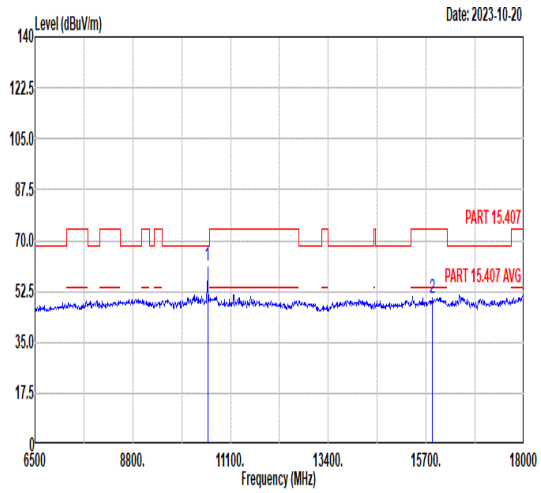 Freq Level Limit Line Margin Read Level Ant Factor Cable Loss Preamp Factor APos TPos Remark MHz dBuV/m dBuV/m dB dBuV dB/m dB dB cm deg 1 10560.00 61.27 68.30 -7.03 60.27 37.53 14.27 50.80 262 25 Peak 2 15840.00 50.37 74.00 -23.63 44.60 40.36 17.09 51.68 -- -- Peak	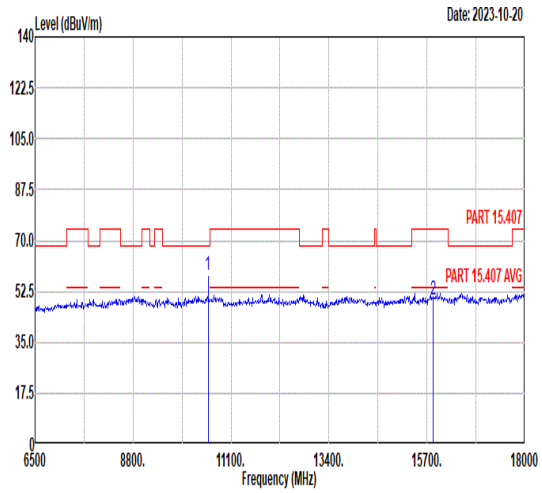 Freq Level Limit Line Margin Read Level Ant Factor Cable Loss Preamp Factor APos TPos Remark MHz dBuV/m dBuV/m dB dBuV dB/m dB dB cm deg 1 10560.00 58.02 68.30 -10.28 57.02 37.53 14.27 50.80 381 309 Peak 2 15840.00 49.49 74.00 -24.51 43.72 40.36 17.09 51.68 -- -- Peak

Mode	5	
	Harmonic	
	U-NII-2A_5.25-5.35_802.11a_CH60_5300MHz	
ANT	3	
Pol.	Horizontal	Vertical
Peak Avg	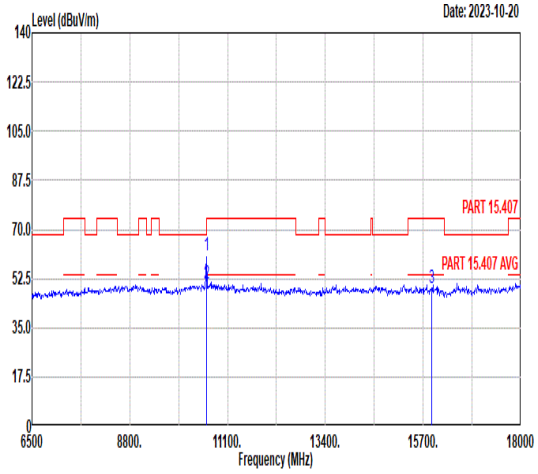 Freq Level Limit Line Margin Read Level Ant Factor Cable Loss Preamp Factor APos TPos Remark MHz dBuV/m dBuV/m dB dBuV dB/m dB dB cm deg 1 10600.00 60.94 74.00 -13.06 59.88 37.56 14.30 50.80 264 22 Peak 2 10600.00 50.58 54.00 -3.42 49.52 37.56 14.30 50.80 264 22 Average 3 15900.00 49.29 74.00 -24.71 43.46 40.41 17.14 51.72 -- -- Peak	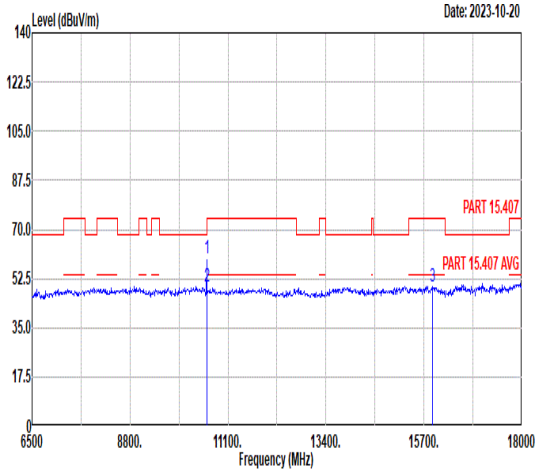 Freq Level Limit Line Margin Read Level Ant Factor Cable Loss Preamp Factor APos TPos Remark MHz dBuV/m dBuV/m dB dBuV dB/m dB dB cm deg 1 10600.00 59.80 74.00 -14.20 58.74 37.56 14.30 50.80 384 327 Peak 2 10600.00 49.54 54.00 -4.46 48.48 37.56 14.30 50.80 384 327 Average 3 15900.00 49.57 74.00 -24.43 43.74 40.41 17.14 51.72 -- -- Peak

Mode	6	
	Harmonic	
	U-NII-2A_5.25-5.35_802.11a_CH64_5320MHz	
ANT	3	
Pol.	Horizontal	Vertical
Peak Avg	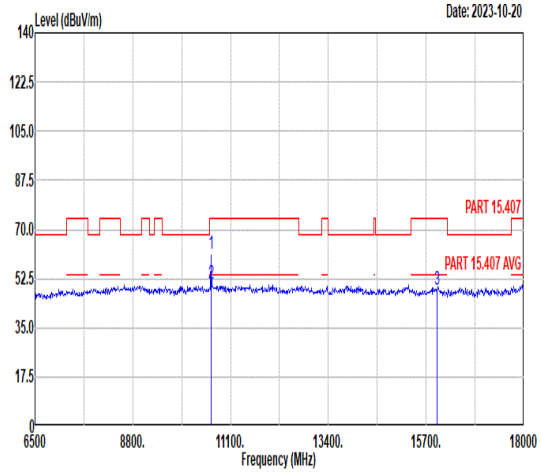 Freq Level Limit Line Margin Read Level Ant Factor Cable Loss Preamp Factor APos TPos Remark MHz dBuV/m dBuV/m dB dBuV dB/m dB dB cm deg 1 10640.00 61.28 74.00 -12.72 60.18 37.58 14.32 50.80 256 22 Peak 2 10640.00 50.69 54.00 -3.31 49.59 37.58 14.32 50.80 256 22 Average 3 15960.00 48.64 74.00 -25.36 42.75 40.47 17.19 51.77 -- -- Peak	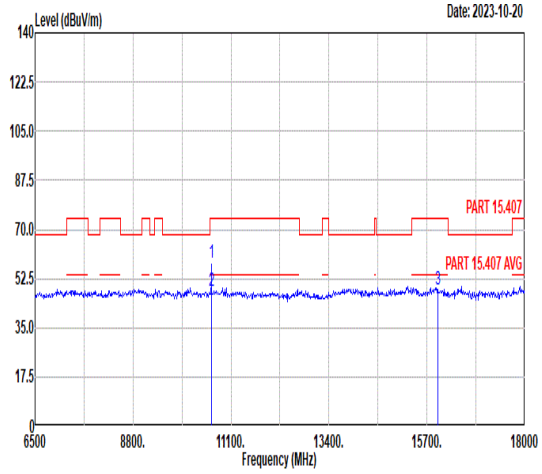 Freq Level Limit Line Margin Read Level Ant Factor Cable Loss Preamp Factor APos TPos Remark MHz dBuV/m dBuV/m dB dBuV dB/m dB dB cm deg 1 10640.00 58.36 74.00 -15.64 57.26 37.58 14.32 50.80 382 327 Peak 2 10640.00 48.15 54.00 -5.85 47.05 37.58 14.32 50.80 382 327 Average 3 15960.00 48.53 74.00 -25.47 42.64 40.47 17.19 51.77 -- -- Peak

Mode	7	
	Harmonic	
	U-NII-2C_5.47-5.725_802.11a_CH100_5500MHz	
ANT	3	
Pol.	Horizontal	Vertical
Peak Avg	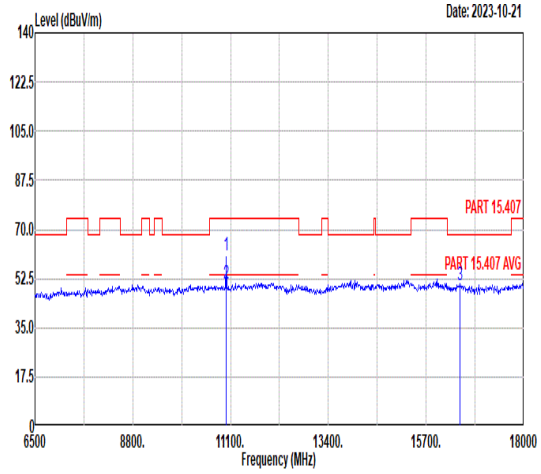 Freq Level Limit Line Margin Read Level Ant Factor Cable Loss Preamp Factor APos TPos Remark MHz dBuV/m dBuV/m dB dBuV dB/m dB dB cm deg 1 11000.00 60.88 74.00 -13.12 59.34 37.80 14.54 50.80 264 17 Peak 2 11000.00 50.90 54.00 -3.10 49.36 37.80 14.54 50.80 264 17 Average 3 16500.00 50.08 68.30 -18.22 43.21 41.31 17.36 51.80 -- -- Peak	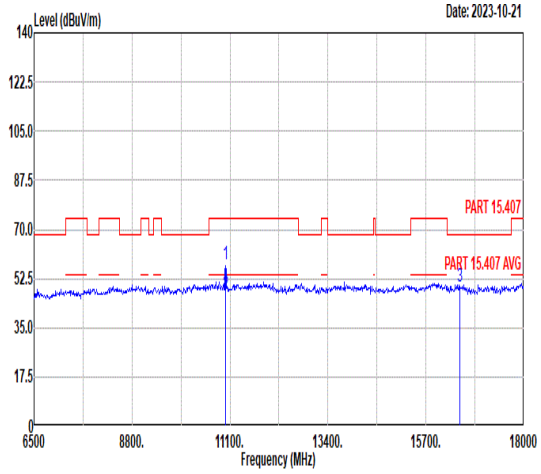 Freq Level Limit Line Margin Read Level Ant Factor Cable Loss Preamp Factor APos TPos Remark MHz dBuV/m dBuV/m dB dBuV dB/m dB dB cm deg 1 11000.00 57.48 74.00 -16.52 55.94 37.80 14.54 50.80 375 315 Peak 2 11000.00 47.06 54.00 -6.94 45.52 37.80 14.54 50.80 375 315 Average 3 16500.00 49.91 68.30 -18.39 43.04 41.31 17.36 51.80 -- -- Peak

Mode	8	
	Harmonic	
	U-NII-2C_5.47-5.725_802.11a_CH116_5580MHz	
ANT	3	
Pol.	Horizontal	Vertical
Peak Avg	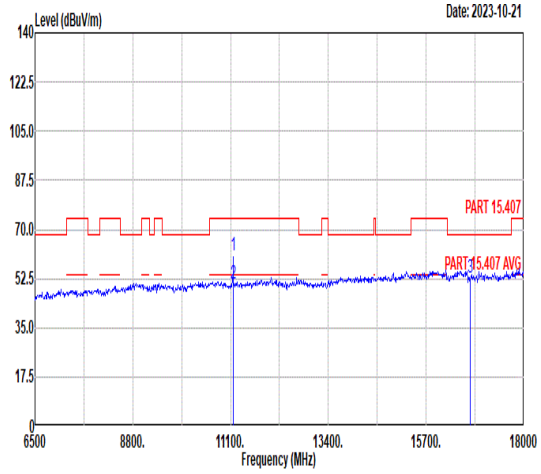 Freq Level Limit Line Margin Read Level Ant Factor Cable Loss Preamp Factor APos TPos Remark MHz dBuV/m dBuV/m dB dBuV dB/m dB dB cm deg 1 11160.00 60.93 74.00 -13.07 59.13 37.93 14.64 50.77 292 10 Peak 2 11160.00 50.73 54.00 -3.27 48.93 37.93 14.64 50.77 292 10 Average 3 16740.00 52.68 68.30 -15.62 45.31 41.69 17.43 51.75 -- -- Peak	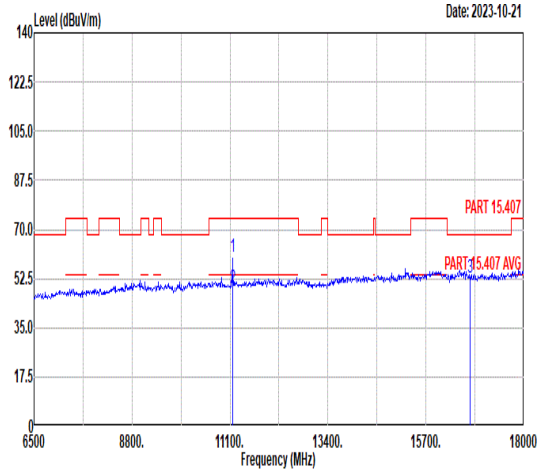 Freq Level Limit Line Margin Read Level Ant Factor Cable Loss Preamp Factor APos TPos Remark MHz dBuV/m dBuV/m dB dBuV dB/m dB dB cm deg 1 11160.00 60.26 74.00 -13.74 58.46 37.93 14.64 50.77 372 327 Peak 2 11160.00 49.00 54.00 -5.00 47.20 37.93 14.64 50.77 372 327 Average 3 16740.00 52.78 68.30 -15.52 45.41 41.69 17.43 51.75 -- -- Peak

Mode	9	
	Harmonic	
	U-NII-2C_5.47-5.725_802.11a_CH140_5700MHz	
ANT	3	
Pol.	Horizontal	Vertical
Peak Avg	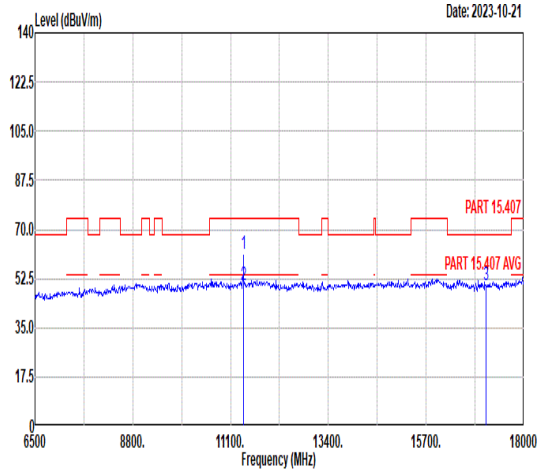 Freq Level Limit Line Margin Read Level Ant Factor Cable Loss Preamp Factor APos TPos Remark MHz dBuV/m dBuV/m dB dBuV dB/m dB dB cm deg 1 11400.00 61.42 74.00 -12.58 59.24 38.12 14.78 50.72 185 72 Peak 2 11400.00 50.20 54.00 -3.80 48.02 38.12 14.78 50.72 185 72 Average 3 17100.00 50.45 68.30 -17.85 42.72 42.00 17.53 51.80 -- -- Peak	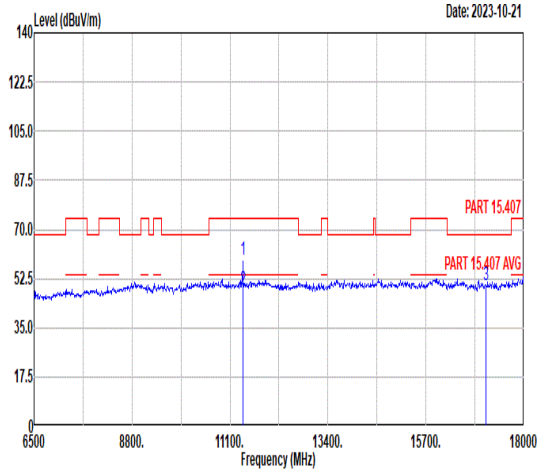 Freq Level Limit Line Margin Read Level Ant Factor Cable Loss Preamp Factor APos TPos Remark MHz dBuV/m dBuV/m dB dBuV dB/m dB dB cm deg 1 11400.00 59.30 74.00 -14.70 57.12 38.12 14.78 50.72 375 329 Peak 2 11400.00 48.85 54.00 -5.15 46.67 38.12 14.78 50.72 375 329 Average 3 17100.00 50.24 68.30 -18.06 42.51 42.00 17.53 51.80 -- -- Peak

Mode	10	
	Band Edge	
	U-NII-1_5.15-5.25_802.11ac VHT20_CH36_5180MHz	
ANT	3	
Pol.	Horizontal	Fundamental
Peak	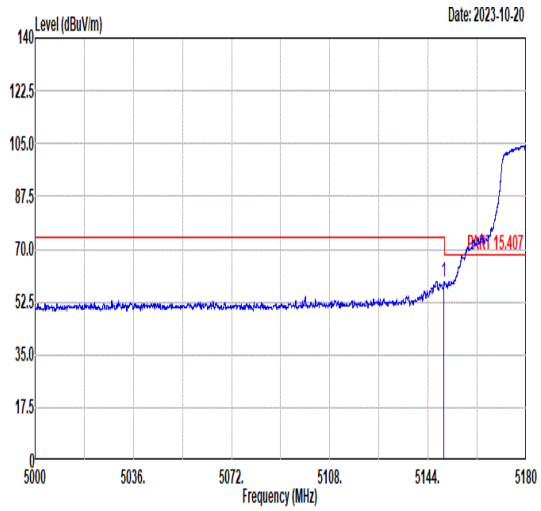 Freq Level Limit Line Margin (dB) Read Level Ant Factor Cable Loss Preamp Factor APos TPos Remark MHz dBuV/m dBuV/m dBuV dB/m dB dB cm deg 1 5149.85 59.31 74.00 -14.69 45.13 34.87 11.09 31.78 100 299 PEAK	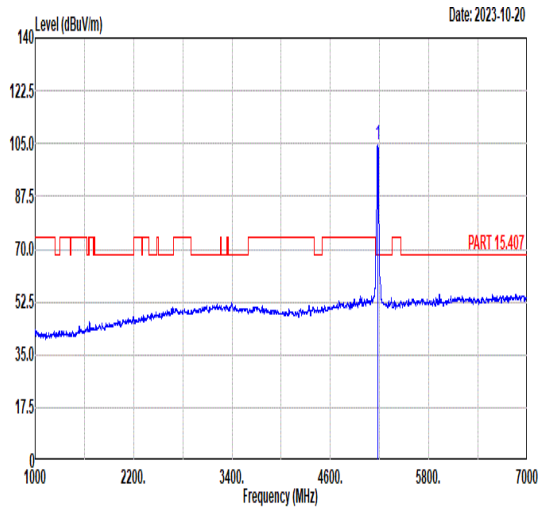 Freq Level Limit Line Margin (dB) Read Level Ant Factor Cable Loss Preamp Factor APos TPos Remark MHz dBuV/m dBuV/m dBuV dB/m dB dB cm deg 1 5180.00 104.52 ------ ------ 90.39 34.87 11.07 31.81 100 299 PEAK
Avg	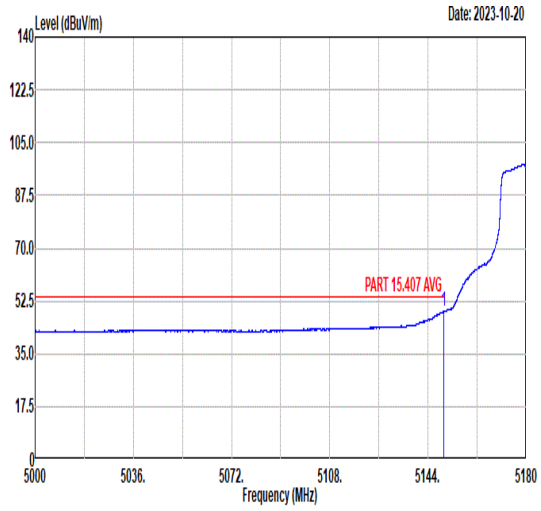 Freq Level Limit Line Margin (dB) Read Level Ant Factor Cable Loss Preamp Factor APos TPos Remark MHz dBuV/m dBuV/m dBuV dB/m dB dB cm deg 1 5149.74 49.09 54.00 -4.91 34.91 34.87 11.09 31.78 100 299 AVERAGE	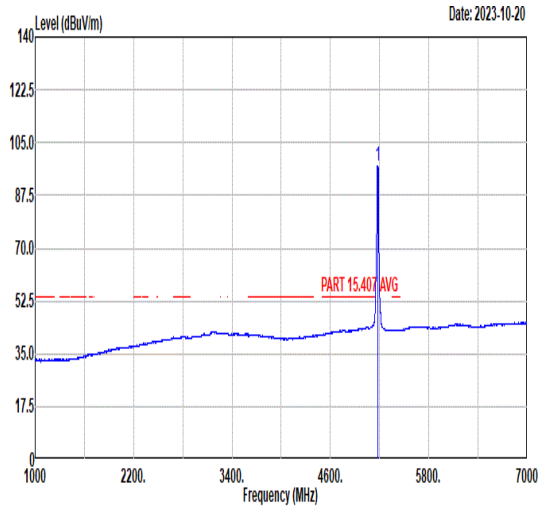 Freq Level Limit Line Margin (dB) Read Level Ant Factor Cable Loss Preamp Factor APos TPos Remark MHz dBuV/m dBuV/m dBuV dB/m dB dB cm deg 1 5180.00 97.34 ------ ------ 83.23 34.86 11.07 31.82 100 299 AVERAGE

Mode	10	
	Band Edge	
	U-NII-1_5.15-5.25_802.11ac VHT20_CH36_5180MHz	
ANT	3	
Pol.	Vertical	Fundamental
Peak	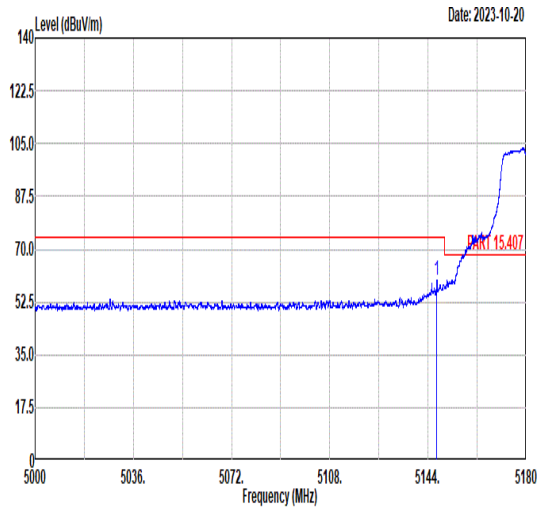 Freq Level Limit Line Margin (dB) Read Level Ant Factor Cable Loss Preamp Factor APos TPos Remark 1 5147.17 59.49 74.00 -14.51 45.31 34.87 11.09 31.78 270 260 PEAK	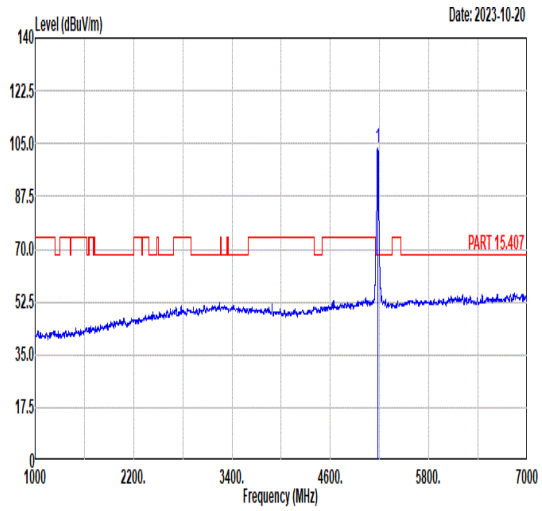 Freq Level Limit Line Margin (dB) Read Level Ant Factor Cable Loss Preamp Factor APos TPos Remark 1 5180.00 103.53 ------ ------ 89.42 34.86 11.07 31.82 270 260 PEAK
Avg	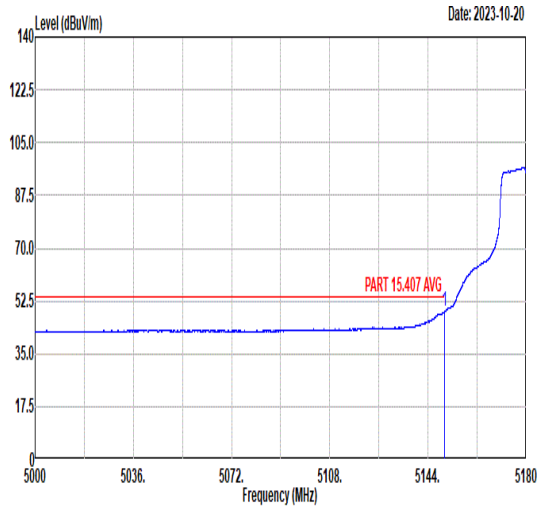 Freq Level Limit Line Margin (dB) Read Level Ant Factor Cable Loss Preamp Factor APos TPos Remark 1 5149.99 48.95 54.00 -5.05 34.78 34.87 11.08 31.78 270 260 AVERAGE	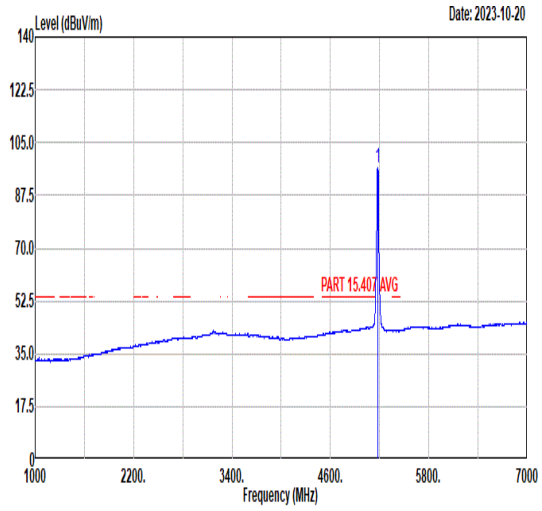 Freq Level Limit Line Margin (dB) Read Level Ant Factor Cable Loss Preamp Factor APos TPos Remark 1 5180.00 96.57 ------ ------ 82.46 34.86 11.07 31.82 270 260 AVERAGE

Mode	10	
	Harmonic	
	U-NII-1_5.15-5.25_802.11ac VHT20_CH36_5180MHz	
ANT	3	
Pol.	Horizontal	Vertical
Peak Avg	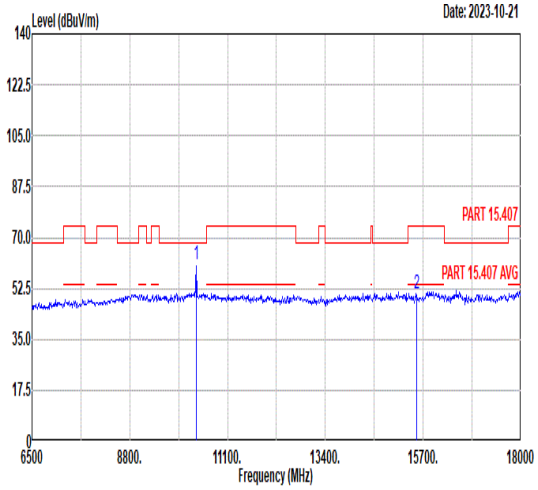 Freq Level Limit Line Margin Read Level Ant Factor Cable Loss Preamp Factor APos TPos Remark MHz dBuV/m dBuV/m dB dBuV dB/m dB dB cm deg 1 10360.00 60.92 68.30 -7.38 60.15 37.39 14.15 50.77 175 21 Peak 2 15540.00 50.70 74.00 -23.30 45.19 40.09 16.85 51.43 -- -- Peak	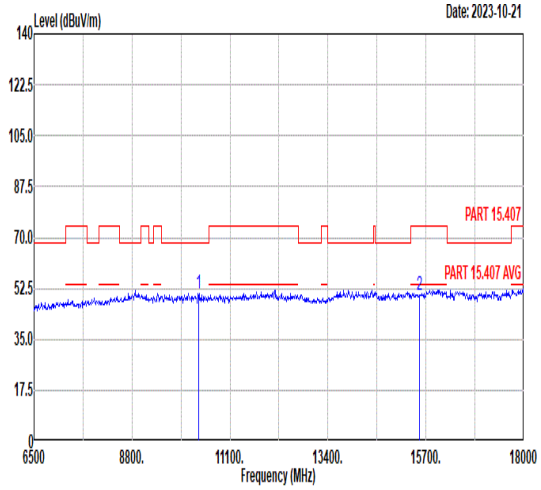 Freq Level Limit Line Margin Read Level Ant Factor Cable Loss Preamp Factor APos TPos Remark MHz dBuV/m dBuV/m dB dBuV dB/m dB dB cm deg 1 10360.00 50.78 68.30 -17.52 50.01 37.39 14.15 50.77 -- -- Peak 2 15540.00 50.04 74.00 -23.96 44.53 40.09 16.85 51.43 -- -- Peak

Mode	11	
	Harmonic	
	U-NII-1_5.15-5.25_802.11ac VHT20_CH44_5220MHz	
ANT	3	
Pol.	Horizontal	Vertical
Peak Avg	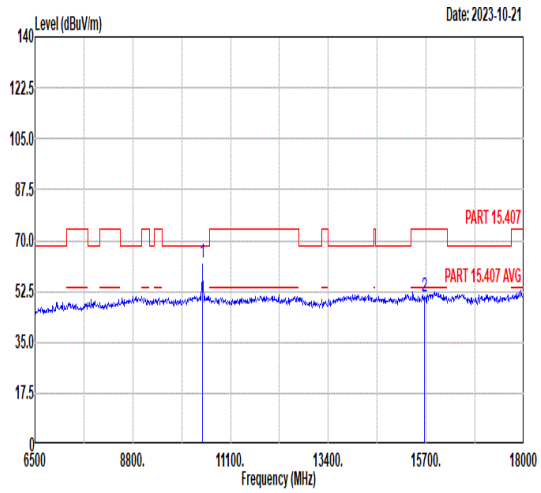 Freq Level Limit Line Margin Read Level Ant Factor Cable Loss Preamp Factor APos TPos Remark MHz dBuV/m dBuV/m dB dBuV dB/m dB dB cm deg 1 10440.00 62.13 68.30 -6.17 61.27 37.45 14.20 50.79 178 18 Peak 2 15660.00 50.76 74.00 -23.24 45.15 40.20 16.94 51.53 -- -- Peak	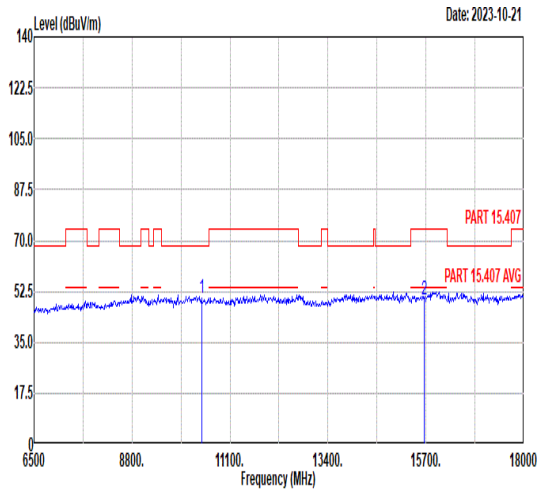 Freq Level Limit Line Margin Read Level Ant Factor Cable Loss Preamp Factor APos TPos Remark MHz dBuV/m dBuV/m dB dBuV dB/m dB dB cm deg 1 10440.00 50.28 68.30 -18.02 49.42 37.45 14.20 50.79 -- -- Peak 2 15660.00 49.55 74.00 -24.45 43.94 40.20 16.94 51.53 -- -- Peak

Mode	12	
	Harmonic	
	U-NII-1_5.15-5.25_802.11ac VHT20_CH48_5240MHz	
ANT	3	
Pol.	Horizontal	Vertical
Peak Avg	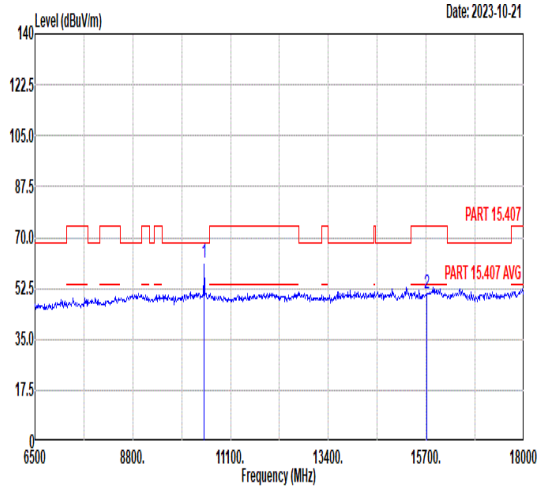 Freq Level Limit Line Margin Read Level Ant Factor Cable Loss Preamp Factor APos TPos Remark MHz dBuV/m dBuV/m dB dBuV dB/m dB dB cm deg 1 10480.00 61.49 68.30 -6.81 60.58 37.48 14.23 50.80 200 12 Peak 2 15720.00 50.88 74.00 -23.12 45.22 40.25 16.99 51.58 -- -- Peak	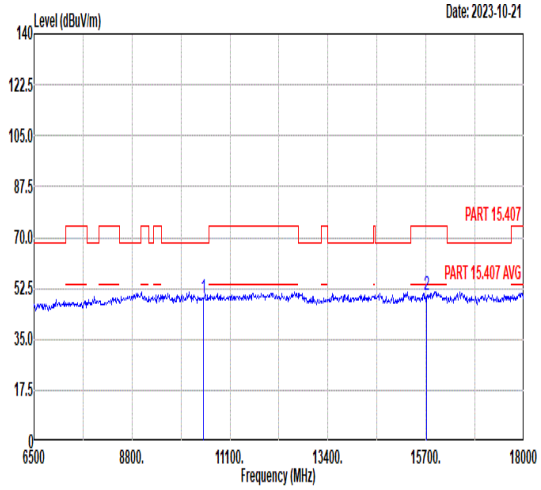 Freq Level Limit Line Margin Read Level Ant Factor Cable Loss Preamp Factor APos TPos Remark MHz dBuV/m dBuV/m dB dBuV dB/m dB dB cm deg 1 10480.00 49.07 68.30 -19.23 48.16 37.48 14.23 50.80 -- -- Peak 2 15720.00 50.15 74.00 -23.85 44.49 40.25 16.99 51.58 -- -- Peak

Mode	13	
	Harmonic	
	U-NII-2A_5.25-5.35_802.11ac VHT20_CH52_5260MHz	
ANT	3	
Pol.	Horizontal	Vertical
Peak Avg	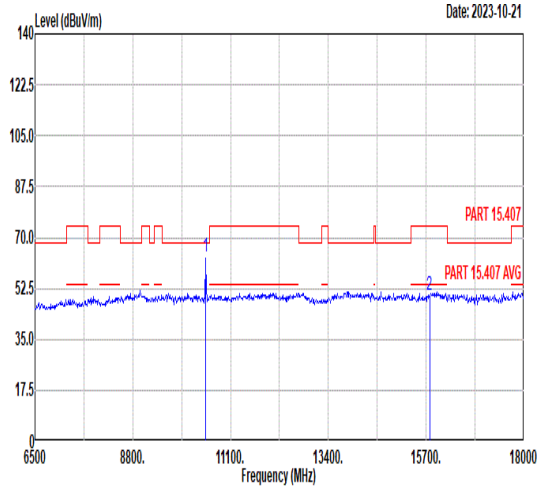 Freq Level Limit Line Margin Read Level Ant Factor Cable Loss Preamp Factor APos TPos Remark 1 10520.00 63.38 68.30 -4.92 62.42 37.51 14.25 50.80 187 22 Peak 2 15780.00 50.20 74.00 -23.80 44.49 40.30 17.04 51.63 -- -- Peak	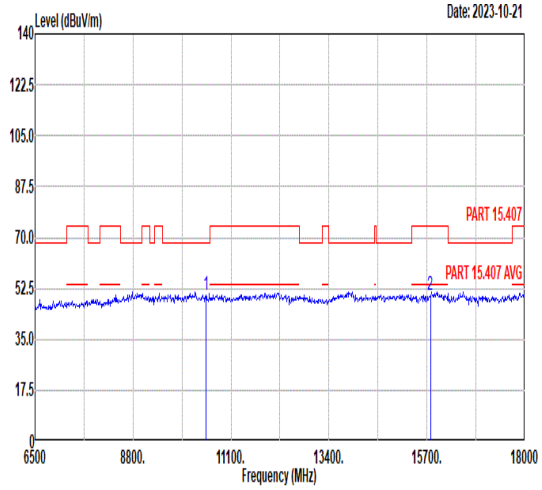 Freq Level Limit Line Margin Read Level Ant Factor Cable Loss Preamp Factor APos TPos Remark 1 10520.00 50.41 68.30 -17.89 49.45 37.51 14.25 50.80 -- -- Peak 2 15780.00 50.02 74.00 -23.98 44.31 40.30 17.04 51.63 -- -- Peak

Mode	14	
	Harmonic	
	U-NII-2A_5.25-5.35_802.11ac VHT20_CH60_5300MHz	
ANT	3	
Pol.	Horizontal	Vertical
Peak Avg	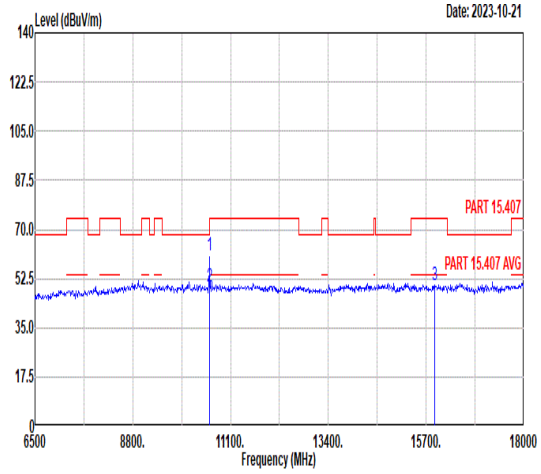 Freq Level Limit Line Margin Read Level Ant Factor Cable Loss Preamp Factor APos TPos Remark MHz dBuV/m dBuV/m dB dBuV dB/m dB dB cm deg 1 10600.00 60.77 74.00 -13.23 59.71 37.56 14.30 50.80 258 35 Peak 2 10600.00 49.89 54.00 -4.11 48.83 37.56 14.30 50.80 258 35 Average 3 15900.00 50.05 74.00 -23.95 44.22 40.41 17.14 51.72 -- -- Peak	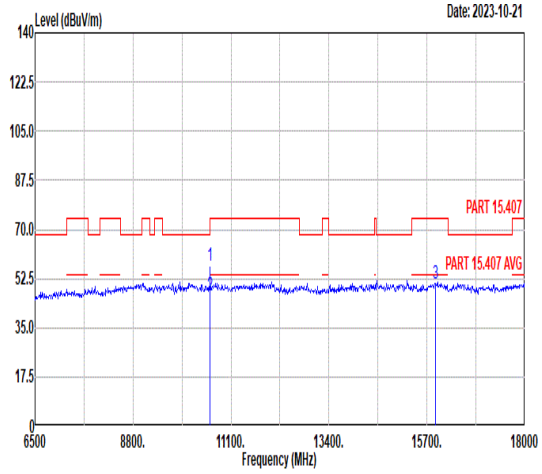 Freq Level Limit Line Margin Read Level Ant Factor Cable Loss Preamp Factor APos TPos Remark MHz dBuV/m dBuV/m dB dBuV dB/m dB dB cm deg 1 10600.00 56.91 74.00 -17.09 55.85 37.56 14.30 50.80 395 338 Peak 2 10600.00 46.29 54.00 -7.71 45.23 37.56 14.30 50.80 395 338 Average 3 15900.00 50.55 74.00 -23.45 44.72 40.41 17.14 51.72 -- -- Peak

Mode	15	
	Band Edge	
	U-NII-2A_5.25-5.35_802.11ac VHT20_CH64_5320MHz	
ANT	3	
Pol.	Horizontal	Fundamental
Peak	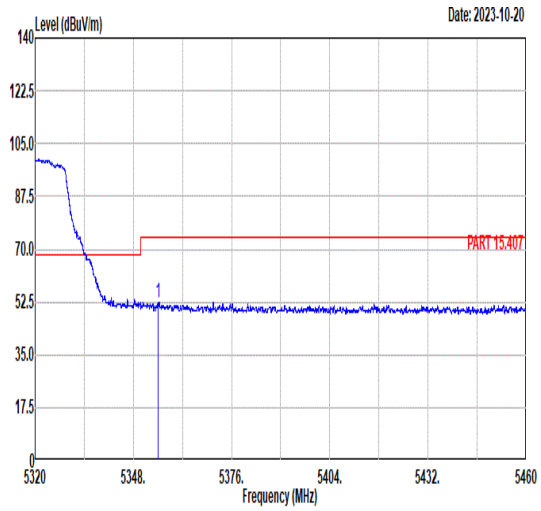 Freq Level Limit Line Margin (dB) Read Level Ant Factor Cable Loss Preamp Factor APos TPos Remark MHz dBuV/m dBuV/m dBuV dB/m dB dB cm deg 1 5355.08 52.46 74.00 -21.54 38.73 34.83 10.94 32.04 115 18 PEAK	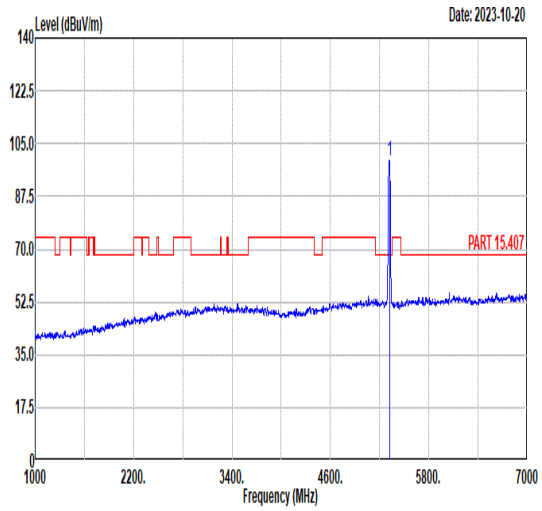 Freq Level Limit Line Margin (dB) Read Level Ant Factor Cable Loss Preamp Factor APos TPos Remark MHz dBuV/m dBuV/m dBuV dB/m dB dB cm deg 1 5320.00 99.51 ------ ------ 85.69 34.84 10.97 31.99 115 18 PEAK
Avg	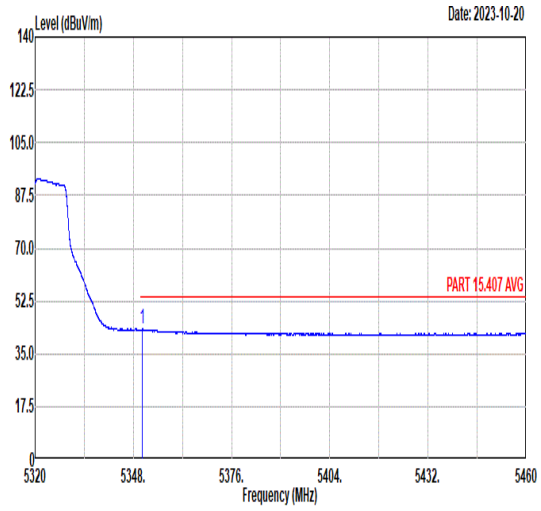 Freq Level Limit Line Margin (dB) Read Level Ant Factor Cable Loss Preamp Factor APos TPos Remark MHz dBuV/m dBuV/m dBuV dB/m dB dB cm deg 1 5350.59 43.09 54.00 -10.91 29.35 34.83 10.94 32.03 115 18 AVERAGE	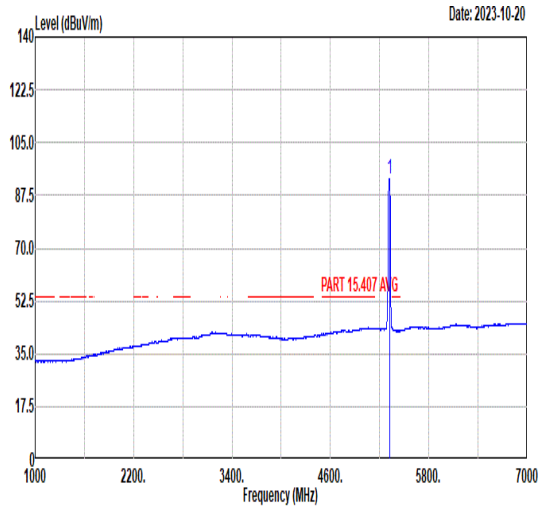 Freq Level Limit Line Margin (dB) Read Level Ant Factor Cable Loss Preamp Factor APos TPos Remark MHz dBuV/m dBuV/m dBuV dB/m dB dB cm deg 1 5320.00 92.95 ------ ------ 79.13 34.84 10.97 31.99 115 18 AVERAGE

Mode	15	
	Band Edge	
	U-NII-2A_5.25-5.35_802.11ac VHT20_CH64_5320MHz	
ANT	3	
Pol.	Vertical	Fundamental
Peak	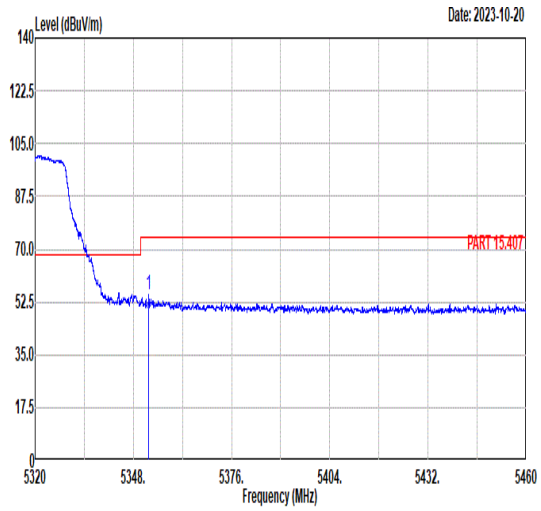 Freq Level Limit Line Margin (dB) Read Level Ant Factor Cable Loss Preamp Factor APos TPos Remark 1 5352.42 54.83 74.00 -19.17 41.09 34.83 10.94 32.03 330 272 PEAK	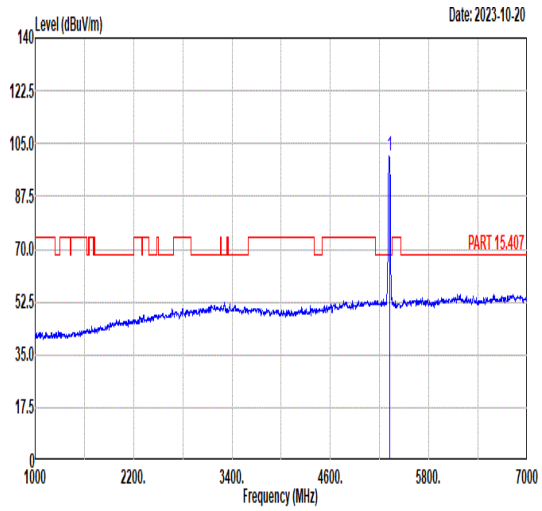 Freq Level Limit Line Margin (dB) Read Level Ant Factor Cable Loss Preamp Factor APos TPos Remark 1 5320.00 100.75 ------ ------ 86.93 34.84 10.97 31.99 330 272 PEAK
Avg	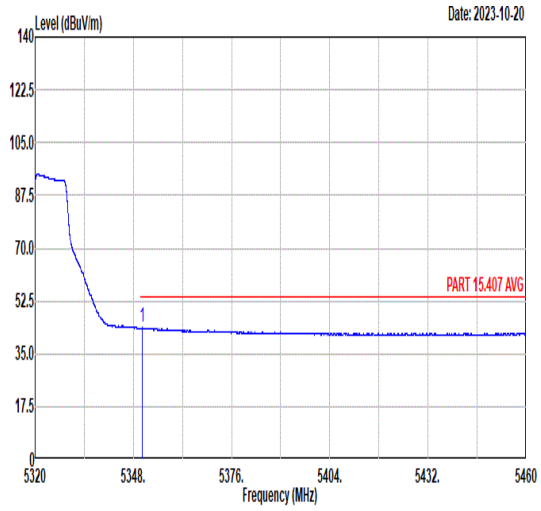 Freq Level Limit Line Margin (dB) Read Level Ant Factor Cable Loss Preamp Factor APos TPos Remark 1 5350.59 43.59 54.00 -10.41 29.85 34.83 10.94 32.03 330 272 AVERAGE	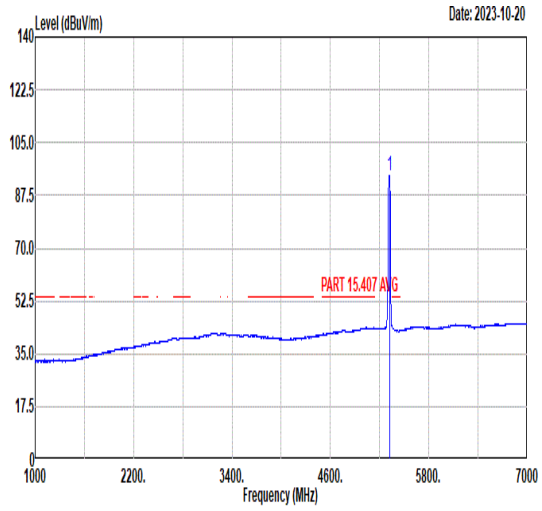 Freq Level Limit Line Margin (dB) Read Level Ant Factor Cable Loss Preamp Factor APos TPos Remark 1 5320.00 94.00 ------ ------ 80.18 34.84 10.97 31.99 330 272 AVERAGE

Mode	15	
	Harmonic	
	U-NII-2A_5.25-5.35_802.11ac VHT20_CH64_5320MHz	
ANT	3	
Pol.	Horizontal	Vertical
Peak Avg	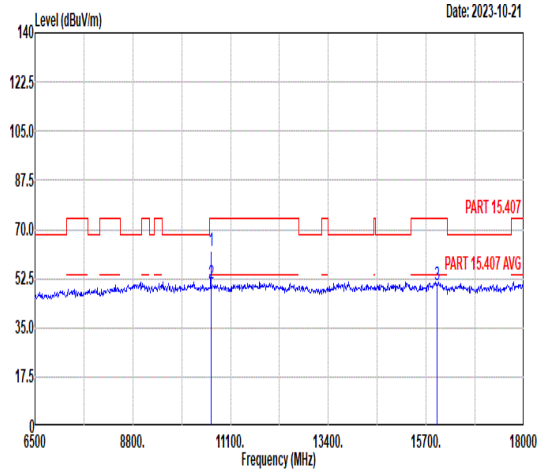 Freq Level Limit Line Margin Read Level Ant Factor Cable Loss Preamp Factor APos TPos Remark MHz dBuV/m dBuV/m dB dBuV dB/m dB dB cm deg 1 10640.00 62.16 74.00 -11.84 61.06 37.58 14.32 50.80 257 33 Peak 2 10640.00 50.56 54.00 -3.44 49.46 37.58 14.32 50.80 257 33 Average 3 15960.00 50.29 74.00 -23.71 44.40 40.47 17.19 51.77 -- -- Peak	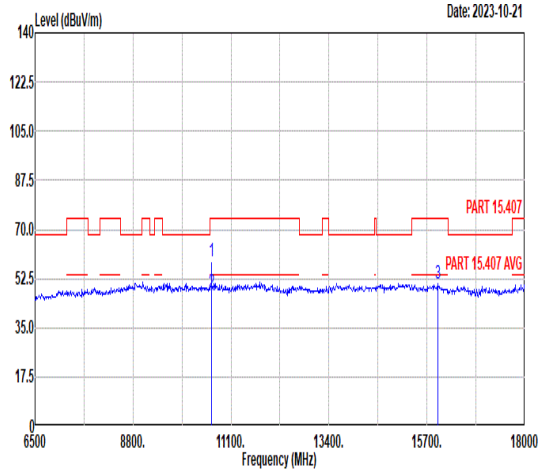 Freq Level Limit Line Margin Read Level Ant Factor Cable Loss Preamp Factor APos TPos Remark MHz dBuV/m dBuV/m dB dBuV dB/m dB dB cm deg 1 10640.00 58.59 74.00 -15.41 57.49 37.58 14.32 50.80 392 335 Peak 2 10640.00 47.35 54.00 -6.65 46.25 37.58 14.32 50.80 392 335 Average 3 15960.00 50.90 74.00 -23.10 45.01 40.47 17.19 51.77 -- -- Peak

Mode	16	
	Band Edge	
	U-NII-2C_5.47-5.725_802.11ac VHT20_CH100_5500MHz	
ANT	3	
Pol.	Horizontal	Fundamental
Peak	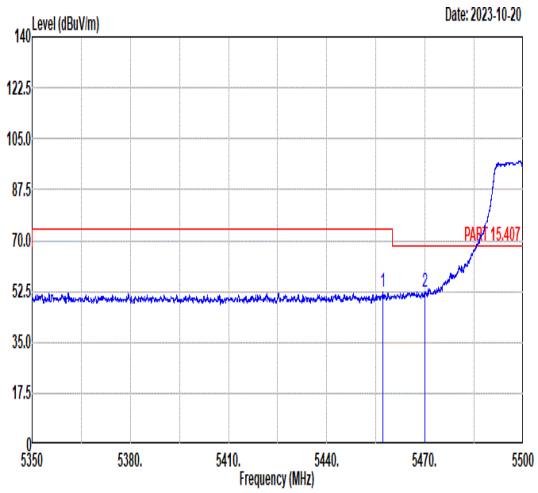 Freq Level Limit Line Margin (dB) Read Level Ant Factor Cable Loss Preamp Factor APos TPos Remark MHz dBuV/m dBuV/m dBuV dB/m dB dB cm deg 1 5457.18 52.09 74.00 -21.91 38.33 34.81 11.11 32.16 395 348 PEAK 2 5469.93 52.16 68.30 -16.14 38.37 34.81 11.16 32.18 395 348 PEAK	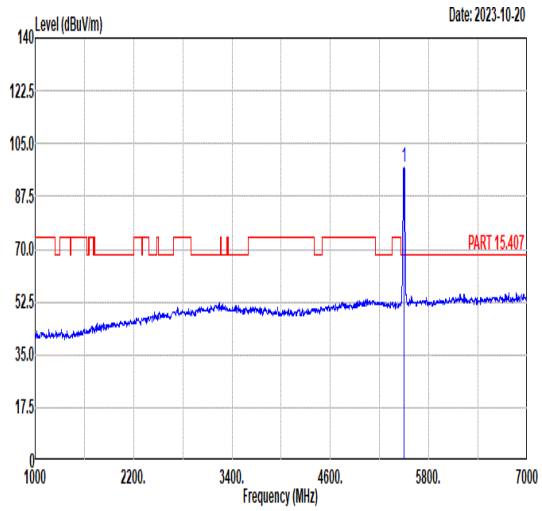 Freq Level Limit Line Margin (dB) Read Level Ant Factor Cable Loss Preamp Factor APos TPos Remark MHz dBuV/m dBuV/m dBuV dB/m dB dB cm deg 1 5500.00 97.21 ------ ------ 83.35 34.80 11.27 32.21 395 348 PEAK
Avg	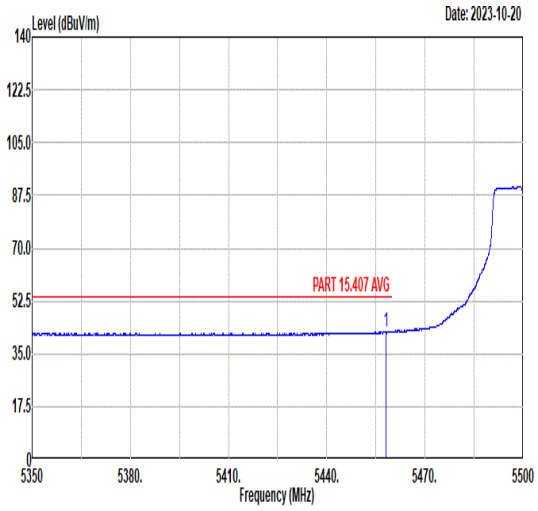 Freq Level Limit Line Margin (dB) Read Level Ant Factor Cable Loss Preamp Factor APos TPos Remark MHz dBuV/m dBuV/m dBuV dB/m dB dB cm deg 1 5458.09 42.30 54.00 -11.70 28.54 34.81 11.11 32.16 395 348 AVERAGE	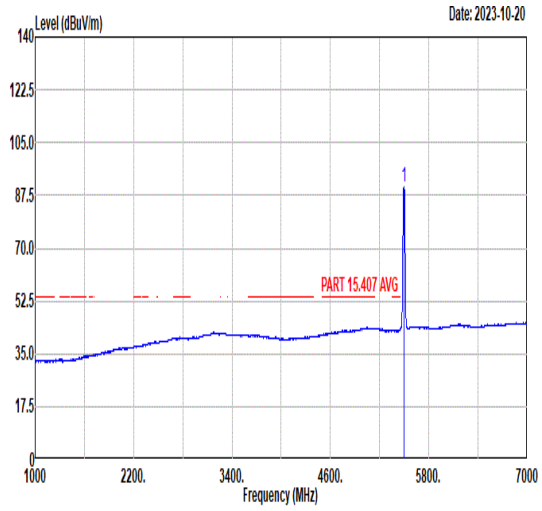 Freq Level Limit Line Margin (dB) Read Level Ant Factor Cable Loss Preamp Factor APos TPos Remark MHz dBuV/m dBuV/m dBuV dB/m dB dB cm deg 1 5500.00 90.22 ------ ------ 76.36 34.80 11.27 32.21 395 348 AVERAGE

Mode	16	
	Band Edge	
	U-NII-2C_5.47-5.725_802.11ac VHT20_CH100_5500MHz	
ANT	3	
Pol.	Vertical	Fundamental
Peak	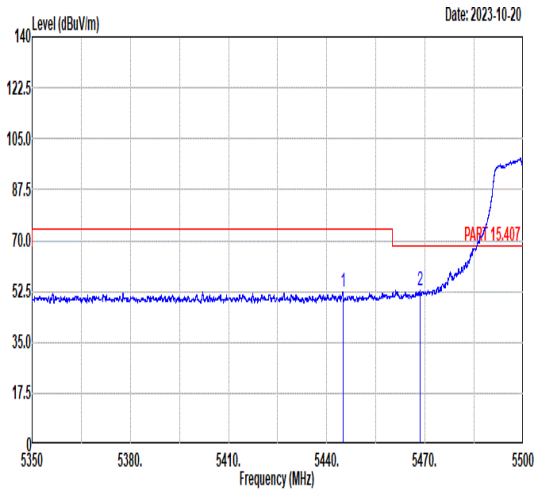 Freq Level Limit Line Margin (dB) Read Level Ant Factor Cable Loss Preamp Factor APos TPos Remark 1 5444.89 52.26 74.00 -21.74 38.54 34.81 11.06 32.15 332 276 PEAK 2 5468.43 53.02 68.30 -15.28 39.23 34.81 11.16 32.18 332 276 PEAK	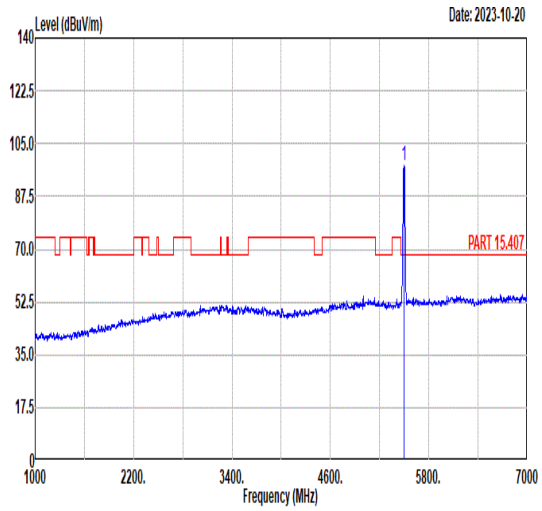 Freq Level Limit Line Margin (dB) Read Level Ant Factor Cable Loss Preamp Factor APos TPos Remark 1 5500.00 97.77 ------ ------ 83.91 34.80 11.27 32.21 332 276 PEAK
Avg	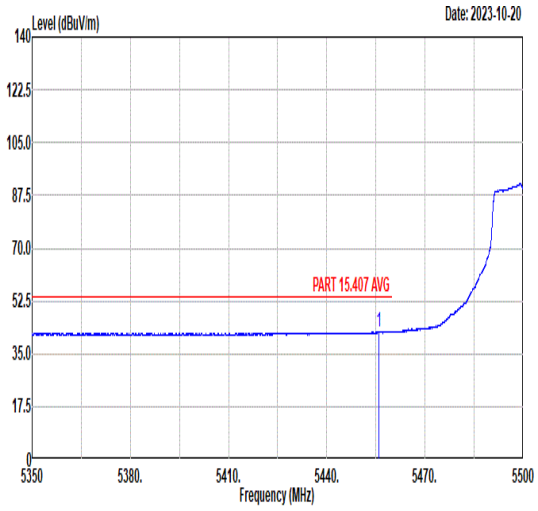 Freq Level Limit Line Margin (dB) Read Level Ant Factor Cable Loss Preamp Factor APos TPos Remark 1 5455.84 42.39 54.00 -11.61 28.64 34.81 11.10 32.16 332 276 AVERAGE	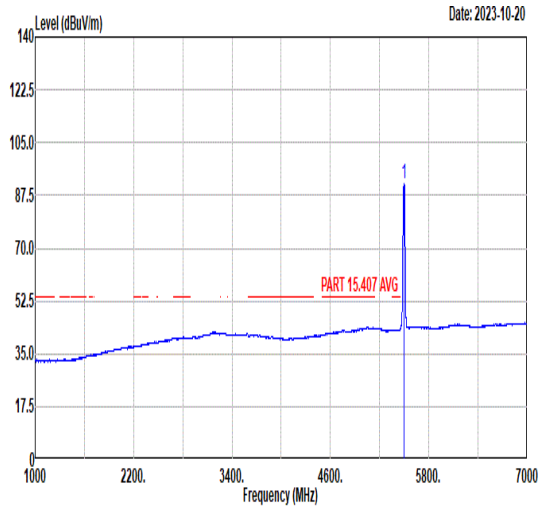 Freq Level Limit Line Margin (dB) Read Level Ant Factor Cable Loss Preamp Factor APos TPos Remark 1 5500.00 91.58 ------ ------ 77.72 34.80 11.27 32.21 332 276 AVERAGE

Mode	16	
	Harmonic	
	U-NII-2C_5.47-5.725_802.11ac VHT20_CH100_5500MHz	
ANT	3	
Pol.	Horizontal	Vertical
Peak Avg	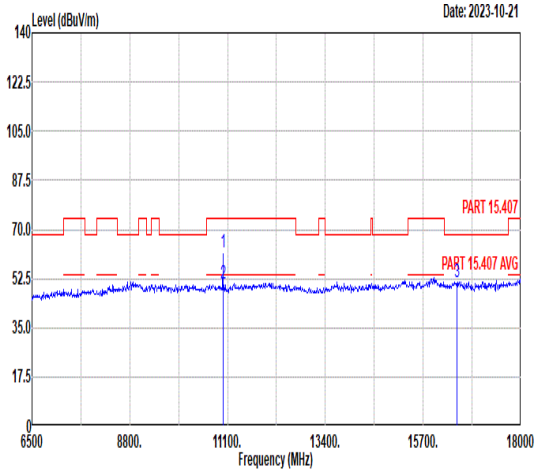 Freq Level Limit Line Margin Read Level Ant Factor Cable Loss Preamp Factor APos TPos Remark MHz dBuV/m dBuV/m dB dBuV dB/m dB dB cm deg 1 11000.00 61.67 74.00 -12.33 60.13 37.80 14.54 50.80 291 14 Peak 2 11000.00 50.61 54.00 -3.39 49.07 37.80 14.54 50.80 291 14 Average 3 16500.00 51.17 68.30 -17.13 44.30 41.31 17.36 51.80 -- -- Peak	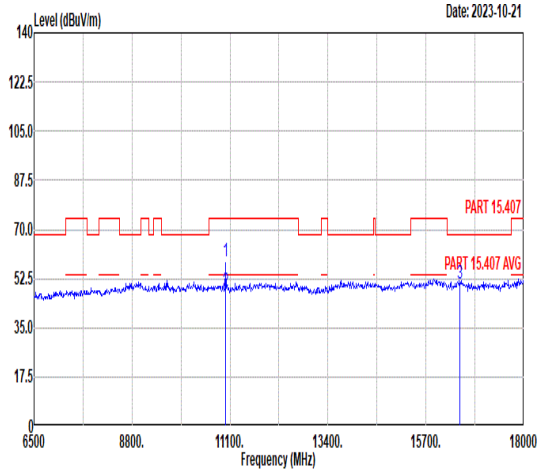 Freq Level Limit Line Margin Read Level Ant Factor Cable Loss Preamp Factor APos TPos Remark MHz dBuV/m dBuV/m dB dBuV dB/m dB dB cm deg 1 11000.00 58.43 74.00 -15.57 56.89 37.80 14.54 50.80 395 324 Peak 2 11000.00 47.83 54.00 -6.17 46.29 37.80 14.54 50.80 395 324 Average 3 16500.00 50.71 68.30 -17.59 43.84 41.31 17.36 51.80 -- -- Peak

Mode	17	
	Harmonic	
	U-NII-2C_5.47-5.725_802.11ac VHT20_CH116_5580MHz	
ANT	3	
Pol.	Horizontal	Vertical
Peak Avg	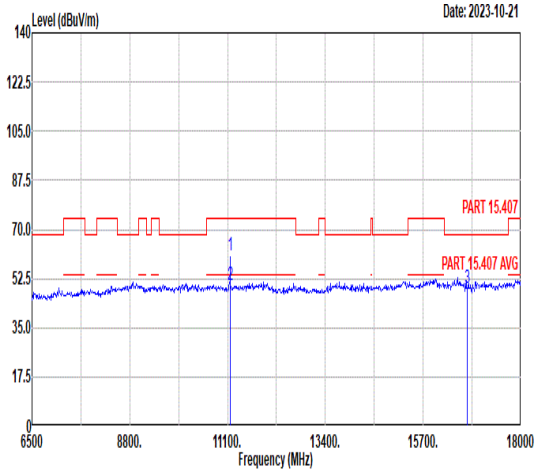 Freq Level Limit Line Margin Read Level Ant Factor Cable Loss Preamp Factor APos TPos Remark MHz dBuV/m dBuV/m dB dBuV dB/m dB dB cm deg 1 11160.00 60.64 74.00 -13.36 58.84 37.93 14.64 50.77 263 11 Peak 2 11160.00 50.31 54.00 -3.69 48.51 37.93 14.64 50.77 263 11 Average 3 16740.00 49.17 68.30 -19.13 41.80 41.69 17.43 51.75 -- -- Peak	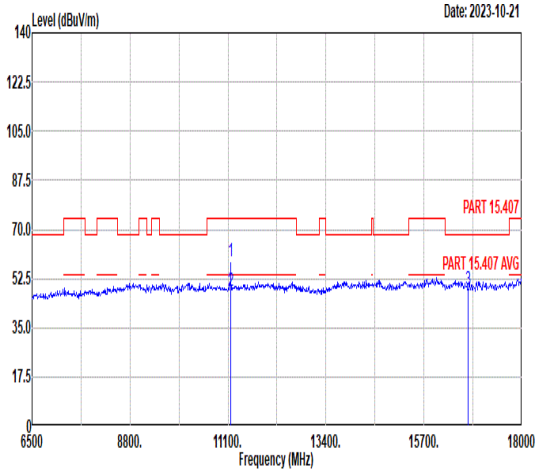 Freq Level Limit Line Margin Read Level Ant Factor Cable Loss Preamp Factor APos TPos Remark MHz dBuV/m dBuV/m dB dBuV dB/m dB dB cm deg 1 11160.00 58.82 74.00 -15.18 57.02 37.93 14.64 50.77 392 327 Peak 2 11160.00 47.91 54.00 -6.09 46.11 37.93 14.64 50.77 392 327 Average 3 16740.00 48.52 68.30 -19.78 41.15 41.69 17.43 51.75 -- -- Peak

Mode	18	
	Band Edge	
	U-NII-2C_5.47-5.725_802.11ac VHT20_CH140_5700MHz	
ANT	3	
Pol.	Horizontal	Fundamental
Peak	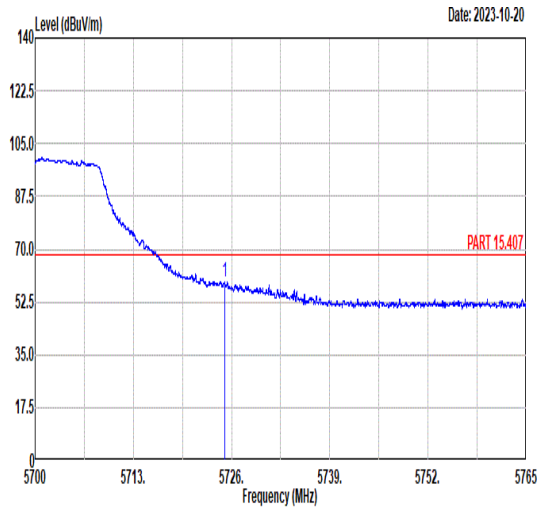 Freq Level Limit Line Margin (dB) Read Level Ant Factor Cable Loss Preamp Factor APos TPos Remark MHz dBuV/m dBuV/m dBuV dB/m dB dB cm deg 1 5725.12 59.00 68.30 -9.30 44.62 35.12 11.65 32.39 229 11 PEAK	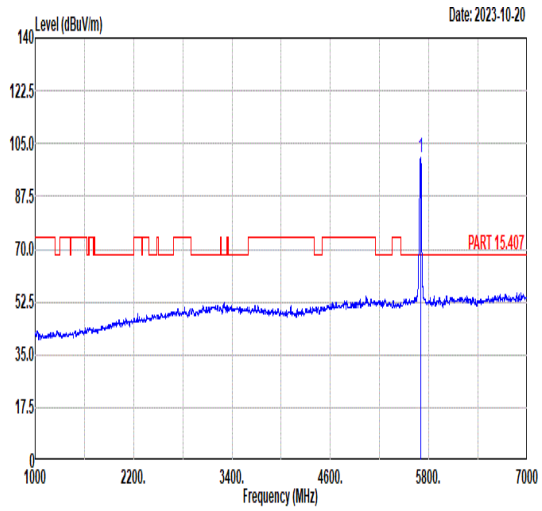 Freq Level Limit Line Margin (dB) Read Level Ant Factor Cable Loss Preamp Factor APos TPos Remark MHz dBuV/m dBuV/m dBuV dB/m dB dB cm deg 1 5700.00 100.26 ------ ------ 85.89 35.08 11.66 32.37 229 11 PEAK
Avg	Blank	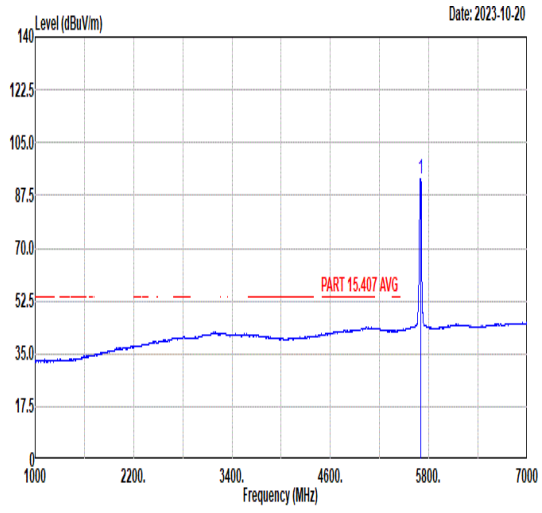 Freq Level Limit Line Margin (dB) Read Level Ant Factor Cable Loss Preamp Factor APos TPos Remark MHz dBuV/m dBuV/m dBuV dB/m dB dB cm deg 1 5700.00 93.03 ------ ------ 78.65 35.07 11.67 32.36 229 11 AVERAGE

Mode	18	
	Band Edge	
	U-NII-2C_5.47-5.725_802.11ac VHT20_CH140_5700MHz	
ANT	3	
Pol.	Vertical	Fundamental
Peak	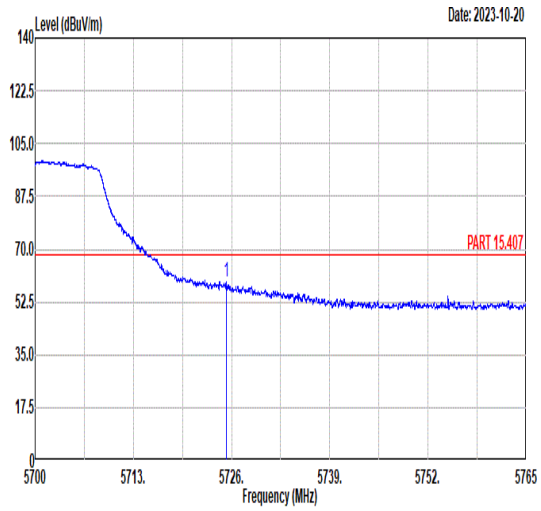 Freq Level Limit Line Margin (dB) Read Level Ant Factor Cable Loss Preamp Factor APos TPos Remark MHz dBuV/m dBuV/m dBuV dB/m dB dB cm deg 1 5725.32 59.24 68.30 -9.06 44.86 35.12 11.65 32.39 292 270 PEAK	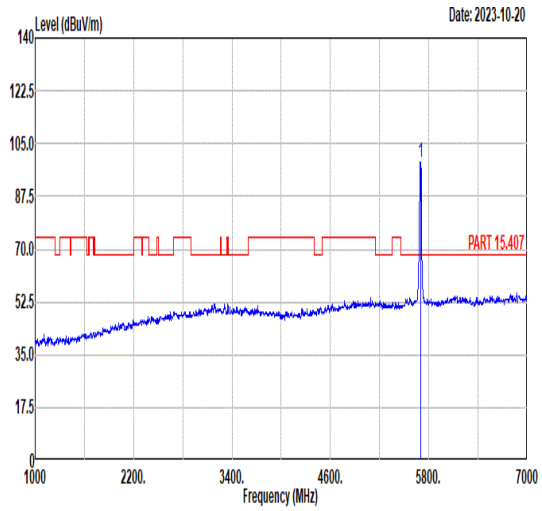 Freq Level Limit Line Margin (dB) Read Level Ant Factor Cable Loss Preamp Factor APos TPos Remark MHz dBuV/m dBuV/m dBuV dB/m dB dB cm deg 1 5700.00 98.61 ------ ------ 84.23 35.07 11.67 32.36 292 270 PEAK
Avg	Blank	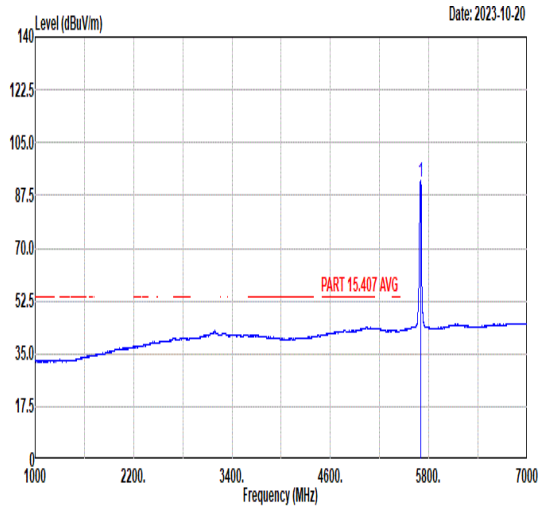 Freq Level Limit Line Margin (dB) Read Level Ant Factor Cable Loss Preamp Factor APos TPos Remark MHz dBuV/m dBuV/m dBuV dB/m dB dB cm deg 1 5700.00 92.19 ------ ------ 77.82 35.08 11.66 32.37 292 270 AVERAGE

Mode	18	
	Harmonic	
	U-NII-2C_5.47-5.725_802.11ac VHT20_CH140_5700MHz	
ANT	3	
Pol.	Horizontal	Vertical
Peak Avg	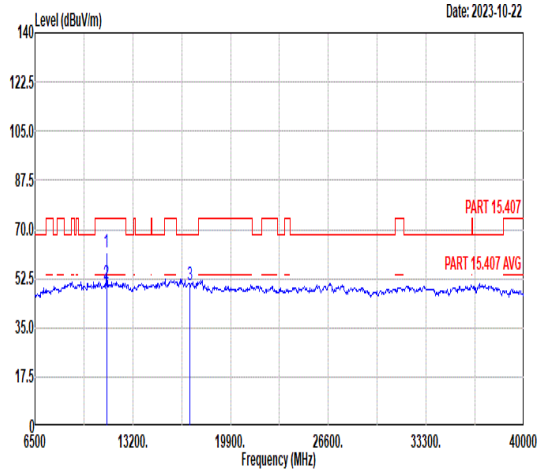 Freq Level Limit Line Margin Read Level Ant Factor Cable Loss Preamp Factor APos TPos Remark MHz dBuV/m dBuV/m dB dBuV dB/m dB dB cm deg 1 11400.00 61.88 74.00 -12.12 59.70 38.12 14.78 50.72 186 74 Peak 2 11400.00 50.96 54.00 -3.04 48.78 38.12 14.78 50.72 186 74 Average 3 17100.00 50.25 68.30 -18.05 42.52 42.00 17.53 51.80 -- -- Peak	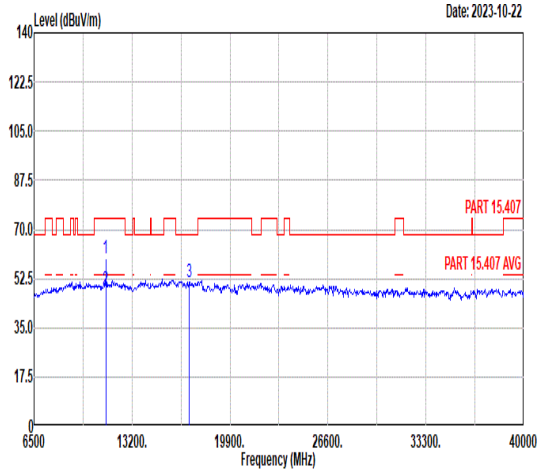 Freq Level Limit Line Margin Read Level Ant Factor Cable Loss Preamp Factor APos TPos Remark MHz dBuV/m dBuV/m dB dBuV dB/m dB dB cm deg 1 11400.00 59.44 74.00 -14.56 57.26 38.12 14.78 50.72 395 338 Peak 2 11400.00 48.68 54.00 -5.32 46.50 38.12 14.78 50.72 395 338 Average 3 17100.00 50.99 68.30 -17.31 43.26 42.00 17.53 51.80 -- -- Peak

Mode	19	
	Band Edge - L	
	U-NII-1_5.15-5.25_802.11ac VHT40_CH38_5190MHz	
ANT	3	
Pol.	Horizontal	Fundamental
Peak	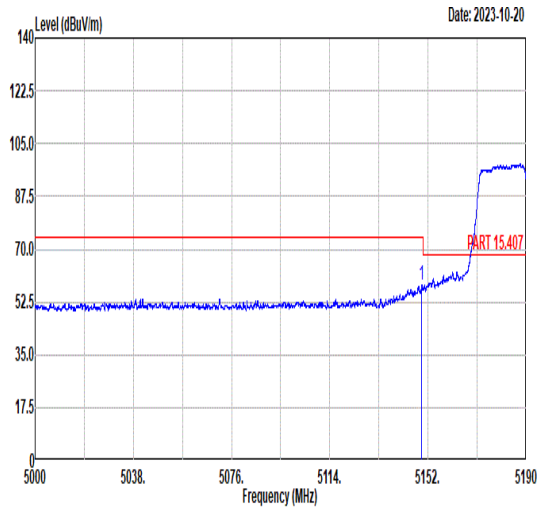 Freq Level Limit Line Margin (dB) Read Level Ant Factor Cable Loss Preamp Factor APos TPos Remark MHz dBuV/m dBuV/m dBuV dB/m dB dB cm deg 1 5149.63 58.32 74.00 -15.68 44.14 34.87 11.09 31.78 100 295 PEAK	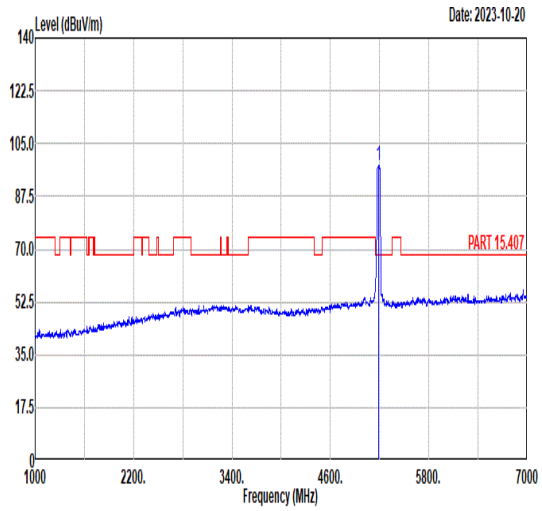 Freq Level Limit Line Margin (dB) Read Level Ant Factor Cable Loss Preamp Factor APos TPos Remark MHz dBuV/m dBuV/m dBuV dB/m dB dB cm deg 1 5190.00 97.76 ------ ------ 83.67 34.86 11.06 31.83 100 295 PEAK
Avg	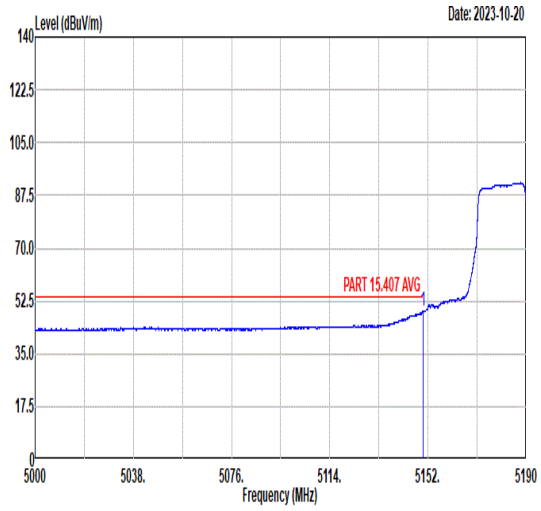 Freq Level Limit Line Margin (dB) Read Level Ant Factor Cable Loss Preamp Factor APos TPos Remark MHz dBuV/m dBuV/m dBuV dB/m dB dB cm deg 1 5149.99 49.09 54.00 -4.91 34.92 34.87 11.08 31.78 100 295 AVERAGE	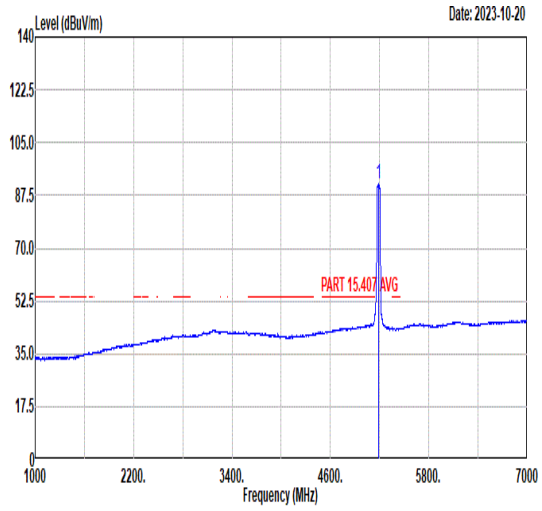 Freq Level Limit Line Margin (dB) Read Level Ant Factor Cable Loss Preamp Factor APos TPos Remark MHz dBuV/m dBuV/m dBuV dB/m dB dB cm deg 1 5190.00 91.18 ------ ------ 77.07 34.86 11.07 31.82 100 295 AVERAGE

Mode	19	
	Band Edge - R	
	U-NII-1_5.15-5.25_802.11ac VHT40_CH38_5190MHz	
ANT	3	
Pol.	Horizontal	Fundamental
Peak	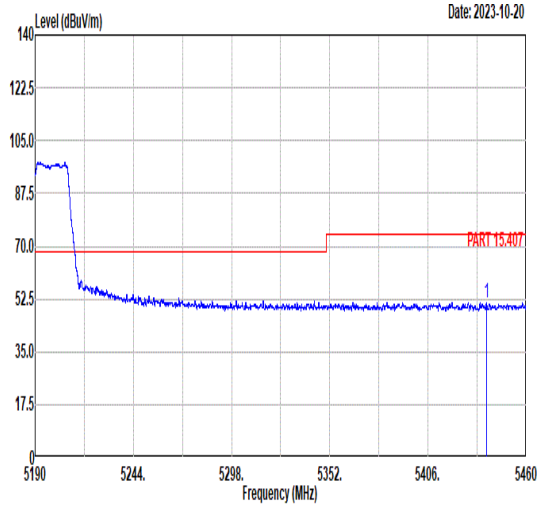 Freq Level Limit Line Margin (dB) Read Level Ant Factor Cable Loss Preamp Factor APos TPos Remark MHz dBuV/m dBuV/m dBuV dB/m dB dB cm deg 1 5438.27 51.49 74.00 -22.51 37.79 34.81 11.03 32.14 100 295 PEAK	Blank
Avg	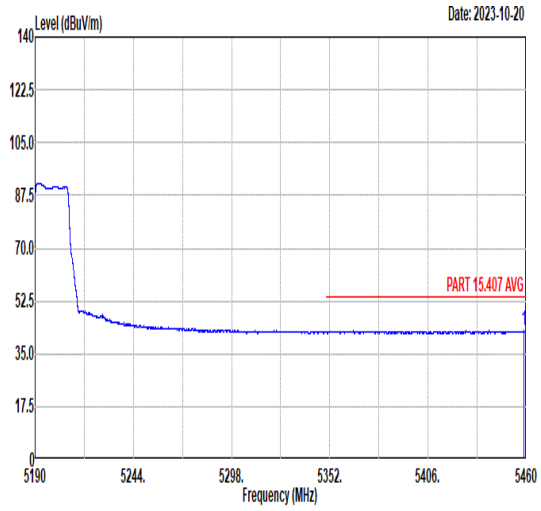 Freq Level Limit Line Margin (dB) Read Level Ant Factor Cable Loss Preamp Factor APos TPos Remark MHz dBuV/m dBuV/m dBuV dB/m dB dB cm deg 1 5458.81 42.75 54.00 -11.25 28.98 34.81 11.12 32.16 100 295 AVERAGE	Blank

Mode	19	
	Band Edge - L	
	U-NII-1_5.15-5.25_802.11ac VHT40_CH38_5190MHz	
ANT	3	
Pol.	Vertical	Fundamental
Peak	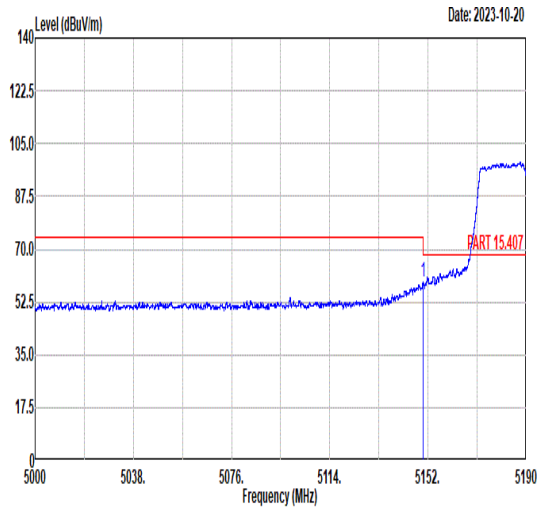 Freq Level Limit Line Margin (dB) Read Level Ant Factor Cable Loss Preamp Factor APos TPos Remark MHz dBuV/m dBuV/m dBuV dB/m dB dB cm deg 1 5149.99 58.92 74.00 -15.08 44.75 34.87 11.08 31.78 200 260 PEAK	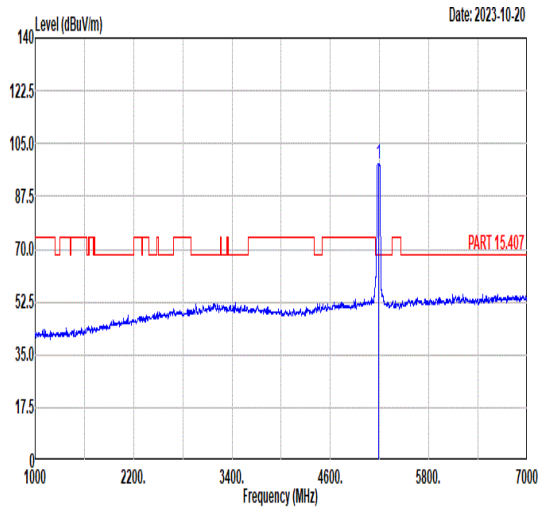 Freq Level Limit Line Margin (dB) Read Level Ant Factor Cable Loss Preamp Factor APos TPos Remark MHz dBuV/m dBuV/m dBuV dB/m dB dB cm deg 1 5190.00 98.43 ------ ------ 84.34 34.86 11.06 31.83 200 260 PEAK
Avg	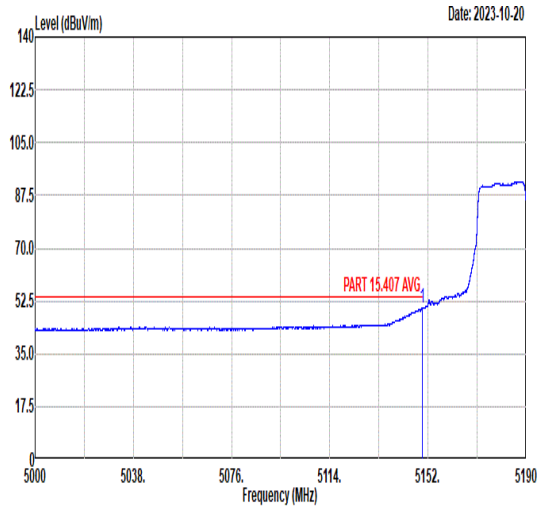 Freq Level Limit Line Margin (dB) Read Level Ant Factor Cable Loss Preamp Factor APos TPos Remark MHz dBuV/m dBuV/m dBuV dB/m dB dB cm deg 1 5149.83 50.24 54.00 -3.76 36.06 34.87 11.09 31.78 200 260 AVERAGE	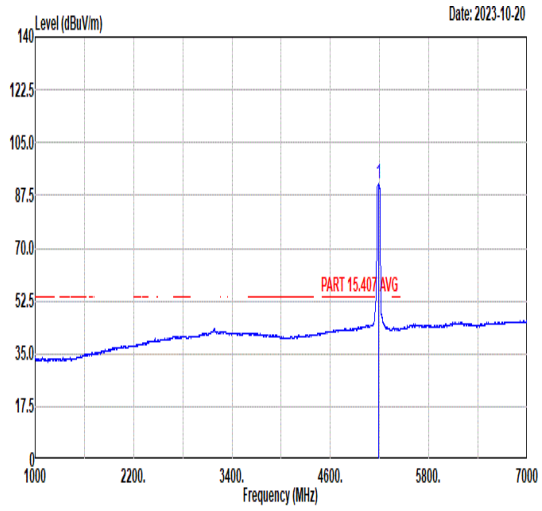 Freq Level Limit Line Margin (dB) Read Level Ant Factor Cable Loss Preamp Factor APos TPos Remark MHz dBuV/m dBuV/m dBuV dB/m dB dB cm deg 1 5190.00 91.33 ------ ------ 77.24 34.86 11.06 31.83 200 260 AVERAGE

Mode	19	
	Band Edge - R	
	U-NII-1_5.15-5.25_802.11ac VHT40_CH38_5190MHz	
ANT	3	
Pol.	Vertical	Fundamental
Peak	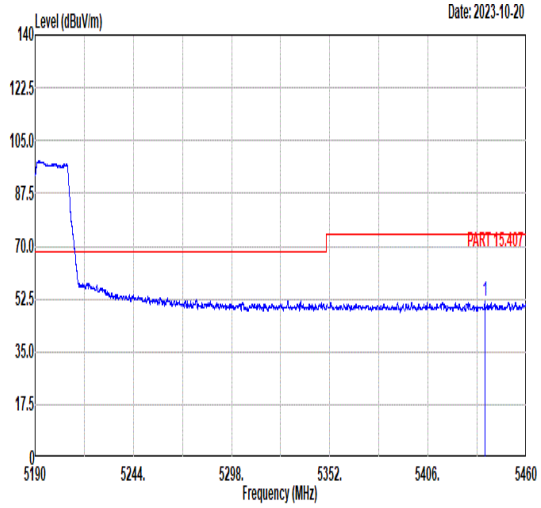 Freq Level Limit Line Margin (dB) Read Level Ant Factor Cable Loss Preamp Factor APos TPos Remark MHz dBuV/m dBuV/m dBuV dB/m dB dB cm deg 1 5437.19 51.67 74.00 -22.33 37.97 34.81 11.03 32.14 200 260 PEAK	Blank
Avg	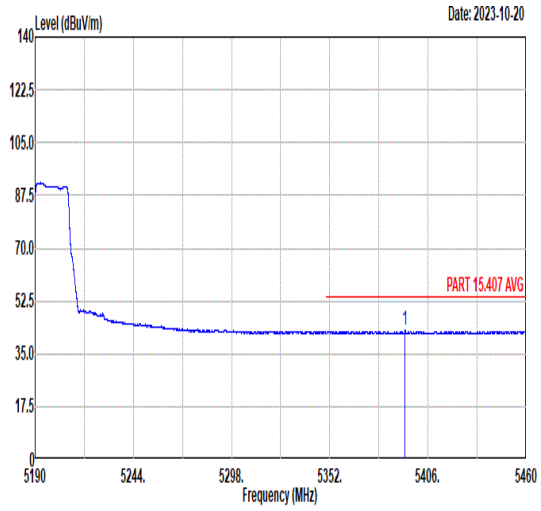 Freq Level Limit Line Margin (dB) Read Level Ant Factor Cable Loss Preamp Factor APos TPos Remark MHz dBuV/m dBuV/m dBuV dB/m dB dB cm deg 1 5393.47 42.68 54.00 -11.32 29.03 34.82 10.91 32.08 200 260 AVERAGE	Blank

Mode	20	
	Band Edge - L	
	U-NII-1_5.15-5.25_802.11ac VHT40_CH46_5230MHz	
ANT	3	
Pol.	Horizontal	Fundamental
Peak	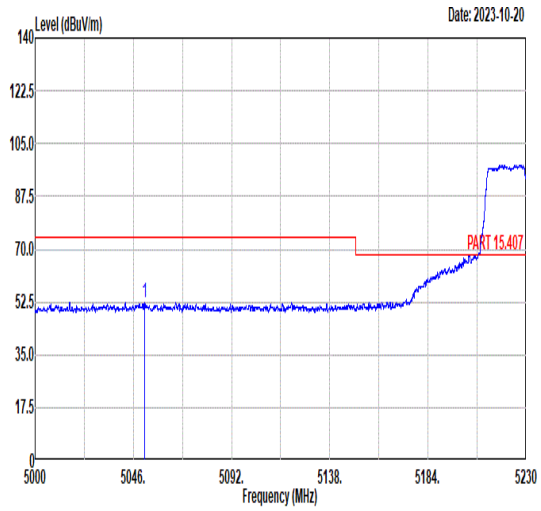 Freq Level Limit Line Margin (dB) Read Level Ant Factor Cable Loss Preamp Factor APos TPos Remark MHz dBuV/m dBuV/m dBuV dB/m dB dB cm deg 1 5051.18 52.33 74.00 -21.67 37.96 34.89 11.14 31.66 100 295 PEAK	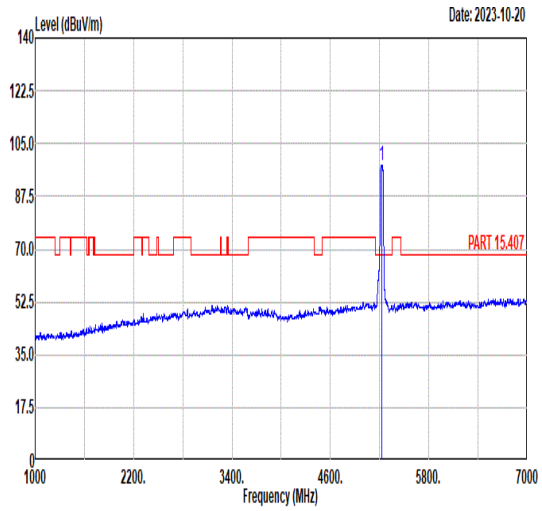 Freq Level Limit Line Margin (dB) Read Level Ant Factor Cable Loss Preamp Factor APos TPos Remark MHz dBuV/m dBuV/m dBuV dB/m dB dB cm deg 1 5230.00 97.59 ------ ------ 83.56 34.86 11.04 31.87 100 295 PEAK
Avg	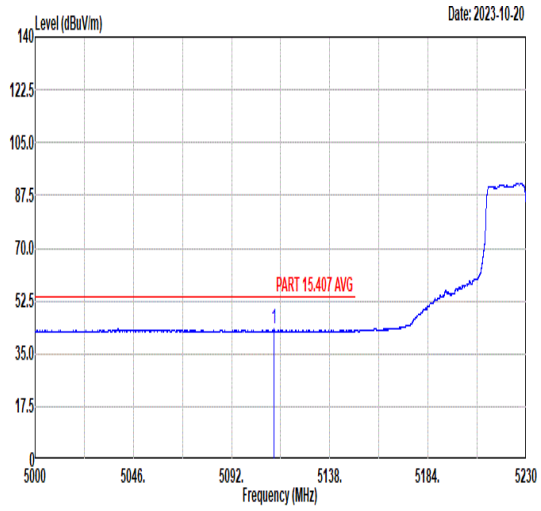 Freq Level Limit Line Margin (dB) Read Level Ant Factor Cable Loss Preamp Factor APos TPos Remark MHz dBuV/m dBuV/m dBuV dB/m dB dB cm deg 1 5111.90 43.22 54.00 -10.78 28.96 34.88 11.11 31.73 100 295 AVERAGE	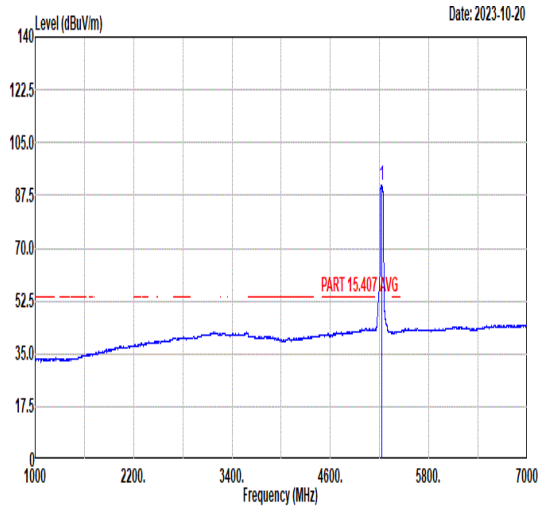 Freq Level Limit Line Margin (dB) Read Level Ant Factor Cable Loss Preamp Factor APos TPos Remark MHz dBuV/m dBuV/m dBuV dB/m dB dB cm deg 1 5230.00 90.73 ------ ------ 76.72 34.85 11.04 31.88 100 295 AVERAGE

Mode	20	
	Band Edge - R	
	U-NII-1_5.15-5.25_802.11ac VHT40_CH46_5230MHz	
ANT	3	
Pol.	Horizontal	Fundamental
Peak	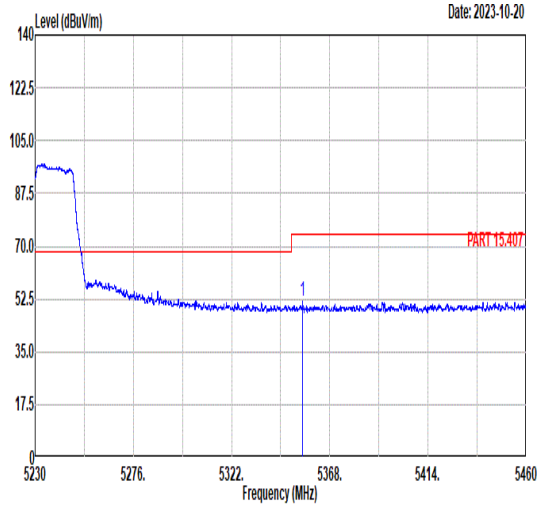 Freq Level Limit Line Margin (dB) Read Level Ant Factor Cable Loss Preamp Factor APos TPos Remark MHz dBuV/m dBuV/m dBuV dB/m dB dB cm deg 1 5355.26 51.84 74.00 -22.16 38.11 34.83 10.94 32.04 100 295 PEAK	Blank
Avg	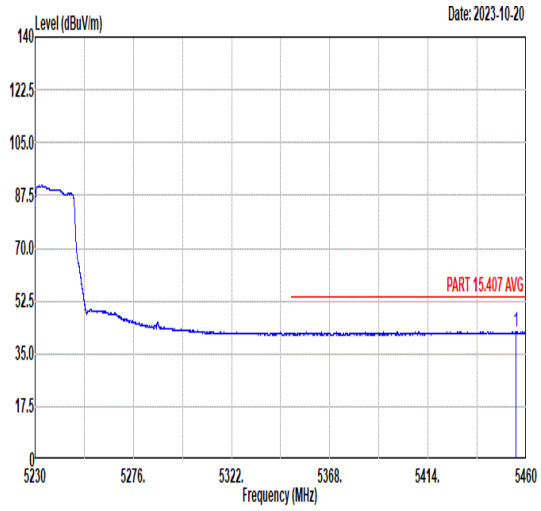 Freq Level Limit Line Margin (dB) Read Level Ant Factor Cable Loss Preamp Factor APos TPos Remark MHz dBuV/m dBuV/m dBuV dB/m dB dB cm deg 1 5455.06 42.46 54.00 -11.54 28.71 34.81 11.10 32.16 100 295 AVERAGE	Blank

Mode	20	
	Band Edge - L	
	U-NII-1_5.15-5.25_802.11ac VHT40_CH46_5230MHz	
ANT	3	
Pol.	Vertical	Fundamental
Peak	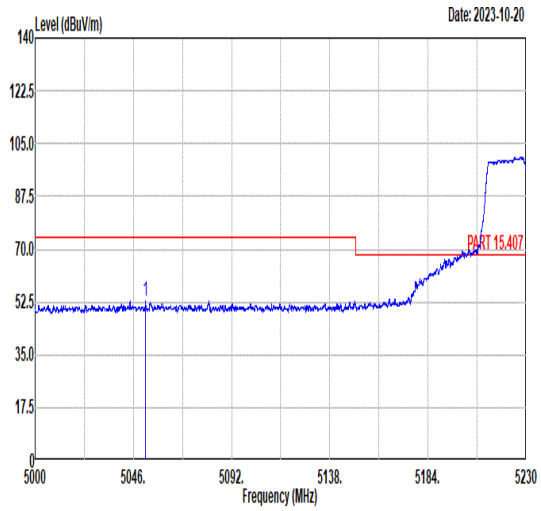 Freq Level Limit Line Margin (dB) Read Level Ant Factor Cable Loss Preamp Factor APos TPos Remark MHz dBuV/m dBuV/m dBuV dB/m dB dB cm deg 1 5051.64 52.85 74.00 -21.15 38.48 34.89 11.14 31.66 351 262 PEAK	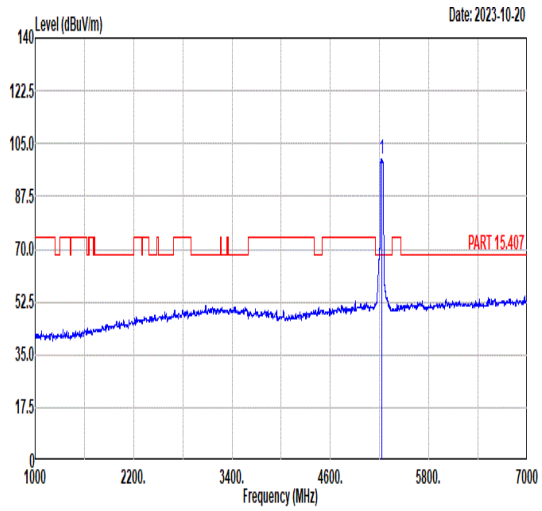 Freq Level Limit Line Margin (dB) Read Level Ant Factor Cable Loss Preamp Factor APos TPos Remark MHz dBuV/m dBuV/m dBuV dB/m dB dB cm deg 1 5230.00 99.64 ------ ------ 85.63 34.85 11.04 31.88 351 262 PEAK
Avg	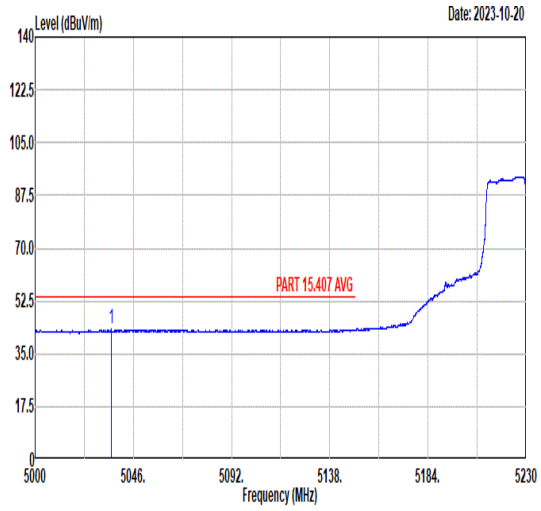 Freq Level Limit Line Margin (dB) Read Level Ant Factor Cable Loss Preamp Factor APos TPos Remark MHz dBuV/m dBuV/m dBuV dB/m dB dB cm deg 1 5035.56 43.11 54.00 -10.89 28.71 34.89 11.15 31.64 351 262 AVERAGE	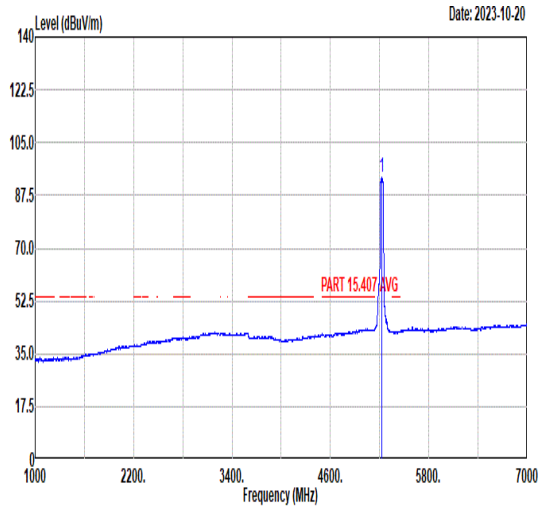 Freq Level Limit Line Margin (dB) Read Level Ant Factor Cable Loss Preamp Factor APos TPos Remark MHz dBuV/m dBuV/m dBuV dB/m dB dB cm deg 1 5230.00 93.31 ------ ------ 79.30 34.85 11.04 31.88 351 262 AVERAGE

Mode	20	
	Band Edge - R	
	U-NII-1_5.15-5.25_802.11ac VHT40_CH46_5230MHz	
ANT	3	
Pol.	Vertical	Fundamental
Peak	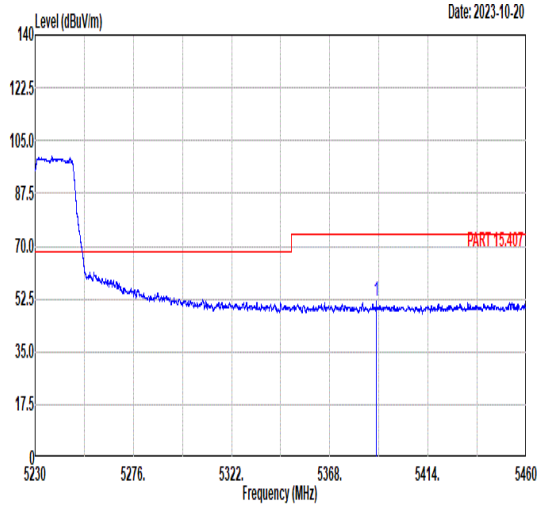 Freq Level Limit Line Margin (dB) Read Level Ant Factor Cable Loss Preamp Factor APos TPos Remark MHz dBuV/m dBuV/m dBuV dB/m dB dB cm deg 1 5389.76 51.68 74.00 -22.32 38.03 34.82 10.91 32.08 351 262 PEAK	Blank
Avg	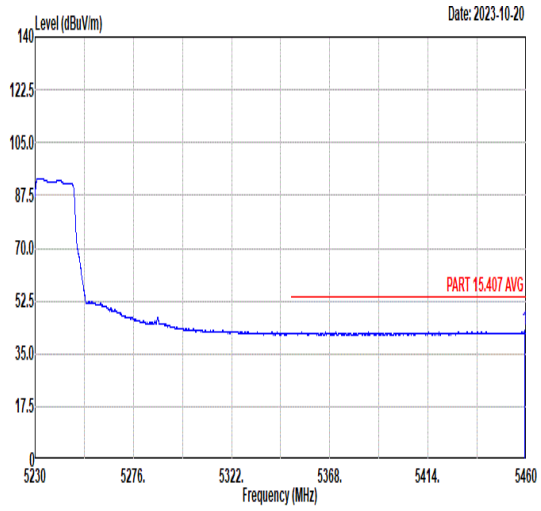 Freq Level Limit Line Margin (dB) Read Level Ant Factor Cable Loss Preamp Factor APos TPos Remark MHz dBuV/m dBuV/m dBuV dB/m dB dB cm deg 1 5459.22 42.55 54.00 -11.45 28.78 34.81 11.12 32.16 351 262 AVERAGE	Blank

Mode	21	
	Band Edge - L	
	U-NII-2A_5.25-5.35_802.11ac VHT40_CH54_5270MHz	
ANT	3	
Pol.	Horizontal	Fundamental
Peak	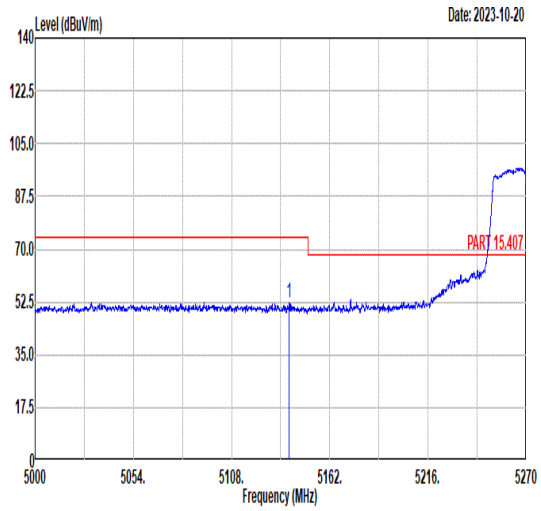 Freq Level Limit Line Margin (dB) Read Level Ant Factor Cable Loss Preamp Factor APos TPos Remark 1 5139.73 52.35 74.00 -21.65 38.16 34.87 11.09 31.77 100 295 PEAK	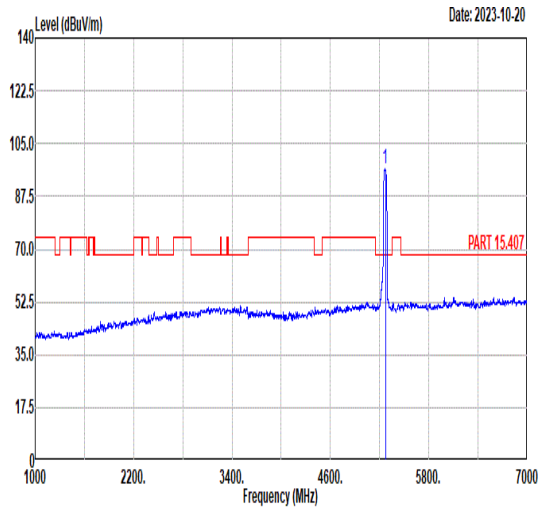 Freq Level Limit Line Margin (dB) Read Level Ant Factor Cable Loss Preamp Factor APos TPos Remark 1 5270.00 96.57 ------ ------ 82.63 34.85 11.01 31.92 100 295 PEAK
Avg	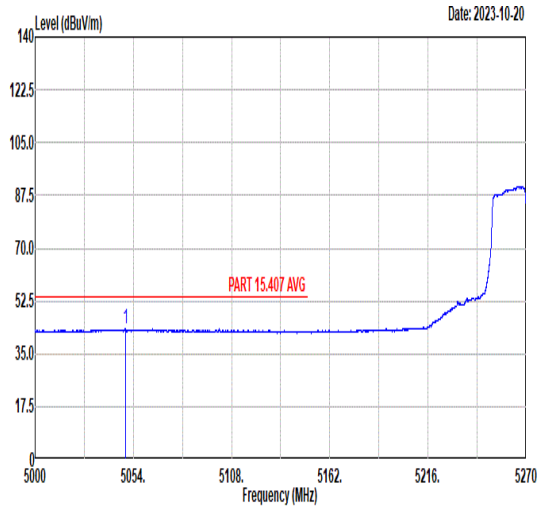 Freq Level Limit Line Margin (dB) Read Level Ant Factor Cable Loss Preamp Factor APos TPos Remark 1 5049.55 43.39 54.00 -10.61 29.02 34.87 11.14 31.66 100 295 AVERAGE	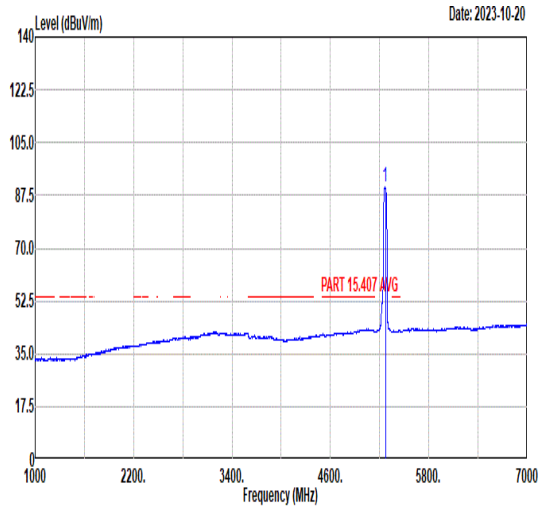 Freq Level Limit Line Margin (dB) Read Level Ant Factor Cable Loss Preamp Factor APos TPos Remark 1 5270.00 90.13 ------ ------ 76.19 34.85 11.01 31.92 100 295 AVERAGE

Mode	21	
	Band Edge - R	
	U-NII-2A_5.25-5.35_802.11ac VHT40_CH54_5270MHz	
ANT	3	
Pol.	Horizontal	Fundamental
Peak	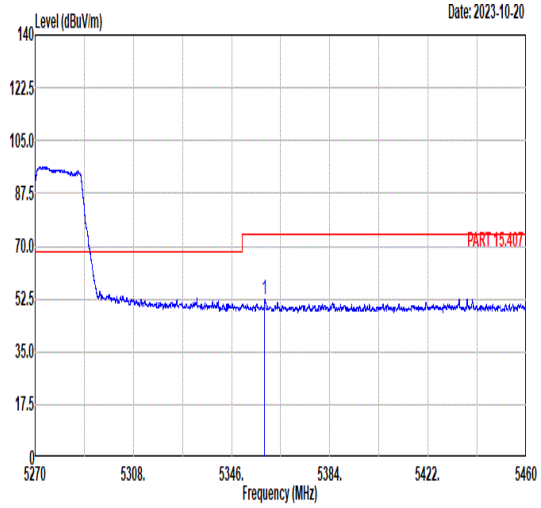 Freq Level Limit Line Margin (dB) Read Level Ant Factor Cable Loss Preamp Factor APos TPos Remark MHz dBuV/m dBuV/m dBuV dB/m dB dB cm deg 1 5358.84 52.38 74.00 -21.62 38.65 34.83 10.94 32.04 100 295 PEAK	Blank
Avg	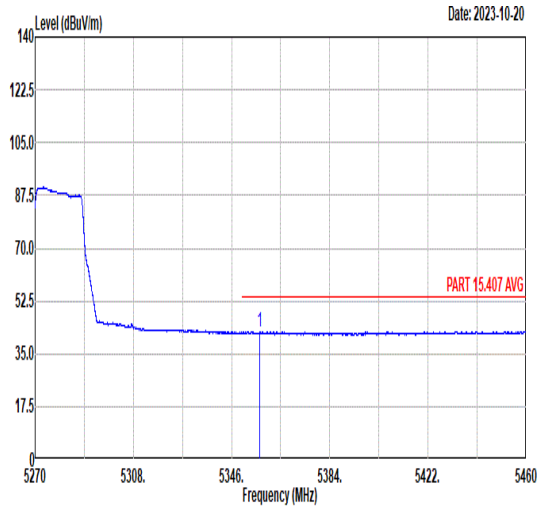 Freq Level Limit Line Margin (dB) Read Level Ant Factor Cable Loss Preamp Factor APos TPos Remark MHz dBuV/m dBuV/m dBuV dB/m dB dB cm deg 1 5356.93 42.42 54.00 -11.58 28.69 34.83 10.94 32.04 100 295 AVERAGE	Blank

Mode	21	
	Band Edge - L	
	U-NII-2A_5.25-5.35_802.11ac VHT40_CH54_5270MHz	
ANT	3	
Pol.	Vertical	Fundamental
Peak	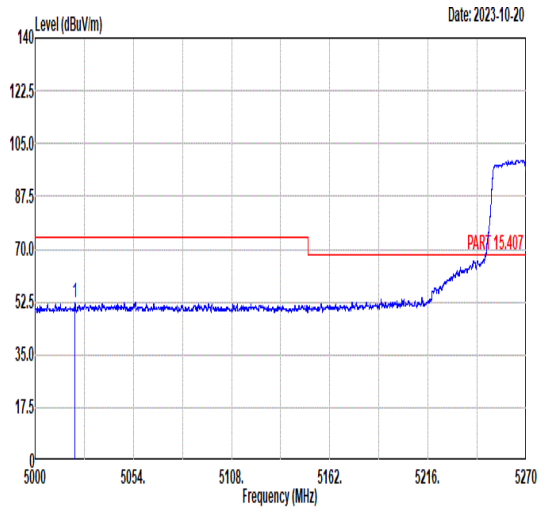 Freq Level Limit Line Margin (dB) Read Level Ant Factor Cable Loss Preamp Factor APos TPos Remark MHz dBuV/m dBuV/m dBuV dB/m dB dB cm deg 1 5021.76 52.50 74.00 -21.50 38.06 34.90 11.16 31.62 342 265 PEAK	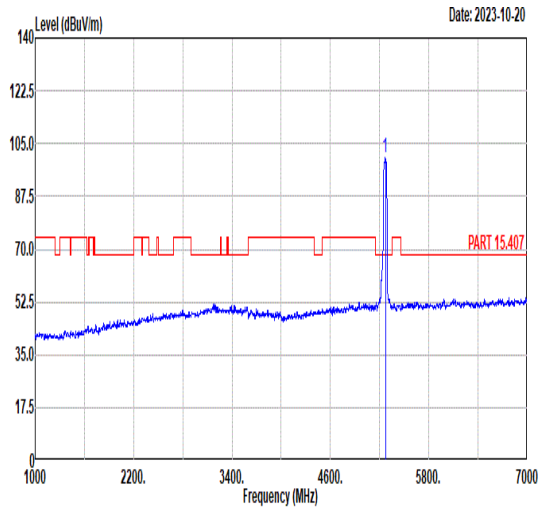 Freq Level Limit Line Margin (dB) Read Level Ant Factor Cable Loss Preamp Factor APos TPos Remark MHz dBuV/m dBuV/m dBuV dB/m dB dB cm deg 1 5270.00 100.21 ------ ------ 86.28 34.85 11.01 31.93 342 265 PEAK
Avg	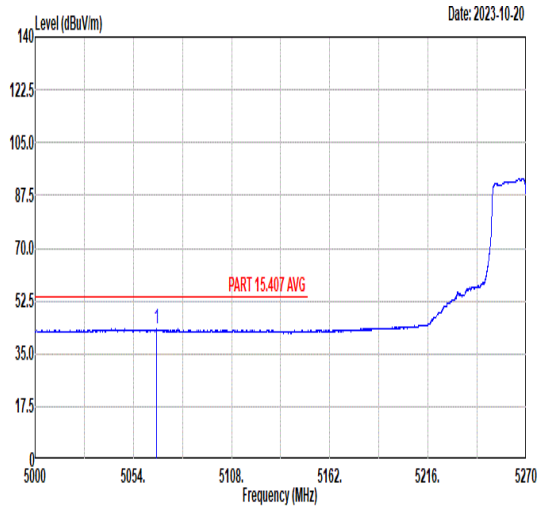 Freq Level Limit Line Margin (dB) Read Level Ant Factor Cable Loss Preamp Factor APos TPos Remark MHz dBuV/m dBuV/m dBuV dB/m dB dB cm deg 1 5066.85 43.25 54.00 -10.75 28.91 34.89 11.13 31.68 342 265 AVERAGE	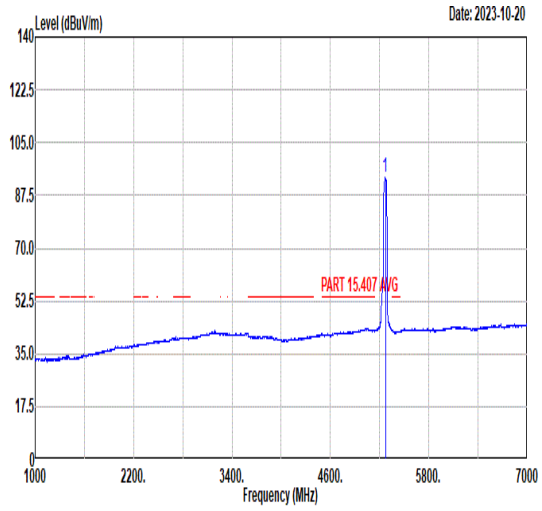 Freq Level Limit Line Margin (dB) Read Level Ant Factor Cable Loss Preamp Factor APos TPos Remark MHz dBuV/m dBuV/m dBuV dB/m dB dB cm deg 1 5270.00 93.31 ------ ------ 79.38 34.85 11.01 31.93 342 265 AVERAGE

Mode	21	
	Band Edge - R	
	U-NII-2A_5.25-5.35_802.11ac VHT40_CH54_5270MHz	
ANT	3	
Pol.	Vertical	Fundamental
Peak	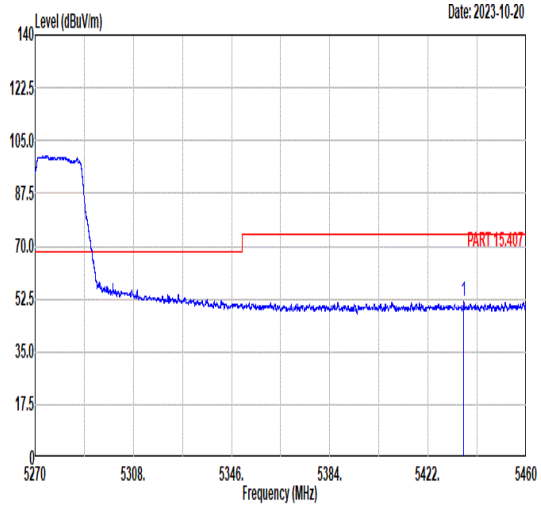 Freq Level Limit Line Margin (dB) Read Level Ant Factor Cable Loss Preamp Factor APos TPos Remark MHz dBuV/m dBuV/m dBuV dB/m dB dB cm deg 1 5435.79 51.59 74.00 -22.41 37.90 34.81 11.02 32.14 342 265 PEAK	Blank
Avg	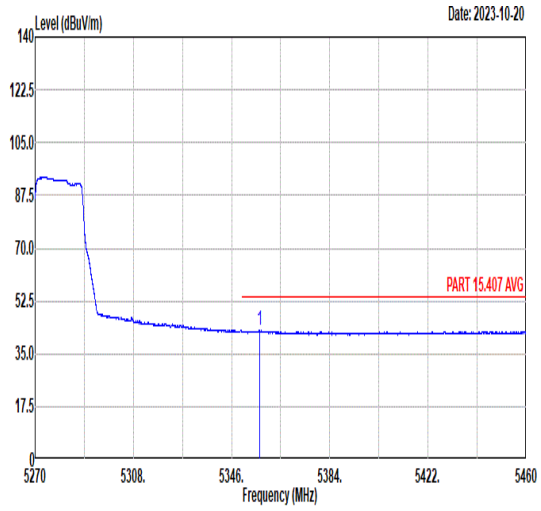 Freq Level Limit Line Margin (dB) Read Level Ant Factor Cable Loss Preamp Factor APos TPos Remark MHz dBuV/m dBuV/m dBuV dB/m dB dB cm deg 1 5356.75 42.71 54.00 -11.29 28.98 34.83 10.94 32.04 342 265 AVERAGE	Blank

Mode	22	
	Band Edge - L	
	U-NII-2A_5.25-5.35_802.11ac VHT40_CH62_5310MHz	
ANT	3	
Pol.	Horizontal	Fundamental
Peak	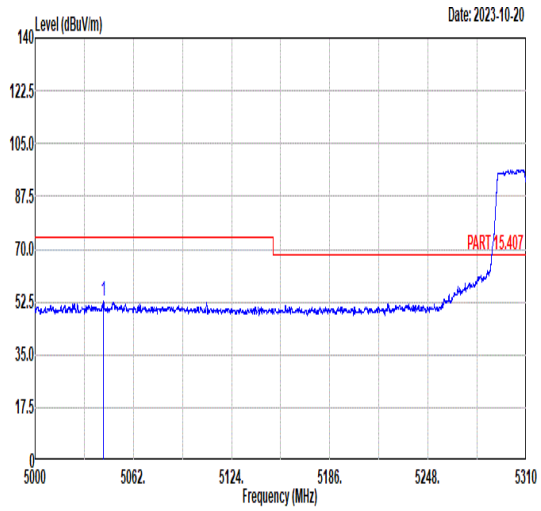 Freq Level Limit Line Margin (dB) Read Level Ant Factor Cable Loss Preamp Factor APos TPos Remark MHz dBuV/m dBuV/m dBuV dB/m dB dB cm deg 1 5043.25 52.88 74.00 -21.12 38.49 34.89 11.15 31.65 234 296 PEAK	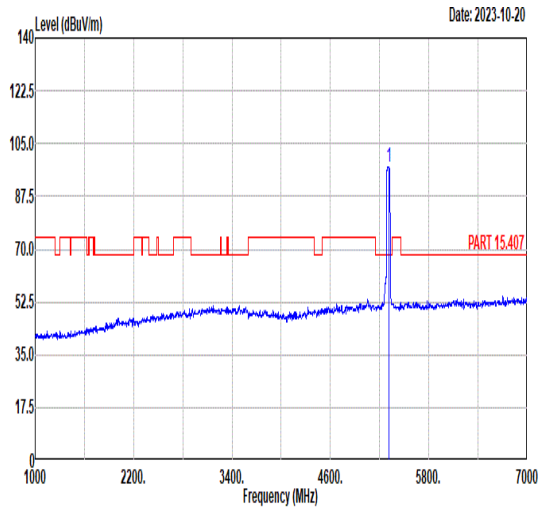 Freq Level Limit Line Margin (dB) Read Level Ant Factor Cable Loss Preamp Factor APos TPos Remark MHz dBuV/m dBuV/m dBuV dB/m dB dB cm deg 1 5310.00 97.13 ------ ------ 83.31 34.84 10.97 31.99 234 296 PEAK
Avg	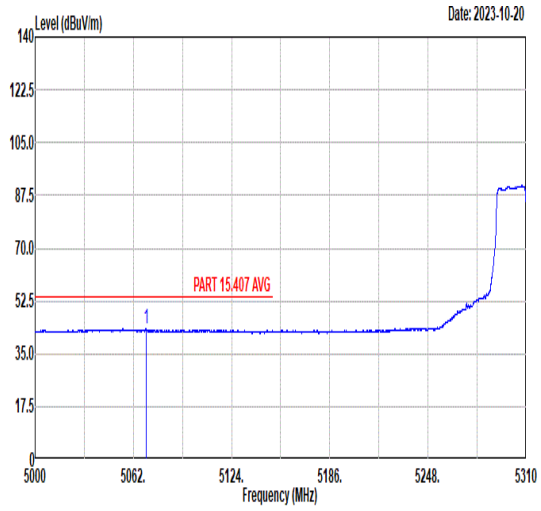 Freq Level Limit Line Margin (dB) Read Level Ant Factor Cable Loss Preamp Factor APos TPos Remark MHz dBuV/m dBuV/m dBuV dB/m dB dB cm deg 1 5069.94 43.49 54.00 -10.51 29.15 34.89 11.13 31.68 234 296 AVERAGE	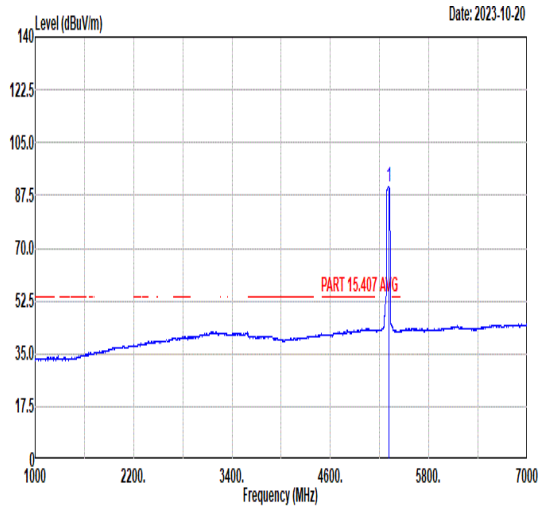 Freq Level Limit Line Margin (dB) Read Level Ant Factor Cable Loss Preamp Factor APos TPos Remark MHz dBuV/m dBuV/m dBuV dB/m dB dB cm deg 1 5310.00 90.46 ------ ------ 76.63 34.84 10.97 31.98 234 296 AVERAGE

Mode	22	
	Band Edge - R	
	U-NII-2A_5.25-5.35_802.11ac VHT40_CH62_5310MHz	
ANT	3	
Pol.	Horizontal	Fundamental
Peak	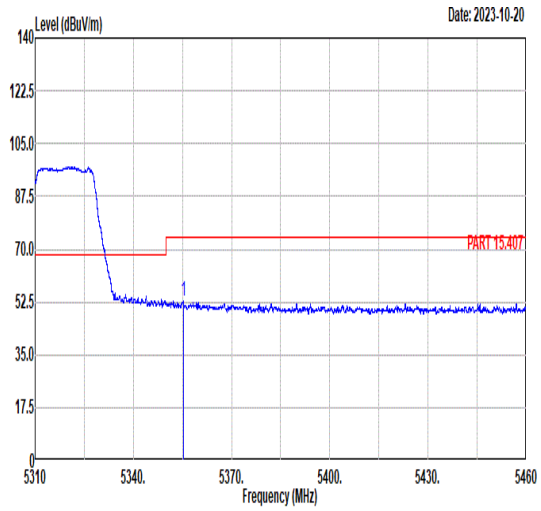 Freq Level Limit Line Margin (dB) Read Level Ant Factor Cable Loss Preamp Factor APos TPos Remark MHz dBuV/m dBuV/m dBuV dB/m dB dB cm deg 1 5355.23 52.77 74.00 -21.23 39.04 34.83 10.94 32.04 234 296 PEAK	Blank
Avg	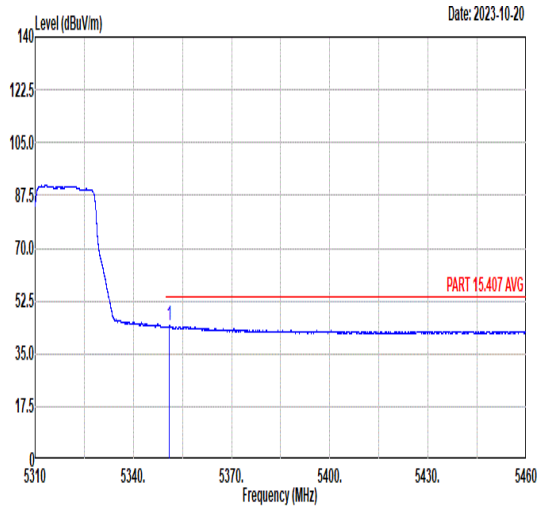 Freq Level Limit Line Margin (dB) Read Level Ant Factor Cable Loss Preamp Factor APos TPos Remark MHz dBuV/m dBuV/m dBuV dB/m dB dB cm deg 1 5351.04 44.31 54.00 -9.69 30.57 34.83 10.94 32.03 234 296 AVERAGE	Blank

Mode	22	
	Band Edge - L	
	U-NII-2A_5.25-5.35_802.11ac VHT40_CH62_5310MHz	
ANT	3	
Pol.	Vertical	Fundamental
Peak	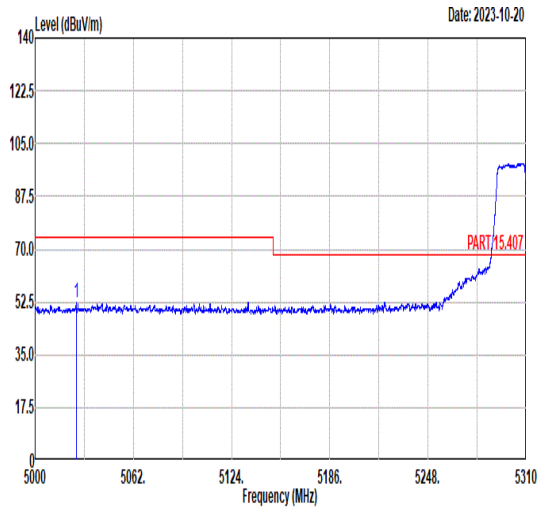 Freq Level Limit Line Margin (dB) Read Level Ant Factor Cable Loss Preamp Factor APos TPos Remark 1 5025.89 52.24 74.00 -21.76 37.83 34.89 11.15 31.63 322 267 PEAK	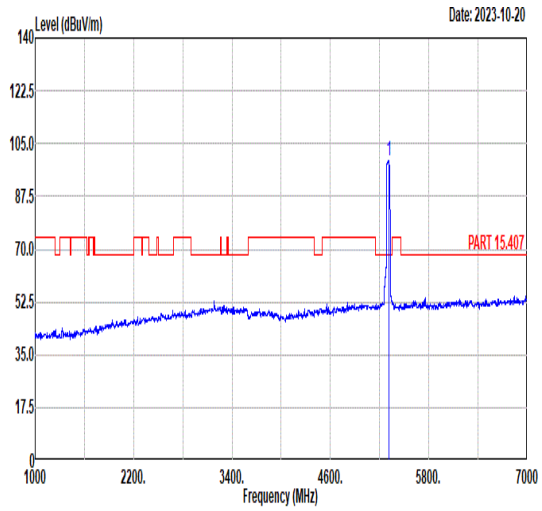 Freq Level Limit Line Margin (dB) Read Level Ant Factor Cable Loss Preamp Factor APos TPos Remark 1 5310.00 99.32 ------ ------ 85.49 34.84 10.97 31.98 322 267 PEAK
Avg	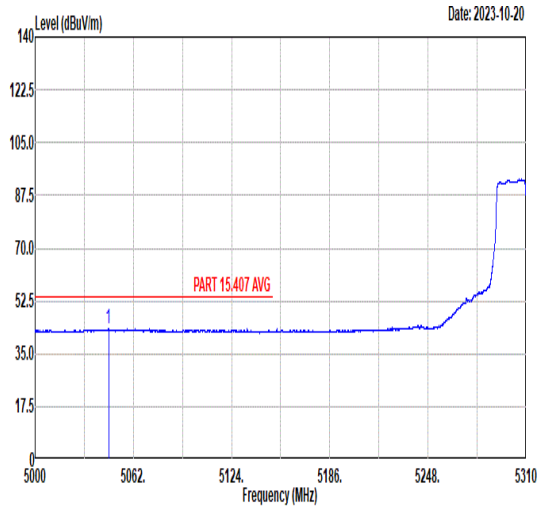 Freq Level Limit Line Margin (dB) Read Level Ant Factor Cable Loss Preamp Factor APos TPos Remark 1 5046.35 43.18 54.00 -10.82 28.80 34.89 11.14 31.65 322 267 AVERAGE	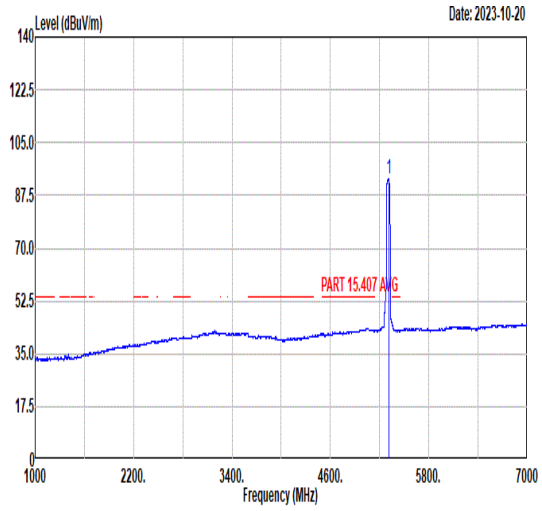 Freq Level Limit Line Margin (dB) Read Level Ant Factor Cable Loss Preamp Factor APos TPos Remark 1 5310.00 93.07 ------ ------ 79.24 34.84 10.97 31.98 322 267 AVERAGE

Mode	22	
	Band Edge - R	
	U-NII-2A_5.25-5.35_802.11ac VHT40_CH62_5310MHz	
ANT	3	
Pol.	Vertical	Fundamental
Peak	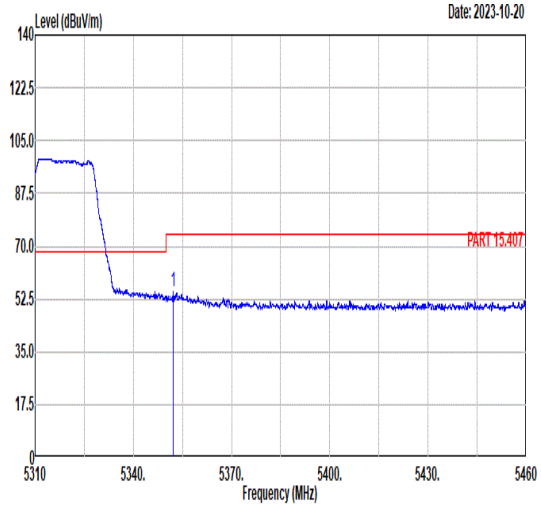 Freq Level Limit Line Margin (dB) Read Level Ant Factor Cable Loss Preamp Factor APos TPos Remark MHz dBuV/m dBuV/m dBuV dB/m dB dB cm deg 1 5352.23 54.74 74.00 -19.26 41.00 34.83 10.94 32.03 322 267 PEAK	Blank
Avg	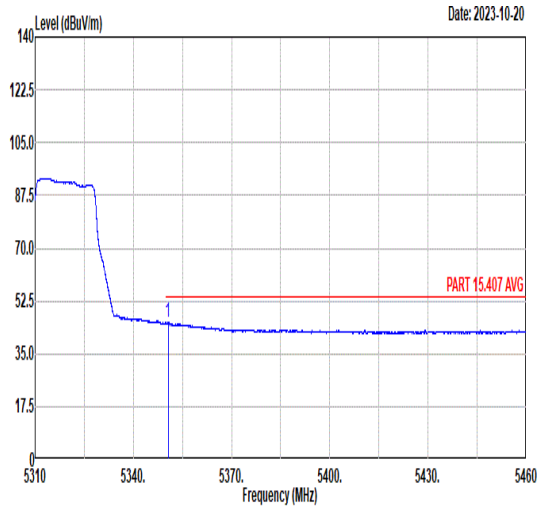 Freq Level Limit Line Margin (dB) Read Level Ant Factor Cable Loss Preamp Factor APos TPos Remark MHz dBuV/m dBuV/m dBuV dB/m dB dB cm deg 1 5350.59 45.29 54.00 -8.71 31.55 34.83 10.94 32.03 322 267 AVERAGE	Blank

Mode	23
	Band Edge - L
	U-NII-2C_5.47-5.725_802.11ac VHT40_CH102_5510MHz
ANT	3

Pol.	Horizontal	Fundamental
Peak	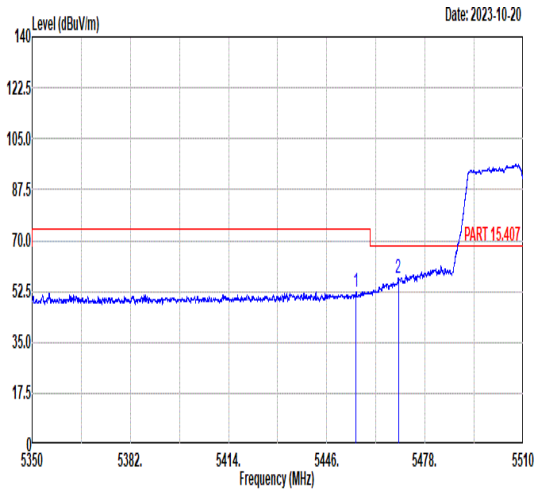 Freq Level Limit Line Margin (dB) Read Level Ant Factor Cable Loss Preamp Factor APos TPos Remark 1 5455.52 52.45 74.00 -21.55 38.70 34.81 11.10 32.16 224 294 PEAK 2 5469.30 56.98 68.30 -11.32 43.19 34.81 11.16 32.18 224 294 PEAK	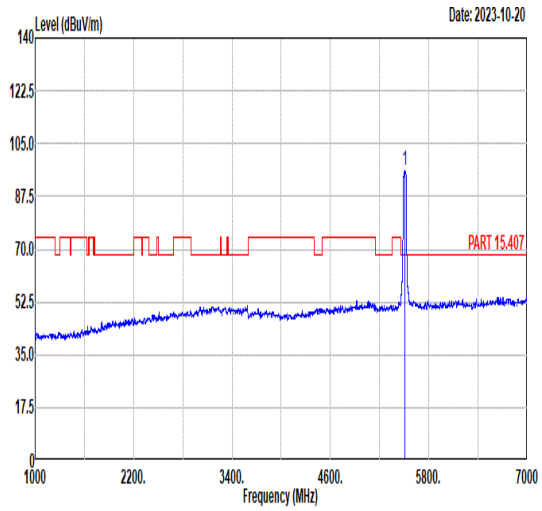 Freq Level Limit Line Margin (dB) Read Level Ant Factor Cable Loss Preamp Factor APos TPos Remark 1 5510.00 96.13 ------ ------ 82.22 34.81 11.32 32.22 224 293 PEAK
Avg	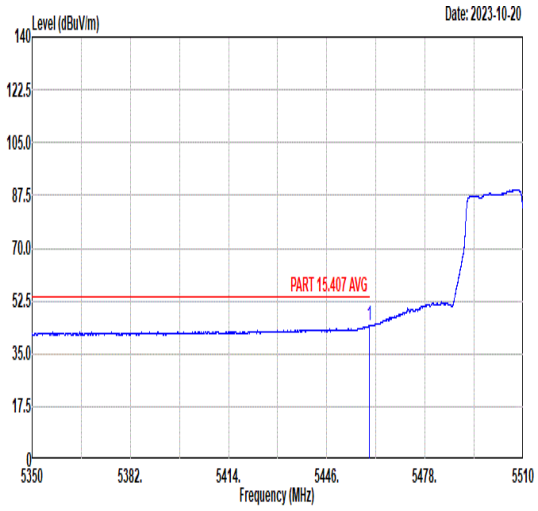 Freq Level Limit Line Margin (dB) Read Level Ant Factor Cable Loss Preamp Factor APos TPos Remark 1 5459.84 44.61 54.00 -9.39 30.85 34.81 11.12 32.17 224 293 AVERAGE	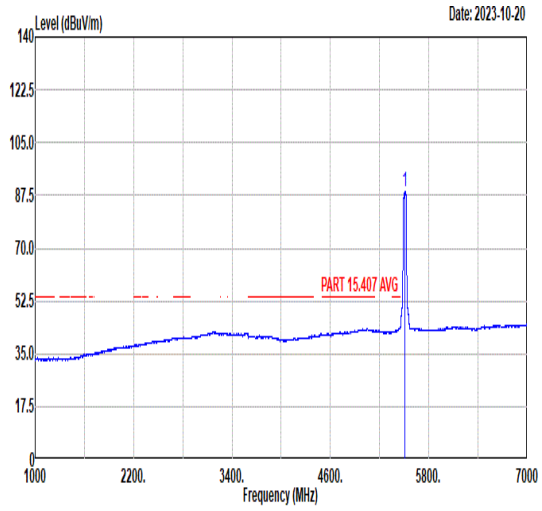 Freq Level Limit Line Margin (dB) Read Level Ant Factor Cable Loss Preamp Factor APos TPos Remark 1 5510.00 88.76 ------ ------ 74.85 34.81 11.32 32.22 224 293 AVERAGE

Mode	23	
	Band Edge - R	
	U-NII-2C_5.47-5.725_802.11ac VHT40_CH102_5510MHz	
ANT	3	
Pol.	Horizontal	Fundamental
Peak	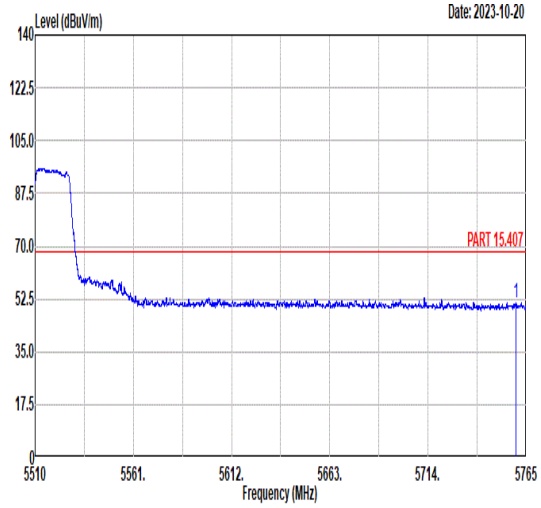 Freq Level Limit Line Margin (dB) Read Level Ant Factor Cable Loss Preamp Factor APos TPos Remark MHz dBuV/m dBuV/m dBuV dB/m dB dB cm deg 1 5759.77 51.26 68.30 -17.04 36.87 35.16 11.64 32.41 224 293 PEAK	Blank

Mode	23	
	Band Edge - L	
	U-NII-2C_5.47-5.725_802.11ac VHT40_CH102_5510MHz	
ANT	3	
Pol.	Vertical	Fundamental
Peak	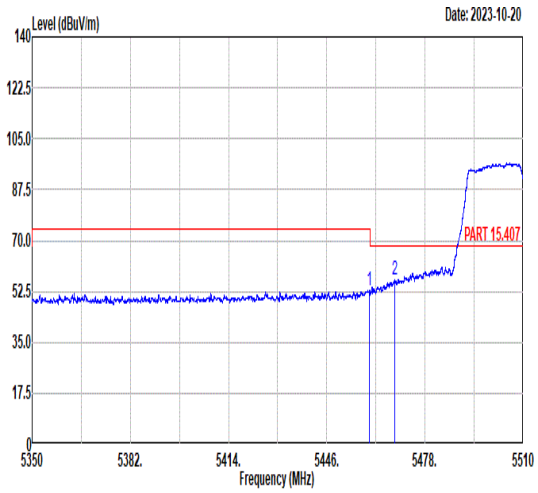 Freq Level Limit Line Margin (dB) Read Level Ant Factor Cable Loss Preamp Factor APos TPos Remark 1 5459.84 52.66 74.00 -21.34 38.90 34.81 11.12 32.17 315 267 PEAK 2 5468.18 56.39 68.30 -11.91 42.61 34.81 11.15 32.18 315 267 PEAK	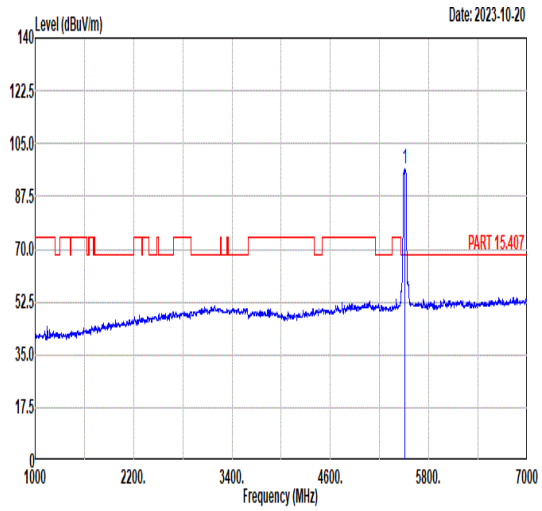 Freq Level Limit Line Margin (dB) Read Level Ant Factor Cable Loss Preamp Factor APos TPos Remark 1 5510.00 96.47 ------ ------ 82.56 34.81 11.32 32.22 315 267 PEAK
Avg	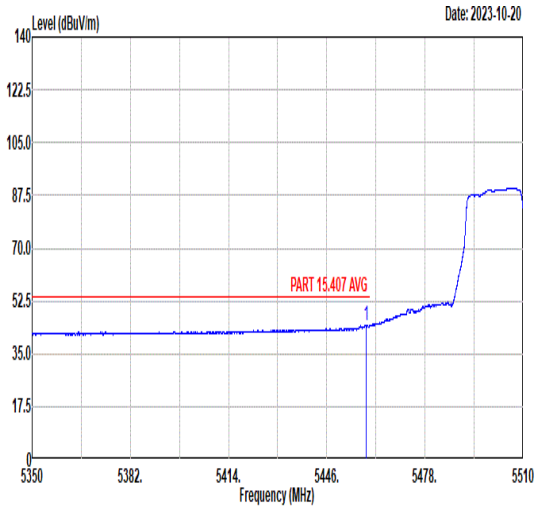 Freq Level Limit Line Margin (dB) Read Level Ant Factor Cable Loss Preamp Factor APos TPos Remark 1 5458.72 44.50 54.00 -9.50 30.74 34.81 11.11 32.16 315 267 AVERAGE	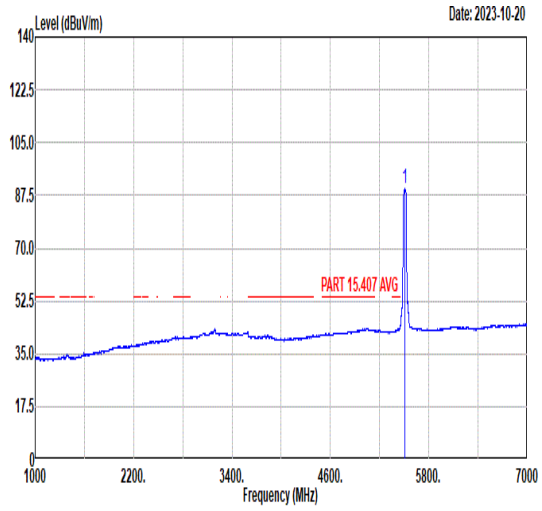 Freq Level Limit Line Margin (dB) Read Level Ant Factor Cable Loss Preamp Factor APos TPos Remark 1 5510.00 89.74 ------ ------ 75.83 34.81 11.32 32.22 315 267 AVERAGE

Mode	23	
	Band Edge - R	
	U-NII-2C_5.47-5.725_802.11ac VHT40_CH102_5510MHz	
ANT	3	
Pol.	Vertical	Fundamental
Peak	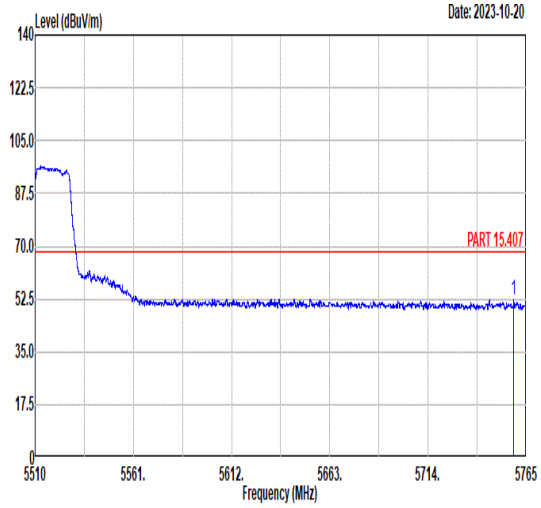 Freq Level Limit Line Margin (dB) Read Level Ant Factor Cable Loss Preamp Factor APos TPos Remark MHz dBuV/m dBuV/m dBuV dB/m dB dB cm deg 1 5758.50 52.56 68.30 -15.74 38.17 35.16 11.64 32.41 315 267 PEAK	Blank

Mode	24	
	Band Edge - L	
	U-NII-2C_5.47-5.725_802.11ac VHT40_CH134_5670MHz	
ANT	3	
Pol.	Horizontal	Fundamental
Peak	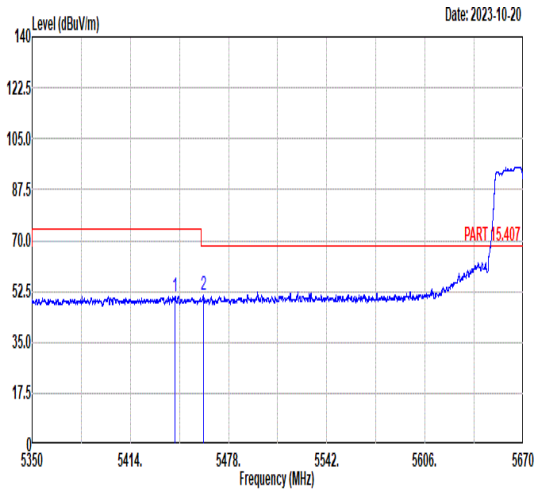 Freq Level Limit Line Margin (dB) Read Level Ant Factor Cable Loss Preamp Factor APos TPos Remark MHz dBuV/m dBuV/m dBuV dB/m dB dB cm deg 1 5442.96 50.81 74.00 -23.19 37.09 34.81 11.05 32.14 225 299 PEAK 2 5461.84 51.04 68.30 -17.26 37.27 34.81 11.13 32.17 225 299 PEAK	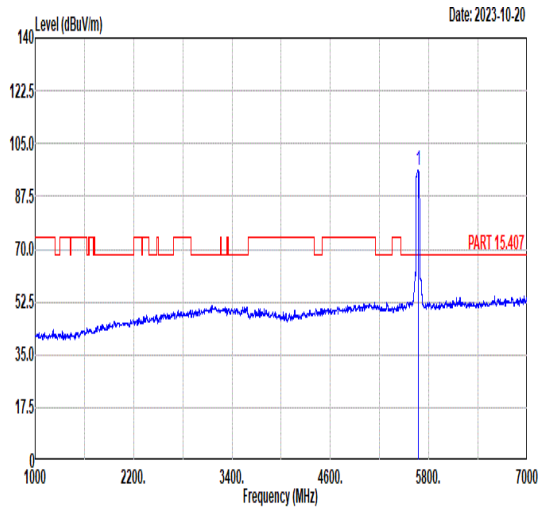 Freq Level Limit Line Margin (dB) Read Level Ant Factor Cable Loss Preamp Factor APos TPos Remark MHz dBuV/m dBuV/m dBuV dB/m dB dB cm deg 1 5670.00 96.33 ------ ------ 81.95 35.04 11.68 32.34 225 299 PEAK
Avg	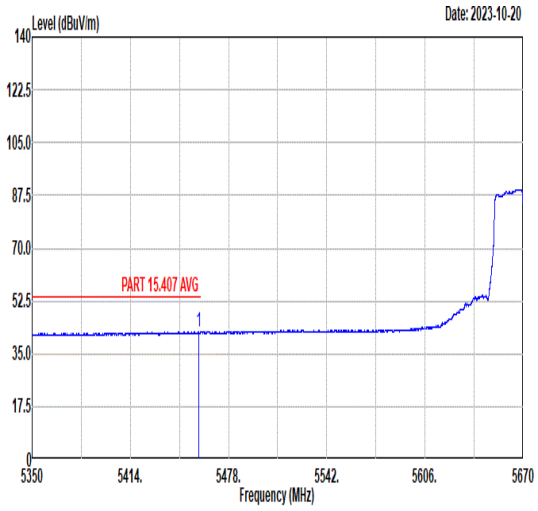 Freq Level Limit Line Margin (dB) Read Level Ant Factor Cable Loss Preamp Factor APos TPos Remark MHz dBuV/m dBuV/m dBuV dB/m dB dB cm deg 1 5458.35 42.39 54.00 -11.61 28.63 34.81 11.11 32.16 225 299 AVERAGE	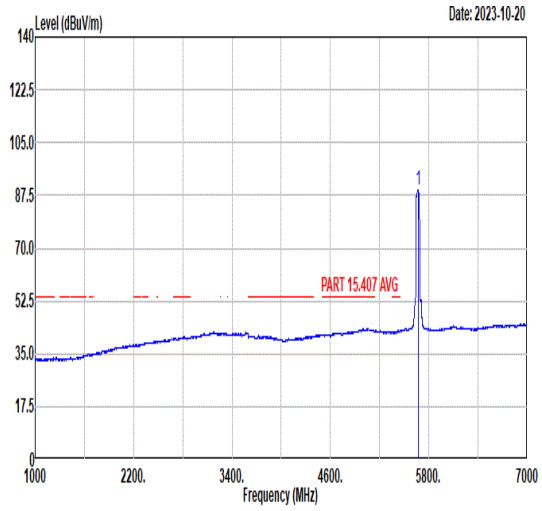 Freq Level Limit Line Margin (dB) Read Level Ant Factor Cable Loss Preamp Factor APos TPos Remark MHz dBuV/m dBuV/m dBuV dB/m dB dB cm deg 1 5670.00 89.23 ------ ------ 74.85 35.04 11.68 32.34 225 299 AVERAGE

Mode	24	
	Band Edge - R	
	U-NII-2C_5.47-5.725_802.11ac VHT40_CH134_5670MHz	
ANT	3	
Pol.	Horizontal	Fundamental
Peak	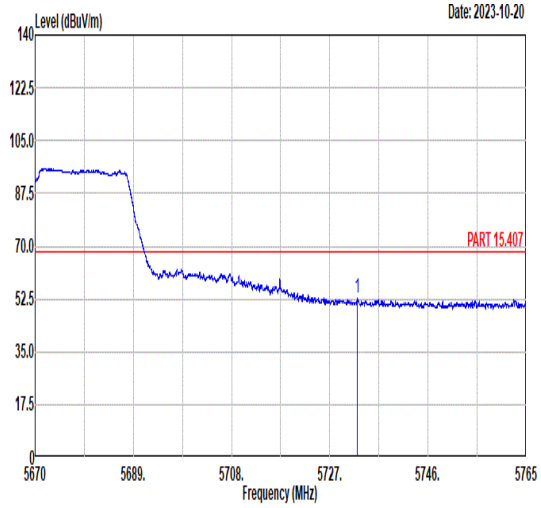 Freq Level Limit Line Margin (dB) Read Level Ant Factor Cable Loss Preamp Factor APos TPos Remark MHz dBuV/m dBuV/m dBuV dB/m dB dB cm deg 1 5732.37 52.82 68.30 -15.48 38.43 35.13 11.65 32.39 225 299 PEAK	Blank

Mode	24	
	Band Edge - L	
	U-NII-2C_5.47-5.725_802.11ac VHT40_CH134_5670MHz	
ANT	3	
Pol.	Vertical	Fundamental
Peak	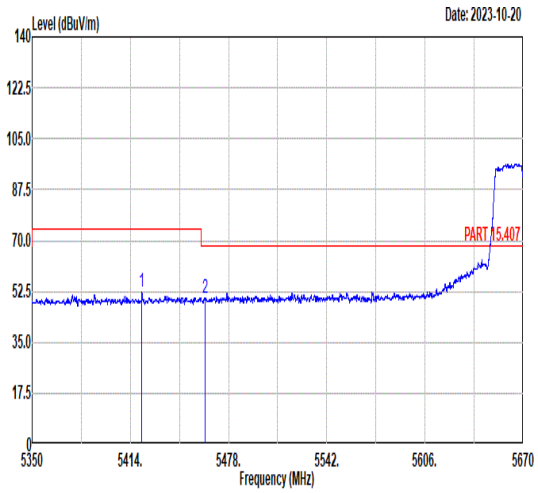 Freq Level Limit Line Margin (dB) Read Level Ant Factor Cable Loss Preamp Factor APos TPos Remark 1 5421.52 52.46 74.00 -21.54 38.80 34.82 10.96 32.12 317 266 PEAK 2 5462.51 50.32 68.30 -17.98 36.55 34.81 11.13 32.17 317 266 PEAK	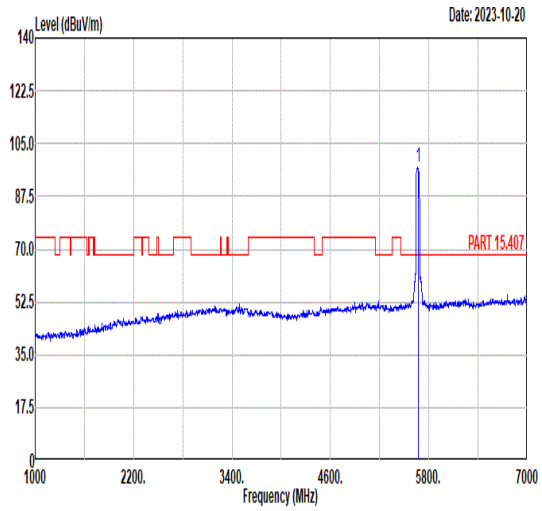 Freq Level Limit Line Margin (dB) Read Level Ant Factor Cable Loss Preamp Factor APos TPos Remark 1 5670.00 97.01 ------ ------ 82.64 35.03 11.68 32.34 317 266 PEAK
Avg	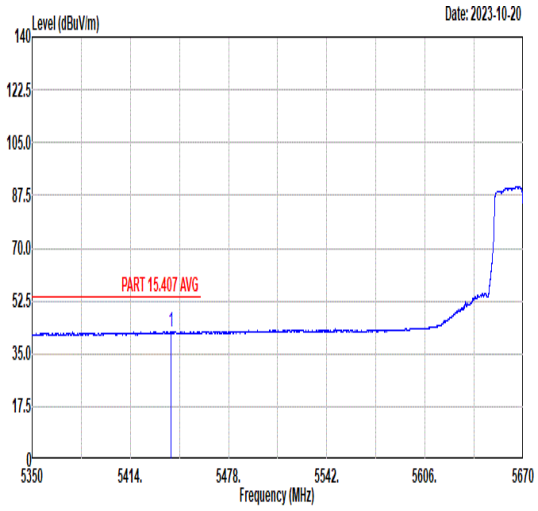 Freq Level Limit Line Margin (dB) Read Level Ant Factor Cable Loss Preamp Factor APos TPos Remark 1 5440.72 42.37 54.00 -11.63 28.66 34.81 11.04 32.14 317 266 AVERAGE	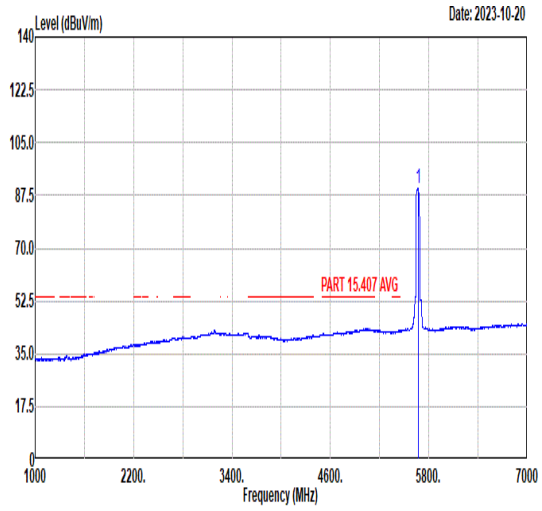 Freq Level Limit Line Margin (dB) Read Level Ant Factor Cable Loss Preamp Factor APos TPos Remark 1 5670.00 89.77 ------ ------ 75.40 35.03 11.68 32.34 317 266 AVERAGE

Mode	24	
	Band Edge - R	
	U-NII-2C_5.47-5.725_802.11ac VHT40_CH134_5670MHz	
ANT	3	
Pol.	Vertical	Fundamental
Peak	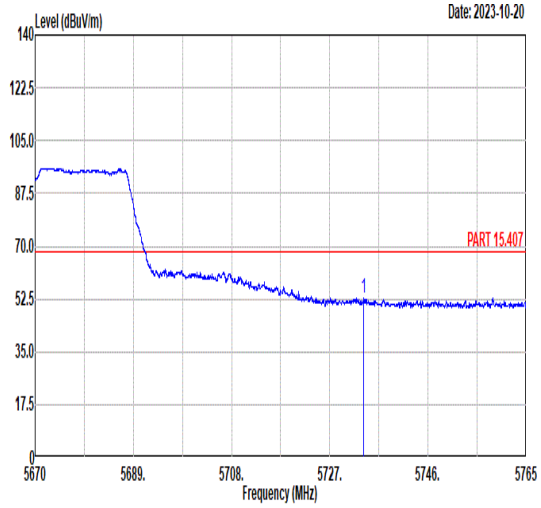 Freq Level Limit Line Margin (dB) Read Level Ant Factor Cable Loss Preamp Factor APos TPos Remark MHz dBuV/m dBuV/m dBuV dB/m dB dB cm deg 1 5733.52 52.79 68.30 -15.51 38.40 35.13 11.65 32.39 317 266 PEAK	Blank

Mode	25	
	Band Edge - L	
	U-NII-1_5.15-5.25_802.11ac VHT80_CH42_5210MHz	
ANT	3	
Pol.	Horizontal	Fundamental
Peak	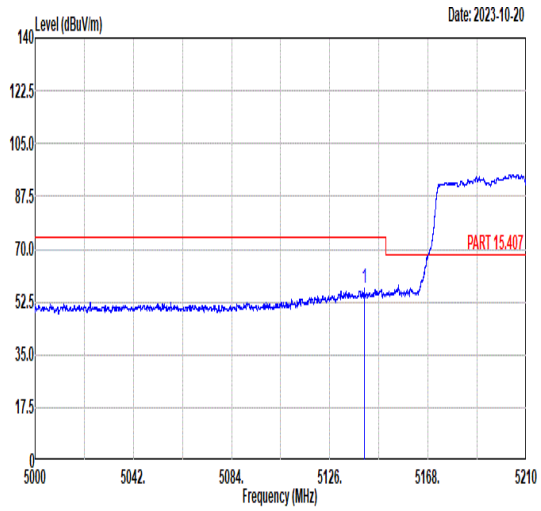 Freq Level Limit Line Margin (dB) Read Level Ant Factor Cable Loss Preamp Factor APos TPos Remark 1 5140.81 56.95 74.00 -17.05 42.76 34.87 11.09 31.77 229 295 PEAK	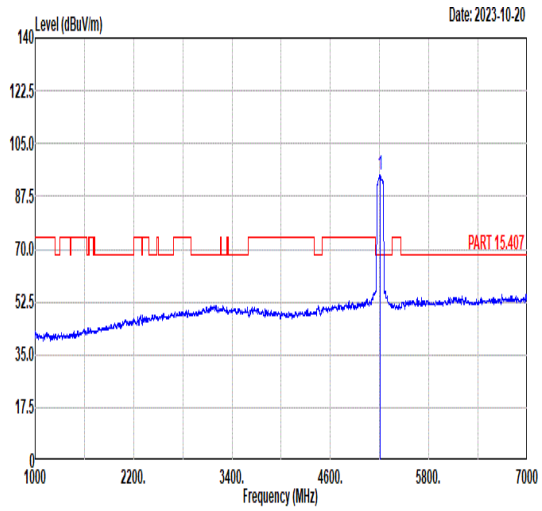 Freq Level Limit Line Margin (dB) Read Level Ant Factor Cable Loss Preamp Factor APos TPos Remark 1 5210.00 94.50 ------ ------ 80.44 34.86 11.05 31.85 229 295 PEAK
Avg	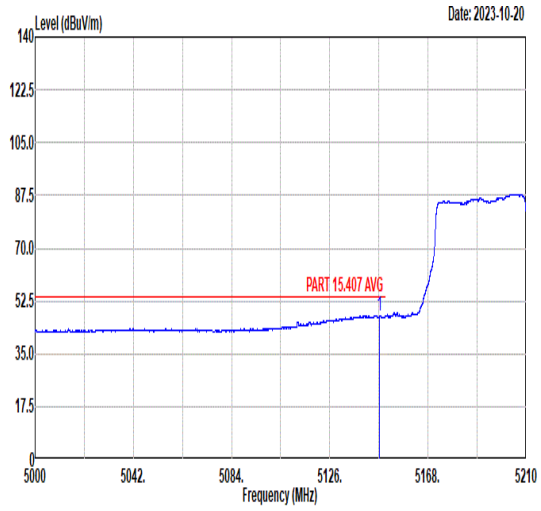 Freq Level Limit Line Margin (dB) Read Level Ant Factor Cable Loss Preamp Factor APos TPos Remark 1 5147.34 47.66 54.00 -6.34 33.48 34.87 11.09 31.78 229 295 AVERAGE	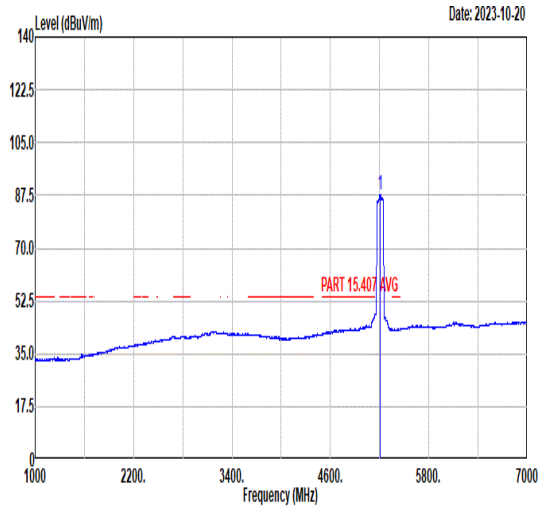 Freq Level Limit Line Margin (dB) Read Level Ant Factor Cable Loss Preamp Factor APos TPos Remark 1 5210.00 87.81 ------ ------ 73.75 34.86 11.05 31.85 229 295 AVERAGE

Mode	25	
	Band Edge - R	
	U-NII-1_5.15-5.25_802.11ac VHT80_CH42_5210MHz	
ANT	3	
Pol.	Horizontal	Fundamental
Peak	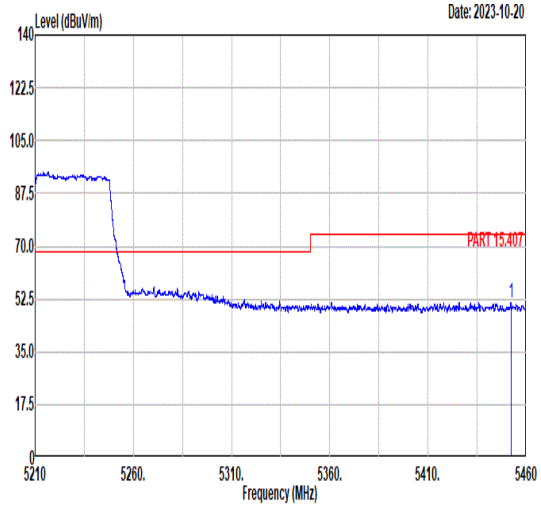 Freq Level Limit Line Margin (dB) Read Level Ant Factor Cable Loss Preamp Factor APos TPos Remark MHz dBuV/m dBuV/m dBuV dB/m dB dB cm deg 1 5452.15 51.36 74.00 -22.64 37.62 34.81 11.09 32.16 229 295 PEAK	Blank
Avg	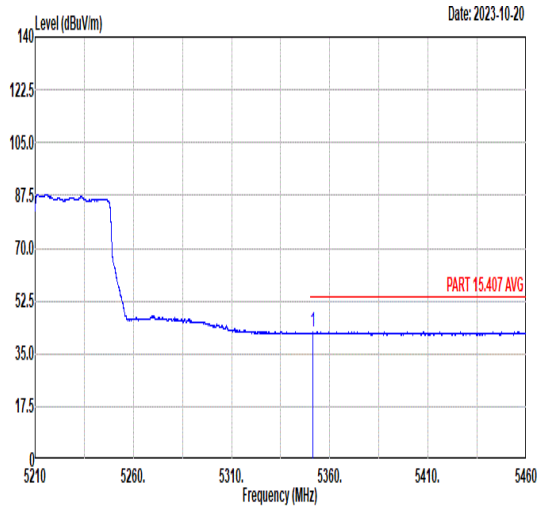 Freq Level Limit Line Margin (dB) Read Level Ant Factor Cable Loss Preamp Factor APos TPos Remark MHz dBuV/m dBuV/m dBuV dB/m dB dB cm deg 1 5351.38 42.20 54.00 -11.80 28.46 34.83 10.94 32.03 229 295 AVERAGE	Blank

Mode	25	
	Band Edge - L	
	U-NII-1_5.15-5.25_802.11ac VHT80_CH42_5210MHz	
ANT	3	
Pol.	Vertical	Fundamental
Peak	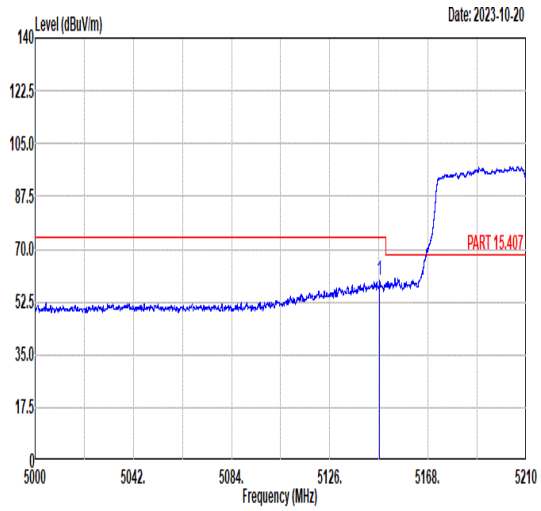 Freq Level Limit Line Margin (dB) Read Level Ant Factor Cable Loss Preamp Factor APos TPos Remark MHz dBuV/m dBuV/m dBuV dB/m dB dB cm deg 1 5147.34 59.75 74.00 -14.25 45.57 34.87 11.09 31.78 228 282 PEAK	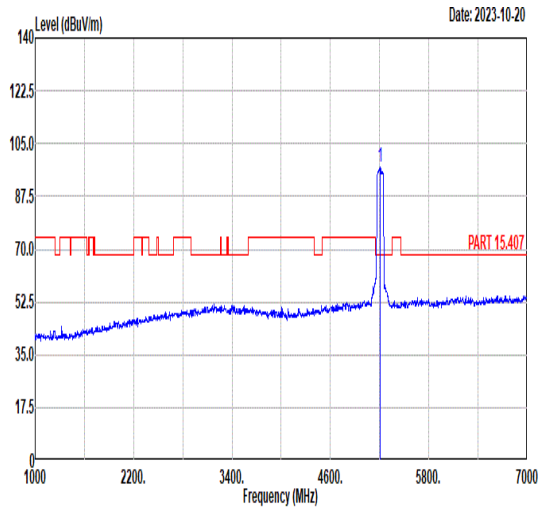 Freq Level Limit Line Margin (dB) Read Level Ant Factor Cable Loss Preamp Factor APos TPos Remark MHz dBuV/m dBuV/m dBuV dB/m dB dB cm deg 1 5210.00 97.04 ------ ------ 82.98 34.86 11.05 31.85 228 282 PEAK
Avg	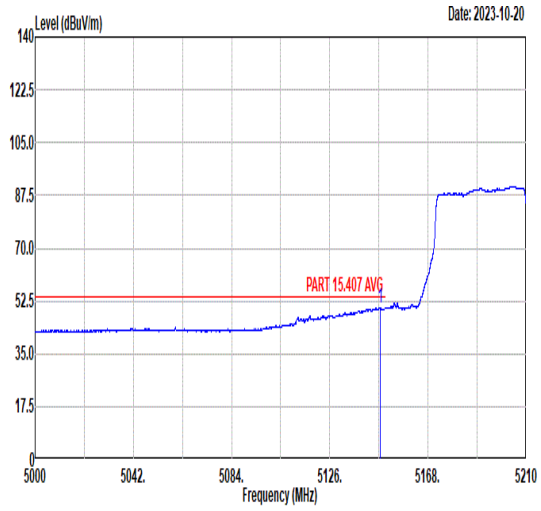 Freq Level Limit Line Margin (dB) Read Level Ant Factor Cable Loss Preamp Factor APos TPos Remark MHz dBuV/m dBuV/m dBuV dB/m dB dB cm deg 1 5147.55 50.25 54.00 -3.75 36.07 34.87 11.09 31.78 228 282 AVERAGE	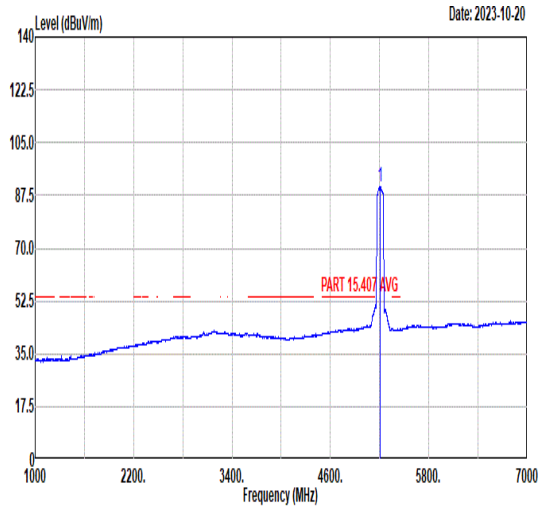 Freq Level Limit Line Margin (dB) Read Level Ant Factor Cable Loss Preamp Factor APos TPos Remark MHz dBuV/m dBuV/m dBuV dB/m dB dB cm deg 1 5210.00 90.20 ------ ------ 76.14 34.86 11.05 31.85 228 282 AVERAGE

Mode	25	
	Band Edge - R	
	U-NII-1_5.15-5.25_802.11ac VHT80_CH42_5210MHz	
ANT	3	
Pol.	Vertical	Fundamental
Peak	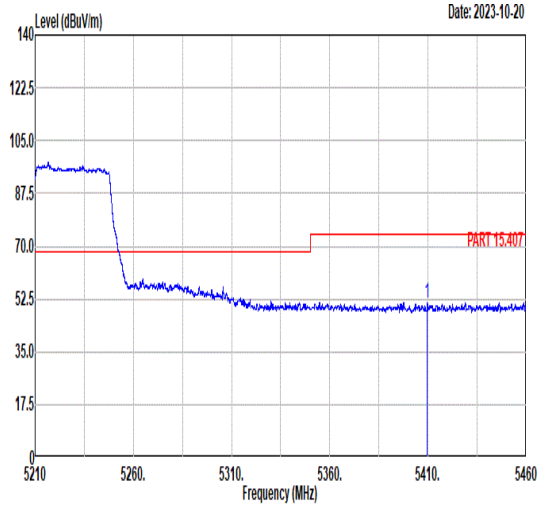 Freq Level Limit Line Margin (dB) Read Level Ant Factor Cable Loss Preamp Factor APos TPos Remark MHz dBuV/m dBuV/m dBuV dB/m dB dB cm deg 1 5409.65 51.49 74.00 -22.51 37.86 34.82 10.91 32.10 228 282 PEAK	Blank
Avg	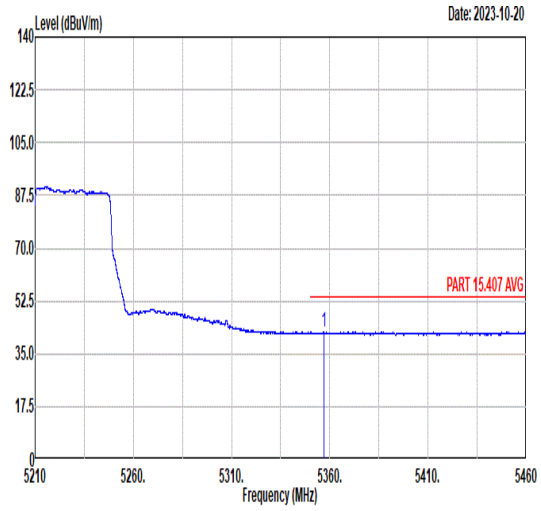 Freq Level Limit Line Margin (dB) Read Level Ant Factor Cable Loss Preamp Factor APos TPos Remark MHz dBuV/m dBuV/m dBuV dB/m dB dB cm deg 1 5356.88 42.22 54.00 -11.78 28.49 34.83 10.94 32.04 228 282 AVERAGE	Blank

Mode	26	
	Band Edge - L	
	U-NII-2A_5.25-5.35_802.11ac VHT80_CH58_5290MHz	
ANT	3	
Pol.	Horizontal	Fundamental
Peak	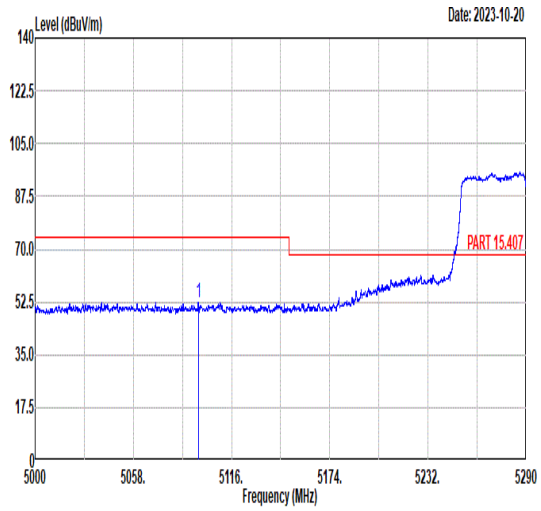 Freq Level Limit Line Margin (dB) Read Level Ant Factor Cable Loss Preamp Factor APos TPos Remark MHz dBuV/m dBuV/m dBuV dB/m dB dB cm deg 1 5096.43 52.22 74.00 -21.78 37.94 34.88 11.12 31.72 223 297 PEAK	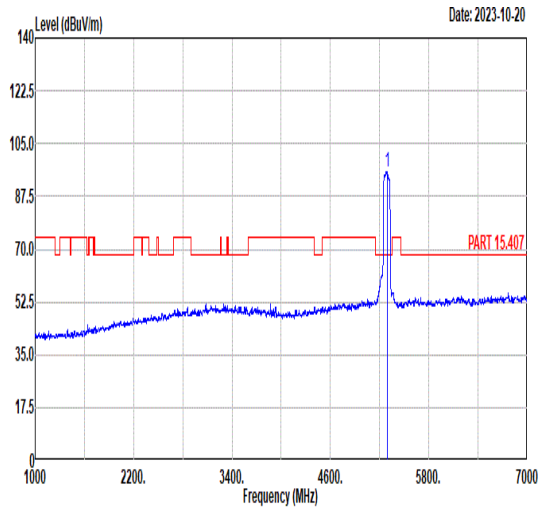 Freq Level Limit Line Margin (dB) Read Level Ant Factor Cable Loss Preamp Factor APos TPos Remark MHz dBuV/m dBuV/m dBuV dB/m dB dB cm deg 1 5290.00 95.86 ------ ------ 81.96 34.84 11.00 31.94 223 297 PEAK
Avg	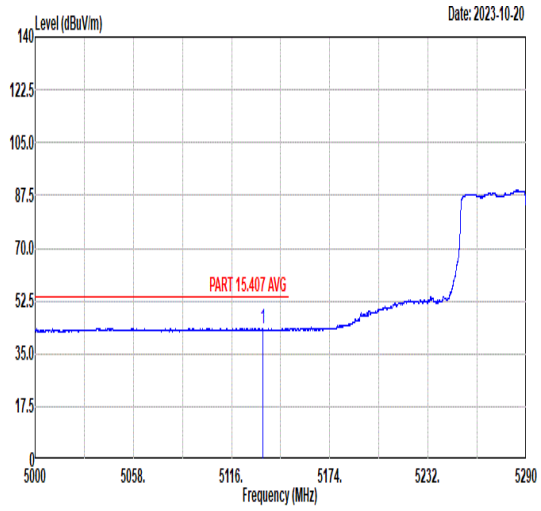 Freq Level Limit Line Margin (dB) Read Level Ant Factor Cable Loss Preamp Factor APos TPos Remark MHz dBuV/m dBuV/m dBuV dB/m dB dB cm deg 1 5134.44 43.44 54.00 -10.56 29.24 34.87 11.09 31.76 223 297 AVERAGE	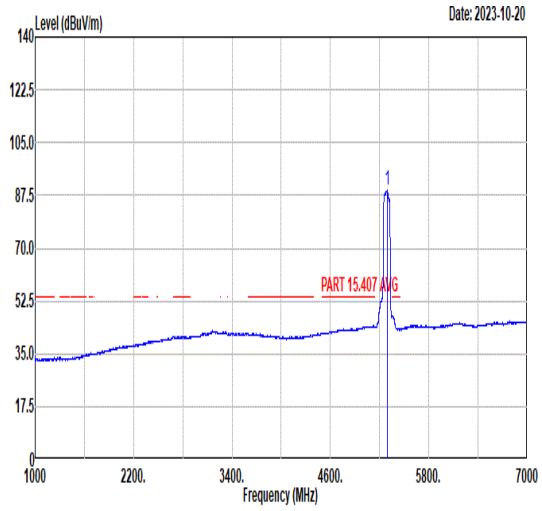 Freq Level Limit Line Margin (dB) Read Level Ant Factor Cable Loss Preamp Factor APos TPos Remark MHz dBuV/m dBuV/m dBuV dB/m dB dB cm deg 1 5290.00 89.48 ------ ------ 75.61 34.84 10.99 31.96 223 297 AVERAGE

Mode	26	
	Band Edge - R	
	U-NII-2A_5.25-5.35_802.11ac VHT80_CH58_5290MHz	
ANT	3	
Pol.	Horizontal	Fundamental
Peak	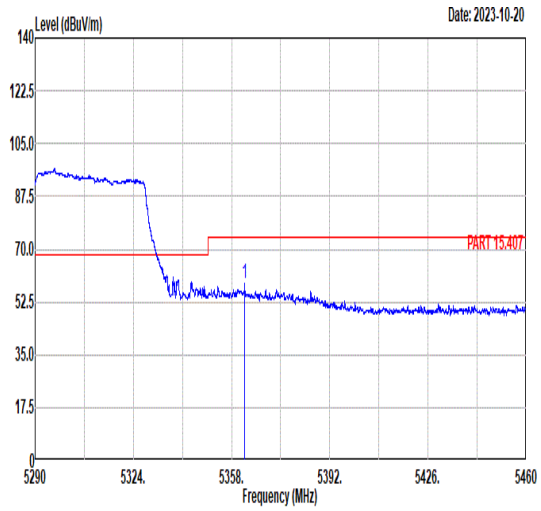 Freq Level Limit Line Margin (dB) Read Level Ant Factor Cable Loss Preamp Factor APos TPos Remark MHz dBuV/m dBuV/m dBuV dB/m dB dB cm deg 1 5362.51 58.64 74.00 -15.36 44.92 34.83 10.93 32.04 223 297 PEAK	Blank
Avg	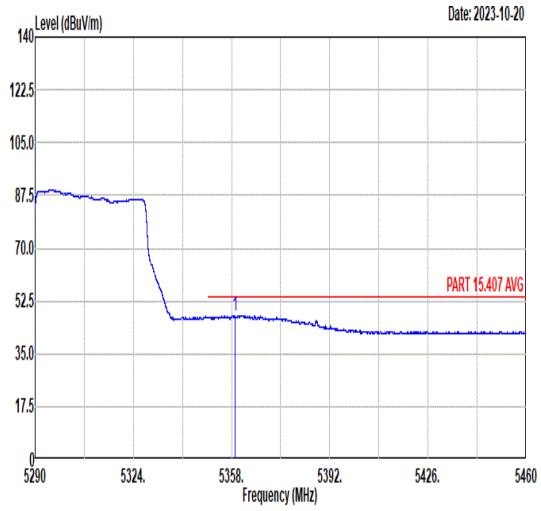 Freq Level Limit Line Margin (dB) Read Level Ant Factor Cable Loss Preamp Factor APos TPos Remark MHz dBuV/m dBuV/m dBuV dB/m dB dB cm deg 1 5359.12 47.68 54.00 -6.32 33.95 34.83 10.94 32.04 223 297 AVERAGE	Blank

Mode	26	
	Band Edge - L	
	U-NII-2A_5.25-5.35_802.11ac VHT80_CH58_5290MHz	
ANT	3	
Pol.	Vertical	Fundamental
Peak	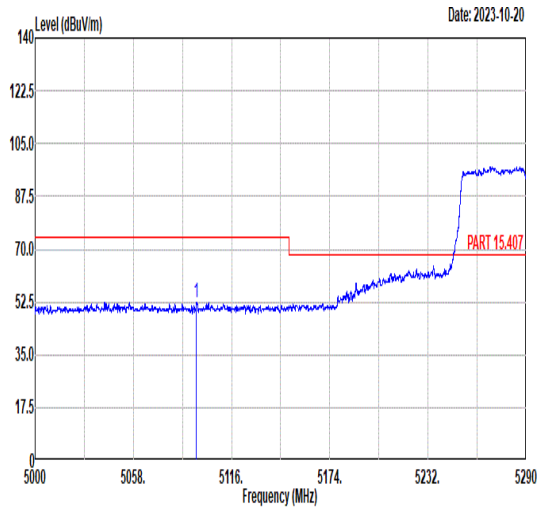 Freq Level Limit Line Margin (dB) Read Level Ant Factor Cable Loss Preamp Factor APos TPos Remark 1 5095.27 52.28 74.00 -21.72 37.99 34.88 11.12 31.71 219 281 PEAK	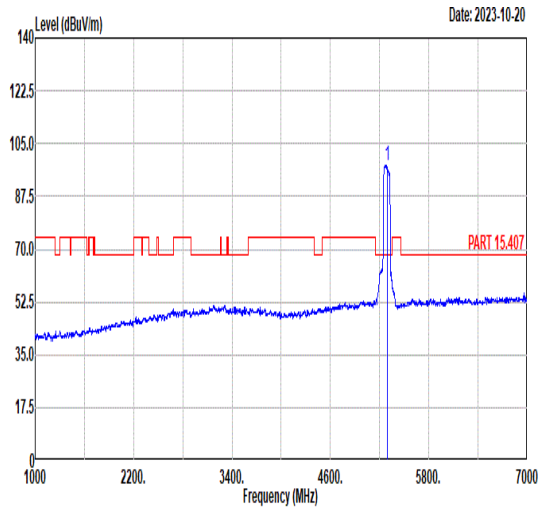 Freq Level Limit Line Margin (dB) Read Level Ant Factor Cable Loss Preamp Factor APos TPos Remark 1 5290.00 97.61 ------ ------ 83.71 34.84 11.00 31.94 219 281 PEAK
Avg	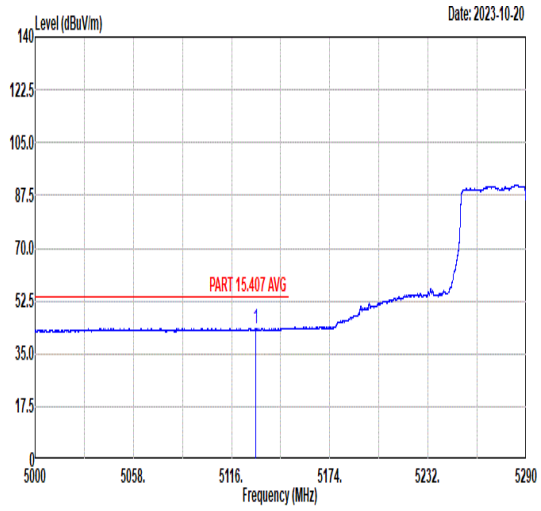 Freq Level Limit Line Margin (dB) Read Level Ant Factor Cable Loss Preamp Factor APos TPos Remark 1 5130.38 43.57 54.00 -10.43 29.36 34.87 11.10 31.76 219 281 AVERAGE	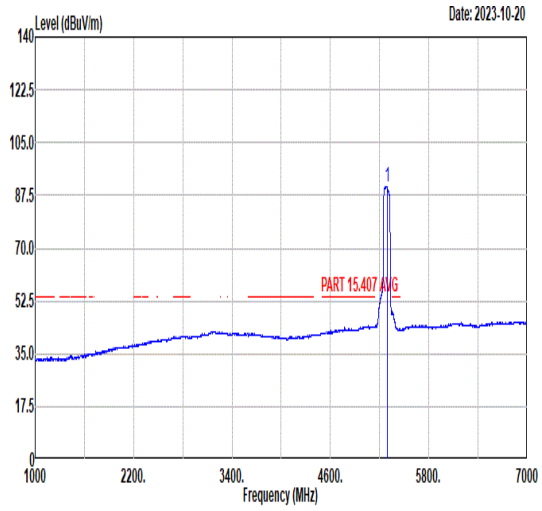 Freq Level Limit Line Margin (dB) Read Level Ant Factor Cable Loss Preamp Factor APos TPos Remark 1 5290.00 90.48 ------ ------ 76.61 34.84 10.99 31.96 219 281 AVERAGE

Mode	26	
	Band Edge - R	
	U-NII-2A_5.25-5.35_802.11ac VHT80_CH58_5290MHz	
ANT	3	
Pol.	Vertical	Fundamental
Peak	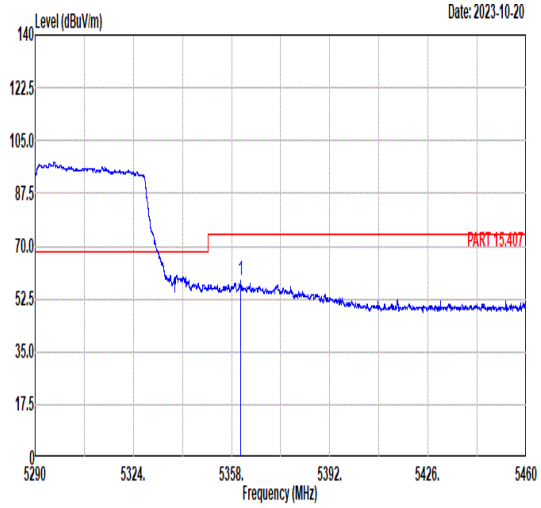 Freq Level Limit Line Margin (dB) Read Level Ant Factor Cable Loss Preamp Factor APos TPos Remark MHz dBuV/m dBuV/m dBuV dB/m dB dB cm deg 1 5361.15 58.57 74.00 -15.43 44.84 34.83 10.94 32.04 219 281 PEAK	Blank
Avg	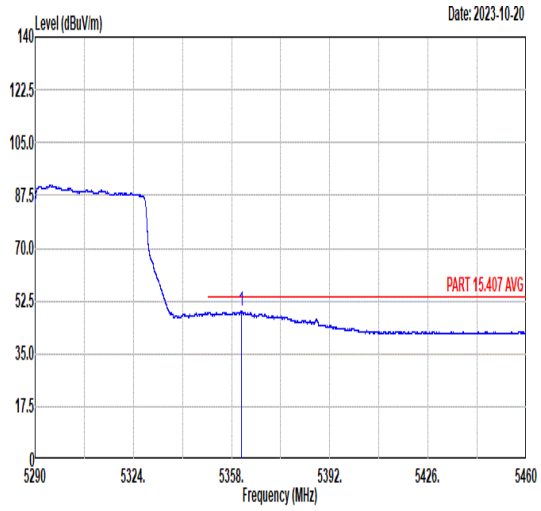 Freq Level Limit Line Margin (dB) Read Level Ant Factor Cable Loss Preamp Factor APos TPos Remark MHz dBuV/m dBuV/m dBuV dB/m dB dB cm deg 1 5361.50 49.06 54.00 -4.94 35.33 34.83 10.94 32.04 219 281 AVERAGE	Blank

Mode	27	
	Band Edge - L	
	U-NII-2C_5.47-5.725_802.11ac VHT80_CH106_5530MHz	
ANT	3	
Pol.	Horizontal	Fundamental
Peak	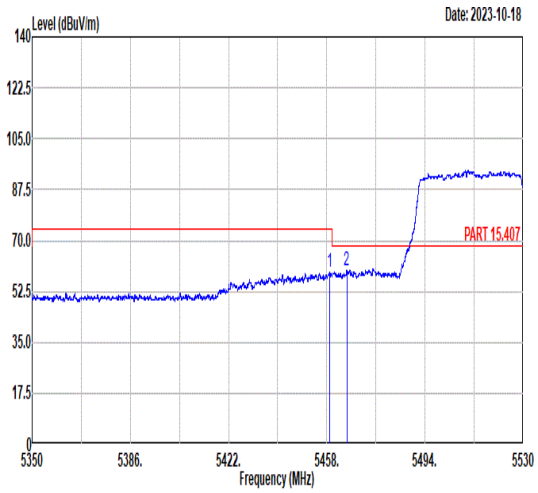 Freq Level Limit Line Margin (dB) Read Level Ant Factor Cable Loss Preamp Factor APos TPos Remark 1 5459.01 58.92 74.00 -15.08 45.15 34.81 11.12 32.16 224 293 PEAK 2 5465.31 59.65 68.30 -8.65 45.87 34.81 11.14 32.17 224 293 PEAK	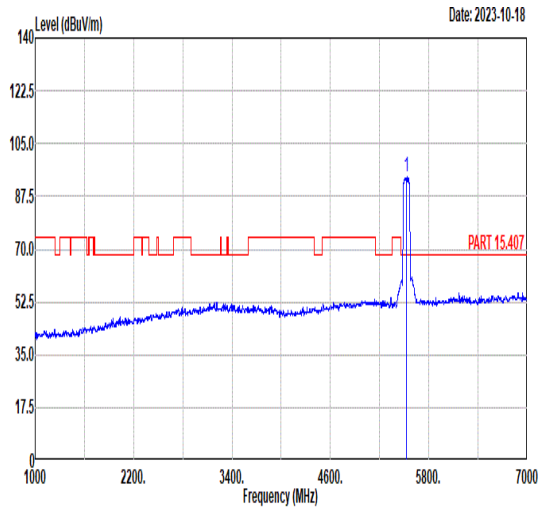 Freq Level Limit Line Margin (dB) Read Level Ant Factor Cable Loss Preamp Factor APos TPos Remark 1 5530.00 93.80 ------ ------ 79.77 34.85 11.42 32.24 224 293 PEAK
Avg	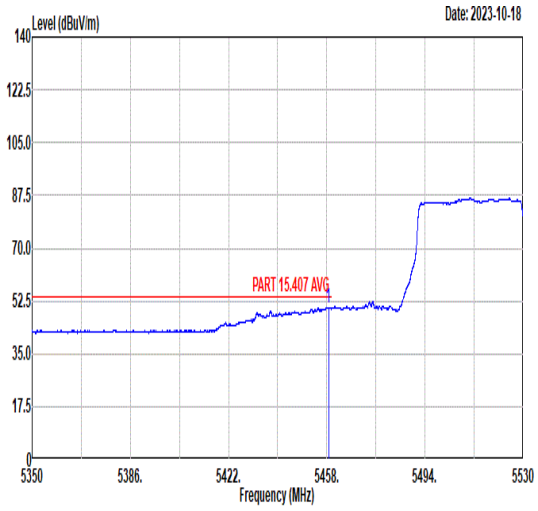 Freq Level Limit Line Margin (dB) Read Level Ant Factor Cable Loss Preamp Factor APos TPos Remark 1 5458.61 50.31 54.00 -3.69 36.55 34.81 11.11 32.16 224 293 AVERAGE	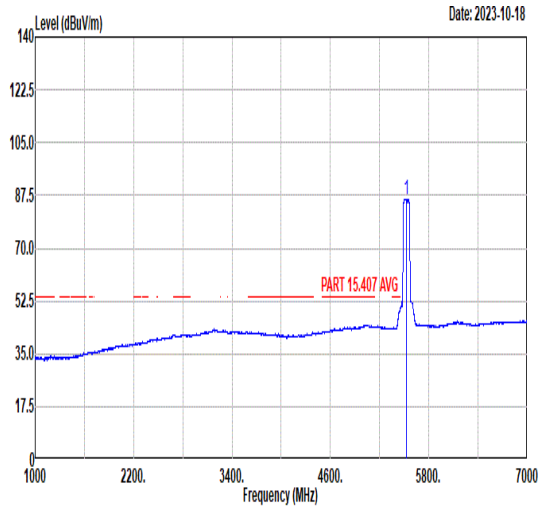 Freq Level Limit Line Margin (dB) Read Level Ant Factor Cable Loss Preamp Factor APos TPos Remark 1 5530.00 86.35 ------ ------ 72.44 34.81 11.32 32.22 224 293 AVERAGE

Mode	27	
	Band Edge - R	
	U-NII-2C_5.47-5.725_802.11ac VHT80_CH106_5530MHz	
ANT	3	
Pol.	Horizontal	Fundamental
Peak	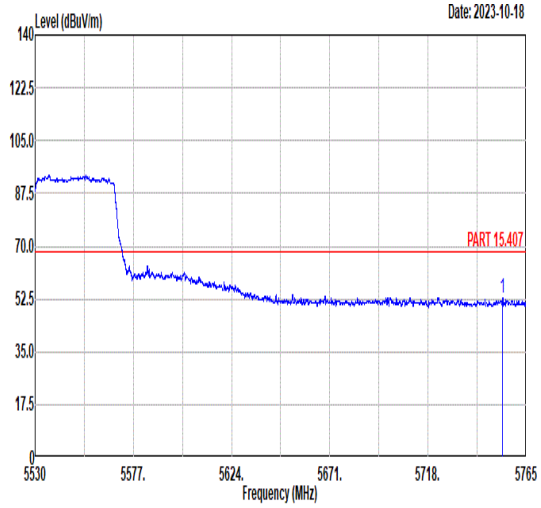 Freq Level Limit Line Margin (dB) Read Level Ant Factor Cable Loss Preamp Factor APos TPos Remark MHz dBuV/m dBuV/m dBuV dB/m dB dB cm deg 1 5753.63 52.68 68.30 -15.62 38.29 35.16 11.64 32.41 224 293 PEAK	Blank

Mode	27	
	Band Edge - L	
	U-NII-2C_5.47-5.725_802.11ac VHT80_CH106_5530MHz	
ANT	3	
Pol.	Vertical	Fundamental
Peak	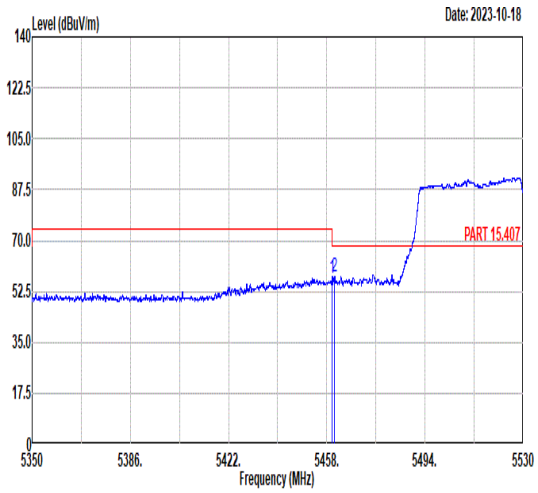 Freq Level Limit Line Margin (dB) Read Level Ant Factor Cable Loss Preamp Factor APos TPos Remark 1 5459.98 57.31 74.00 -16.69 43.55 34.81 11.12 32.17 337 258 PEAK 2 5460.81 57.47 68.30 -10.83 43.71 34.81 11.12 32.17 337 258 PEAK	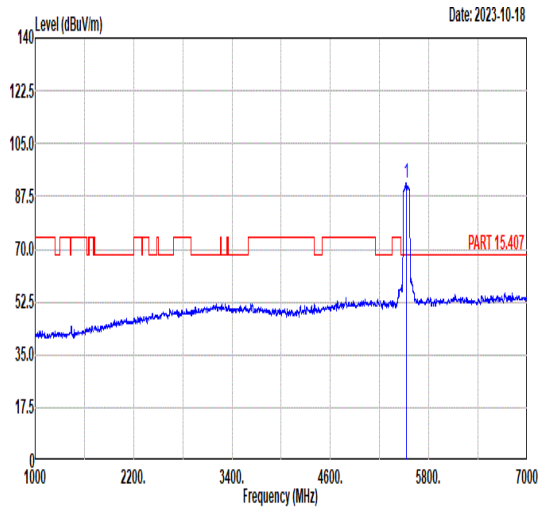 Freq Level Limit Line Margin (dB) Read Level Ant Factor Cable Loss Preamp Factor APos TPos Remark 1 5530.00 91.90 ------ ------ 77.93 34.83 11.37 32.23 337 258 PEAK
Avg	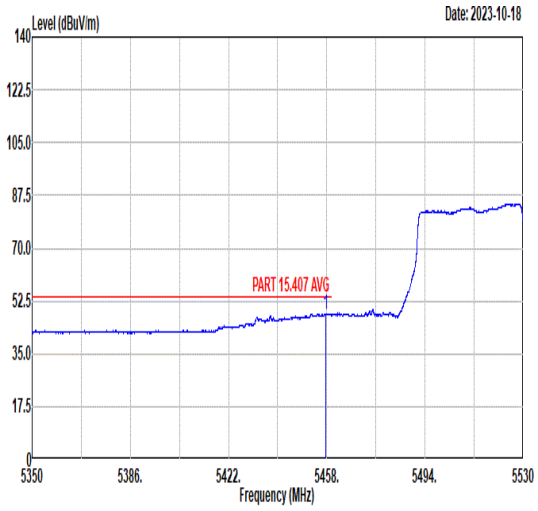 Freq Level Limit Line Margin (dB) Read Level Ant Factor Cable Loss Preamp Factor APos TPos Remark 1 5457.66 48.19 54.00 -5.81 34.43 34.81 11.11 32.16 337 258 AVERAGE	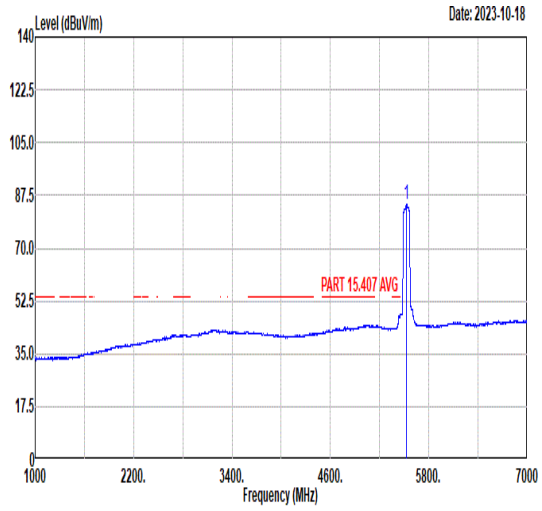 Freq Level Limit Line Margin (dB) Read Level Ant Factor Cable Loss Preamp Factor APos TPos Remark 1 5530.00 84.30 ------ ------ 70.27 34.85 11.42 32.24 337 258 AVERAGE

Mode	27	
	Band Edge - R	
	U-NII-2C_5.47-5.725_802.11ac VHT80_CH106_5530MHz	
ANT	3	
Pol.	Vertical	Fundamental
Peak	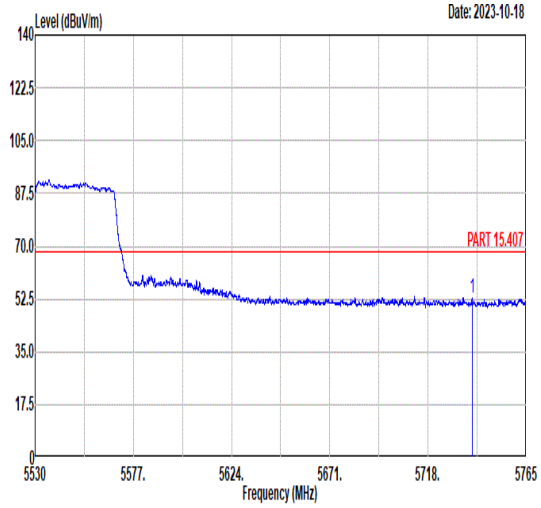 Freq Level Limit Line Margin (dB) Read Level Ant Factor Cable Loss Preamp Factor APos TPos Remark MHz dBuV/m dBuV/m dBuV dB/m dB dB cm deg 1 5739.03 52.82 68.30 -15.48 38.44 35.13 11.65 32.40 337 258 PEAK	Blank