




삼성전자

대외비

수신부서	담당	승인	발신부서	담당	승인


Laser Marking 사양서 (무선사업부 디자인팀)

제 품 명	Note PC	모 델 명	Largo15	작성부서	무선디자인팀	작성일자	2017.03.27	DESIGNER	이동석 선임
품 명	System Rear	개발담당		배 포 처	●설계 ○구매 ○부품검사 ○제조업체 ○기타	COLOR	Silver		

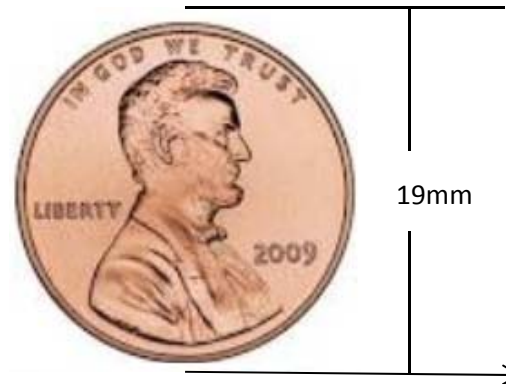


## FCC/IC Label & Location for Intel Model 8265D2W

- FCC: Per KDB 784748 the marking may be placed in the user manual if the device is unquestionably too small to be readable (smaller than 4-6 pt font).
- IC: Per RSS-GEN 5.2 – The label text shall be legible without the use of magnification and if too small to meet this condition the label information may be included in the user manual.
- The 8260D2W is considered to meet this criteria since the module size is 12mm x 16mm and 4pt font is the largest that can be used for module labeling which requires magnification for clear viewing.



Only manufacturer ID & model number will appear on module for identification.



### Regulatory ID

Due to the very small size of the 8260D2W (12x16), the marking has been placed in this user manual because the product label on the device is considered too small to be readable.

**USA** Model 8265D2W, FCC ID: PD98265D2

**Canada** Model 8265D2W, IC: 1000M-8265D2

FCC & IC IDs will be displayed in the User Guide as shown