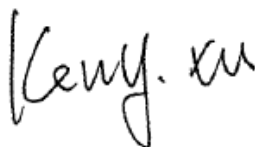


TEST REPORT

Application No.: SZCR2404001138AT
Applicant: SZ DJI Osmo Technology Co., Ltd.
Address of Applicant: 4F, Jingkou Community Comprehensive Service Building, No. 83 Bishui Road North, Guangming Street, Guangming District, Shenzhen, China
Manufacturer: SZ DJI Osmo Technology Co., Ltd.
Address of Manufacturer: 4F, Jingkou Community Comprehensive Service Building, No. 83 Bishui Road North, Guangming Street, Guangming District, Shenzhen, China
Factory: SZ DJI Ronin Technology Co., Ltd.
Address of Factory: Floor 4-5, Block 13, Area 7, Baiwangxin Industrial Park, Songbai Rd, Nanshan District, Shenzhen City, Guangdong Province, P. R. China
Equipment Under Test (EUT):
EUT Name: Osmo Action 5 Pro
Model No.: AC004
Trade Mark: DJI
FCC ID: 2ANDR-AC0042024
Standard(s) : 47 CFR Part 15, Subpart E 15.407
Date of Receipt: 2024-04-02
Date of Test: 2024-04-11 to 2024-05-07
Date of Issue: 2024-05-13

Test Result:	Pass*
---------------------	--------------

* In the configuration tested, the EUT complied with the standards specified above.



Keny Xu
EMC Laboratory Manager



SGS-CSTC Standards Technical Services Co., Ltd. Shenzhen Branch

SZEMC-TRF-01 Rev. A/1

Report No.: SZCR240400113805

Page: 2 of 299

Revision Record				
Version	Chapter	Date	Modifier	Remark
01		2024-05-13		Original

Authorized for issue by:				
		Darren Yuan		
		Darren Yuan/Project Engineer		
		Eric Fu		
		Eric Fu/Reviewer		



Unless otherwise agreed in writing, this document is issued by the Company subject to its General Conditions of Service printed overleaf, available on request or accessible at <https://www.sgs.com/en/Terms-and-Conditions>. Attention is drawn to the limitation of liability, indemnification and jurisdiction issues defined therein. Any holder of this document is advised that information contained hereon reflects the Company's findings at the time of its intervention only and within the limits of Client's instructions, if any. The Company's sole responsibility is to its Client and this document does not exonerate parties to a transaction from exercising all their rights and obligations under the transaction documents. This document cannot be reproduced except in full, without prior written approval of the Company. Any unauthorized alteration, forgery or falsification of the content or appearance of this document is unlawful and offenders may be prosecuted to the fullest extent of the law. Unless otherwise stated the results shown in this test report refer only to the sample(s) tested and such sample(s) are retained for 30 days only.

Attention: To check the authenticity of testing /inspection report & certificate, please contact us at telephone: (86-755) 8307 1443, or email: CN.Doccheck@sgs.com

No.1 Workshop, M-10, Middle Section, Science & Technology Park, Nanshan District, Shenzhen, Guangdong, China 518057 t (86-755) 26012053 f (86-755) 26710594 www.sgsgroup.com.cn
 中国·广东·深圳市南山区科技园中区M-10栋1号厂房 邮编: 518057 t (86-755) 26012053 f (86-755) 26710594 sgs.china@sgs.com

2 Test Summary

Radio Spectrum Technical Requirement				
Item	Standard	Method	Requirement	Result
Antenna Requirement	47 CFR Part 15, Subpart E 15.407	N/A	47 CFR Part 15, Subpart C 15.203	Pass
Transmission in the Absence of Data		N/A	47 CFR Part 15, Subpart E 15.407 (c)	Pass

Radio Spectrum Matter Part				
Item	Standard	Method	Requirement	Result
Conducted Emissions at AC Power Line (150kHz-30MHz)	47 CFR Part 15, Subpart E 15.407	ANSI C63.10 (2013) Section 6.2	47 CFR Part 15, Subpart C 15.207 & Subpart E 15.407 b(9)	Pass
Duty Cycle		KDB 789033 II B 1	KDB 789033 D02 II B 1	Pass
99% Bandwidth		KDB 789033 II D	N/A	Pass
26dB Emission bandwidth		KDB 789033 D02 II C 1	47 CFR Part 15, Subpart E 15.407 (a)	Pass
Minimum 6 dB bandwidth (5.725-5.85 GHz band)		KDB 789033 D02 II C 2	47 CFR Part 15, Subpart E 15.407 (e)	Pass
Maximum Conducted output power		KDB 789033 D02 II E	47 CFR Part 15, Subpart E 15.407 (a)	Pass
Peak Power spectrum density		KDB 789033 D02 II F	47 CFR Part 15, Subpart E 15.407 (a)	Pass
Radiated Emissions (Below 1GHz)		KDB 789033 D02 II G	47 CFR Part 15, Subpart C 15.209 & Subpart E 15.407(b)	Pass
Radiated Emissions (Above 1GHz)		KDB 789033 D02 II G	47 CFR Part 15, Subpart C 15.209 & Subpart E 15.407(b)	Pass
Radiated Emissions which fall in the restricted bands		KDB 789033 D02 II G	47 CFR Part 15, Subpart C 15.209 & Subpart E 15.407(b)	Pass
Frequency Stability		ANSI C63.10 (2013) Section 6.8	47 CFR Part 15, Subpart E 15.407 (g)	Pass

Note: Both battery 1# and battery 2# were pre-tested, EUT powered by battery 1# is the worse case, Only the worse case test data were recorded in this report.



3 Contents

	Page
1 Cover Page	1
2 Test Summary	3
3 Contents	4
4 General Information	6
4.1 Details of E.U.T.	6
4.2 Description of Support Units	7
4.3 Measurement Uncertainty	7
4.4 Test Location	8
4.5 Test Facility	8
4.6 Deviation from Standards	8
4.7 Abnormalities from Standard Conditions	8
5 Equipment List	9
6 Radio Spectrum Technical Requirement	14
6.1 Antenna Requirement	14
6.1.1 Test Requirement:	14
6.1.2 Conclusion	14
6.2 Transmission in the Absence of Data	15
6.2.1 Test Requirement:	15
6.2.2 Conclusion	15
7 Radio Spectrum Matter Test Results	16
7.1 Conducted Emissions at AC Power Line (150kHz-30MHz)	16
7.1.1 E.U.T. Operation	16
7.1.2 Test Mode Description	16
7.1.3 Test Setup Diagram	17
7.1.4 Measurement Procedure and Data	17
7.2 Duty Cycle	20
7.2.1 E.U.T. Operation	20
7.2.2 Test Mode Description	20
7.2.3 Test Setup Diagram	21
7.2.4 Measurement Procedure and Data	21
7.3 99% Bandwidth	22
7.3.1 E.U.T. Operation	22
7.3.2 Test Mode Description	22
7.3.3 Test Setup Diagram	23
7.3.4 Measurement Procedure and Data	23
7.4 26dB Emission bandwidth	24
7.4.1 E.U.T. Operation	24
7.4.2 Test Mode Description	24
7.4.3 Test Setup Diagram	24



SGS-CSTC Standards Technical Services Co., Ltd. Shenzhen Branch

SZEMC-TRF-01 Rev. A/1

Report No.: SZCR240400113805

Page: 5 of 299

7.4.4	Measurement Procedure and Data.....	24
7.5	Minimum 6 dB bandwidth (5.725-5.85 GHz band).....	25
7.5.1	E.U.T. Operation	25
7.5.2	Test Mode Description	25
7.5.3	Test Setup Diagram	26
7.5.4	Measurement Procedure and Data.....	26
7.6	Maximum Conducted output power	27
7.6.1	E.U.T. Operation	27
7.6.2	Test Mode Description	27
7.6.3	Test Setup Diagram	28
7.6.4	Measurement Procedure and Data.....	28
7.7	Peak Power spectrum density.....	29
7.7.1	E.U.T. Operation	29
7.7.2	Test Mode Description	29
7.7.3	Test Setup Diagram	30
7.7.4	Measurement Procedure and Data.....	30
7.8	Radiated Emissions (Below 1GHz)	31
7.8.1	E.U.T. Operation	31
7.8.2	Test Mode Description	31
7.8.3	Test Setup Diagram	32
7.8.4	Measurement Procedure and Data.....	33
7.9	Radiated Emissions (Above 1GHz).....	36
7.9.1	E.U.T. Operation	37
7.9.2	Test Mode Description	37
7.9.3	Test Setup Diagram	38
7.9.4	Measurement Procedure and Data.....	39
7.10	Radiated Emissions which fall in the restricted bands	88
7.10.1	E.U.T. Operation.....	88
7.10.2	Test Mode Description.....	89
7.10.3	Test Setup Diagram.....	89
7.10.4	Measurement Procedure and Data	90
7.11	Frequency Stability.....	157
7.11.1	E.U.T. Operation.....	157
7.11.2	Test Mode Description.....	157
7.11.3	Test Setup Diagram.....	158
7.11.4	Measurement Procedure and Data	158
8	Test Setup Photo	159
9	EUT Constructional Details (EUT Photos)	159
10	Appendix.....	160



SGS-CSTC Standards Technical Services Co., Ltd.
Shenzhen Branch (SZEMC) Laboratory

Unless otherwise agreed in writing, this document is issued by the Company subject to its General Conditions of Service printed overleaf, available on request or accessible at <https://www.sgs.com/en/Terms-and-Conditions>. Attention is drawn to the limitation of liability, indemnification and jurisdiction issues defined therein. Any holder of this document is advised that information contained hereon reflects the Company's findings at the time of its intervention only and within the limits of Client's instructions, if any. The Company's sole responsibility is to its Client and this document does not exonerate parties to a transaction from exercising all their rights and obligations under the transaction documents. This document cannot be reproduced except in full, without prior written approval of the Company. Any unauthorized alteration, forgery or falsification of the content or appearance of this document is unlawful and offenders may be prosecuted to the fullest extent of the law. Unless otherwise stated the results shown in this test report refer only to the sample(s) tested and such sample(s) are retained for 30 days only.

Attention: To check the authenticity of testing /inspection report & certificate, please contact us at telephone: (86-755) 8307 1443, or email: CN.Doccheck@sgs.com

No.1 Workshop, M-10, Middle Section, Science & Technology Park, Nanshan District, Shenzhen, Guangdong, China 518057 t (86-755) 26012053 f (86-755) 26710594 www.sgs.com.cn
中国·广东·深圳市南山区科技园中区M-10栋1号厂房 邮编: 518057 t (86-755) 26012053 f (86-755) 26710594 sgs.china@sgs.com

4 General Information

4.1 Details of E.U.T.

Power supply:	Powered by Lithium Ion Rechargeable Battery Battery 1# information: Model: BCX202-1770-3.85 Nominal Voltage: 3.85V Rated Capacity: 1770mAh 6.81Wh Battery 2# information: Model: BCX204-1950-3.87 Nominal Voltage: 3.87V Rated Capacity: 1950mAh 7.55Wh
Cable(s):	Type-C to Type-C Cable: 50cm unshielded
Operation Frequency (20MHz):	U-NII-1: 5180MHz-5240MHz U-NII-3: 5745MHz -5825MHz
Operation Frequency (40MHz):	U-NII-1: 5190MHz-5230MHz U-NII-3: 5755MHz -5795MHz
Operation Frequency (80MHz):	U-NII-1: 5210MHz U-NII-3: 5775MHz
Channel number (20MHz):	U-NII-1: 4, U-NII-3: 5
Channel number (40MHz):	U-NII-1: 2, U-NII-3: 2
Channel number (80MHz):	U-NII-1: 1, U-NII-3: 1
Modulation Type:	802.11a: OFDM (64QAM, 16QAM, QPSK, BPSK); 802.11n: OFDM (BPSK, QPSK, 16QAM, 64QAM); 802.11ac: OFDM (BPSK, QPSK, 16QAM, 64QAM, 256QAM); 802.11ax: OFDMA (BPSK, QPSK, 16QAM, 64QAM, 256QAM, 1024QAM)
Channel Spacing:	802.11a/n/ac/ax 20: 20MHz; 802.11n/ac/ax 40: 40MHz; 802.11ac/ax 80: 80MHz
DFS Function:	Slave without Radar detection
TPC Function:	Without TPC function
Antenna Type:	Integral Antenna
Antenna Gain:	U-NII-1: ANT0: 1dBi, ANT1: 0dBi U-NII-3: ANT0: -3dBi, ANT1: 0.9dBi
Cable Loss (for RF conducted test):	U-NII-1: 1.6dB U-NII-3: 1.9dB

Remark: The information in this section is provided by the applicant or manufacturer, SGS is not liable to the accuracy, suitability, reliability or/and integrity of the information.



4.2 Description of Support Units

Description	Manufacturer	Model No.	Serial No.
Adapter	Huntkey	PD-30CN	N/A

4.3 Measurement Uncertainty

Test Item	Measurement Uncertainty
Conducted Emissions at AC Power Line (150kHz-30MHz)	$\pm 3.1\text{dB}$
Duty Cycle	$\pm 0.37\%$
99% Bandwidth	$\pm 3\%$
26dB Emission bandwidth	$\pm 3\%$
Minimum 6 dB bandwidth (5.725-5.85 GHz band)	$\pm 3\%$
Maximum Conducted output power	$\pm 0.75\text{dB}$
Peak Power spectrum density	$\pm 2.84\text{dB}$
Radiated Emissions (Below 1GHz)	$\pm 6.0\text{dB}$ for 3m; $\pm 5.0\text{dB}$ for 10m
Radiated Emissions (Above 1GHz)	$\pm 4.6\text{dB}$ (1-18GHz); $\pm 4.8\text{dB}$ (18-40GHz)
Radiated Emissions which fall in the restricted bands	$\pm 6.0\text{dB}$ (below 1GHz); $\pm 4.6\text{dB}$ (above 1GHz);
Frequency Stability	$\pm 7.25 \times 10^{-8}$

Remark:

The U_{lab} (lab Uncertainty) is less than $U_{\text{CISPR/ETSI}}$ (CISPR/ETSI Uncertainty), so the test results

- compliance is deemed to occur if no measured disturbance level exceeds the disturbance limit;
- non-compliance is deemed to occur if any measured disturbance level exceeds the disturbance limit.



SGS-CSTC Standards Technical Services Co., Ltd. Shenzhen Branch

SZEMC-TRF-01 Rev. A/1

Report No.: SZCR240400113805

Page: 8 of 299

4.4 Test Location

All tests were performed at:

SGS-CSTC Standards Technical Services Co., Ltd., Shenzhen Branch

No. 1 Workshop, M-10, Middle Section, Science & Technology Park, Nanshan District, Shenzhen, Guangdong, China. 518057.

Tel: +86 755 2601 2053 Fax: +86 755 2671 0594

No tests were sub-contracted.

4.5 Test Facility

The test facility is recognized, certified, or accredited by the following organizations:

• A2LA (Certificate No. 3816.01)

SGS-CSTC Standards Technical Services Co., Ltd., Shenzhen EMC Laboratory is accredited by the American Association for Laboratory Accreditation(A2LA). Certificate No. 3816.01.

• VCCI (Member No. 1937)

The 3m Fully-anechoic chamber for above 1GHz, 10m Semi-anechoic chamber for below 1GHz, Shielded Room for Mains Port Conducted Interference Measurement and Telecommunication Port Conducted Interference Measurement of SGS-CSTC Standards Technical Services Co., Ltd. Shenzhen EMC laboratory have been registered in accordance with the Regulations for Voluntary Control Measures with Registration No.: G-20026, R-14188, C-12383 and T-11153 respectively.

• FCC –Designation Number: CN1336

SGS-CSTC Standards Technical Services Co., Ltd., Shenzhen EMC Laboratory has been recognized as an accredited testing laboratory.

Designation Number: CN1336. Test Firm Registration Number: 787754.

• Innovation, Science and Economic Development Canada

SGS-CSTC Standards Technical Services Co., Ltd., Shenzhen EMC Laboratory has been recognized by ISED as an accredited testing laboratory.

CAB identifier: CN0006.

IC#: 4620C.

4.6 Deviation from Standards

None

4.7 Abnormalities from Standard Conditions

None



SGS-CSTC Standards Technical Services Co., Ltd.
Shenzhen Branch EMC Laboratory

Unless otherwise agreed in writing, this document is issued by the Company subject to its General Conditions of Service printed overleaf, available on request or accessible at <https://www.sgs.com/en/Terms-and-Conditions>. Attention is drawn to the limitation of liability, indemnification and jurisdiction issues defined therein. Any holder of this document is advised that information contained hereon reflects the Company's findings at the time of its intervention only and within the limits of Client's instructions, if any. The Company's sole responsibility is to its Client and this document does not exonerate parties to a transaction from exercising all their rights and obligations under the transaction documents. This document cannot be reproduced except in full, without prior written approval of the Company. Any unauthorized alteration, forgery or falsification of the content or appearance of this document is unlawful and offenders may be prosecuted to the fullest extent of the law. Unless otherwise stated the results shown in this test report refer only to the sample(s) tested and such sample(s) are retained for 30 days only.

Attention: To check the authenticity of testing / inspection report & certificate, please contact us at telephone: (86-755) 8307 1443, or email: CN.Doccheck@sgs.com

No.1 Workshop, M-10, Middle Section, Science & Technology Park, Nanshan District, Shenzhen, Guangdong, China 518057 t (86-755) 26012053 f (86-755) 26710594 www.sgs.com.cn
中国·广东·深圳市南山区科技园中区M-10栋1号厂房 邮编: 518057 t (86-755) 26012053 f (86-755) 26710594 sgs.china@sgs.com

5 Equipment List

Conducted Emissions at AC Power Line (150kHz-30MHz)					
Equipment	Manufacturer	Model No.	Inventory No.	Cal Date	Cal Due Date
Shielding Room	ZhongYu Electron	GB-88	SEM001-06	2022-05-14	2025-05-13
EMI Test Receiver	Rohde&Schwarz	ESCI	SEM004-02	2024-03-14	2025-03-13
Matching Pad	N/A	N/A	SEM021-23	2024-03-20	2025-03-19
Matching Pad	N/A	N/A	SEM021-24	2024-03-20	2025-03-19
Measurement Software	AUDIX	e3 V8.2014-6-27a	N/A	N/A	N/A
Coaxial Cable	SGS	N/A	SEM024-01	2023-07-07	2024-07-06
LISN	Rohde&Schwarz	ENV216	SEM007-01	2023-09-19	2024-09-18
LISN	ETS-LINDGREN	3816/2	SEM007-02	2024-03-14	2025-03-13

Duty Cycle					
Equipment	Manufacturer	Model No.	Inventory No.	Cal Date	Cal Due Date
DC Power Supply	Chroma	62012P-80-60	SEM011-11	2023-10-19	2024-10-18
MXA Signal Analyzer	KEYSIGHT	N9020A	SEM004-19	2024-03-14	2025-03-13
Signal Generator	KEYSIGHT	N5173B	SEM006-05	2023-09-19	2024-09-18
Measurement Software	TST PASS	TST PASS V2.0	N/A	N/A	N/A
Coaxial Cable	SGS	N/A	SEM031-01	2023-07-07	2024-07-06
Attenuator	Huber+Suhner	6620_SMA-50-1	SEM021-09	2024-03-27	2025-03-26
Programmable Temperature & Humidity Chamber	Votsch Industrietechnik GmbH	VT 4002	SEM002-15	2024-03-19	2025-03-18

99% Bandwidth					
Equipment	Manufacturer	Model No.	Inventory No.	Cal Date	Cal Due Date
DC Power Supply	Chroma	62012P-80-60	SEM011-11	2023-10-19	2024-10-18
MXA Signal Analyzer	KEYSIGHT	N9020A	SEM004-19	2024-03-14	2025-03-13
Signal Generator	KEYSIGHT	N5173B	SEM006-05	2023-09-19	2024-09-18
Measurement Software	TST PASS	TST PASS V2.0	N/A	N/A	N/A
Coaxial Cable	SGS	N/A	SEM031-01	2023-07-07	2024-07-06
Attenuator	Huber+Suhner	6620_SMA-50-1	SEM021-09	2024-03-27	2025-03-26
Programmable Temperature & Humidity Chamber	Votsch Industrietechnik GmbH	VT 4002	SEM002-15	2024-03-19	2025-03-18



SGS-CSTC Standards Technical Services Co., Ltd. Shenzhen Branch

SZEMC-TRF-01 Rev. A/1

Report No.: SZCR240400113805

Page: 10 of 299

26dB Emission bandwidth

Equipment	Manufacturer	Model No.	Inventory No.	Cal Date	Cal Due Date
DC Power Supply	Chroma	62012P-80-60	SEM011-11	2023-10-19	2024-10-18
MXA Signal Analyzer	KEYSIGHT	N9020A	SEM004-19	2024-03-14	2025-03-13
Signal Generator	KEYSIGHT	N5173B	SEM006-05	2023-09-19	2024-09-18
Measurement Software	TST PASS	TST PASS V2.0	N/A	N/A	N/A
Coaxial Cable	SGS	N/A	SEM031-01	2023-07-07	2024-07-06
Attenuator	Huber+Suhner	6620_SMA-50-1	SEM021-09	2024-03-27	2025-03-26
Programmable Temperature & Humidity Chamber	Votsch Industrietechnik GmbH	VT 4002	SEM002-15	2024-03-19	2025-03-18

Minimum 6 dB bandwidth (5.725-5.85 GHz band)

Equipment	Manufacturer	Model No.	Inventory No.	Cal Date	Cal Due Date
DC Power Supply	Chroma	62012P-80-60	SEM011-11	2023-10-19	2024-10-18
MXA Signal Analyzer	KEYSIGHT	N9020A	SEM004-19	2024-03-14	2025-03-13
Signal Generator	KEYSIGHT	N5173B	SEM006-05	2023-09-19	2024-09-18
Measurement Software	TST PASS	TST PASS V2.0	N/A	N/A	N/A
Coaxial Cable	SGS	N/A	SEM031-01	2023-07-07	2024-07-06
Attenuator	Huber+Suhner	6620_SMA-50-1	SEM021-09	2024-03-27	2025-03-26
Programmable Temperature & Humidity Chamber	Votsch Industrietechnik GmbH	VT 4002	SEM002-15	2024-03-19	2025-03-18



SGS-CSTC Standards Technical Services Co., Ltd.
Shenzhen Branch Testing and Calibration Laboratory

Unless otherwise agreed in writing, this document is issued by the Company subject to its General Conditions of Service printed overleaf, available on request or accessible at <https://www.sgs.com/en/Terms-and-Conditions>. Attention is drawn to the limitation of liability, indemnification and jurisdiction issues defined therein. Any holder of this document is advised that information contained hereon reflects the Company's findings at the time of its intervention only and within the limits of Client's instructions, if any. The Company's sole responsibility is to its Client and this document does not exonerate parties to a transaction from exercising all their rights and obligations under the transaction documents. This document cannot be reproduced except in full, without prior written approval of the Company. Any unauthorized alteration, forgery or falsification of the content or appearance of this document is unlawful and offenders may be prosecuted to the fullest extent of the law. Unless otherwise stated the results shown in this test report refer only to the sample(s) tested and such sample(s) are retained for 30 days only.

Attention: To check the authenticity of testing / inspection report & certificate, please contact us at telephone: (86-755) 8307 1443, or email: CN.Doccheck@sgs.com

No.1 Workshop, M-10, Middle Section, Science & Technology Park, Nanshan District, Shenzhen, Guangdong, China 518057 t (86-755) 26012053 f (86-755) 26710594 www.sgsgroup.com.cn
中国·广东·深圳市南山区科技园中区M-10栋1号厂房 邮编: 518057 t (86-755) 26012053 f (86-755) 26710594 sgs.china@sgs.com

SGS-CSTC Standards Technical Services Co., Ltd. Shenzhen Branch

SZEMC-TRF-01 Rev. A/1

Report No.: SZCR240400113805

Page: 11 of 299

Maximum Conducted output power					
Equipment	Manufacturer	Model No.	Inventory No.	Cal Date	Cal Due Date
Power Sensor	TST PASS	TSPS2023R	SEM009-26	2024-03-27	2025-03-26
Power Sensor	KEYSIGHT	U2021XA	SEM009-16	2024-03-14	2025-03-13
DC Power Supply	Chroma	62012P-80-60	SEM011-11	2023-10-19	2024-10-18
MXA Signal Analyzer	KEYSIGHT	N9020A	SEM004-19	2024-03-14	2025-03-13
Signal Generator	KEYSIGHT	N5173B	SEM006-05	2023-09-19	2024-09-18
Measurement Software	TST PASS	TST PASS V2.0	N/A	N/A	N/A
Coaxial Cable	SGS	N/A	SEM031-01	2023-07-07	2024-07-06
Attenuator	Huber+Suhner	6620_SMA-50-1	SEM021-09	2024-03-27	2025-03-26
Programmable Temperature & Humidity Chamber	Votsch Industrietechnik GmbH	VT 4002	SEM002-15	2024-03-19	2025-03-18

Peak Power spectrum density					
Equipment	Manufacturer	Model No.	Inventory No.	Cal Date	Cal Due Date
DC Power Supply	Chroma	62012P-80-60	SEM011-11	2023-10-19	2024-10-18
MXA Signal Analyzer	KEYSIGHT	N9020A	SEM004-19	2024-03-14	2025-03-13
Signal Generator	KEYSIGHT	N5173B	SEM006-05	2023-09-19	2024-09-18
Measurement Software	TST PASS	TST PASS V2.0	N/A	N/A	N/A
Coaxial Cable	SGS	N/A	SEM031-01	2023-07-07	2024-07-06
Attenuator	Huber+Suhner	6620_SMA-50-1	SEM021-09	2024-03-27	2025-03-26
Programmable Temperature & Humidity Chamber	Votsch Industrietechnik GmbH	VT 4002	SEM002-15	2024-03-19	2025-03-18

Radiated Emissions (Below 1GHz)					
Equipment	Manufacturer	Model No.	Inventory No.	Cal Date	Cal Due Date
Loop Antenna	ETS-Lindgren	6502	SEM003-08	2023-11-20	2025-11-19
3m Semi-Anechoic Chamber	ETS-LINDGREN	N/A	SEM001-01	2023-06-19	2026-06-18
MXE EMI Receiver	Agilent Technologies	N9038A	SEM004-15	2023-10-19	2024-10-18
BiConiLog Antenna	ETS-LINDGREN	3142C	SEM003-01	2023-09-16	2025-09-15
Pre-Amplifier	Agilent Technologies	8447D	SEM005-01	2024-03-14	2025-03-13
Measurement Software	AUDIX	e3 V8.2014-6-27	N/A	N/A	N/A
Coaxial Cable	SGS	N/A	SEM025-01	2023-07-07	2024-07-06



Unless otherwise agreed in writing, this document is issued by the Company subject to its General Conditions of Service printed overleaf, available on request or accessible at <https://www.sgs.com/en/Terms-and-Conditions>. Attention is drawn to the limitation of liability, indemnification and jurisdiction issues defined therein. Any holder of this document is advised that information contained hereon reflects the Company's findings at the time of its intervention only and within the limits of Client's instructions, if any. The Company's sole responsibility is to its Client and this document does not exonerate parties to a transaction from exercising all their rights and obligations under the transaction documents. This document cannot be reproduced except in full, without prior written approval of the Company. Any unauthorized alteration, forgery or falsification of the content or appearance of this document is unlawful and offenders may be prosecuted to the fullest extent of the law. Unless otherwise stated the results shown in this test report refer only to the sample(s) tested and such sample(s) are retained for 30 days only.

Attention: To check the authenticity of testing / inspection report & certificate, please contact us at telephone: (86-755) 8307 1443, or email: CN.Doccheck@sgs.com

No.1 Workshop, M-10, Middle Section, Science & Technology Park, Nanshan District, Shenzhen, Guangdong, China 518057 t (86-755) 26012053 f (86-755) 26710594 www.sgsgroup.com.cn
中国·广东·深圳市南山区科技园中区M-10栋1号厂房 邮编: 518057 t (86-755) 26012053 f (86-755) 26710594 sgs.china@sgs.com

SGS-CSTC Standards Technical Services Co., Ltd. Shenzhen Branch

SZEMC-TRF-01 Rev. A/1

Report No.: SZCR240400113805

Page: 12 of 299

Radiated Emissions (Above 1GHz)					
Equipment	Manufacturer	Model No.	Inventory No.	Cal Date	Cal Due Date
3m Fully-Anechoic Chamber	AUDIX	N/A	SEM001-02	2023-04-01	2026-03-31
Signal Analyzer	Rohde & Schwarz	FSV40	SEM008-04	2024-03-15	2025-03-14
Horn Antenna	Rohde&Schwarz	HF907	SEM003-07	2023-07-23	2025-07-22
Microwave system amplifier	Agilent	83017A	SEM005-25	2023-09-19	2024-09-18
Measurement Software	AUDIX	e3 V8.2014-6-27	N/A	N/A	N/A
Coaxial Cable	SGS	N/A	SEM026-01	2023-07-07	2024-07-06
Broad-Band Horn Antenna	Schwarzbeck	BBHA 9170	SEM003-15	2022-08-10	2024-08-09
Pre-Amplifier	Compliance Directions Systems Inc.	PAP-2640-50	SEM005-08	2024-03-15	2025-03-14

Radiated Emissions which fall in the restricted bands					
Equipment	Manufacturer	Model No.	Inventory No.	Cal Date	Cal Due Date
3m Fully-Anechoic Chamber	AUDIX	N/A	SEM001-02	2023-04-01	2026-03-31
Signal Analyzer	Rohde & Schwarz	FSV40	SEM008-04	2024-03-15	2025-03-14
Horn Antenna	Rohde&Schwarz	HF907	SEM003-07	2023-07-23	2025-07-22
Microwave system amplifier	Agilent	83017A	SEM005-25	2023-09-19	2024-09-18
Measurement Software	AUDIX	e3 V8.2014-6-27	N/A	N/A	N/A
Coaxial Cable	SGS	N/A	SEM026-01	2023-07-07	2024-07-06

Frequency Stability					
Equipment	Manufacturer	Model No.	Inventory No.	Cal Date	Cal Due Date
DC Power Supply	Chroma	62012P-80-60	SEM011-11	2023-10-19	2024-10-18
MXA Signal Analyzer	KEYSIGHT	N9020A	SEM004-19	2024-03-14	2025-03-13
Signal Generator	KEYSIGHT	N5173B	SEM006-05	2023-09-19	2024-09-18
Measurement Software	TST PASS	TST PASS V2.0	N/A	N/A	N/A
Coaxial Cable	SGS	N/A	SEM031-01	2023-07-07	2024-07-06
Attenuator	Huber+Suhner	6620_SMA-50-1	SEM021-09	2024-03-27	2025-03-26
Programmable Temperature & Humidity Chamber	Votsch Industrietechnik GmbH	VT 4002	SEM002-15	2024-03-19	2025-03-18



Unless otherwise agreed in writing, this document is issued by the Company subject to its General Conditions of Service printed overleaf, available on request or accessible at <https://www.sgs.com/en/Terms-and-Conditions>. Attention is drawn to the limitation of liability, indemnification and jurisdiction issues defined therein. Any holder of this document is advised that information contained hereon reflects the Company's findings at the time of its intervention only and within the limits of Client's instructions, if any. The Company's sole responsibility is to its Client and this document does not exonerate parties to a transaction from exercising all their rights and obligations under the transaction documents. This document cannot be reproduced except in full, without prior written approval of the Company. Any unauthorized alteration, forgery or falsification of the content or appearance of this document is unlawful and offenders may be prosecuted to the fullest extent of the law. Unless otherwise stated the results shown in this test report refer only to the sample(s) tested and such sample(s) are retained for 30 days only.

Attention: To check the authenticity of testing / inspection report & certificate, please contact us at telephone: (86-755) 8307 1443, or email: CN.Doccheck@sgs.com

SGS-CSTC Standards Technical Services Co., Ltd. Shenzhen Branch, EMC Laboratory.
 No.1 Workshop, M-10, Middle Section, Science & Technology Park, Nanshan District, Shenzhen, Guangdong, China 518057 t (86-755) 26012053 f (86-755) 26710594 www.sgs.com.cn
 中国·广东·深圳市南山区科技园中区M-10栋1号厂房 邮编: 518057 t (86-755) 26012053 f (86-755) 26710594 sgs.china@sgs.com

SGS-CSTC Standards Technical Services Co., Ltd. Shenzhen Branch

SZEMC-TRF-01 Rev. A/1

Report No.: SZCR240400113805

Page: 13 of 299

General used equipment					
Equipment	Manufacturer	Model No.	Inventory No.	Cal Date	Cal Due Date
Humidity/ Temperature Indicator	deli	8838	SEM002-32	2023-07-28	2024-07-27
Humidity/ Temperature Indicator	deli	8838	SEM002-33	2023-07-28	2024-07-27
Barometer	Changchun Meteorological Industry Factory	DYM3	SEM002-01	2024-03-18	2025-03-17



Unless otherwise agreed in writing, this document is issued by the Company subject to its General Conditions of Service printed overleaf, available on request or accessible at <https://www.sgs.com/en/Terms-and-Conditions>. Attention is drawn to the limitation of liability, indemnification and jurisdiction issues defined therein. Any holder of this document is advised that information contained hereon reflects the Company's findings at the time of its intervention only and within the limits of Client's instructions, if any. The Company's sole responsibility is to its Client and this document does not exonerate parties to a transaction from exercising all their rights and obligations under the transaction documents. This document cannot be reproduced except in full, without prior written approval of the Company. Any unauthorized alteration, forgery or falsification of the content or appearance of this document is unlawful and offenders may be prosecuted to the fullest extent of the law. Unless otherwise stated the results shown in this test report refer only to the sample(s) tested and such sample(s) are retained for 30 days only.

Attention: To check the authenticity of testing / inspection report & certificate, please contact us at telephone: (86-755) 8307 1443, or email: CN.Doccheck@sgs.com

No.1 Workshop, M-10, Middle Section, Science & Technology Park, Nanshan District, Shenzhen, Guangdong, China 518057 t (86-755) 26012053 f (86-755) 26710594 www.sgs.com.cn
 中国·广东·深圳市南山区科技园中区M-10栋1号厂房 邮编: 518057 t (86-755) 26012053 f (86-755) 26710594 sgs.china@sgs.com

6 Radio Spectrum Technical Requirement

6.1 Antenna Requirement

6.1.1 Test Requirement:

47 CFR Part 15, Subpart C 15.203

6.1.2 Conclusion

Standard Requirement:

An intentional radiator shall be designed to ensure that no antenna other than that furnished by the responsible party shall be used with the device. The use of a permanently attached antenna or of an antenna that uses a unique coupling to the intentional radiator, the manufacturer may design the unit so that a broken antenna can be replaced by the user, but the use of a standard antenna jack or electrical connector is prohibited.

15.247(b) (4) requirement:

The conducted output power limit specified in paragraph (b) of this section is based on the use of antennas with directional gains that do not exceed 6 dBi. Except as shown in paragraph (c) of this section, if transmitting antennas of directional gain greater than 6 dBi are used, the conducted output power from the intentional radiator shall be reduced below the stated values in paragraphs (b)(1), (b)(2), and (b)(3) of this section, as appropriate, by the amount in dB that the directional gain of the antenna exceeds 6 dBi.

EUT Antenna:

The antenna is integrated on the main PCB and no consideration of replacement. The best case gain of the antennas are list as follows:

Band	Antenna Gain (dBi)		Directional Gain (dBi)
	ANT0	ANT1	
U-NII-1	1	0	4.01
U-NII-3	-3	0.9	3.91

Antenna location: Refer to internal photo.



6.2 Transmission in the Absence of Data

6.2.1 Test Requirement:

47 CFR Part 15, Subpart E 15.407 (c)

6.2.2 Conclusion

Standard Requirement:

The device shall automatically discontinue transmission in case of either absence of information to transmit or operational failure. These provisions are not intended to preclude the transmission of control or signalling information or the use of repetitive codes used by certain digital technologies to complete frame or burst intervals.

Applicants shall include in their application for equipment authorization a description of how this requirement is met.

EUT Details: Wi-Fi chip support automatically discontinue transmission in case of either absence of information to transmit or operational failure, if the chip detect absence of information to transmit or operational failure, it will be automatically shut off.



7 Radio Spectrum Matter Test Results

7.1 Conducted Emissions at AC Power Line (150kHz-30MHz)

Test Requirement 47 CFR Part 15, Subpart C 15.207 & Subpart E 15.407 b(9)

Test Method: ANSI C63.10 (2013) Section 6.2

Limit:

Frequency of emission(MHz)	Conducted limit(dB μ V)	
	Quasi-peak	Average
0.15-0.5	66 to 56*	56 to 46*
0.5-5	56	46
5-30	60	50

*Decreases with the logarithm of the frequency.

7.1.1 E.U.T. Operation

Operating Environment:

Temperature: 23.5 °C

Humidity: 45.5 % RH

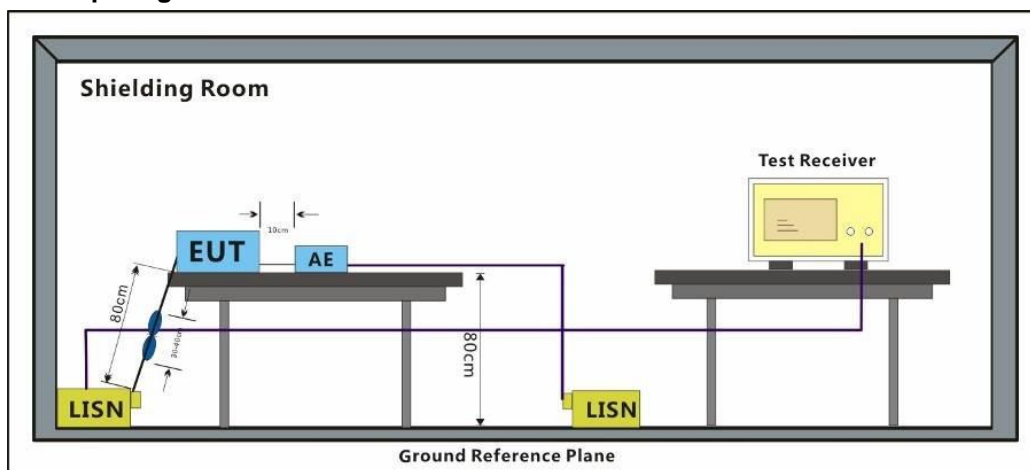
Atmospheric Pressure: 1020 mbar

7.1.2 Test Mode Description

Pre-scan / Final test	Mode Code	Description
Final test	11	Charge + TX mode (U-NII-1)_Keep the EUT in charging and continuously transmitting mode with all modulation types. All data rates for each modulation type have been tested and found the data rate @ 6Mbps is the worst case of IEEE 802.11a; data rate @ MCS0 is the worst case of IEEE 802.11n(HT20), 802.11n(HT40), 802.11ac(VHT20), 802.11ac(VHT40), 802.11ac(VHT80). data rate @HE0 is the worst case of IEEE 802.11ax(HEW20), 802.11ax(HEW40), 802.11ax(HEW80). Only the data of worst case is recorded in the report.
Pre-scan	12	Charge + TX mode (U-NII-3)_Keep the EUT in charging and continuously transmitting mode with all modulation types. All data rates for each modulation type have been tested and found the data rate @ 6Mbps is the worst case of IEEE 802.11a; data rate @ MCS0 is the worst case of IEEE 802.11n(HT20), 802.11n(HT40), 802.11ac(VHT20), 802.11ac(VHT40), 802.11ac(VHT80). data rate @HE0 is the worst case of IEEE 802.11ax(HEW20), 802.11ax(HEW40), 802.11ax(HEW80). Only the data of worst case is recorded in the report.



7.1.3 Test Setup Diagram



7.1.4 Measurement Procedure and Data

- 1) The mains terminal disturbance voltage test was conducted in a shielded room.
- 2) The EUT was connected to AC power source through a LISN 1 (Line Impedance Stabilization Network) which provides a 50ohm/50μH + 5ohm linear impedance. The power cables of all other units of the EUT were connected to a second LISN 2, which was bonded to the ground reference plane in the same way as the LISN 1 for the unit being measured. A multiple socket outlet strip was used to connect multiple power cables to a single LISN provided the rating of the LISN was not exceeded.
- 3) The tabletop EUT was placed upon a non-metallic table 0.8m above the ground reference plane. And for floor-standing arrangement, the EUT was placed on the horizontal ground reference plane,
- 4) The test was performed with a vertical ground reference plane. The rear of the EUT shall be 0.4 m from the vertical ground reference plane. The vertical ground reference plane was bonded to the horizontal ground reference plane. The LISN 1 was placed 0.8 m from the boundary of the unit under test and bonded to a ground reference plane for LISNs mounted on top of the ground reference plane. This distance was between the closest points of the LISN 1 and the EUT. All other units of the EUT and associated equipment was at least 0.8 m from the LISN 2.
- 5) In order to find the maximum emission, the relative positions of equipment and all of the interface cables must be changed according to ANSI C63.10 on conducted measurement.

Remark: Level=Read Level+ Cable Loss+ LISN Factor



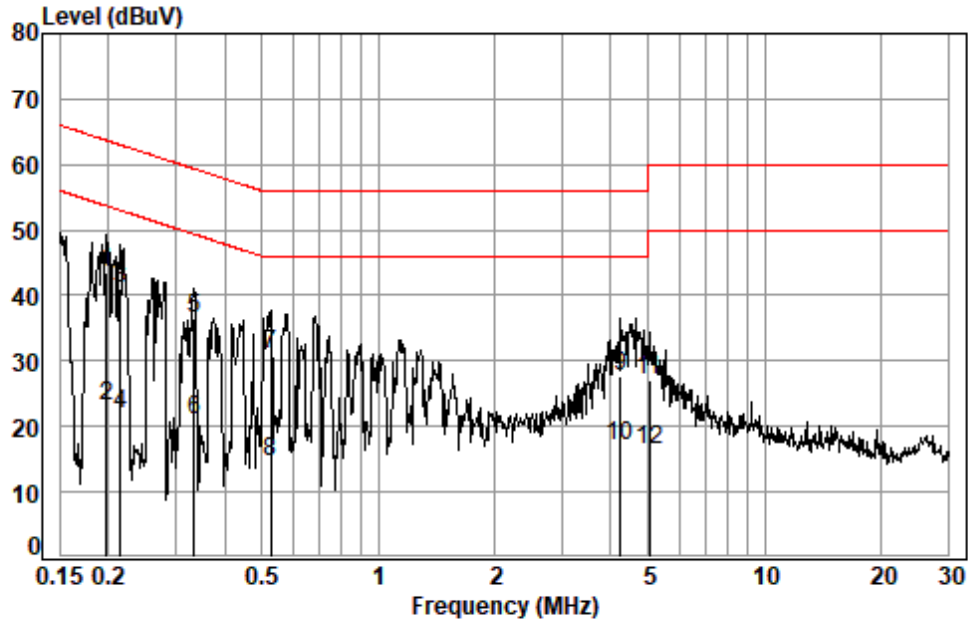
SGS-CSTC Standards Technical Services Co., Ltd. Shenzhen Branch

SZEMC-TRF-01 Rev. A/1

Report No.: SZCR240400113805

Page: 18 of 299

Test Mode: 11; Line: Live line



Site : Shielding Room
Condition: Line
Job No. : 01138AT/01139AT
Test mode: 11

	Freq	Cable Loss	LISN Factor	Read Level	Level	Limit Line	Over Limit	Remark
	MHz	dB	dB	dBuV	dBuV	dBuV	dB	
1 *	0.1976	0.02	9.93	33.47	43.42	63.71	-20.29	QP
2	0.1976	0.02	9.93	13.04	22.99	53.71	-30.72	Average
3	0.2151	0.03	9.94	30.95	40.92	63.01	-22.09	QP
4	0.2151	0.03	9.94	12.04	22.01	53.01	-31.00	Average
5	0.3338	0.03	10.02	26.42	36.47	59.35	-22.88	QP
6 *	0.3338	0.03	10.02	11.00	21.05	49.35	-28.30	Average
7	0.5265	0.04	9.99	21.08	31.11	56.00	-24.89	QP
8	0.5265	0.04	9.99	4.53	14.56	46.00	-31.44	Average
9	4.2466	0.08	10.03	17.69	27.80	56.00	-28.20	QP
10	4.2466	0.08	10.03	6.93	17.04	46.00	-28.96	Average
11	5.0312	0.09	10.04	17.06	27.19	60.00	-32.81	QP
12	5.0312	0.09	10.04	6.17	16.30	50.00	-33.70	Average



SGS-CSTC Standards Technical Services Co., Ltd.
Shenzhen Branch Testing and Calibration Laboratory

Unless otherwise agreed in writing, this document is issued by the Company subject to its General Conditions of Service printed overleaf, available on request or accessible at <https://www.sgs.com/en/Terms-and-Conditions>. Attention is drawn to the limitation of liability, indemnification and jurisdiction issues defined therein. Any holder of this document is advised that information contained hereon reflects the Company's findings at the time of its intervention only and within the limits of Client's instructions, if any. The Company's sole responsibility is to its Client and this document does not exonerate parties to a transaction from exercising all their rights and obligations under the transaction documents. This document cannot be reproduced except in full, without prior written approval of the Company. Any unauthorized alteration, forgery or falsification of the content or appearance of this document is unlawful and offenders may be prosecuted to the fullest extent of the law. Unless otherwise stated the results shown in this test report refer only to the sample(s) tested and such sample(s) are retained for 30 days only.

Attention: To check the authenticity of testing /inspection report & certificate, please contact us at telephone: (86-755) 8307 1443, or email: CN.Doccheck@sgs.com
No.1 Workshop, M-10, Middle Section, Science & Technology Park, Nanshan District, Shenzhen, Guangdong, China 518057 t (86-755) 26012053 f (86-755) 26710594 www.sgsgroup.com.cn
中国·广东·深圳市南山区科技园中区M-10栋1号厂房 邮编: 518057 t (86-755) 26012053 f (86-755) 26710594 sgs.china@sgs.com

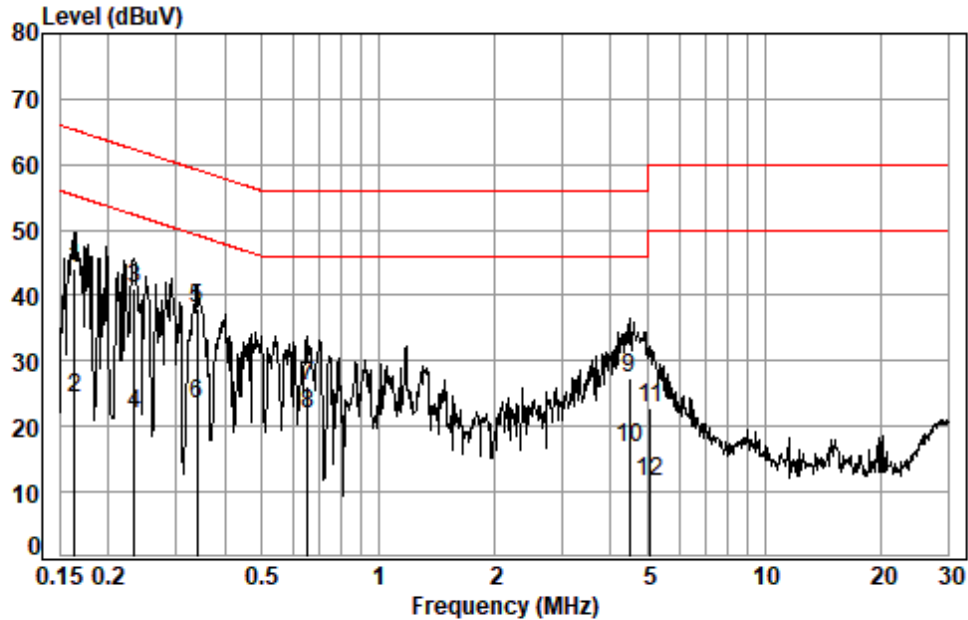
SGS-CSTC Standards Technical Services Co., Ltd. Shenzhen Branch

SZEMC-TRF-01 Rev. A/1

Report No.: SZCR240400113805

Page: 19 of 299

Test Mode: 11; Line: Neutral Line



Site : Shielding Room
Condition: Neutral
Job No. : 01138AT/01139AT
Test mode: 11

	Freq	Cable Loss	LISN Factor	Read Level	Level	Limit Line	Over Limit	Remark
	MHz	dB	dB	dBuV	dBuV	dBuV	dB	
1	0.1633	0.02	9.89	34.07	43.98	65.30	-21.32	QP
2	0.1633	0.02	9.89	14.46	24.37	55.30	-30.93	Average
3 *	0.2341	0.03	9.91	31.26	41.20	62.30	-21.10	QP
4	0.2341	0.03	9.91	11.97	21.91	52.30	-30.39	Average
5	0.3392	0.03	9.92	27.98	37.93	59.22	-21.29	QP
6	0.3392	0.03	9.92	13.53	23.48	49.22	-25.74	Average
7	0.6578	0.04	9.97	16.12	26.13	56.00	-29.87	QP
8 *	0.6578	0.04	9.97	11.97	21.98	46.00	-24.02	Average
9	4.4777	0.09	10.00	17.18	27.27	56.00	-28.73	QP
10	4.4777	0.09	10.00	6.67	16.76	46.00	-29.24	Average
11	5.0580	0.09	10.01	12.61	22.71	60.00	-37.29	QP
12	5.0580	0.09	10.01	1.37	11.47	50.00	-38.53	Average



SGS-CSTC Standards Technical Services Co., Ltd.
Shenzhen Branch Inspection & Testing Laboratory

Unless otherwise agreed in writing, this document is issued by the Company subject to its General Conditions of Service printed overleaf, available on request or accessible at <https://www.sgs.com/en/Terms-and-Conditions>. Attention is drawn to the limitation of liability, indemnification and jurisdiction issues defined therein. Any holder of this document is advised that information contained hereon reflects the Company's findings at the time of its intervention only and within the limits of Client's instructions, if any. The Company's sole responsibility is to its Client and this document does not exonerate parties to a transaction from exercising all their rights and obligations under the transaction documents. This document cannot be reproduced except in full, without prior written approval of the Company. Any unauthorized alteration, forgery or falsification of the content or appearance of this document is unlawful and offenders may be prosecuted to the fullest extent of the law. Unless otherwise stated the results shown in this test report refer only to the sample(s) tested and such sample(s) are retained for 30 days only.

Attention: To check the authenticity of testing / inspection report & certificate, please contact us at telephone: (86-755) 8307 1443, or email: CN.Doccheck@sgs.com

No.1 Workshop, M-10, Middle Section, Science & Technology Park, Nanshan District, Shenzhen, Guangdong, China 518057 t (86-755) 26012053 f (86-755) 26710594 www.sgsgroup.com.cn
中国·广东·深圳市南山区科技园中区M-10栋1号厂房 邮编: 518057 t (86-755) 26012053 f (86-755) 26710594 sgs.china@sgs.com

SGS-CSTC Standards Technical Services Co., Ltd. Shenzhen Branch

SZEMC-TRF-01 Rev. A/1

Report No.: SZCR240400113805

Page: 20 of 299

7.2 Duty Cycle

Test Requirement KDB 789033 D02 II B 1

Test Method: KDB 789033 II B 1

7.2.1 E.U.T. Operation

Operating Environment:

Temperature: 25.3 °C Humidity: 42.4 % RH Atmospheric Pressure: 1020 mbar

7.2.2 Test Mode Description

Pre-scan / Final test	Mode Code	Description
Final test	09	TX mode (U-NII-1)_Keep the EUT in continuously transmitting mode with all modulation types. All data rates for each modulation type have been tested and found the data rate @ 6Mbps is the worst case of IEEE 802.11a; data rate @ MCS0 is the worst case of IEEE 802.11n(HT20), 802.11n(HT40), 802.11ac(VHT20), 802.11ac(VHT40), 802.11ac(VHT80). data rate @HE0 is the worst case of IEEE 802.11ax(HEW20), 802.11ax(HEW40), 802.11ax(HEW80). Only the data of worst case is recorded in the report.
Final test	10	TX mode (U-NII-3)_Keep the EUT in continuously transmitting mode with all modulation types. All data rates for each modulation type have been tested and found the data rate @ 6Mbps is the worst case of IEEE 802.11a; data rate @ MCS0 is the worst case of IEEE 802.11n(HT20), 802.11n(HT40), 802.11ac(VHT20), 802.11ac(VHT40), 802.11ac(VHT80). data rate @HE0 is the worst case of IEEE 802.11ax(HEW20), 802.11ax(HEW40), 802.11ax(HEW80). Only the data of worst case is recorded in the report.



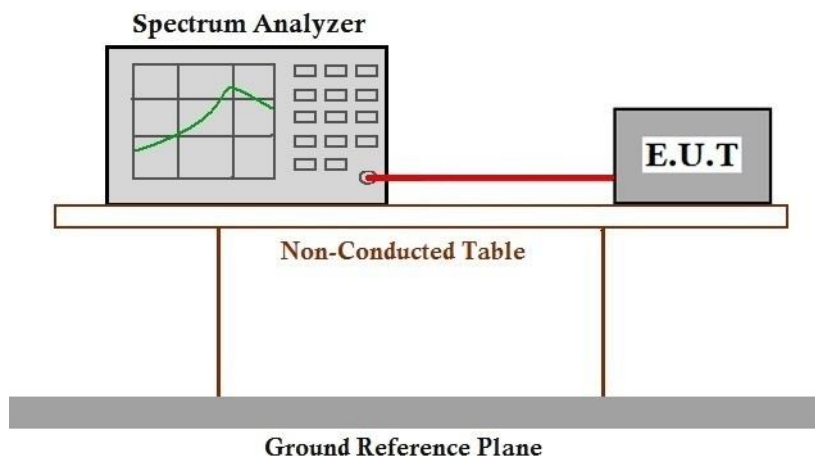
SGS-CSTC Standards Technical Services Co., Ltd.
Shenzhen Branch Inspection & Testing Laboratory

Unless otherwise agreed in writing, this document is issued by the Company subject to its General Conditions of Service printed overleaf, available on request or accessible at <https://www.sgs.com/en/Terms-and-Conditions>. Attention is drawn to the limitation of liability, indemnification and jurisdiction issues defined therein. Any holder of this document is advised that information contained hereon reflects the Company's findings at the time of its intervention only and within the limits of Client's instructions, if any. The Company's sole responsibility is to its Client and this document does not exonerate parties to a transaction from exercising all their rights and obligations under the transaction documents. This document cannot be reproduced except in full, without prior written approval of the Company. Any unauthorized alteration, forgery or falsification of the content or appearance of this document is unlawful and offenders may be prosecuted to the fullest extent of the law. Unless otherwise stated the results shown in this test report refer only to the sample(s) tested and such sample(s) are retained for 30 days only.

Attention: To check the authenticity of testing /inspection report & certificate, please contact us at telephone: (86-755) 8307 1443, or email: CN.Doccheck@sgs.com

No.1 Workshop, M-10, Middle Section, Science & Technology Park, Nanshan District, Shenzhen, Guangdong, China 518057 t (86-755) 26012053 f (86-755) 26710594 www.sgsgroup.com.cn
中国·广东·深圳市南山区科技园中区M-10栋1号厂房 邮编: 518057 t (86-755) 26012053 f (86-755) 26710594 sgs.china@sgs.com

7.2.3 Test Setup Diagram



7.2.4 Measurement Procedure and Data

Please Refer to Appendix for Details



SGS-CSTC Standards Technical Services Co., Ltd. Shenzhen Branch

SZEMC-TRF-01 Rev. A/1

Report No.: SZCR240400113805

Page: 22 of 299

7.3 99% Bandwidth

Test Requirement N/A
Test Method: KDB 789033 II D

7.3.1 E.U.T. Operation

Operating Environment:
Temperature: 25.3 °C Humidity: 42.4 % RH Atmospheric Pressure: 1020 mbar

7.3.2 Test Mode Description

Pre-scan / Final test	Mode Code	Description
Final test	09	TX mode (U-NII-1)_Keep the EUT in continuously transmitting mode with all modulation types. All data rates for each modulation type have been tested and found the data rate @ 6Mbps is the worst case of IEEE 802.11a; data rate @ MCS0 is the worst case of IEEE 802.11n(HT20), 802.11n(HT40), 802.11ac(VHT20), 802.11ac(VHT40), 802.11ac(VHT80). data rate @HE0 is the worst case of IEEE 802.11ax(HEW20), 802.11ax(HEW40), 802.11ax(HEW80). Only the data of worst case is recorded in the report.
Final test	10	TX mode (U-NII-3)_Keep the EUT in continuously transmitting mode with all modulation types. All data rates for each modulation type have been tested and found the data rate @ 6Mbps is the worst case of IEEE 802.11a; data rate @ MCS0 is the worst case of IEEE 802.11n(HT20), 802.11n(HT40), 802.11ac(VHT20), 802.11ac(VHT40), 802.11ac(VHT80). data rate @HE0 is the worst case of IEEE 802.11ax(HEW20), 802.11ax(HEW40), 802.11ax(HEW80). Only the data of worst case is recorded in the report.



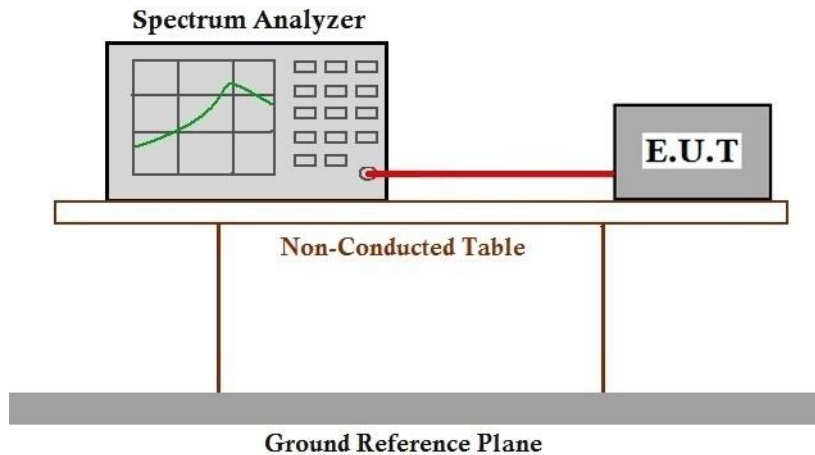
Unless otherwise agreed in writing, this document is issued by the Company subject to its General Conditions of Service printed overleaf, available on request or accessible at <https://www.sgs.com/en/Terms-and-Conditions>. Attention is drawn to the limitation of liability, indemnification and jurisdiction issues defined therein. Any holder of this document is advised that information contained hereon reflects the Company's findings at the time of its intervention only and within the limits of Client's instructions, if any. The Company's sole responsibility is to its Client and this document does not exonerate parties to a transaction from exercising all their rights and obligations under the transaction documents. This document cannot be reproduced except in full, without prior written approval of the Company. Any unauthorized alteration, forgery or falsification of the content or appearance of this document is unlawful and offenders may be prosecuted to the fullest extent of the law. Unless otherwise stated the results shown in this test report refer only to the sample(s) tested and such sample(s) are retained for 30 days only.

Attention: To check the authenticity of testing /inspection report & certificate, please contact us at telephone: (86-755) 8307 1443, or email: CN.Doccheck@sgs.com

SGS-CSTC Standards Technical Services Co., Ltd.
Shenzhen Branch Testing & Calibration Laboratory

No.1 Workshop, M-10, Middle Section, Science & Technology Park, Nanshan District, Shenzhen, Guangdong, China 518057 t (86-755) 26012053 f (86-755) 26710594 www.sgsgroup.com.cn
中国·广东·深圳市南山区科技园中区M-10栋1号厂房 邮编: 518057 t (86-755) 26012053 f (86-755) 26710594 sgs.china@sgs.com

7.3.3 Test Setup Diagram



7.3.4 Measurement Procedure and Data

Please Refer to Appendix for Details



7.4 26dB Emission bandwidth

Test Requirement 47 CFR Part 15, Subpart E 15.407 (a)

Test Method: KDB 789033 D02 II C 1

7.4.1 E.U.T. Operation

Operating Environment:

Temperature: 25.3 °C

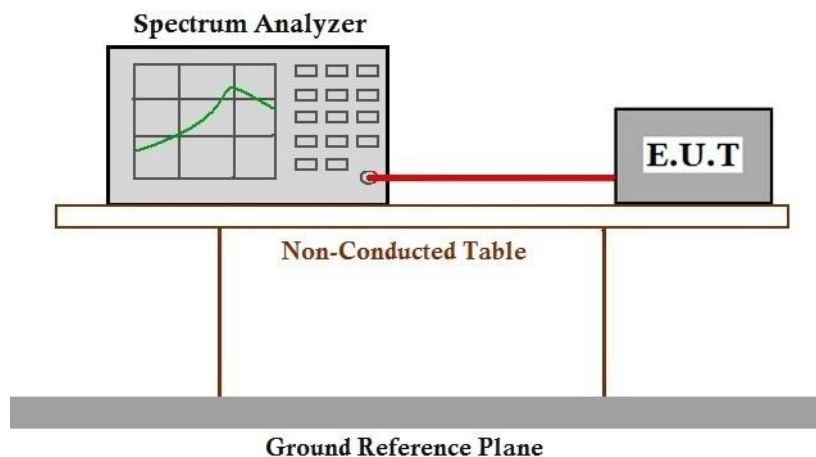
Humidity: 42.4 % RH

Atmospheric Pressure: 1020 mbar

7.4.2 Test Mode Description

Pre-scan / Final test	Mode Code	Description
Final test	09	TX mode (U-NII-1)_Keep the EUT in continuously transmitting mode with all modulation types. All data rates for each modulation type have been tested and found the data rate @ 6Mbps is the worst case of IEEE 802.11a; data rate @ MCS0 is the worst case of IEEE 802.11n(HT20), 802.11n(HT40), 802.11ac(VHT20), 802.11ac(VHT40), 802.11ac(VHT80). data rate @HE0 is the worst case of IEEE 802.11ax(HEW20), 802.11ax(HEW40), 802.11ax(HEW80). Only the data of worst case is recorded in the report.

7.4.3 Test Setup Diagram



7.4.4 Measurement Procedure and Data

Please Refer to Appendix for Details



SGS-CSTC Standards Technical Services Co., Ltd. Shenzhen Branch

SZEMC-TRF-01 Rev. A/1

Report No.: SZCR240400113805

Page: 25 of 299

7.5 Minimum 6 dB bandwidth (5.725-5.85 GHz band)

Test Requirement 47 CFR Part 15, Subpart E 15.407 (e)

Test Method: KDB 789033 D02 II C 2

Limit:

Frequency band(MHz)	Limit
5725-5850	≥500 kHz

7.5.1 E.U.T. Operation

Operating Environment:

Temperature: 25.3 °C

Humidity: 42.4 % RH

Atmospheric Pressure: 1020 mbar

7.5.2 Test Mode Description

Pre-scan / Final test	Mode Code	Description
Final test	10	TX mode (U-NII-3)_Keep the EUT in continuously transmitting mode with all modulation types. All data rates for each modulation type have been tested and found the data rate @ 6Mbps is the worst case of IEEE 802.11a; data rate @ MCS0 is the worst case of IEEE 802.11n(HT20), 802.11n(HT40), 802.11ac(VHT20), 802.11ac(VHT40), 802.11ac(VHT80). data rate @HE0 is the worst case of IEEE 802.11ax(HEW20), 802.11ax(HEW40), 802.11ax(HEW80). Only the data of worst case is recorded in the report.



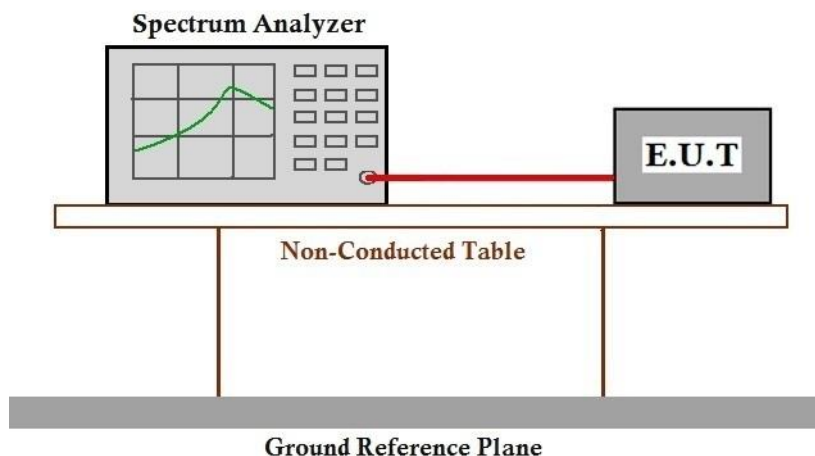
SGS-CSTC Standards Technical Services Co., Ltd.
Shenzhen Branch Inspection & Testing Laboratory

Unless otherwise agreed in writing, this document is issued by the Company subject to its General Conditions of Service printed overleaf, available on request or accessible at <https://www.sgs.com/en/Terms-and-Conditions>. Attention is drawn to the limitation of liability, indemnification and jurisdiction issues defined therein. Any holder of this document is advised that information contained hereon reflects the Company's findings at the time of its intervention only and within the limits of Client's instructions, if any. The Company's sole responsibility is to its Client and this document does not exonerate parties to a transaction from exercising all their rights and obligations under the transaction documents. This document cannot be reproduced except in full, without prior written approval of the Company. Any unauthorized alteration, forgery or falsification of the content or appearance of this document is unlawful and offenders may be prosecuted to the fullest extent of the law. Unless otherwise stated the results shown in this test report refer only to the sample(s) tested and such sample(s) are retained for 30 days only.

Attention: To check the authenticity of testing /inspection report & certificate, please contact us at telephone: (86-755) 8307 1443, or email: CN.Doccheck@sgs.com

No.1 Workshop, M-10, Middle Section, Science & Technology Park, Nanshan District, Shenzhen, Guangdong, China 518057 t (86-755) 26012053 f (86-755) 26710594 www.sgs.com.cn
中国·广东·深圳市南山区科技园中区M-10栋1号厂房 邮编: 518057 t (86-755) 26012053 f (86-755) 26710594 sgs.china@sgs.com

7.5.3 Test Setup Diagram



7.5.4 Measurement Procedure and Data

Please Refer to Appendix for Details



Unless otherwise agreed in writing, this document is issued by the Company subject to its General Conditions of Service printed overleaf, available on request or accessible at <https://www.sgs.com/en/Terms-and-Conditions>. Attention is drawn to the limitation of liability, indemnification and jurisdiction issues defined therein. Any holder of this document is advised that information contained hereon reflects the Company's findings at the time of its intervention only and within the limits of Client's instructions, if any. The Company's sole responsibility is to its Client and this document does not exonerate parties to a transaction from exercising all their rights and obligations under the transaction documents. This document cannot be reproduced except in full, without prior written approval of the Company. Any unauthorized alteration, forgery or falsification of the content or appearance of this document is unlawful and offenders may be prosecuted to the fullest extent of the law. Unless otherwise stated the results shown in this test report refer only to the sample(s) tested and such sample(s) are retained for 30 days only.

Attention: To check the authenticity of testing / inspection report & certificate, please contact us at telephone: (86-755) 8307 1443, or email: CN.Doccheck@sgs.com

SGS-CSTC Standards Technical Services Co., Ltd.
Shenzhen Branch
Inspection & Testing Services

No.1 Workshop, M-10, Middle Section, Science & Technology Park, Nanshan District, Shenzhen, Guangdong, China 518057 t (86-755) 26012053 f (86-755) 26710594 www.sgs.com.cn
中国·广东·深圳市南山区科技园中区M-10栋1号厂房 邮编: 518057 t (86-755) 26012053 f (86-755) 26710594 sgs.china@sgs.com

7.6 Maximum Conducted output power

Test Requirement 47 CFR Part 15, Subpart E 15.407 (a)

Test Method: KDB 789033 D02 II E

Limit:

Frequency band(MHz)	Limit
5150-5250	≤1W(30dBm) for master device
	≤250mW(24dBm) for client device
5250-5350	≤250mW(24dBm) or 11dBm+10logB*
5470-5725	≤250mW(24dBm) or 11dBm+10logB*
5725-5850	≤1W(30dBm)
Remark:	<p>* Where B is the 26dB emission bandwidth in MHz.</p> <p>The maximum conducted output power must be measured over any interval of continuous transmission using instrumentation calibrated in terms of an rms-equivalent voltage.</p>

7.6.1 E.U.T. Operation

Operating Environment:

Temperature: 25.3 °C

Humidity: 42.4 % RH

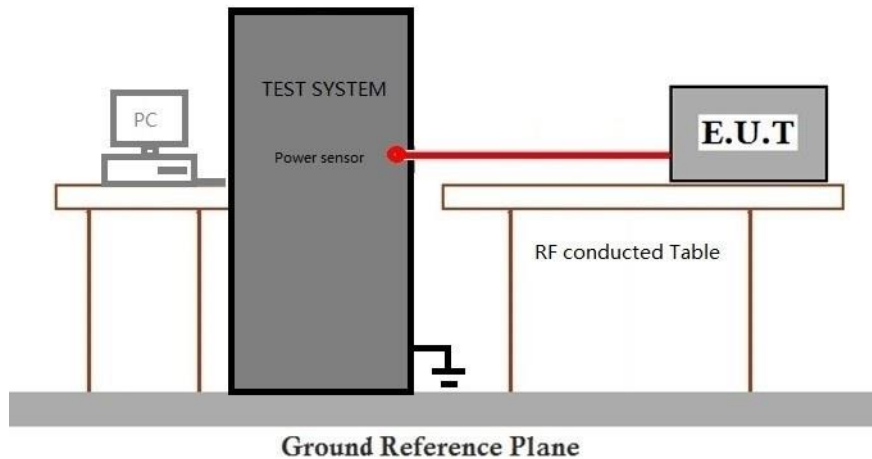
Atmospheric Pressure: 1020 mbar

7.6.2 Test Mode Description

Pre-scan / Final test	Mode Code	Description
Final test	09	TX mode (U-NII-1)_Keep the EUT in continuously transmitting mode with all modulation types. All data rates for each modulation type have been tested and found the data rate @ 6Mbps is the worst case of IEEE 802.11a; data rate @ MCS0 is the worst case of IEEE 802.11n(HT20), 802.11n(HT40), 802.11ac(VHT20), 802.11ac(VHT40), 802.11ac(VHT80). data rate @HE0 is the worst case of IEEE 802.11ax(HEW20), 802.11ax(HEW40), 802.11ax(HEW80). Only the data of worst case is recorded in the report.
Final test	10	TX mode (U-NII-3)_Keep the EUT in continuously transmitting mode with all modulation types. All data rates for each modulation type have been tested and found the data rate @ 6Mbps is the worst case of IEEE 802.11a; data rate @ MCS0 is the worst case of IEEE 802.11n(HT20), 802.11n(HT40), 802.11ac(VHT20), 802.11ac(VHT40), 802.11ac(VHT80). data rate @HE0 is the worst case of IEEE 802.11ax(HEW20), 802.11ax(HEW40), 802.11ax(HEW80). Only the data of worst case is recorded in the report.



7.6.3 Test Setup Diagram



7.6.4 Measurement Procedure and Data

Note: Since the verify power the same operating range bandwidth and smaller power can be covered by the higher power.

Please Refer to Appendix for Details

7.7 Peak Power spectrum density

Test Requirement 47 CFR Part 15, Subpart E 15.407 (a)

Test Method: KDB 789033 D02 II F

Limit:

Frequency band(MHz)	Limit
5150-5250	≤17dBm in 1MHz for master device
	≤11dBm in 1MHz for client device
5250-5350	≤11dBm in 1MHz for client device
5470-5725	≤11dBm in 1MHz for client device
5725-5850	≤30dBm in 500 kHz
Remark:	The maximum power spectral density is measured as a conducted emission by direct connection of a calibrated test instrument to the equipment under test.

7.7.1 E.U.T. Operation

Operating Environment:

Temperature: 25.3 °C

Humidity: 42.4 % RH

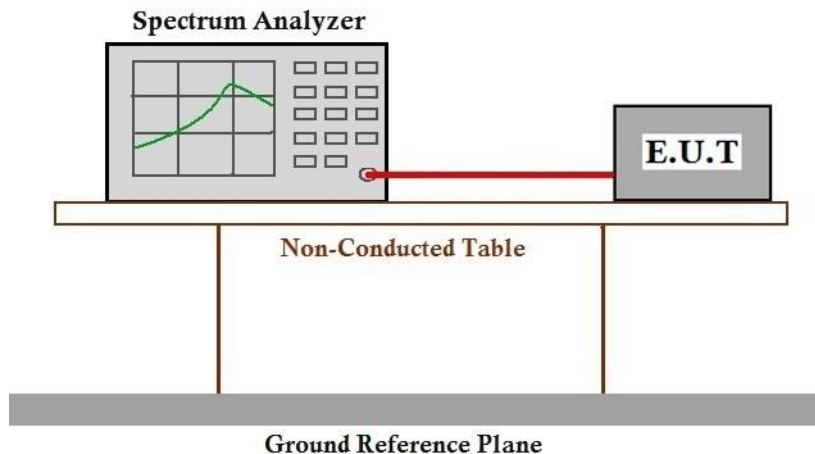
Atmospheric Pressure: 1020 mbar

7.7.2 Test Mode Description

Pre-scan / Final test	Mode Code	Description
Final test	09	TX mode (U-NII-1)_Keep the EUT in continuously transmitting mode with all modulation types. All data rates for each modulation type have been tested and found the data rate @ 6Mbps is the worst case of IEEE 802.11a; data rate @ MCS0 is the worst case of IEEE 802.11n(HT20), 802.11n(HT40), 802.11ac(VHT20), 802.11ac(VHT40), 802.11ac(VHT80). data rate @HE0 is the worst case of IEEE 802.11ax(HEW20), 802.11ax(HEW40), 802.11ax(HEW80). Only the data of worst case is recorded in the report.
Final test	10	TX mode (U-NII-3)_Keep the EUT in continuously transmitting mode with all modulation types. All data rates for each modulation type have been tested and found the data rate @ 6Mbps is the worst case of IEEE 802.11a; data rate @ MCS0 is the worst case of IEEE 802.11n(HT20), 802.11n(HT40), 802.11ac(VHT20), 802.11ac(VHT40), 802.11ac(VHT80). data rate @HE0 is the worst case of IEEE 802.11ax(HEW20), 802.11ax(HEW40), 802.11ax(HEW80). Only the data of worst case is recorded in the report.



7.7.3 Test Setup Diagram



7.7.4 Measurement Procedure and Data

Please Refer to Appendix for Details

7.8 Radiated Emissions (Below 1GHz)

Test Requirement 47 CFR Part 15, Subpart C 15.209 & Subpart E 15.407(b)

Test Method: KDB 789033 D02 II G

Measurement Distance: 3m

Limit:

Frequency(MHz)	Field strength(microvolts/meter)	Measurement distance(meters)
0.009-0.490	2400/F(kHz)	300
0.490-1.705	24000/F(kHz)	30
1.705-30.0	30	30
30-88	100	3
88-216	150	3
216-960	200	3
960-1000	500	3

7.8.1 E.U.T. Operation

Operating Environment:

Temperature: 23.2 °C

Humidity: 45.8 % RH

Atmospheric Pressure: 1020 mbar

7.8.2 Test Mode Description

Pre-scan / Final test	Mode Code	Description
Pre-scan	09	TX mode (U-NII-1)_Keep the EUT in continuously transmitting mode with all modulation types. All data rates for each modulation type have been tested and found the data rate @ 6Mbps is the worst case of IEEE 802.11a; data rate @ MCS0 is the worst case of IEEE 802.11n(HT20), 802.11n(HT40), 802.11ac(VHT20), 802.11ac(VHT40), 802.11ac(VHT80). data rate @HE0 is the worst case of IEEE 802.11ax(HEW20), 802.11ax(HEW40), 802.11ax(HEW80). Only the data of worst case is recorded in the report.
Pre-scan	10	TX mode (U-NII-3)_Keep the EUT in continuously transmitting mode with all modulation types. All data rates for each modulation type have been tested and found the data rate @ 6Mbps is the worst case of IEEE 802.11a; data rate @ MCS0 is the worst case of IEEE 802.11n(HT20), 802.11n(HT40), 802.11ac(VHT20), 802.11ac(VHT40), 802.11ac(VHT80). data rate @HE0 is the worst case of IEEE 802.11ax(HEW20), 802.11ax(HEW40), 802.11ax(HEW80). Only the data of worst case is recorded in the report.
Final test	11	Charge + TX mode (U-NII-1)_Keep the EUT in charging and continuously transmitting mode with all modulation types. All data rates for each modulation type have been tested and found the data rate @ 6Mbps is the worst case of IEEE 802.11a; data rate @ MCS0 is the worst case of IEEE 802.11n(HT20), 802.11n(HT40), 802.11ac(VHT20), 802.11ac(VHT40), 802.11ac(VHT80). data rate



Unless otherwise agreed in writing, this document is issued by the Company subject to its General Conditions of Service printed overleaf, available on request or accessible at <https://www.sgs.com/en/Terms-and-Conditions>. Attention is drawn to the limitation of liability, indemnification and jurisdiction issues defined therein. Any holder of this document is advised that information contained hereon reflects the Company's findings at the time of its intervention only and within the limits of Client's instructions, if any. The Company's sole responsibility is to its Client and this document does not exonerate parties to a transaction from exercising all their rights and obligations under the transaction documents. This document cannot be reproduced except in full, without prior written approval of the Company. Any unauthorized alteration, forgery or falsification of the content or appearance of this document is unlawful and offenders may be prosecuted to the fullest extent of the law. Unless otherwise stated the results shown in this test report refer only to the sample(s) tested and such sample(s) are retained for 30 days only.

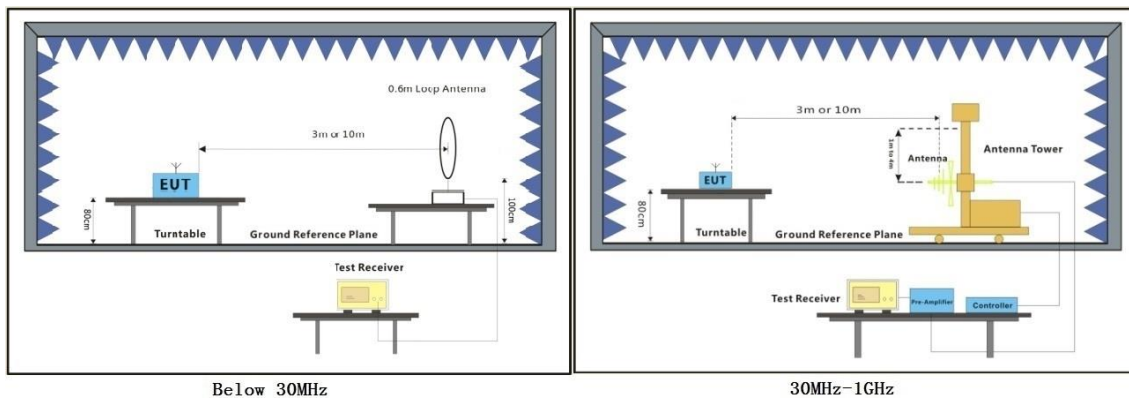
Attention: To check the authenticity of testing /inspection report & certificate, please contact us at telephone: (86-755) 8307 1443, or email: CN.Doccheck@sgs.com

SGS-CSTC Standards Technical Services Co., Ltd.
Shenzhen Branch Testing Laboratory

No.1 Workshop, M-10, Middle Section, Science & Technology Park, Nanshan District, Shenzhen, Guangdong, China 518057 t (86-755) 26012053 f (86-755) 26710594 www.sgs.com.cn
中国·广东·深圳市南山区科技园中区M-10栋1号厂房 邮编: 518057 t (86-755) 26012053 f (86-755) 26710594 sgs.china@sgs.com

		@HE0 is the worst case of IEEE 802.11ax(HEW20), 802.11ax(HEW40), 802.11ax(HEW80). Only the data of worst case is recorded in the report.
Pre-scan	12	Charge + TX mode (U-NII-3)_Keep the EUT in charging and continuously transmitting mode with all modulation types. All data rates for each modulation type have been tested and found the data rate @ 6Mbps is the worst case of IEEE 802.11a; data rate @ MCS0 is the worst case of IEEE 802.11n(HT20), 802.11n(HT40), 802.11ac(VHT20), 802.11ac(VHT40), 802.11ac(VHT80). data rate @HE0 is the worst case of IEEE 802.11ax(HEW20), 802.11ax(HEW40), 802.11ax(HEW80). Only the data of worst case is recorded in the report.

7.8.3 Test Setup Diagram



7.8.4 Measurement Procedure and Data

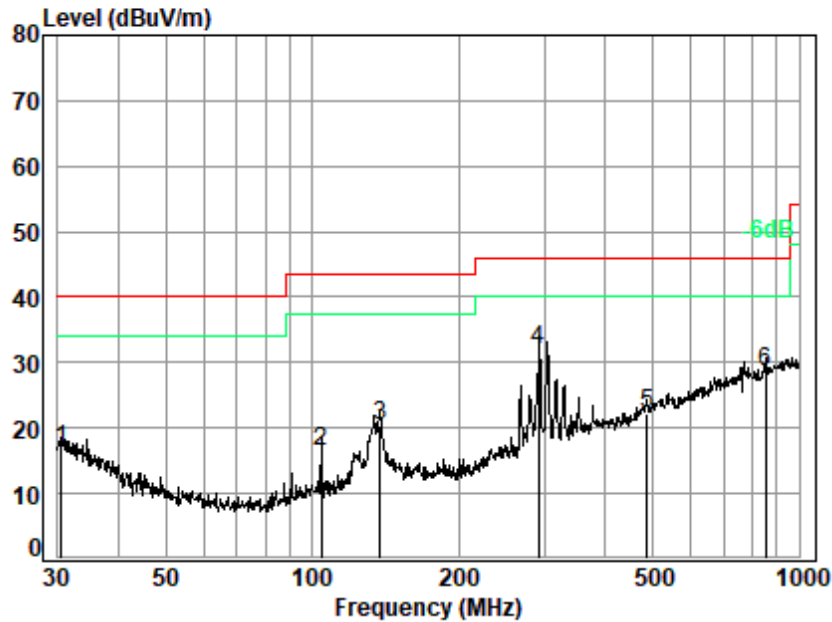
- a. For below 1GHz, the EUT was placed on the top of a rotating table 0.8 meters above the ground at a 3 meter semi-anechoic chamber. The table was rotated 360 degrees to determine the position of the highest radiation.
- b. The EUT was set 3 or 10 meters away from the interference-receiving antenna, which was mounted on the top of a variable-height antenna tower.
- c. The antenna height is varied from one meter to four meters above the ground to determine the maximum value of the field strength. Both horizontal and vertical polarizations of the antenna are set to make the measurement.
- d. For each suspected emission, the EUT was arranged to its worst case and then the antenna was tuned to heights from 1 meter to 4 meters (for the test frequency of below 30MHz, the antenna was tuned to heights 1 meter) and the rotatable table was turned from 0 degrees to 360 degrees to find the maximum reading.
- e. The test-receiver system was set to Peak Detect Function and Specified Bandwidth with Maximum Hold Mode.
- f. If the emission level of the EUT in peak mode was 10dB lower than the limit specified, then testing could be stopped and the peak values of the EUT would be reported. Otherwise the emissions that did not have 10dB margin would be re-tested one by one using quasi-peak method as specified and then reported in a data sheet.
- g. Test the EUT in the lowest channel, the middle channel, the Highest channel.
- h. The radiation measurements are performed in X, Y, Z axis positioning for Transmitting mode, and found the X axis positioning which it is the worst case.
- i. Repeat above procedures until all frequencies measured was complete.

Remark:

1. Level= Read Level+ Cable Loss+ Antenna Factor- Preamp Factor
2. For emission below 1GHz, through the pre-scan found the worst case is the lowest channel of 802.11a. Only the worst case is recorded in the report.
3. Scan from 9kHz to 30MHz, the disturbance below 30MHz was very low. The points marked on above plots are the highest emissions could be found when testing, so only above points had been displayed. The amplitude of spurious emissions from the radiator which are attenuated more than 20dB below the limit need not be reported.
4. The disturbance below 1GHz was very low and the harmonics were the highest point could be found when testing, so only the above harmonics had been displayed.



Test Mode: 11; Polarity: Horizontal; Modulation:802.11a; Bandwidth:20MHz; Channel: High

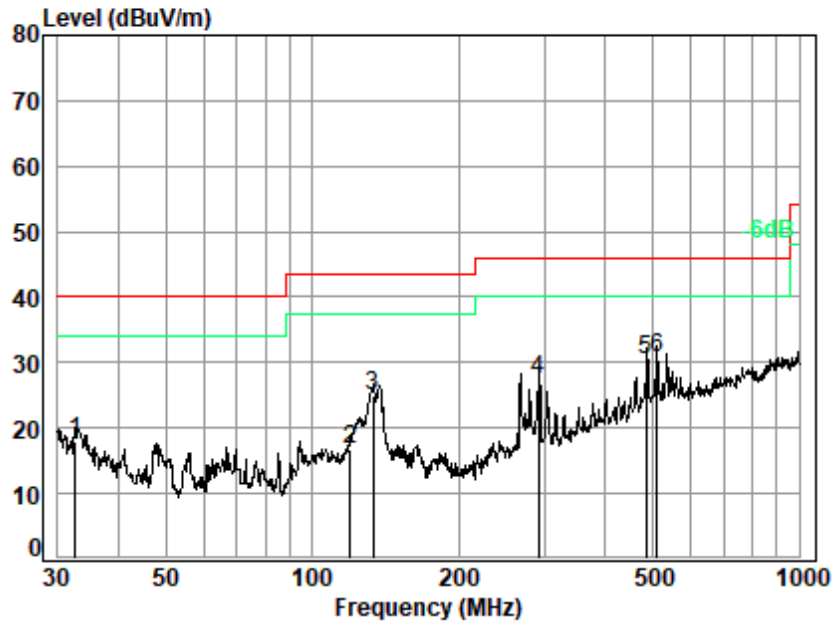


Site : chamber
Condition: 3m HORIZONTAL
Job No. : 01138AT/01139AT
Test Mode: 11

	Ant	Cable	Preamp	Read		Limit	Over	
	Freq	Factor	Loss	Factor	Level	Level	Line	Limit Remark
	MHz	dB/m	dB	dB	dBuV	dBuV/m	dBuV/m	dB
1	30.53	20.95	0.65	27.80	22.89	16.69	40.00	-23.31 QP
2	104.17	12.22	1.21	27.59	30.72	16.56	43.50	-26.94 QP
3	137.90	11.62	1.39	27.47	34.89	20.43	43.50	-23.07 QP
4 q	292.06	17.20	2.14	26.92	39.59	32.01	46.00	-13.99 QP
5	487.32	22.86	2.85	27.73	24.29	22.27	46.00	-23.73 QP
6	854.02	26.92	3.97	27.35	25.10	28.64	46.00	-17.36 QP



Test Mode: 11; Polarity: Vertical; Modulation:802.11a; Bandwidth:20MHz; Channel: High



Site : chamber

Condition: 3m VERTICAL

Job No. : 01138AT/01139AT

Test Mode: 11

	Ant	Cable	Preamp	Read		Limit	Over	
Freq	Factor	Loss	Factor	Level	Level	Line	Limit	Remark
MHz	dB/m	dB	dB	dBuV	dBuV/m	dBuV/m	dB	
1	32.52	20.07	0.67	27.80	25.00	17.94	40.00	-22.06 QP
2	119.44	11.12	1.29	27.54	31.86	16.73	43.50	-26.77 QP
3	133.15	11.21	1.37	27.49	39.81	24.90	43.50	-18.60 QP
4	292.06	17.20	2.14	26.92	34.99	27.41	46.00	-18.59 QP
5	485.61	22.88	2.84	27.72	32.38	30.38	46.00	-15.62 QP
6 q	511.84	23.22	2.93	27.84	32.30	30.61	46.00	-15.39 QP



7.9 Radiated Emissions (Above 1GHz)

Test Requirement 47 CFR Part 15, Subpart C 15.209 & Subpart E 15.407(b)

Test Method: KDB 789033 D02 II G

Measurement Distance: 3m

Limit:

Frequency(MHz)	Field strength(microvolts/meter)	Measurement distance(meters)
Above 1GHz	500	3
<p>*(1) For transmitters operating in the 5.15-5.25 GHz band: All emissions outside of the 5.15-5.35 GHz band shall not exceed an e.i.r.p. of -27 dBm/MHz.</p> <p>(2) For transmitters operating in the 5.25-5.35 GHz band: All emissions outside of the 5.15-5.35 GHz band shall not exceed an e.i.r.p. of -27 dBm/MHz.</p> <p>(3) For transmitters operating in the 5.47-5.725 GHz band: All emissions outside of the 5.47-5.725 GHz band shall not exceed an e.i.r.p. of -27 dBm/MHz.</p> <p>(4) For transmitters operating in the 5.725-5.85 GHz band:</p> <p>(i) All emissions shall be limited to a level of -27 dBm/MHz at 75 MHz or more above or below the band edge increasing linearly to 10 dBm/MHz at 25 MHz above or below the band edge, and from 25 MHz above or below the band edge increasing linearly to a level of 15.6 dBm/MHz at 5 MHz above or below the band edge, and from 5 MHz above or below the band edge increasing linearly to a level of 27 dBm/MHz at the band edge.</p> <p>Remark: The emission limits shown in the above table are based on measurements employing a CISPR quasi-peak detector except for the frequency bands 9-90kHz, 110-490kHz and above 1000 MHz. Radiated emission limits in these three bands are based on measurements employing an average detector, the peak field strength of any emission shall not exceed the maximum permitted average limits specified above by more than 20 dB under any condition of modulation.</p>		



SGS-CSTC Standards Technical Services Co., Ltd. Shenzhen Branch

SZEMC-TRF-01 Rev. A/1

Report No.: SZCR240400113805

Page: 37 of 299

7.9.1 E.U.T. Operation

Operating Environment:

Temperature: 21.8 °C

Humidity: 52.4 % RH

Atmospheric Pressure: 1020 mbar

7.9.2 Test Mode Description

Pre-scan / Final test	Mode Code	Description
Pre-scan	09	TX mode (U-NII-1)_Keep the EUT in continuously transmitting mode with all modulation types. All data rates for each modulation type have been tested and found the data rate @ 6Mbps is the worst case of IEEE 802.11a; data rate @ MCS0 is the worst case of IEEE 802.11n(HT20), 802.11n(HT40), 802.11ac(VHT20), 802.11ac(VHT40), 802.11ac(VHT80). data rate @HE0 is the worst case of IEEE 802.11ax(HEW20), 802.11ax(HEW40), 802.11ax(HEW80). Only the data of worst case is recorded in the report.
Pre-scan	10	TX mode (U-NII-3)_Keep the EUT in continuously transmitting mode with all modulation types. All data rates for each modulation type have been tested and found the data rate @ 6Mbps is the worst case of IEEE 802.11a; data rate @ MCS0 is the worst case of IEEE 802.11n(HT20), 802.11n(HT40), 802.11ac(VHT20), 802.11ac(VHT40), 802.11ac(VHT80). data rate @HE0 is the worst case of IEEE 802.11ax(HEW20), 802.11ax(HEW40), 802.11ax(HEW80). Only the data of worst case is recorded in the report.
Final test	11	Charge + TX mode (U-NII-1)_Keep the EUT in charging and continuously transmitting mode with all modulation types. All data rates for each modulation type have been tested and found the data rate @ 6Mbps is the worst case of IEEE 802.11a; data rate @ MCS0 is the worst case of IEEE 802.11n(HT20), 802.11n(HT40), 802.11ac(VHT20), 802.11ac(VHT40), 802.11ac(VHT80). data rate @HE0 is the worst case of IEEE 802.11ax(HEW20), 802.11ax(HEW40), 802.11ax(HEW80). Only the data of worst case is recorded in the report.
Final test	12	Charge + TX mode (U-NII-3)_Keep the EUT in charging and continuously transmitting mode with all modulation types. All data rates for each modulation type have been tested and found the data rate @ 6Mbps is the worst case of IEEE 802.11a; data rate @ MCS0 is the worst case of IEEE 802.11n(HT20), 802.11n(HT40), 802.11ac(VHT20), 802.11ac(VHT40), 802.11ac(VHT80). data rate @HE0 is the worst case of IEEE 802.11ax(HEW20), 802.11ax(HEW40), 802.11ax(HEW80). Only the data of worst case is recorded in the report.



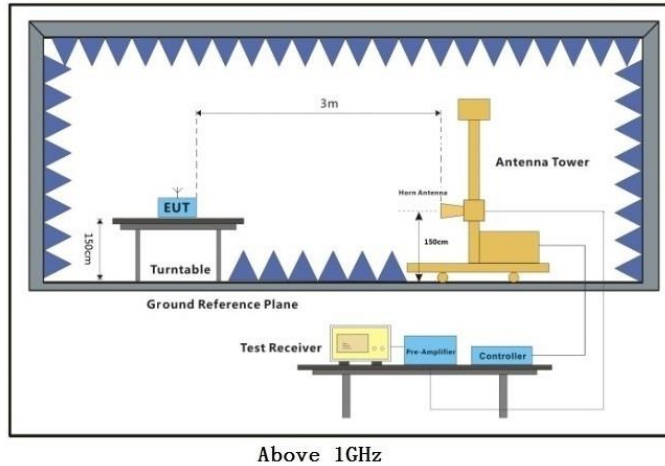
SGS-CSTC Standards Technical Services Co., Ltd.
Shenzhen Branch Inspection & Testing Services Laboratory

Unless otherwise agreed in writing, this document is issued by the Company subject to its General Conditions of Service printed overleaf, available on request or accessible at <https://www.sgs.com/en/Terms-and-Conditions>. Attention is drawn to the limitation of liability, indemnification and jurisdiction issues defined therein. Any holder of this document is advised that information contained hereon reflects the Company's findings at the time of its intervention only and within the limits of Client's instructions, if any. The Company's sole responsibility is to its Client and this document does not exonerate parties to a transaction from exercising all their rights and obligations under the transaction documents. This document cannot be reproduced except in full, without prior written approval of the Company. Any unauthorized alteration, forgery or falsification of the content or appearance of this document is unlawful and offenders may be prosecuted to the fullest extent of the law. Unless otherwise stated the results shown in this test report refer only to the sample(s) tested and such sample(s) are retained for 30 days only.

Attention: To check the authenticity of testing /inspection report & certificate, please contact us at telephone: (86-755) 8307 1443, or email: CN.Doccheck@sgs.com

No.1 Workshop, M-10, Middle Section, Science & Technology Park, Nanshan District, Shenzhen, Guangdong, China 518057 t (86-755) 26012053 f (86-755) 26710594 www.sgsgroup.com.cn
中国·广东·深圳市南山区科技园中区M-10栋1号厂房 邮编: 518057 t (86-755) 26012053 f (86-755) 26710594 sgs.china@sgs.com

7.9.3 Test Setup Diagram



7.9.4 Measurement Procedure and Data

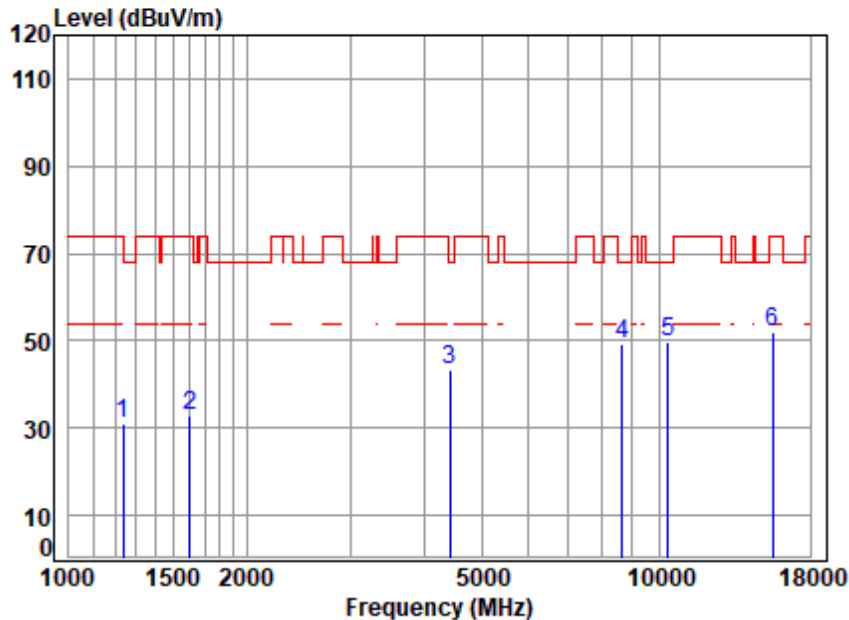
- a. For above 1GHz, the EUT was placed on the top of a rotating table 1.5 meters above the ground at a 3 meter fully-anechoic chamber. The table was rotated 360 degrees to determine the position of the highest radiation.
- b. The EUT was set 3 meters away from the interference-receiving antenna, which was mounted on the top of a variable-height antenna tower.
- c. The antenna height is varied from one meter to four meters above the ground to determine the maximum value of the field strength. Both horizontal and vertical polarizations of the antenna are set to make the measurement.
- d. For each suspected emission, the EUT was arranged to its worst case and then the antenna was tuned to heights from 1 meter to 4 meters (for the test frequency of below 30MHz, the antenna was tuned to heights 1 meter) and the rotatable table was turned from 0 degrees to 360 degrees to find the maximum reading.
- e. The test-receiver system was set to Peak Detect Function and Specified Bandwidth with Maximum Hold Mode.
- f. If the emission level of the EUT in peak mode was 10dB lower than the limit specified, then testing could be stopped and the peak values of the EUT would be reported. Otherwise the emissions that did not have 10dB margin would be re-tested one by one using peak or average method as specified and then reported in a data sheet.
- g. Test the EUT in the lowest channel, the middle channel, the Highest channel.
- h. The radiation measurements are performed in X, Y, Z axis positioning for Transmitting mode, and found the X axis positioning which it is the worst case.
- i. Repeat above procedures until all frequencies measured was complete.

Remark:

1. Level= Read Level+ Cable Loss+ Antenna Factor- Preamp Factor
2. Scan from 18GHz to 40GHz, the disturbance above 18GHz was very low. The points marked on above plots are the highest emissions could be found when testing, so only above points had been displayed. The amplitude of spurious emissions from the radiator which are attenuated more than 20dB below the limit need not be reported.
3. As shown in this section, for frequencies above 1GHz, the field strength limits are based on average limits. However, the peak field strength of any emission shall not exceed the maximum permitted average limits specified above by more than 20 dB under any condition of modulation. For the emissions whose peak level is lower than the average limit, only the peak measurement is shown in the report.
4. The disturbance above 18GHz were very low and the harmonics were the highest point could be found when testing, so only the above harmonics had been displayed.
5. For devices with multiple operating modes, measurements on the middle channel is used to determine the worst-case mode(s). Only the worst case mode with the highest output power and the mode with the highest output power spectral density for each modulation family (e.g., OFDM and direct sequence spread spectrum) is recorded in the test report.



Test Mode: 11; Polarity: Horizontal; Modulation:802.11a; Bandwidth:20MHz; Channel: Low

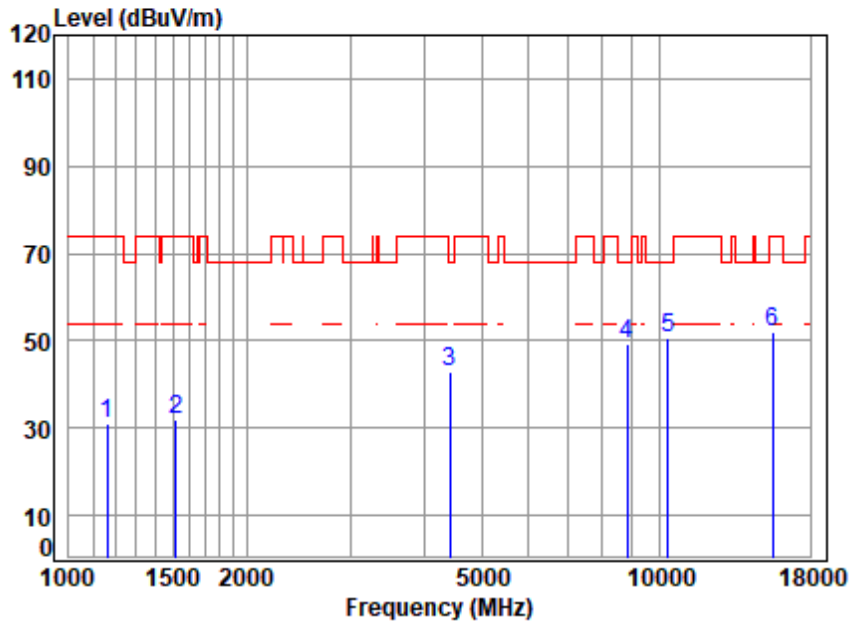


Site : chamber
Condition: 3m HORIZONTAL
Job No : 01138AT/01139AT
Mode : 5180 TX RSE
Note : 5G WIFI 11A

		Cable	Ant	Preamp	Read		Limit	Over	
	Freq	Loss	Factor	Factor	Level	Level	Line	Limit	Remark
	MHz	dB	dB/m	dB	dBuV	dBuV/m	dBuV/m	dB	
1	1238.483	3.65	24.94	38.35	40.70	30.94	74.00	-43.06	peak
2	1601.804	4.20	26.78	38.40	40.29	32.87	74.00	-41.13	peak
3	4417.841	7.07	34.59	35.78	37.53	43.41	68.20	-24.79	peak
4	8638.399	11.29	36.90	37.24	38.31	49.26	68.20	-18.94	peak
5	10360.000	12.73	37.10	37.54	37.62	49.91	68.20	-18.29	peak
6	15540.000	14.23	41.10	37.23	34.01	52.11	74.00	-21.89	peak



Test Mode: 11; Polarity: Vertical; Modulation:802.11a; Bandwidth:20MHz; Channel: Low

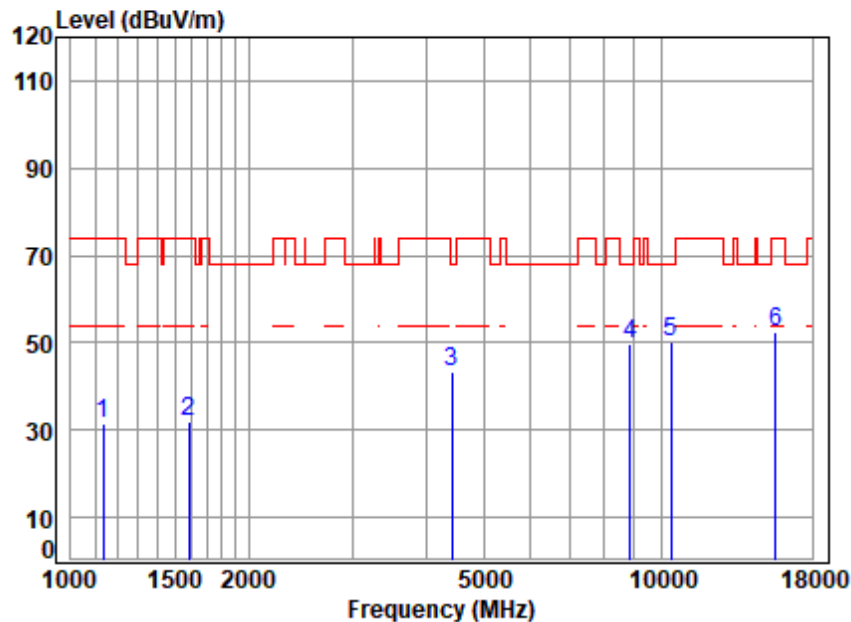


Site : chamber
 Condition: 3m VERTICAL
 Job No : 01138AT/01139AT
 Mode : 5180 TX RSE
 Note : 5G WIFI 11A

	Freq	Cable Loss	Ant Factor	Preamp Factor	Read Level	Level	Limit	Over Limit	Remark
	MHz	dB	dB/m	dB	dBuV	dBuV/m	dBuV/m	dB	
1	1162.182	3.51	24.02	38.33	41.60	30.80	74.00	-43.20	peak
2	1520.598	4.09	26.88	38.39	39.49	32.07	74.00	-41.93	peak
3	4417.841	7.07	34.59	35.78	36.91	42.79	68.20	-25.41	peak
4	8814.957	11.60	37.13	37.42	38.03	49.34	68.20	-18.86	peak
5	10360.000	12.73	37.10	37.54	38.53	50.82	68.20	-17.38	peak
6	15540.000	14.23	41.10	37.23	34.03	52.13	74.00	-21.87	peak



Test Mode: 11; Polarity: Horizontal; Modulation:802.11a; Bandwidth:20MHz; Channel: middle

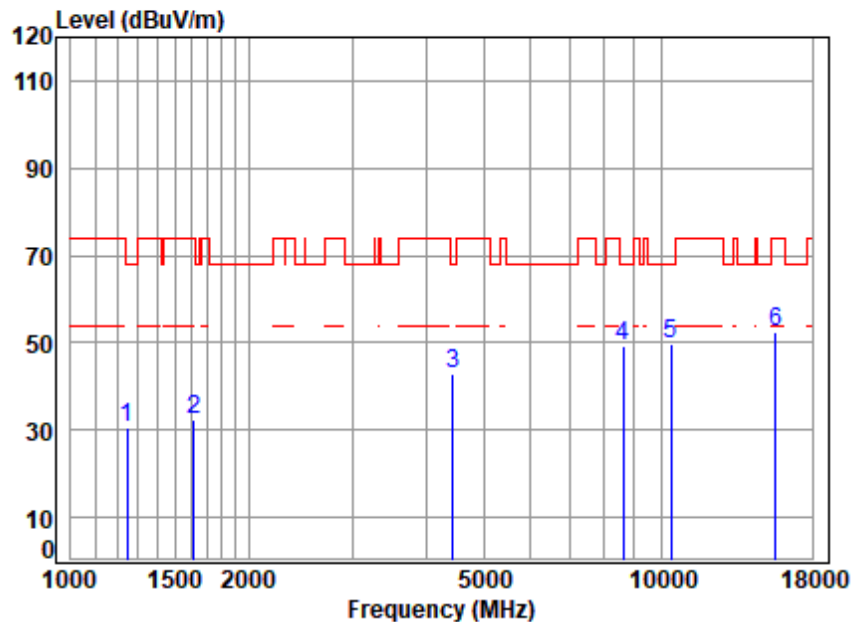


Site : chamber
 Condition: 3m HORIZONTAL
 Job No : 01138AT/01139AT
 Mode : 5200 TX RSE
 Note : 5G WIFI 11A

	Freq	Cable Loss	Ant Factor	Preamp Factor	Read Level	Level	Limit	Over Limit	Remark
	MHz	dB	dB/m	dB	dBuV	dBuV/m	dBuV/m	dB	
1	1135.617	3.46	23.84	38.33	42.33	31.30	74.00	-42.70	peak
2	1583.392	4.18	26.87	38.40	39.42	32.07	74.00	-41.93	peak
3	4417.841	7.07	34.59	35.78	37.25	43.13	68.20	-25.07	peak
4	8840.473	11.64	37.18	37.45	38.39	49.76	68.20	-18.44	peak
5	10400.000	12.74	37.10	37.56	38.12	50.40	68.20	-17.80	peak
6	15600.000	14.25	41.10	37.26	34.42	52.51	74.00	-21.49	peak



Test Mode: 11; Polarity: Vertical; Modulation:802.11a; Bandwidth:20MHz; Channel: middle

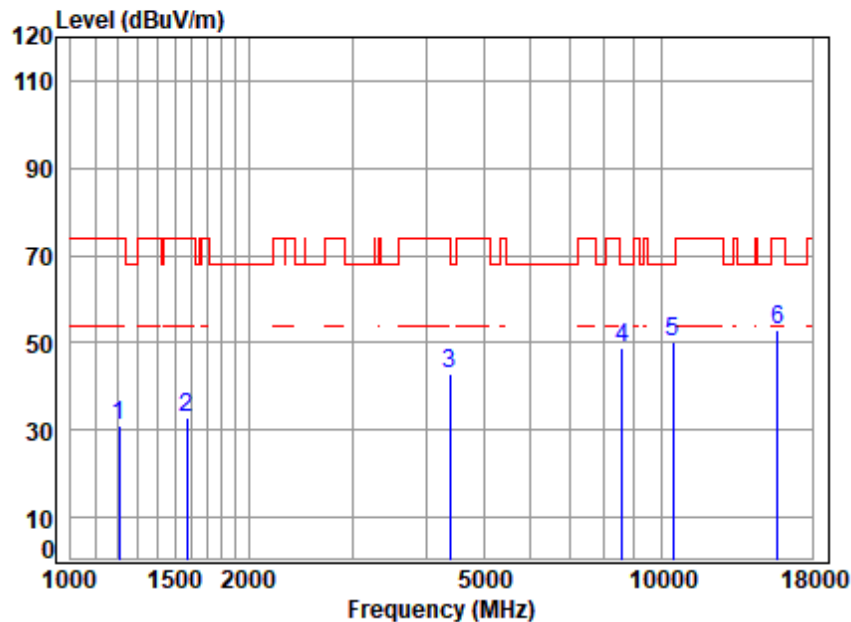


Site : chamber
 Condition: 3m VERTICAL
 Job No : 01138AT/01139AT
 Mode : 5200 TX RSE
 Note : 5G WIFI 11A

	Freq	Cable Loss	Ant Factor	Preamp Factor	Read Level	Level	Limit	Over Limit	Remark
	MHz	dB	dB/m	dB	dBuV	dBuV/m	dBuV/m	dB	
1	1245.663	3.66	25.04	38.35	40.31	30.66	68.20	-37.54	peak
2	1615.754	4.22	26.64	38.40	40.07	32.53	74.00	-41.47	peak
3	4430.628	7.08	34.43	35.77	36.94	42.68	68.20	-25.52	peak
4	8613.468	11.24	36.90	37.22	38.19	49.11	68.20	-19.09	peak
5	10400.000	12.74	37.10	37.56	37.49	49.77	68.20	-18.43	peak
6	15600.000	14.25	41.10	37.26	34.50	52.59	74.00	-21.41	peak



Test Mode: 11; Polarity: Horizontal; Modulation:802.11a; Bandwidth:20MHz; Channel: High

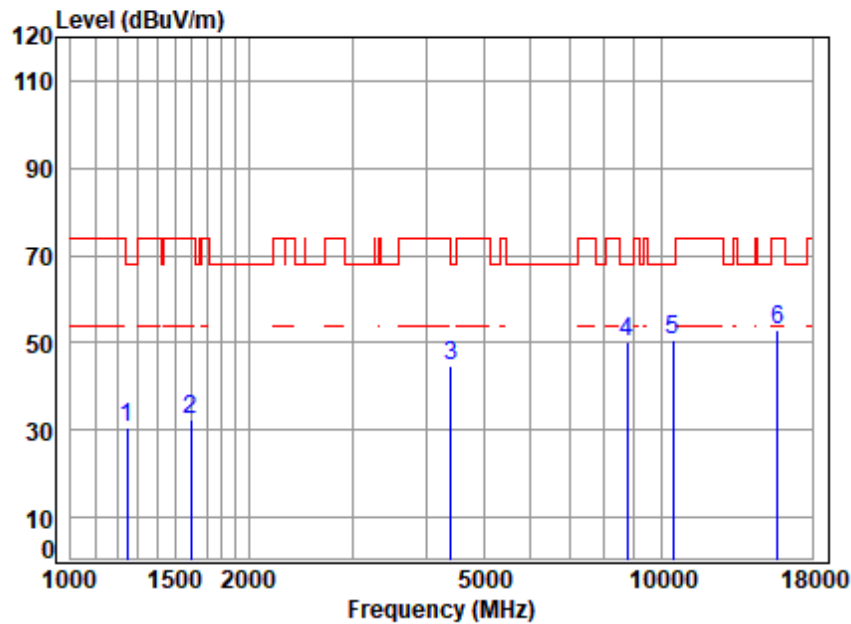


Site : chamber
 Condition: 3m HORIZONTAL
 Job No : 01138AT/01139AT
 Mode : 5240 TX RSE
 Note : 5G WIFI 11A

	Freq	Cable Loss	Ant Factor	Preamp Factor	Read Level	Level	Limit Line	Over Limit	Remark
	MHz	dB	dB/m	dB	dBuV	dBuV/m	dBuV/m	dB	
1	1206.682	3.59	24.49	38.34	41.43	31.17	74.00	-42.83	peak
2	1574.265	4.17	26.90	38.40	39.95	32.62	74.00	-41.38	peak
3	4392.376	7.05	34.74	35.80	36.82	42.81	74.00	-31.19	peak
4	8588.607	11.20	36.88	37.19	38.10	48.99	68.20	-19.21	peak
5	10480.000	12.76	37.26	37.60	37.95	50.37	68.20	-17.83	peak
6	15720.000	14.29	41.22	37.31	34.63	52.83	74.00	-21.17	peak



Test Mode: 11; Polarity: Vertical; Modulation:802.11a; Bandwidth:20MHz; Channel: High

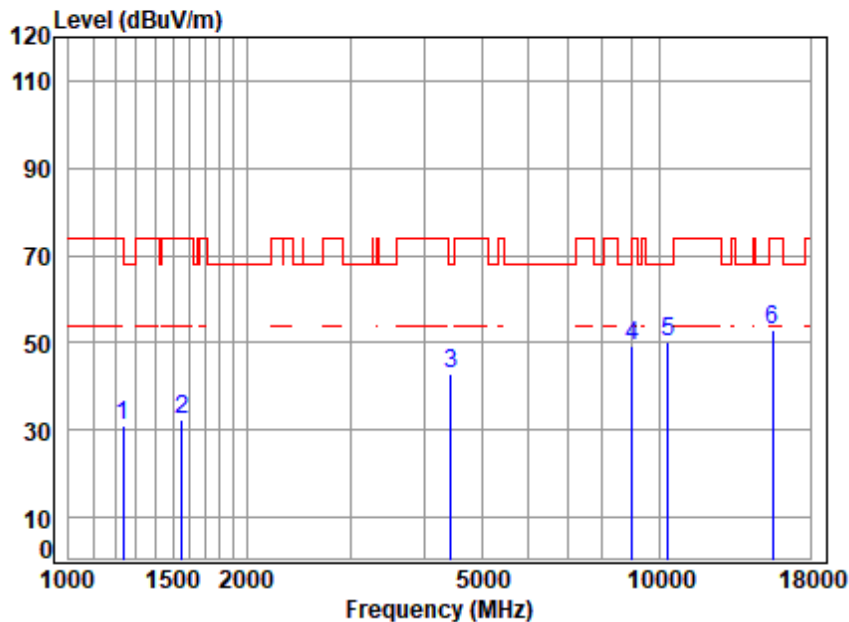


Site : chamber
Condition: 3m VERTICAL
Job No : 01138AT/01139AT
Mode : 5240 TX RSE
Note : 5G WIFI 11A

	Freq	Cable Loss	Ant Factor	Preamp Factor	Read Level	Level	Limit Line	Over Limit	Remark
	MHz	dB	dB/m	dB	dBuV	dBuV/m	dBuV/m	dB	
1	1245.663	3.66	25.04	38.35	40.37	30.72	68.20	-37.48	peak
2	1597.181	4.20	26.81	38.40	39.87	32.48	74.00	-41.52	peak
3	4405.090	7.06	34.74	35.79	38.83	44.84	68.20	-23.36	peak
4	8764.146	11.51	36.96	37.37	39.04	50.14	68.20	-18.06	peak
5	10480.000	12.76	37.26	37.60	38.06	50.48	68.20	-17.72	peak
6	15720.000	14.29	41.22	37.31	34.85	53.05	74.00	-20.95	peak



Test Mode: 11; Polarity: Horizontal; Modulation:802.11n; Bandwidth:20MHz; Channel: Low

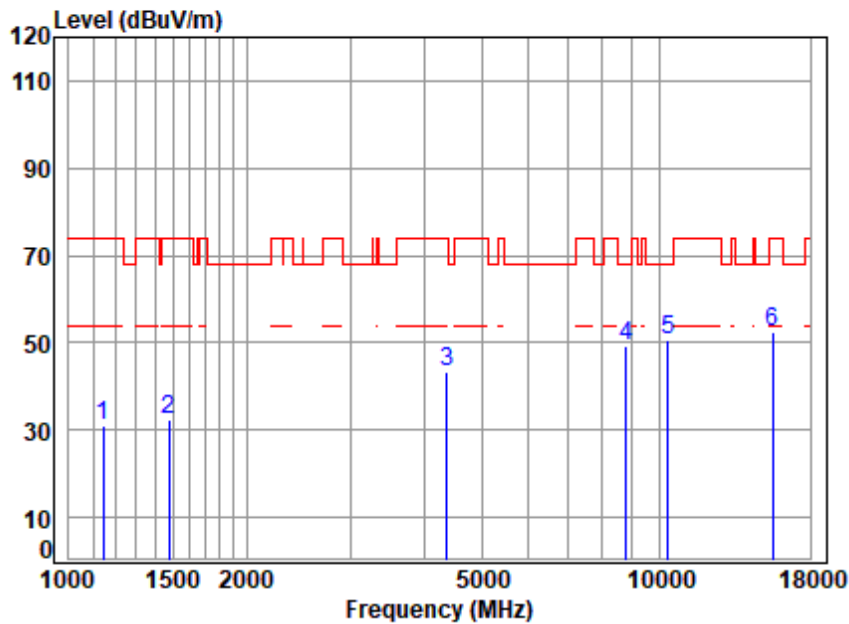


Site : chamber
Condition: 3m HORIZONTAL
Job No : 01138AT/01139AT
Mode : 5180 TX RSE
Note : 5G WIFI 11N20

	Freq	Cable Loss	Ant Factor	Preamp Factor	Read Level	Level	Limit	Over Limit	Remark
	MHz	dB	dB/m	dB	dBuV	dBuV/m	dBuV/m	dB	
1	1238.483	3.65	24.94	38.35	40.64	30.88	74.00	-43.12	peak
2	1556.169	4.14	26.98	38.40	39.89	32.61	74.00	-41.39	peak
3	4443.453	7.09	34.28	35.77	37.32	42.92	68.20	-25.28	peak
4	8995.123	11.91	36.91	37.61	38.07	49.28	68.20	-18.92	peak
5	10360.000	12.73	37.10	37.54	37.94	50.23	68.20	-17.97	peak
6	15540.000	14.23	41.10	37.23	34.95	53.05	74.00	-20.95	peak



Test Mode: 11; Polarity: Vertical; Modulation:802.11n; Bandwidth:20MHz; Channel: Low

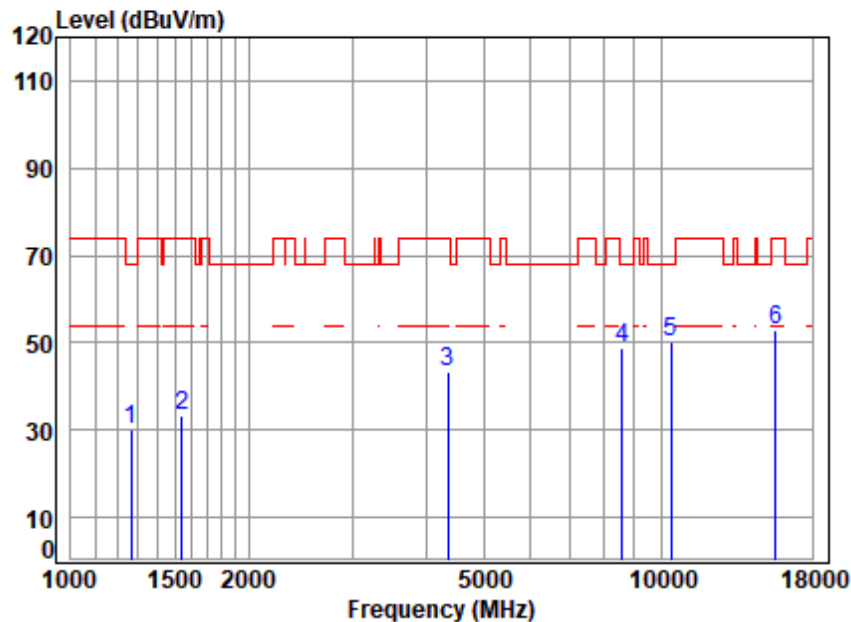


Site : chamber
Condition: 3m VERTICAL
Job No : 01138AT/01139AT
Mode : 5180 TX RSE
Note : 5G WIFI 11N20

		Cable	Ant	Preamp	Read		Limit	Over	
	Freq	Loss	Factor	Factor	Level	Level	Line	Limit	Remark
	MHz	dB	dB/m	dB	dBuV	dBuV/m	dBuV/m	dB	
1	1142.201	3.48	23.87	38.33	42.02	31.04	74.00	-42.96	peak
2	1477.276	4.03	26.16	38.38	40.69	32.50	74.00	-41.50	peak
3	4367.058	7.04	34.54	35.82	37.48	43.24	74.00	-30.76	peak
4	8789.516	11.55	37.06	37.40	37.92	49.13	68.20	-19.07	peak
5	10360.000	12.73	37.10	37.54	38.18	50.47	68.20	-17.73	peak
6	15540.000	14.23	41.10	37.23	34.37	52.47	74.00	-21.53	peak



Test Mode: 11; Polarity: Horizontal; Modulation:802.11n; Bandwidth:20MHz; Channel: middle

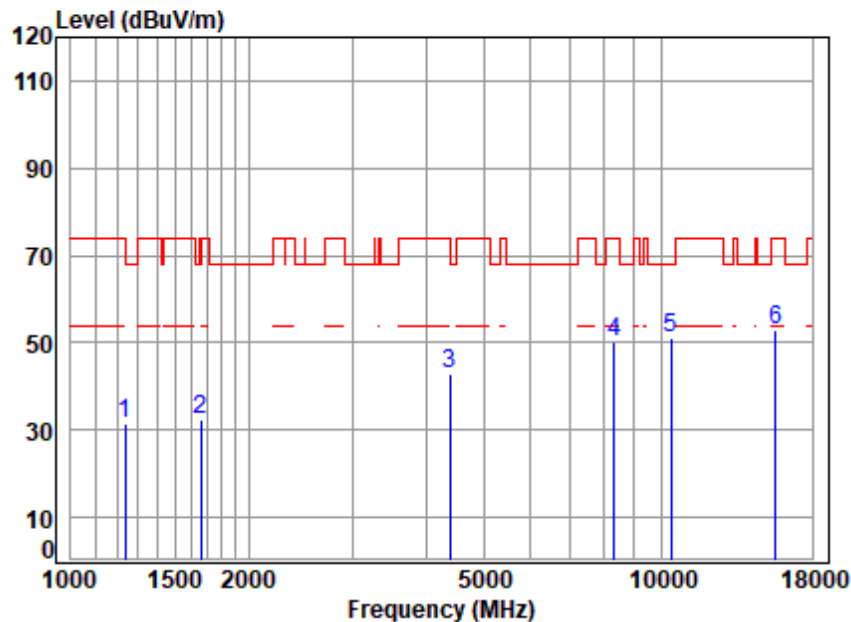


Site : chamber
 Condition: 3m HORIZONTAL
 Job No : 01138AT/01139AT
 Mode : 5200 TX RSE
 Note : 5G WIFI 11N20

	Freq	Cable Loss	Ant Factor	Preamp Factor	Read Level	Level	Limit Line	Over Limit	Remark
	MHz	dB	dB/m	dB	dBuV	dBuV/m	dBuV/m	dB	
1	1263.796	3.69	25.02	38.35	39.85	30.21	68.20	-37.99	peak
2	1542.733	4.12	26.97	38.39	40.60	33.30	74.00	-40.70	peak
3	4354.454	7.03	34.44	35.83	37.55	43.19	74.00	-30.81	peak
4	8588.607	11.20	36.88	37.19	37.87	48.76	68.20	-19.44	peak
5	10400.000	12.74	37.10	37.56	37.96	50.24	68.20	-17.96	peak
6	15600.000	14.25	41.10	37.26	34.99	53.08	74.00	-20.92	peak



Test Mode: 11; Polarity: Vertical; Modulation:802.11n; Bandwidth:20MHz; Channel: middle

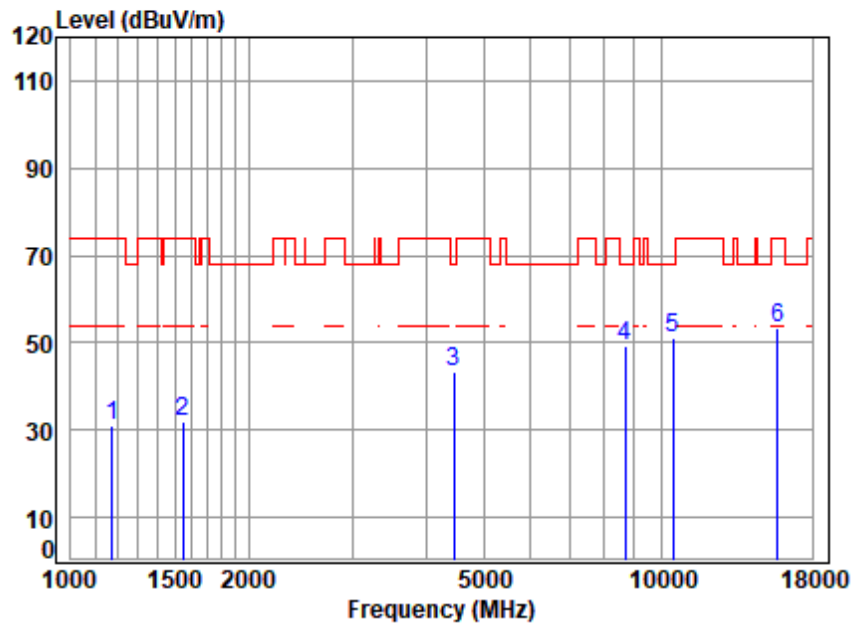


Site : chamber
Condition: 3m VERTICAL
Job No : 01138AT/01139AT
Mode : 5200 TX RSE
Note : 5G WIFI 11N20

	Freq	Cable Loss	Ant Factor	Preamp Factor	Read Level	Level	Limit	Over Limit	Remark
	MHz	dB	dB/m	dB	dBuV	dBuV/m	dBuV/m	dB	
1	1234.909	3.64	24.89	38.35	41.11	31.29	74.00	-42.71	peak
2	1663.137	4.28	26.27	38.41	40.19	32.33	74.00	-41.67	peak
3	4392.376	7.05	34.74	35.80	36.85	42.84	74.00	-31.16	peak
4	8319.836	10.71	36.70	36.91	39.55	50.05	74.00	-23.95	peak
5	10400.000	12.74	37.10	37.56	38.97	51.25	68.20	-16.95	peak
6	15600.000	14.25	41.10	37.26	34.80	52.89	74.00	-21.11	peak



Test Mode: 11; Polarity: Horizontal; Modulation:802.11n; Bandwidth:20MHz; Channel: High

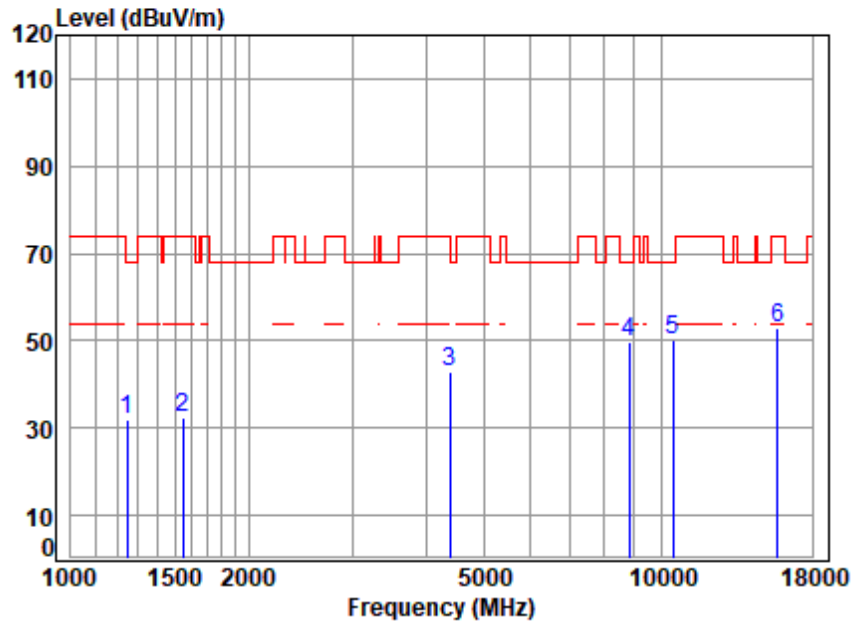


Site : chamber
Condition: 3m HORIZONTAL
Job No : 01138AT/01139AT
Mode : 5240 TX RSE
Note : 5G WIFI 11N20

		Cable	Ant	Preamp	Read		Limit	Over	
	Freq	Loss	Factor	Factor	Level	Level	Line	Limit	Remark
	MHz	dB	dB/m	dB	dBuV	dBuV/m	dBuV/m	dB	
1	1175.697	3.54	24.16	38.34	41.78	31.14	74.00	-42.86	peak
2	1547.199	4.13	26.99	38.39	39.21	31.94	74.00	-42.06	peak
3	4456.315	7.09	34.12	35.76	37.69	43.14	68.20	-25.06	peak
4	8688.480	11.38	36.90	37.30	38.33	49.31	68.20	-18.89	peak
5	10480.000	12.76	37.26	37.60	38.84	51.26	68.20	-16.94	peak
6	15720.000	14.29	41.22	37.31	34.96	53.16	74.00	-20.84	peak



Test Mode: 11; Polarity: Vertical; Modulation:802.11n; Bandwidth:20MHz; Channel: High

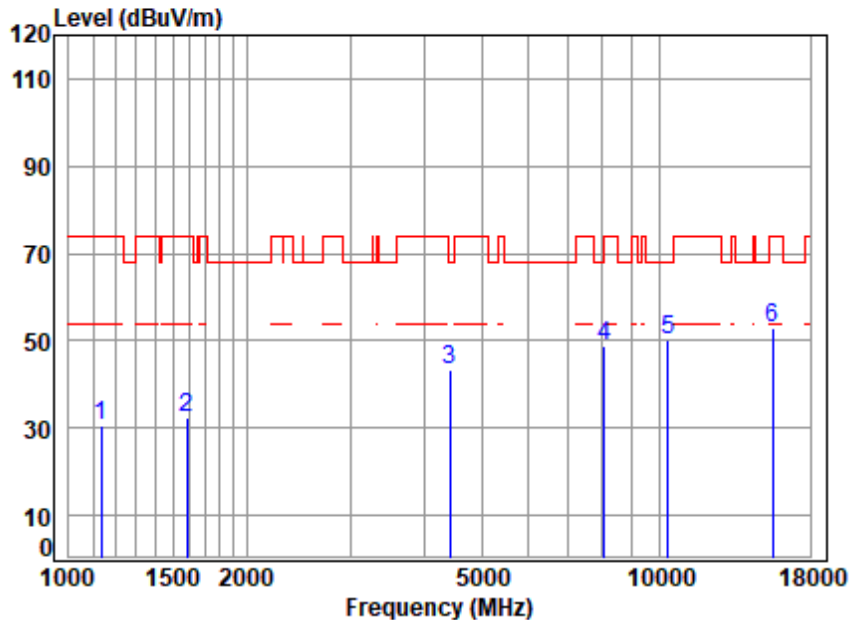


Site : chamber
Condition: 3m VERTICAL
Job No : 01138AT/01139AT
Mode : 5240 TX RSE
Note : 5G WIFI 11N20

	Freq	Cable Loss	Ant Factor	Preamp Factor	Read Level	Level	Limit	Over Limit	Remark
	MHz	dB	dB/m	dB	dBuV	dBuV/m	dBuV/m	dB	
1	1245.663	3.66	25.04	38.35	41.65	32.00	68.20	-36.20	peak
2	1547.199	4.13	26.99	38.39	39.81	32.54	74.00	-41.46	peak
3	4392.376	7.05	34.74	35.80	37.00	42.99	74.00	-31.01	peak
4	8814.957	11.60	37.13	37.42	38.38	49.69	68.20	-18.51	peak
5	10480.000	12.76	37.26	37.60	37.83	50.25	68.20	-17.95	peak
6	15720.000	14.29	41.22	37.31	34.67	52.87	74.00	-21.13	peak



Test Mode: 11; Polarity: Horizontal; Modulation:802.11ac; Bandwidth:20MHz; Channel: Low

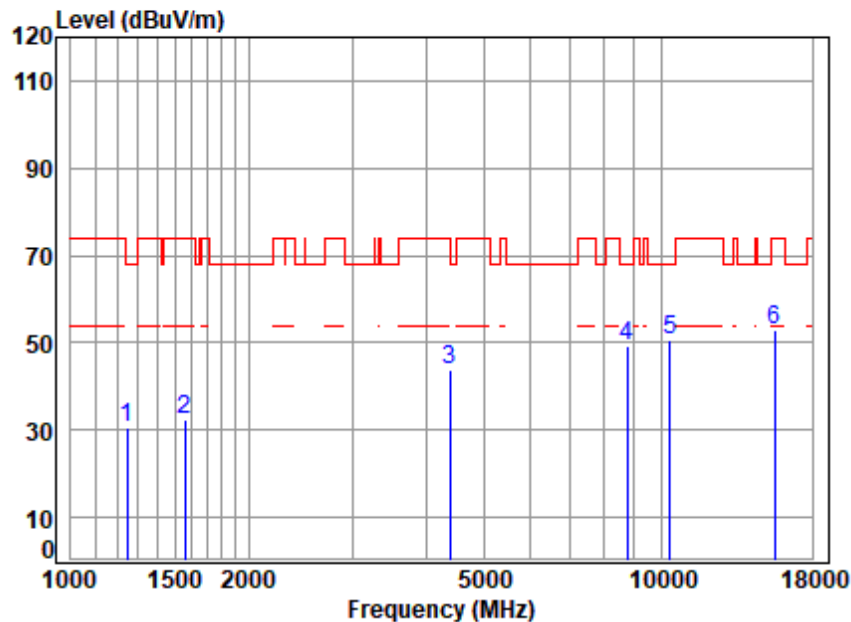


Site : chamber
Condition: 3m HORIZONTAL
Job No : 01138AT/01139AT
Mode : 5180 TX RSE
Note : 5G WIFI 11AC20

		Cable	Ant	Preamp	Read		Limit	Over	
	Freq	Loss	Factor	Factor	Level	Level	Line	Limit	Remark
	MHz	dB	dB/m	dB	dBuV	dBuV/m	dBuV/m	dB	
1	1135.617	3.46	23.84	38.33	41.69	30.66	74.00	-43.34	peak
2	1587.975	4.18	26.85	38.40	39.84	32.47	74.00	-41.53	peak
3	4417.841	7.07	34.59	35.78	37.48	43.36	68.20	-24.84	peak
4	8059.475	10.21	36.42	36.63	38.90	48.90	74.00	-25.10	peak
5	10360.000	12.73	37.10	37.54	38.10	50.39	68.20	-17.81	peak
6	15540.000	14.23	41.10	37.23	34.78	52.88	74.00	-21.12	peak



Test Mode: 11; Polarity: Vertical; Modulation:802.11ac; Bandwidth:20MHz; Channel: Low

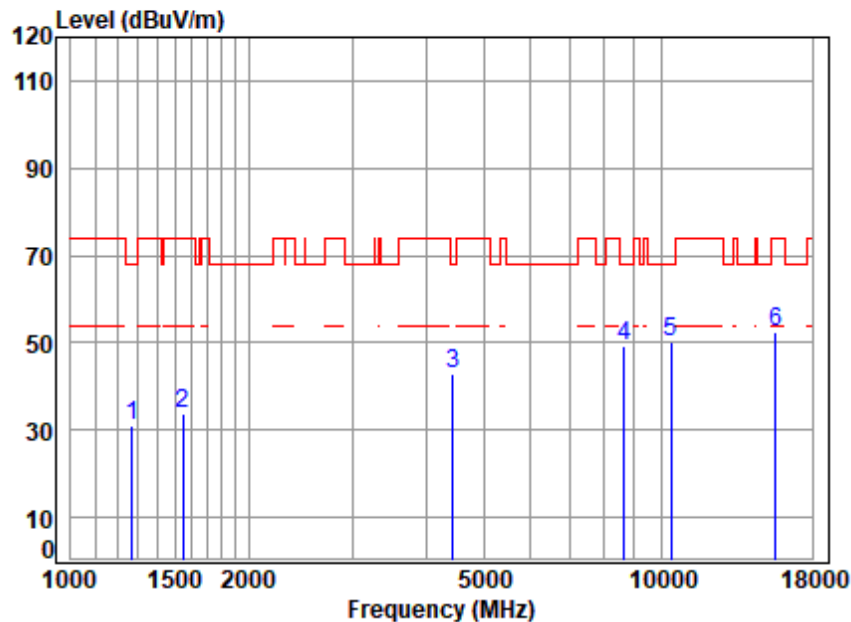


Site : chamber
Condition: 3m VERTICAL
Job No : 01138AT/01139AT
Mode : 5180 TX RSE
Note : 5G WIFI 11AC20

	Freq	Cable Loss	Ant Factor	Preamp Factor	Read Level	Level	Limit	Over Limit	Remark
	MHz	dB	dB/m	dB	dBuV	dBuV/m	dBuV/m	dB	
1	1245.663	3.66	25.04	38.35	40.37	30.72	68.20	-37.48	peak
2	1560.673	4.15	26.96	38.40	39.61	32.32	74.00	-41.68	peak
3	4392.376	7.05	34.74	35.80	37.64	43.63	74.00	-30.37	peak
4	8764.146	11.51	36.96	37.37	38.28	49.38	68.20	-18.82	peak
5	10360.000	12.73	37.10	37.54	38.54	50.83	68.20	-17.37	peak
6	15540.000	14.23	41.10	37.23	34.88	52.98	74.00	-21.02	peak



Test Mode: 11; Polarity: Horizontal; Modulation:802.11ac; Bandwidth:20MHz; Channel: middle

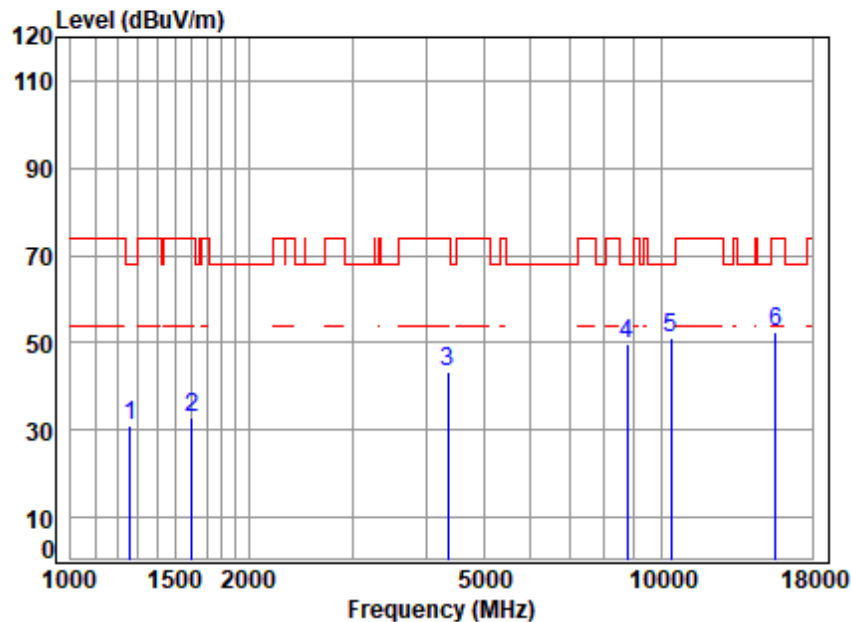


Site : chamber
Condition: 3m HORIZONTAL
Job No : 01138AT/01139AT
Mode : 5200 TX RSE
Note : 5G WIFI 11AC20

	Freq	Cable Loss	Ant Factor	Preamp Factor	Read Level	Level	Limit Line	Over Limit	Remark
	MHz	dB	dB/m	dB	dBuV	dBuV/m	dBuV/m	dB	
1	1271.123	3.71	24.97	38.35	40.70	31.03	68.20	-37.17	peak
2	1547.199	4.13	26.99	38.39	41.01	33.74	74.00	-40.26	peak
3	4430.628	7.08	34.43	35.77	37.27	43.01	68.20	-25.19	peak
4	8638.399	11.29	36.90	37.24	38.32	49.27	68.20	-18.93	peak
5	10400.000	12.74	37.10	37.56	37.90	50.18	68.20	-18.02	peak
6	15600.000	14.25	41.10	37.26	34.39	52.48	74.00	-21.52	peak



Test Mode: 11; Polarity: Vertical; Modulation:802.11ac; Bandwidth:20MHz; Channel: middle

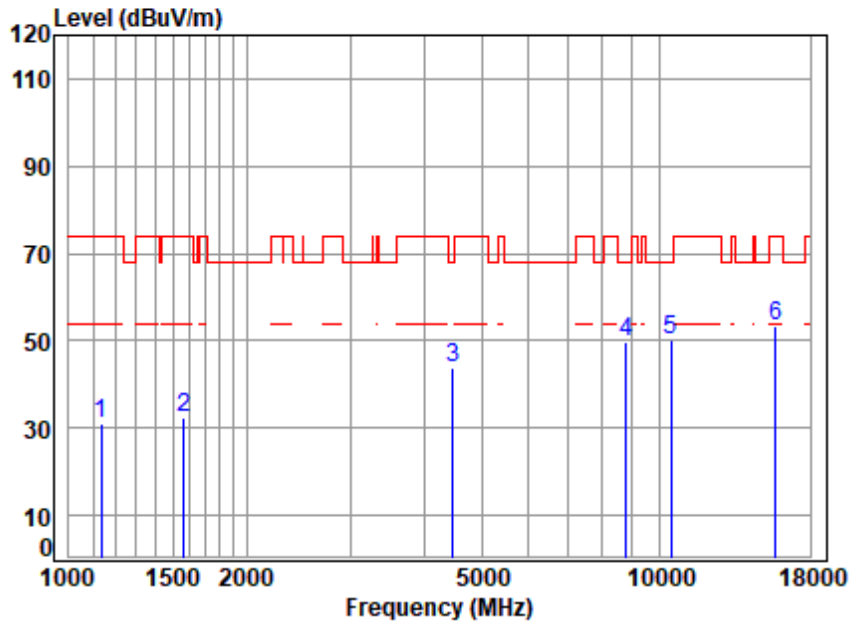


Site : chamber
 Condition: 3m VERTICAL
 Job No : 01138AT/01139AT
 Mode : 5200 TX RSE
 Note : 5G WIFI 11AC20

	Freq	Cable Loss	Ant Factor	Preamp Factor	Read Level	Level	Limit	Over Limit	Remark
	MHz	dB	dB/m	dB	dBuV	dBuV/m	dBuV/m	dB	
1	1260.149	3.69	25.04	38.35	40.47	30.85	68.20	-37.35	peak
2	1606.441	4.21	26.74	38.40	40.26	32.81	74.00	-41.19	peak
3	4354.454	7.03	34.44	35.83	37.50	43.14	74.00	-30.86	peak
4	8738.852	11.47	36.90	37.35	38.55	49.57	68.20	-18.63	peak
5	10400.000	12.74	37.10	37.56	38.88	51.16	68.20	-17.04	peak
6	15600.000	14.25	41.10	37.26	34.25	52.34	74.00	-21.66	peak



Test Mode: 11; Polarity: Horizontal; Modulation:802.11ac; Bandwidth:20MHz; Channel: High

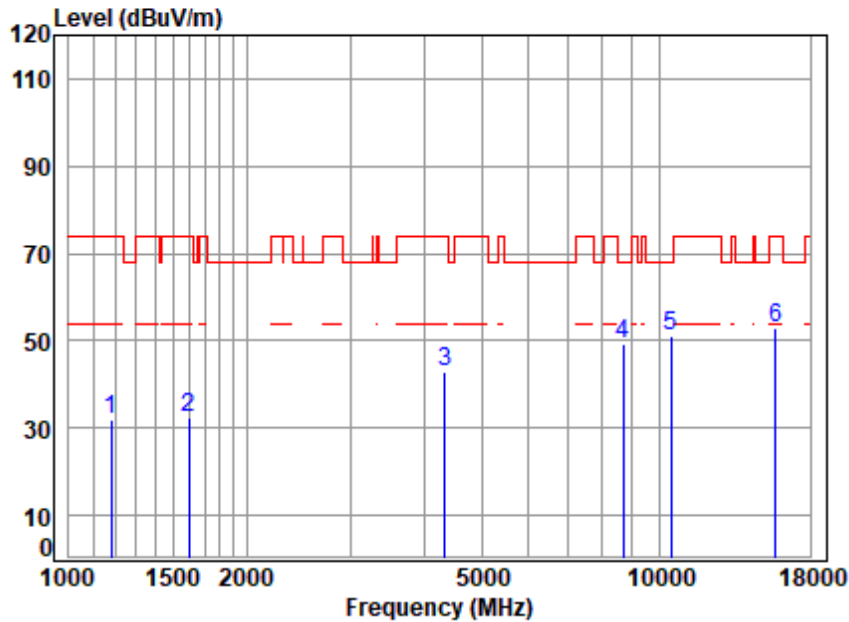


Site : chamber
 Condition: 3m HORIZONTAL
 Job No : 01138AT/01139AT
 Mode : 5240 TX RSE
 Note : 5G WIFI 11AC20

	Freq	Cable Loss	Ant Factor	Preamp Factor	Read Level	Level	Limit Line	Over Limit	Remark
	MHz	dB	dB/m	dB	dBuV	dBuV/m	dBuV/m	dB	
1	1135.617	3.46	23.84	38.33	41.84	30.81	74.00	-43.19	peak
2	1569.721	4.16	26.92	38.40	39.61	32.29	74.00	-41.71	peak
3	4469.214	7.10	33.97	35.75	38.26	43.58	68.20	-24.62	peak
4	8789.516	11.55	37.06	37.40	38.58	49.79	68.20	-18.41	peak
5	10480.000	12.76	37.26	37.60	37.89	50.31	68.20	-17.89	peak
6	15720.000	14.29	41.22	37.31	34.97	53.17	74.00	-20.83	peak



Test Mode: 11; Polarity: Vertical; Modulation:802.11ac; Bandwidth:20MHz; Channel: High

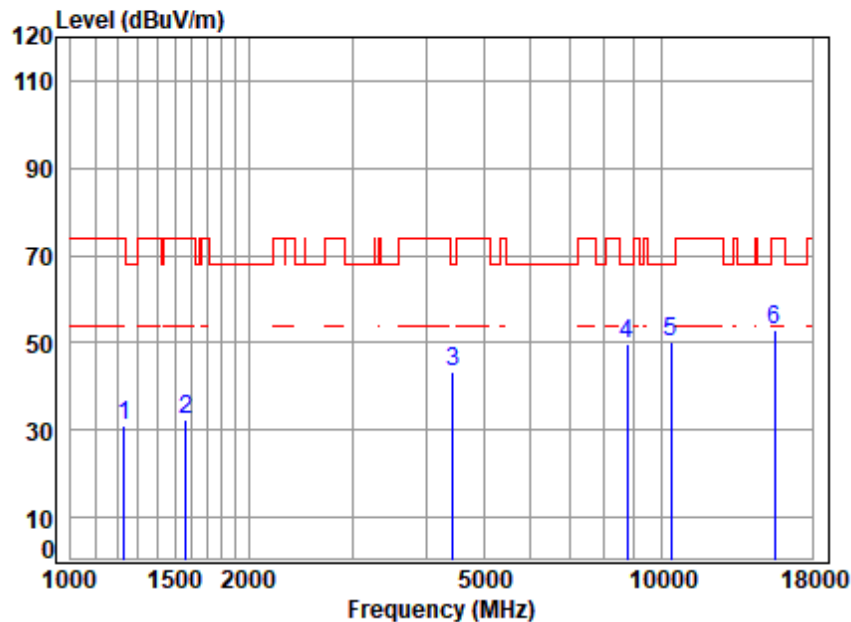


Site : chamber
Condition: 3m VERTICAL
Job No : 01138AT/01139AT
Mode : 5240 TX RSE
Note : 5G WIFI 11AC20

	Freq	Cable Loss	Ant Factor	Preamp Factor	Read Level	Level	Limit	Over	Remark
	MHz	dB	dB/m	dB	dBuV	dBuV/m	dBuV/m	dB	
1	1179.100	3.54	24.19	38.34	42.36	31.75	74.00	-42.25	peak
2	1597.181	4.20	26.81	38.40	39.76	32.37	74.00	-41.63	peak
3	4341.886	7.02	34.34	35.84	37.39	42.91	74.00	-31.09	peak
4	8688.480	11.38	36.90	37.30	38.48	49.46	68.20	-18.74	peak
5	10480.000	12.76	37.26	37.60	38.56	50.98	68.20	-17.22	peak
6	15720.000	14.29	41.22	37.31	34.87	53.07	74.00	-20.93	peak



Test Mode: 11; Polarity: Horizontal; Modulation:802.11ac; Bandwidth:40MHz; Channel: Low

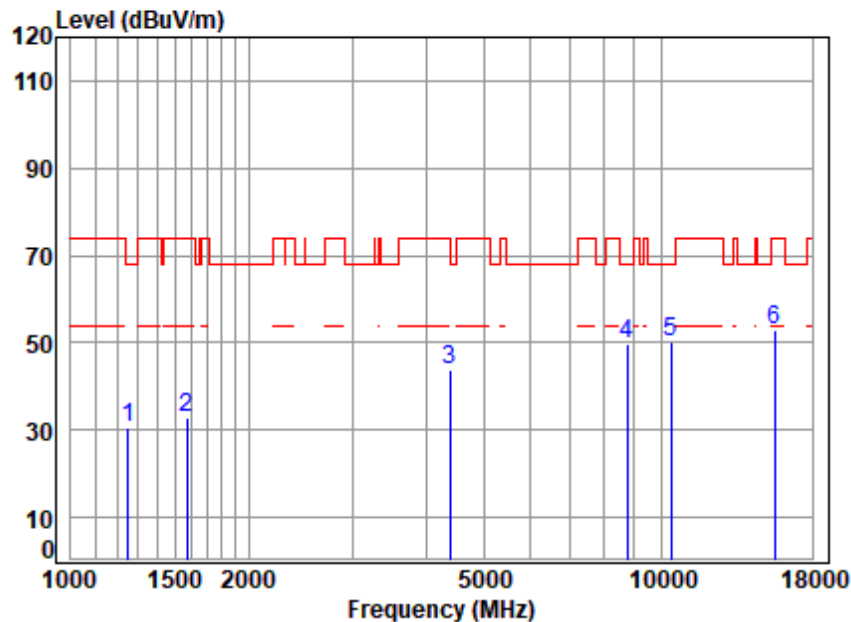


Site : chamber
Condition: 3m HORIZONTAL
Job No : 01138AT/01139AT
Mode : 5190 TX RSE
Note : 5G WIFI 11AC40

	Freq	Cable Loss	Ant Factor	Preamp Factor	Read Level	Level	Limit Line	Over Limit	Remark
	MHz	dB	dB/m	dB	dBuV	dBuV/m	dBuV/m	dB	
1	1231.345	3.64	24.84	38.35	40.97	31.10	74.00	-42.90	peak
2	1565.191	4.15	26.94	38.40	39.49	32.18	74.00	-41.82	peak
3	4430.628	7.08	34.43	35.77	37.52	43.26	68.20	-24.94	peak
4	8764.146	11.51	36.96	37.37	38.58	49.68	68.20	-18.52	peak
5	10380.000	12.74	37.10	37.55	38.11	50.40	68.20	-17.80	peak
6	15570.000	14.24	41.10	37.25	34.82	52.91	74.00	-21.09	peak



Test Mode: 11; Polarity: Vertical; Modulation:802.11ac; Bandwidth:40MHz; Channel: Low

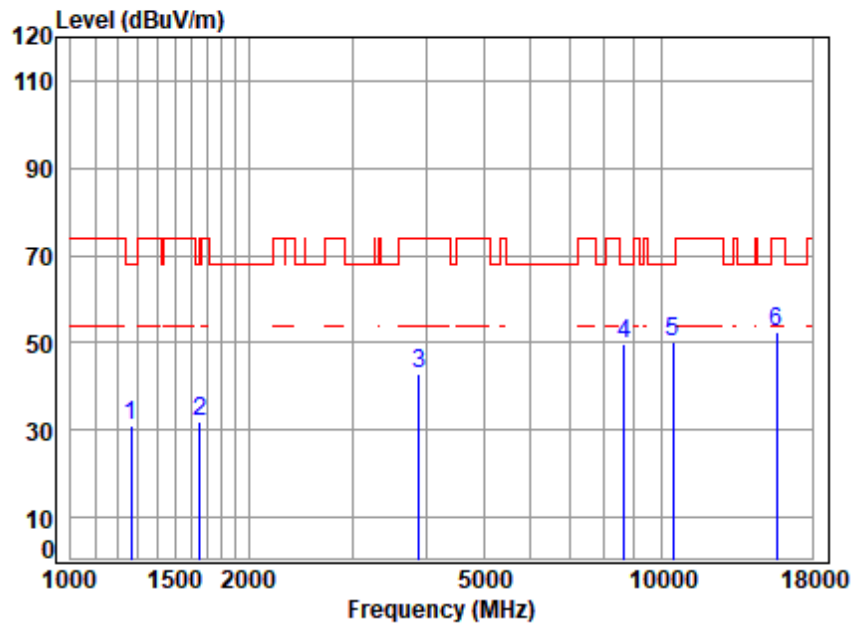


Site : chamber
 Condition: 3m VERTICAL
 Job No : 01138AT/01139AT
 Mode : 5190 TX RSE
 Note : 5G WIFI 11AC40

	Freq	Cable Loss	Ant Factor	Preamp Factor	Read Level	Level	Limit	Over Limit	Remark
	MHz	dB	dB/m	dB	dBuV	dBuV/m	dBuV/m	dB	
1	1252.885	3.67	25.08	38.35	40.07	30.47	68.20	-37.73	peak
2	1574.265	4.17	26.90	38.40	40.35	33.02	74.00	-40.98	peak
3	4392.376	7.05	34.74	35.80	37.95	43.94	74.00	-30.06	peak
4	8764.146	11.51	36.96	37.37	38.54	49.64	68.20	-18.56	peak
5	10380.000	12.74	37.10	37.55	38.01	50.30	68.20	-17.90	peak
6	15570.000	14.24	41.10	37.25	34.80	52.89	74.00	-21.11	peak



Test Mode: 11; Polarity: Horizontal; Modulation:802.11ac; Bandwidth:40MHz; Channel: High

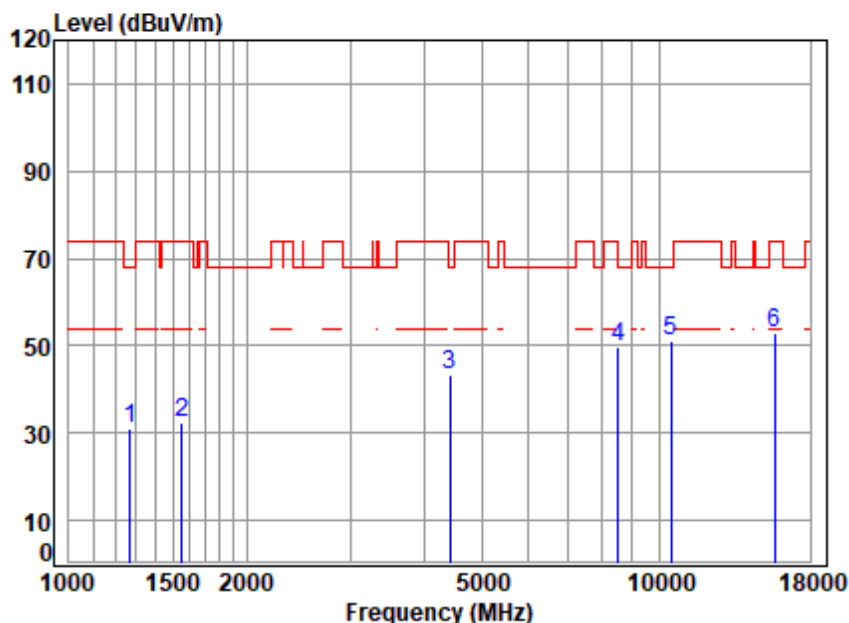


Site : chamber
Condition: 3m HORIZONTAL
Job No : 01138AT/01139AT
Mode : 5230 TX RSE
Note : 5G WIFI 11AC40

		Cable	Ant	Preamp	Read		Limit	Over	
	Freq	Loss	Factor	Factor	Level	Level	Line	Limit	Remark
	MHz	dB	dB/m	dB	dBuV	dBuV/m	dBuV/m	dB	
1	1263.796	3.69	25.02	38.35	40.44	30.80	68.20	-37.40	peak
2	1653.550	4.27	26.29	38.41	39.91	32.06	68.20	-36.14	peak
3	3890.255	6.66	33.66	36.10	38.62	42.84	74.00	-31.16	peak
4	8663.404	11.33	36.90	37.27	38.55	49.51	68.20	-18.69	peak
5	10460.000	12.76	37.22	37.59	37.99	50.38	68.20	-17.82	peak
6	15690.000	14.28	41.19	37.30	34.40	52.57	74.00	-21.43	peak



Test Mode: 11; Polarity: Vertical; Modulation:802.11ac; Bandwidth:40MHz; Channel: High

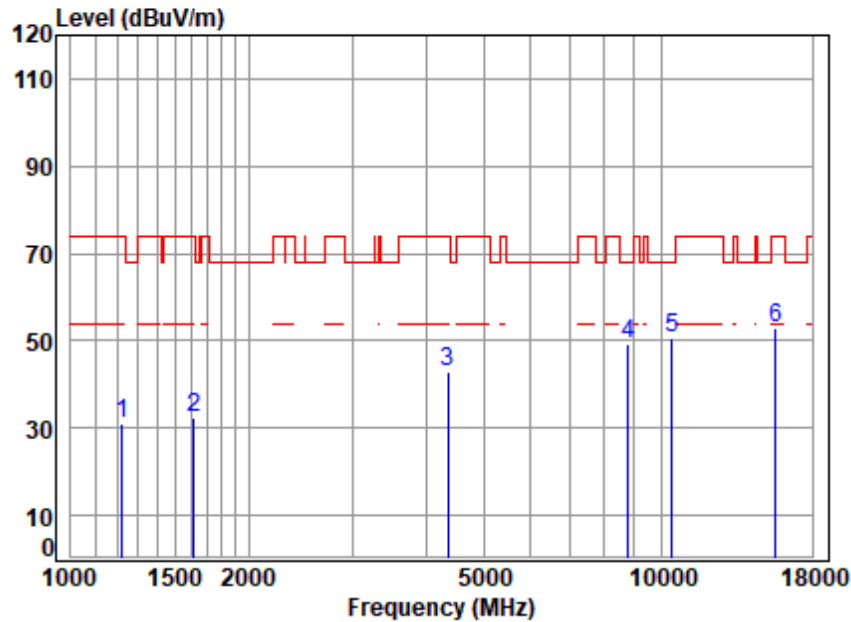


Site : chamber
Condition: 3m VERTICAL
Job No : 01138AT/01139AT
Mode : 5230 TX RSE
Note : 5G WIFI 11AC40

	Freq	Cable Loss	Ant Factor	Preamp Factor	Read Level	Level	Limit Line	Over Limit	Remark
	MHz	dB	dB/m	dB	dBuV	dBuV/m	dBuV/m	dB	
1	1271.123	3.71	24.97	38.35	40.75	31.08	68.20	-37.12	peak
2	1556.169	4.14	26.98	38.40	39.49	32.21	74.00	-41.79	peak
3	4417.841	7.07	34.59	35.78	37.37	43.25	68.20	-24.95	peak
4	8514.456	11.06	36.73	37.12	38.86	49.53	68.20	-18.67	peak
5	10460.000	12.76	37.22	37.59	38.71	51.10	68.20	-17.10	peak
6	15690.000	14.28	41.19	37.30	34.97	53.14	74.00	-20.86	peak



Test Mode: 11; Polarity: Horizontal; Modulation:802.11ac; Bandwidth:80MHz; Channel: middle

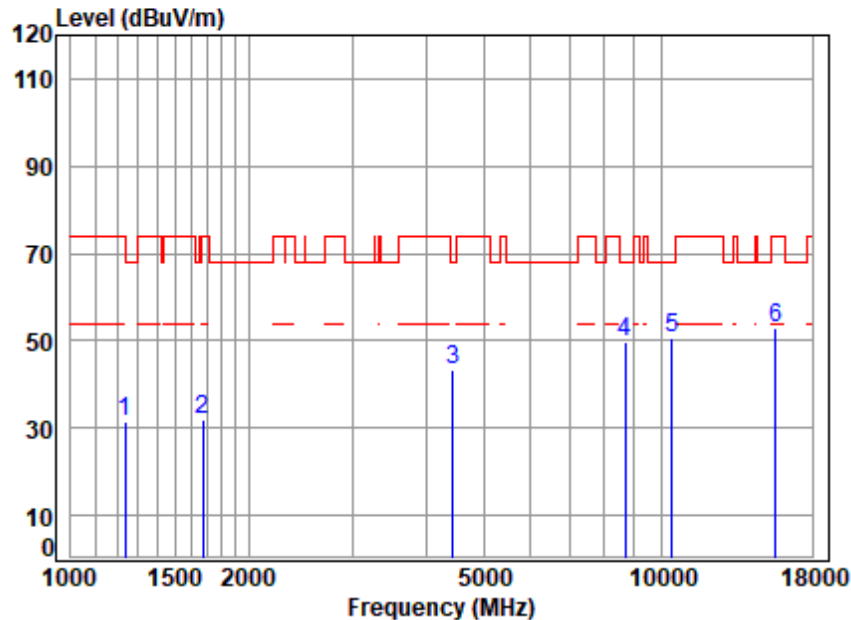


Site : chamber
Condition: 3m HORIZONTAL
Job No : 01138AT/01139AT
Mode : 5210 TX RSE
Note : 5G WIFI 11AC80

		Cable	Ant	Preamp	Read		Limit	Over	
	Freq	Loss	Factor	Factor	Level	Level	Line	Limit	Remark
	MHz	dB	dB/m	dB	dBuV	dBuV/m	dBuV/m	dB	
1	1220.714	3.62	24.69	38.34	41.18	31.15	74.00	-42.85	peak
2	1615.754	4.22	26.64	38.40	40.15	32.61	74.00	-41.39	peak
3	4354.454	7.03	34.44	35.83	37.17	42.81	74.00	-31.19	peak
4	8789.516	11.55	37.06	37.40	38.05	49.26	68.20	-18.94	peak
5	10420.000	12.75	37.14	37.57	38.43	50.75	68.20	-17.45	peak
6	15630.000	14.26	41.13	37.27	35.01	53.13	74.00	-20.87	peak



Test Mode: 11; Polarity: Vertical; Modulation:802.11ac; Bandwidth:80MHz; Channel: middle

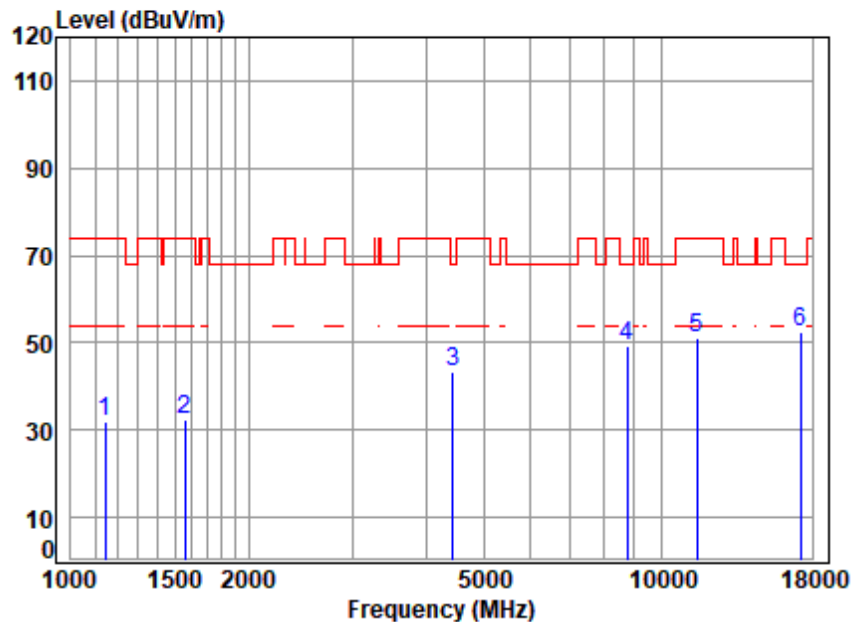


Site : chamber
 Condition: 3m VERTICAL
 Job No : 01138AT/01139AT
 Mode : 5210 TX RSE
 Note : 5G WIFI 11AC80

	Freq	Cable Loss	Ant Factor	Preamp Factor	Read Level	Level	Limit	Over Limit	Remark
	MHz	dB	dB/m	dB	dBuV	dBuV/m	dBuV/m	dB	
1	1238.483	3.65	24.94	38.35	41.02	31.26	74.00	-42.74	peak
2	1672.779	4.30	26.25	38.41	39.69	31.83	74.00	-42.17	peak
3	4443.453	7.09	34.28	35.77	37.76	43.36	68.20	-24.84	peak
4	8688.480	11.38	36.90	37.30	38.63	49.61	68.20	-18.59	peak
5	10420.000	12.75	37.14	37.57	38.32	50.64	68.20	-17.56	peak
6	15630.000	14.26	41.13	37.27	34.79	52.91	74.00	-21.09	peak



Test Mode: 12; Polarity: Horizontal; Modulation:802.11a; Bandwidth:20MHz; Channel: Low

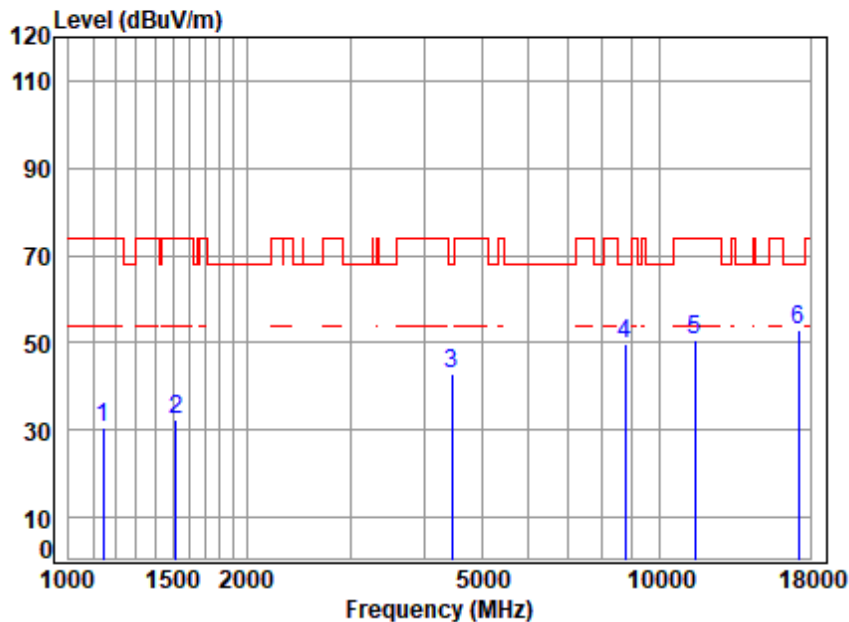


Site : chamber
Condition: 3m HORIZONTAL
Job No : 01138AT/01139AT
Mode : 5745 TX RSE
Note : 5G WIFI 11A

		Cable	Ant	Preamp	Read		Limit	Over	
	Freq	Loss	Factor	Factor	Level	Level	Line	Limit	Remark
	MHz	dB	dB/m	dB	dBuV	dBuV/m	dBuV/m	dB	
1	1142.201	3.48	23.87	38.33	43.09	32.11	74.00	-41.89	peak
2	1560.673	4.15	26.96	38.40	39.62	32.33	74.00	-41.67	peak
3	4443.453	7.09	34.28	35.77	37.66	43.26	68.20	-24.94	peak
4	8738.852	11.47	36.90	37.35	38.40	49.42	68.20	-18.78	peak
5	11490.000	13.00	37.79	37.69	37.95	51.05	74.00	-22.95	peak
6	p17235.000	14.70	43.03	37.55	32.18	52.36	68.20	-15.84	peak



Test Mode: 12; Polarity: Vertical; Modulation:802.11a; Bandwidth:20MHz; Channel: Low

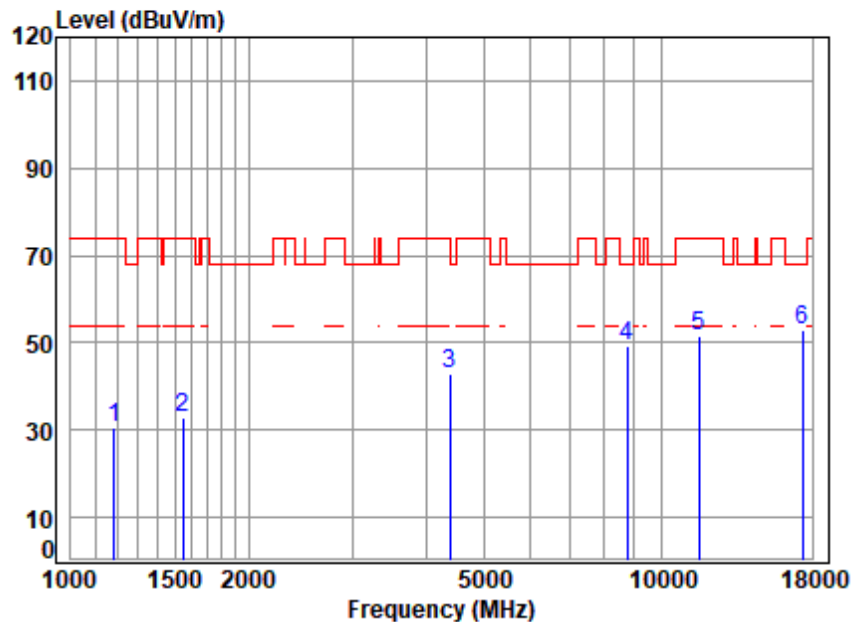


Site : chamber
 Condition: 3m VERTICAL
 Job No : 01138AT/01139AT
 Mode : 5745 TX RSE
 Note : 5G WIFI 11A

	Freq	Cable Loss	Ant Factor	Preamp Factor	Read Level	Level	Limit Line	Over Limit	Remark
	MHz	dB	dB/m	dB	dBuV	dBuV/m	dBuV/m	dB	
1	1145.507	3.48	23.88	38.33	41.63	30.66	74.00	-43.34	peak
2	1516.210	4.08	26.86	38.39	39.77	32.32	74.00	-41.68	peak
3	4456.315	7.09	34.12	35.76	37.49	42.94	68.20	-25.26	peak
4	8764.146	11.51	36.96	37.37	38.72	49.82	68.20	-18.38	peak
5	11490.000	13.00	37.79	37.69	37.66	50.76	74.00	-23.24	peak
6	17235.000	14.70	43.03	37.55	32.89	53.07	68.20	-15.13	peak



Test Mode: 12; Polarity: Horizontal; Modulation:802.11a; Bandwidth:20MHz; Channel: middle

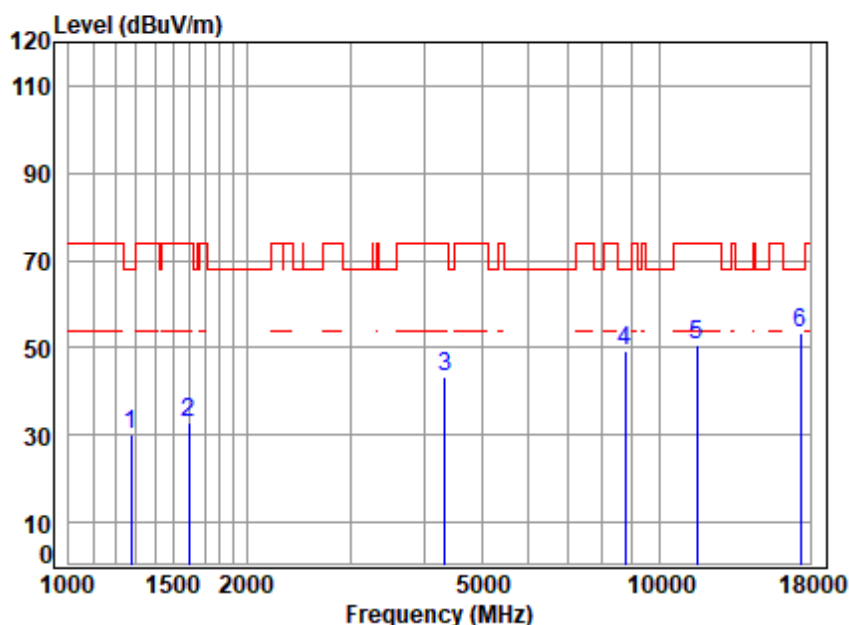


Site : chamber
Condition: 3m HORIZONTAL
Job No : 01138AT/01139AT
Mode : 5785 TX RSE
Note : 5G WIFI 11A

	Freq	Cable Loss	Ant Factor	Preamp Factor	Read Level	Level	Limit Line	Over Limit	Remark
	MHz	dB	dB/m	dB	dBuV	dBuV/m	dBuV/m	dB	
1	1185.936	3.56	24.26	38.34	41.06	30.54	74.00	-43.46	peak
2	1547.199	4.13	26.99	38.39	40.09	32.82	74.00	-41.18	peak
3	4379.699	7.04	34.64	35.81	36.99	42.86	74.00	-31.14	peak
4	8738.852	11.47	36.90	37.35	38.46	49.48	68.20	-18.72	peak
5	11570.000	13.01	37.73	37.67	38.42	51.49	74.00	-22.51	peak
6	p17355.000	14.77	43.26	37.56	32.23	52.70	68.20	-15.50	peak



Test Mode: 12; Polarity: Vertical; Modulation:802.11a; Bandwidth:20MHz; Channel: middle

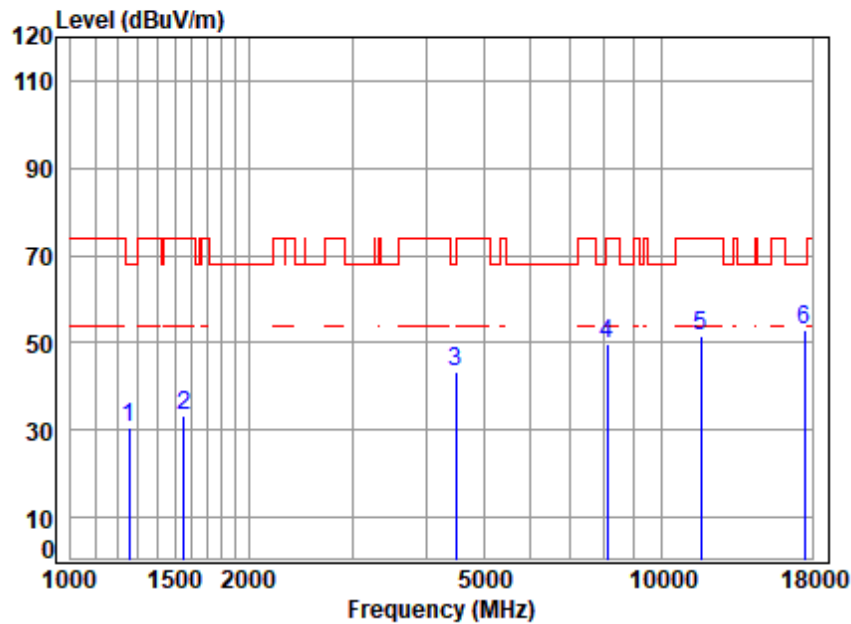


Site : chamber
Condition: 3m VERTICAL
Job No : 01138AT/01139AT
Mode : 5785 TX RSE
Note : 5G WIFI 11A

	Freq	Cable Loss	Ant Factor	Preamp Factor	Read Level	Level	Limit Line	Over Limit	Remark
	MHz	dB	dB/m	dB	dBuV	dBuV/m	dBuV/m	dB	
1	1274.802	3.71	24.95	38.35	40.02	30.33	68.20	-37.87	peak
2	1597.181	4.20	26.81	38.40	40.02	32.63	74.00	-41.37	peak
3	4341.886	7.02	34.34	35.84	37.99	43.51	74.00	-30.49	peak
4	8738.852	11.47	36.90	37.35	38.21	49.23	68.20	-18.97	peak
5	11570.000	13.01	37.73	37.67	37.74	50.81	74.00	-23.19	peak
6	17355.000	14.77	43.26	37.56	32.89	53.36	68.20	-14.84	peak



Test Mode: 12; Polarity: Horizontal; Modulation:802.11a; Bandwidth:20MHz; Channel: High

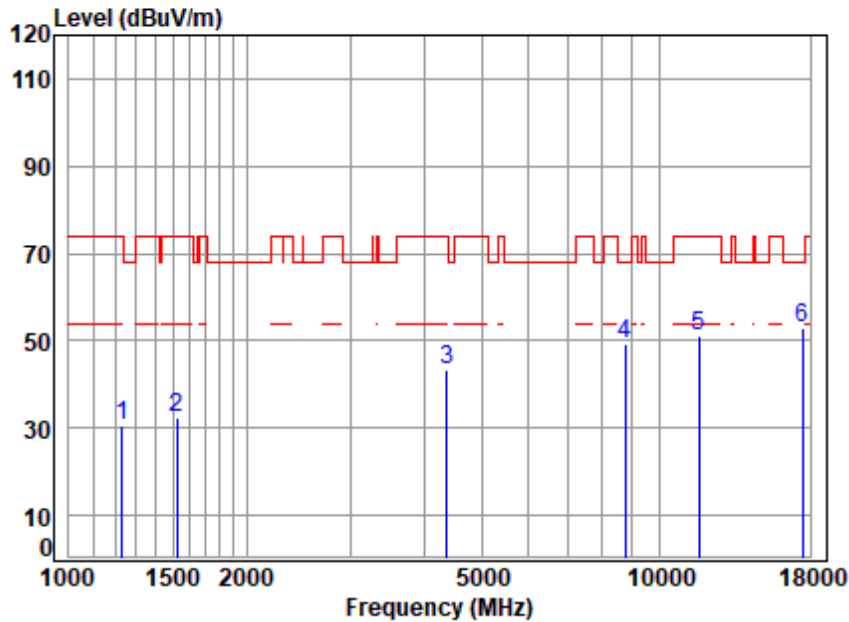


Site : chamber
Condition: 3m HORIZONTAL
Job No : 01138AT/01139AT
Mode : 5825 TX RSE
Note : 5G WIFI 11A

	Freq	Cable Loss	Ant Factor	Preamp Factor	Read Level	Level	Limit Line	Over Limit	Remark
	MHz	dB	dB/m	dB	dBuV	dBuV/m	dBuV/m	dB	
1	1256.512	3.68	25.06	38.35	40.34	30.73	68.20	-37.47	peak
2	1551.677	4.13	26.99	38.40	40.67	33.39	74.00	-40.61	peak
3	4482.150	7.11	33.81	35.74	37.96	43.14	68.20	-25.06	peak
4	8106.200	10.30	36.50	36.68	39.40	49.52	74.00	-24.48	peak
5	11650.000	13.03	37.80	37.65	38.48	51.66	74.00	-22.34	peak
6	p17475.000	14.84	43.40	37.58	32.27	52.93	68.20	-15.27	peak



Test Mode: 12; Polarity: Vertical; Modulation:802.11a; Bandwidth:20MHz; Channel: High

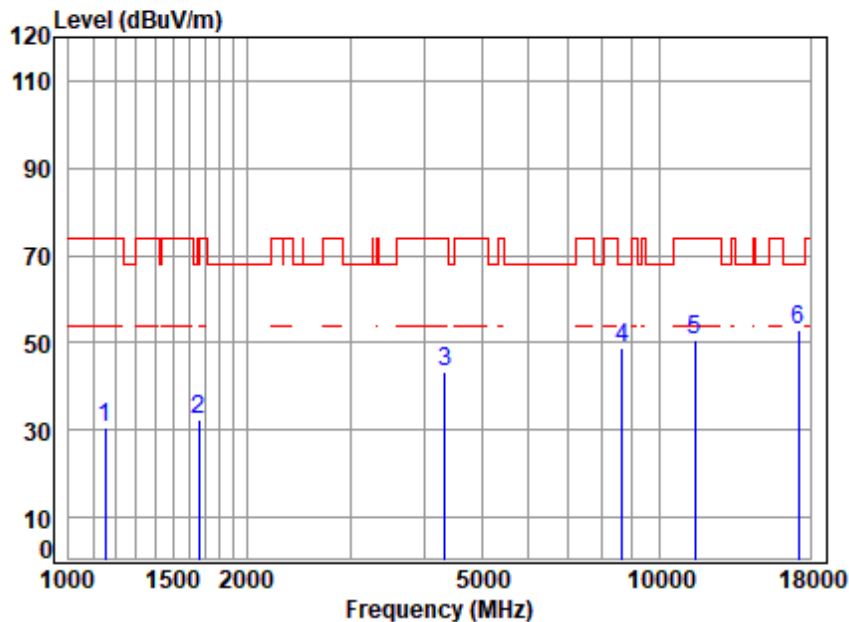


Site : chamber
Condition: 3m VERTICAL
Job No : 01138AT/01139AT
Mode : 5825 TX RSE
Note : 5G WIFI 11A

	Freq	Cable Loss	Ant Factor	Preamp Factor	Read Level	Level	Limit Line	Over Limit	Remark
	MHz	dB	dB/m	dB	dBuV	dBuV/m	dBuV/m	dB	
1	1231.345	3.64	24.84	38.35	40.64	30.77	74.00	-43.23	peak
2	1525.000	4.10	26.90	38.39	39.89	32.50	74.00	-41.50	peak
3	4367.058	7.04	34.54	35.82	37.40	43.16	74.00	-30.84	peak
4	8764.146	11.51	36.96	37.37	38.21	49.31	68.20	-18.89	peak
5	11650.000	13.03	37.80	37.65	38.14	51.32	74.00	-22.68	peak
6	p17475.000	14.84	43.40	37.58	32.46	53.12	68.20	-15.08	peak



Test Mode: 12; Polarity: Horizontal; Modulation:802.11n; Bandwidth:20MHz; Channel: Low

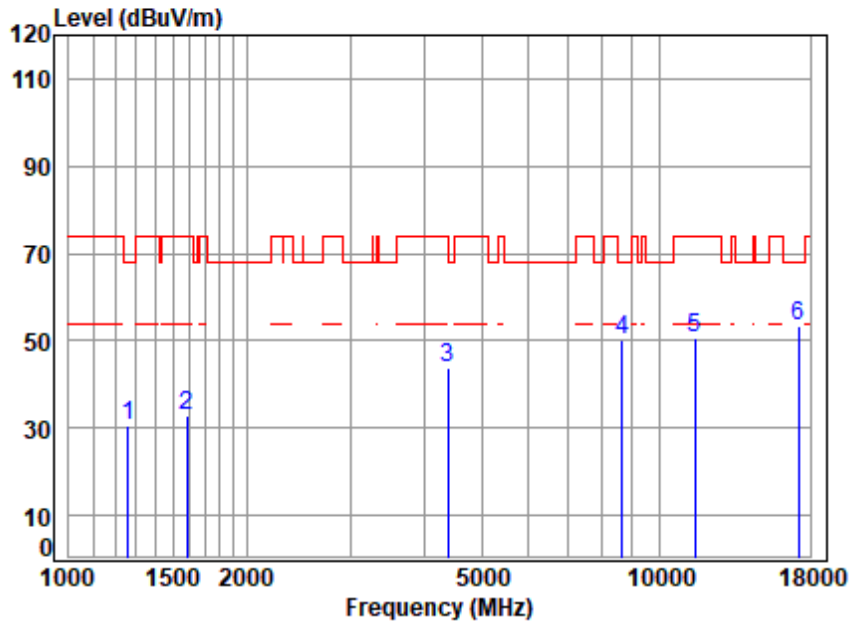


Site : chamber
Condition: 3m HORIZONTAL
Job No : 01138AT/01139AT
Mode : 5745 TX RSE
Note : 5G WIFI 11N20

	Freq	Cable Loss	Ant Factor	Preamp Factor	Read Level	Level	Limit Line	Over Limit	Remark
	MHz	dB	dB/m	dB	dBuV	dBuV/m	dBuV/m	dB	
1	1152.148	3.49	23.92	38.33	41.37	30.45	74.00	-43.55	peak
2	1658.337	4.28	26.28	38.41	40.33	32.48	68.20	-35.72	peak
3	4329.354	7.01	34.23	35.85	38.02	43.41	74.00	-30.59	peak
4	8663.404	11.33	36.90	37.27	38.05	49.01	68.20	-19.19	peak
5	11490.000	13.00	37.79	37.69	37.58	50.68	74.00	-23.32	peak
6	p17235.000	14.70	43.03	37.55	32.63	52.81	68.20	-15.39	peak



Test Mode: 12; Polarity: Vertical; Modulation:802.11n; Bandwidth:20MHz; Channel: Low

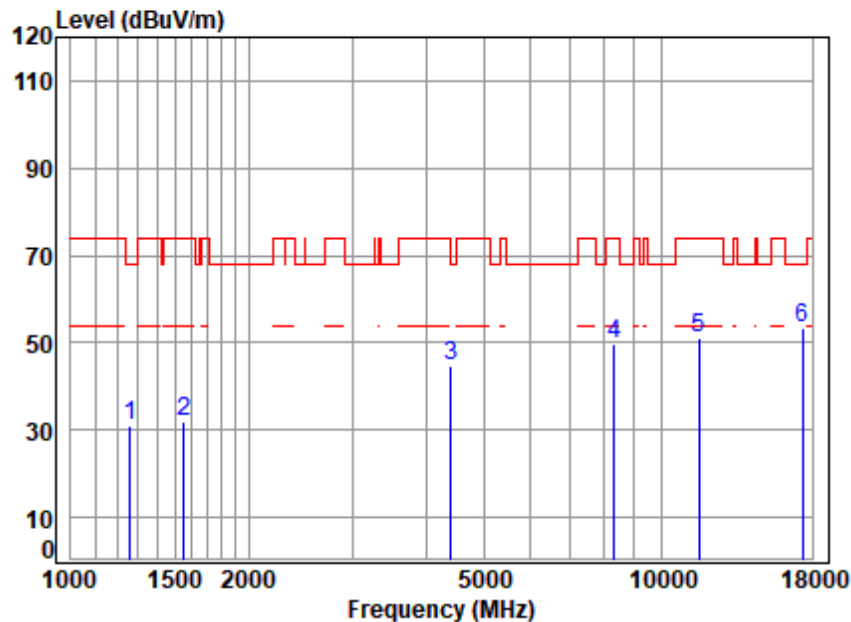


Site : chamber
 Condition: 3m VERTICAL
 Job No : 01138AT/01139AT
 Mode : 5745 TX RSE
 Note : 5G WIFI 11N20

	Freq	Cable Loss	Ant Factor	Preamp Factor	Read Level	Level	Limit Line	Over Limit	Remark
	MHz	dB	dB/m	dB	dBuV	dBuV/m	dBuV/m	dB	
1	1260.149	3.69	25.04	38.35	40.33	30.71	68.20	-37.49	peak
2	1583.392	4.18	26.87	38.40	40.07	32.72	74.00	-41.28	peak
3	4392.376	7.05	34.74	35.80	37.98	43.97	74.00	-30.03	peak
4	8663.404	11.33	36.90	37.27	39.23	50.19	68.20	-18.01	peak
5	11490.000	13.00	37.79	37.69	37.54	50.64	74.00	-23.36	peak
6	17235.000	14.70	43.03	37.55	33.12	53.30	68.20	-14.90	peak



Test Mode: 12; Polarity: Horizontal; Modulation:802.11n; Bandwidth:20MHz; Channel: middle

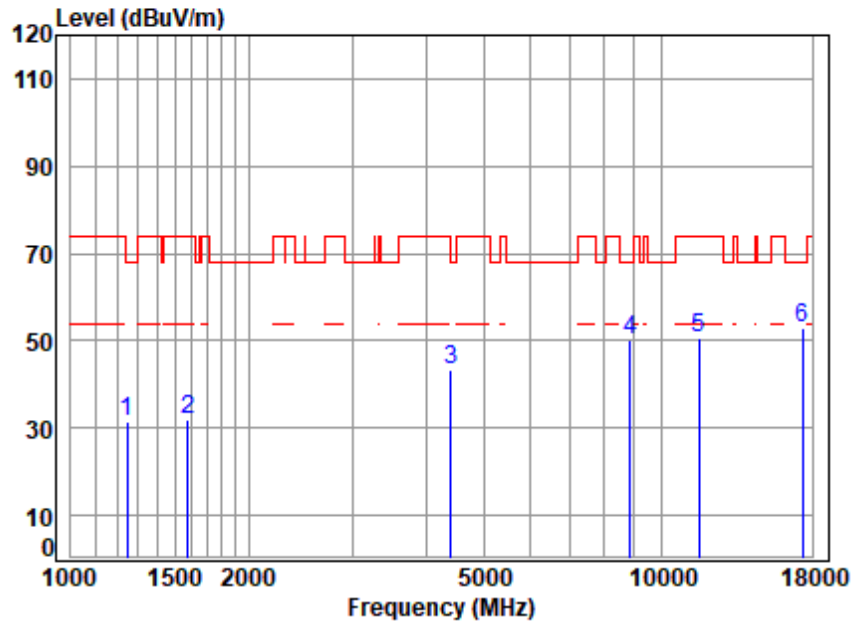


Site : chamber
Condition: 3m HORIZONTAL
Job No : 01138AT/01139AT
Mode : 5785 TX RSE
Note : 5G WIFI 11N20

		Cable	Ant	Preamp	Read		Limit	Over	
	Freq	Loss	Factor	Factor	Level	Level	Line	Limit	Remark
	MHz	dB	dB/m	dB	dBuV	dBuV/m	dBuV/m	dB	
1	1260.149	3.69	25.04	38.35	40.46	30.84	68.20	-37.36	peak
2	1551.677	4.13	26.99	38.40	39.37	32.09	74.00	-41.91	peak
3	4405.090	7.06	34.74	35.79	38.63	44.64	68.20	-23.56	peak
4	8319.836	10.71	36.70	36.91	39.01	49.51	74.00	-24.49	peak
5	11570.000	13.01	37.73	37.67	38.12	51.19	74.00	-22.81	peak
6	17355.000	14.77	43.26	37.56	32.76	53.23	68.20	-14.97	peak



Test Mode: 12; Polarity: Vertical; Modulation:802.11n; Bandwidth:20MHz; Channel: middle

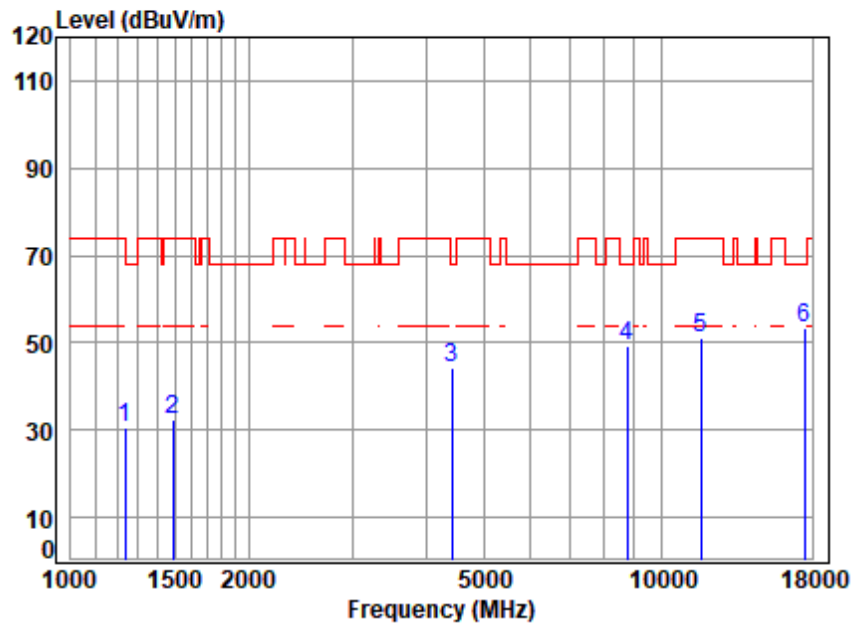


Site : chamber
 Condition: 3m VERTICAL
 Job No : 01138AT/01139AT
 Mode : 5785 TX RSE
 Note : 5G WIFI 11N20

	Freq	Cable Loss	Ant Factor	Preamp Factor	Read Level	Level	Limit Line	Over Limit	Remark
	MHz	dB	dB/m	dB	dBuV	dBuV/m	dBuV/m	dB	
1	1245.663	3.66	25.04	38.35	41.10	31.45	68.20	-36.75	peak
2	1578.822	4.17	26.88	38.40	39.17	31.82	74.00	-42.18	peak
3	4405.090	7.06	34.74	35.79	37.14	43.15	68.20	-25.05	peak
4	8866.062	11.69	37.20	37.48	38.62	50.03	68.20	-18.17	peak
5	11570.000	13.01	37.73	37.67	37.38	50.45	74.00	-23.55	peak
6	17355.000	14.77	43.26	37.56	32.66	53.13	68.20	-15.07	peak



Test Mode: 12; Polarity: Horizontal; Modulation:802.11n; Bandwidth:20MHz; Channel: High

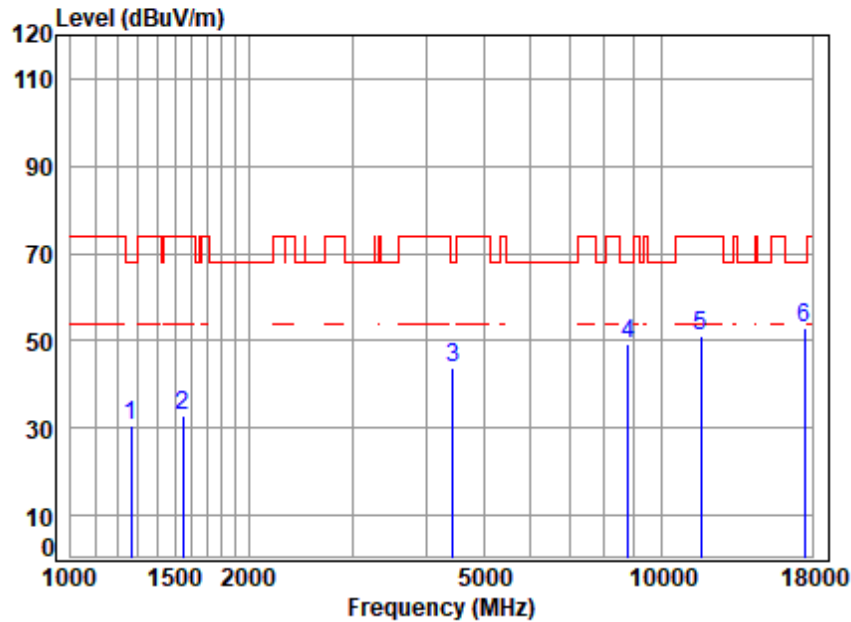


Site : chamber
Condition: 3m HORIZONTAL
Job No : 01138AT/01139AT
Mode : 5825 TX RSE
Note : 5G WIFI 11N20

	Freq	Cable Loss	Ant Factor	Preamp Factor	Read Level	Level	Limit Line	Over Limit	Remark
	MHz	dB	dB/m	dB	dBuV	dBuV/m	dBuV/m	dB	
1	1238.483	3.65	24.94	38.35	40.54	30.78	74.00	-43.22	peak
2	1490.142	4.05	26.52	38.39	40.34	32.52	74.00	-41.48	peak
3	4417.841	7.07	34.59	35.78	38.28	44.16	68.20	-24.04	peak
4	8738.852	11.47	36.90	37.35	38.41	49.43	68.20	-18.77	peak
5	11650.000	13.03	37.80	37.65	37.93	51.11	74.00	-22.89	peak
6	p17475.000	14.84	43.40	37.58	32.67	53.33	68.20	-14.87	peak



Test Mode: 12; Polarity: Vertical; Modulation:802.11n; Bandwidth:20MHz; Channel: High

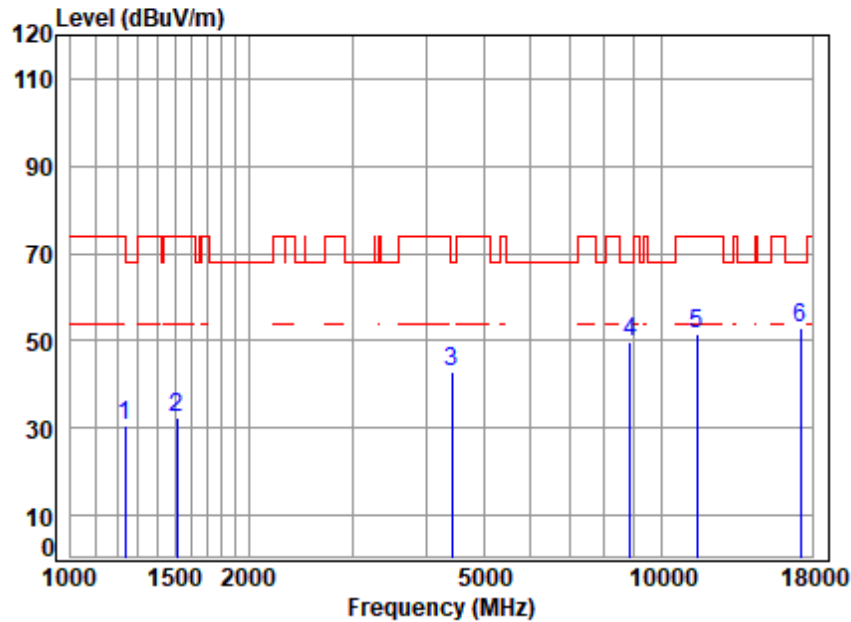


Site : chamber
Condition: 3m VERTICAL
Job No : 01138AT/01139AT
Mode : 5825 TX RSE
Note : 5G WIFI 11N20

	Freq	Cable Loss	Ant Factor	Preamp Factor	Read Level	Level	Limit	Over	Remark
	MHz	dB	dB/m	dB	dBuV	dBuV/m	dBuV/m	dB	
1	1263.796	3.69	25.02	38.35	40.39	30.75	68.20	-37.45	peak
2	1547.199	4.13	26.99	38.39	40.16	32.89	74.00	-41.11	peak
3	4443.453	7.09	34.28	35.77	38.24	43.84	68.20	-24.36	peak
4	8789.516	11.55	37.06	37.40	38.15	49.36	68.20	-18.84	peak
5	11650.000	13.03	37.80	37.65	38.02	51.20	74.00	-22.80	peak
6	p17475.000	14.84	43.40	37.58	32.07	52.73	68.20	-15.47	peak



Test Mode: 12; Polarity: Horizontal; Modulation:802.11ac; Bandwidth:20MHz; Channel: Low

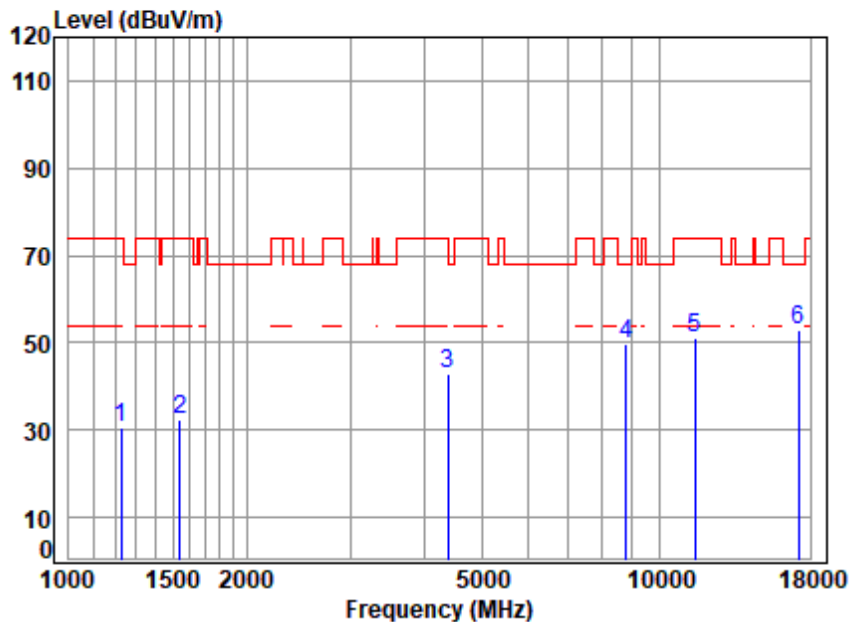


Site : chamber
Condition: 3m HORIZONTAL
Job No : 01138AT/01139AT
Mode : 5745 TX RSE
Note : 5G WIFI 11AC20

		Cable	Ant	Preamp	Read		Limit	Over	
	Freq	Loss	Factor	Factor	Level	Level	Line	Limit	Remark
	MHz	dB	dB/m	dB	dBuV	dBuV/m	dBuV/m	dB	
1	1234.909	3.64	24.89	38.35	40.50	30.68	74.00	-43.32	peak
2	1511.833	4.08	26.85	38.39	39.76	32.30	74.00	-41.70	peak
3	4417.841	7.07	34.59	35.78	37.06	42.94	68.20	-25.26	peak
4	8866.062	11.69	37.20	37.48	38.29	49.70	68.20	-18.50	peak
5	11490.000	13.00	37.79	37.69	38.34	51.44	74.00	-22.56	peak
6	p17235.000	14.70	43.03	37.55	32.71	52.89	68.20	-15.31	peak



Test Mode: 12; Polarity: Vertical; Modulation:802.11ac; Bandwidth:20MHz; Channel: Low

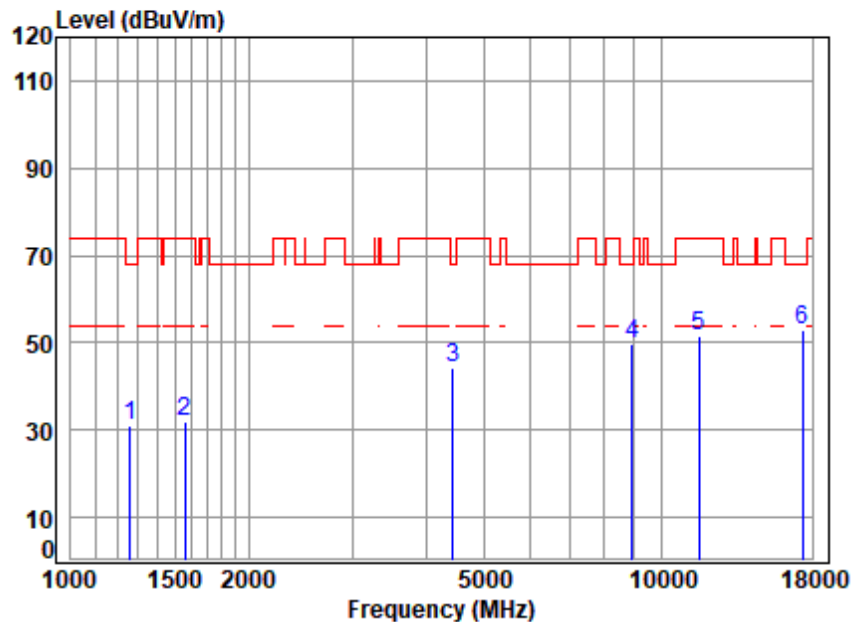


Site : chamber
Condition: 3m VERTICAL
Job No : 01138AT/01139AT
Mode : 5745 TX RSE
Note : 5G WIFI 11AC20

		Cable	Ant	Preamp	Read		Limit	Over	
	Freq	Loss	Factor	Factor	Level	Level	Line	Limit	Remark
	MHz	dB	dB/m	dB	dBuV	dBuV/m	dBuV/m	dB	
1	1227.791	3.63	24.79	38.34	40.52	30.60	74.00	-43.40	peak
2	1542.733	4.12	26.97	38.39	39.47	32.17	74.00	-41.83	peak
3	4392.376	7.05	34.74	35.80	37.06	43.05	74.00	-30.95	peak
4	8789.516	11.55	37.06	37.40	38.75	49.96	68.20	-18.24	peak
5	11490.000	13.00	37.79	37.69	38.21	51.31	74.00	-22.69	peak
6	p17235.000	14.70	43.03	37.55	32.83	53.01	68.20	-15.19	peak



Test Mode: 12; Polarity: Horizontal; Modulation:802.11ac; Bandwidth:20MHz; Channel: middle

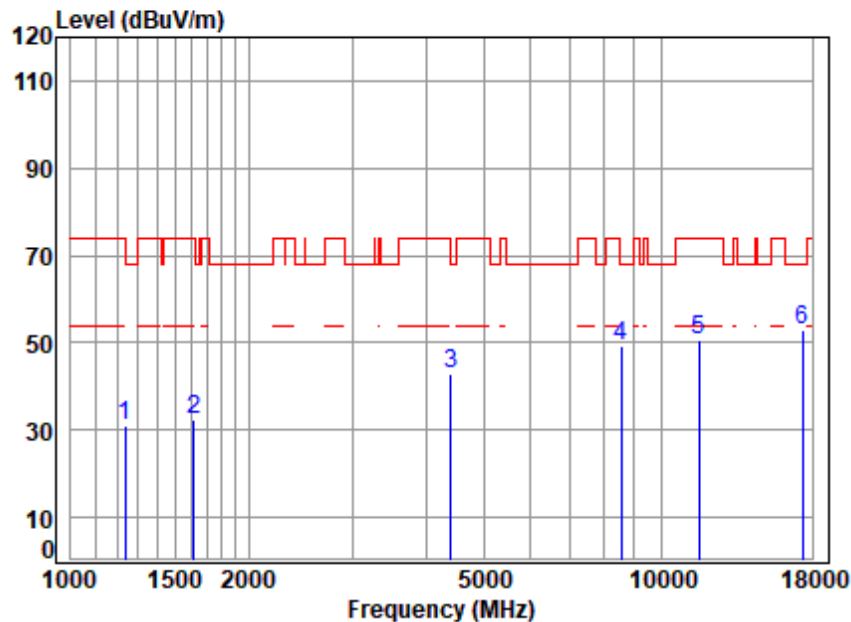


Site : chamber
Condition: 3m HORIZONTAL
Job No : 01138AT/01139AT
Mode : 5785 TX RSE
Note : 5G WIFI 11AC20

		Cable	Ant	Preamp	Read		Limit	Over	
	Freq	Loss	Factor	Factor	Level	Level	Line	Limit	Remark
	MHz	dB	dB/m	dB	dBuV	dBuV/m	dBuV/m	dB	
1	1260.149	3.69	25.04	38.35	40.64	31.02	68.20	-37.18	peak
2	1560.673	4.15	26.96	38.40	39.19	31.90	74.00	-42.10	peak
3	4443.453	7.09	34.28	35.77	38.53	44.13	68.20	-24.07	peak
4	8917.462	11.78	37.13	37.53	38.19	49.57	68.20	-18.63	peak
5	11570.000	13.01	37.73	37.67	38.51	51.58	74.00	-22.42	peak
6	p17355.000	14.77	43.26	37.56	32.65	53.12	68.20	-15.08	peak



Test Mode: 12; Polarity: Vertical; Modulation:802.11ac; Bandwidth:20MHz; Channel: middle

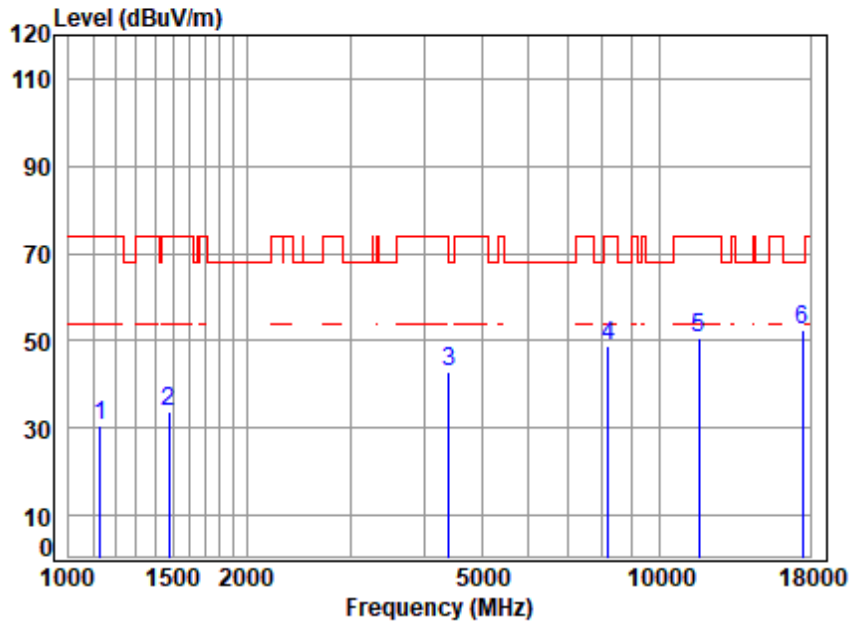


Site : chamber
 Condition: 3m VERTICAL
 Job No : 01138AT/01139AT
 Mode : 5785 TX RSE
 Note : 5G WIFI 11AC20

	Freq	Cable Loss	Ant Factor	Preamp Factor	Read Level	Level	Limit Line	Over Limit	Remark
	MHz	dB	dB/m	dB	dBuV	dBuV/m	dBuV/m	dB	
1	1234.909	3.64	24.89	38.35	41.06	31.24	74.00	-42.76	peak
2	1615.754	4.22	26.64	38.40	39.80	32.26	74.00	-41.74	peak
3	4405.090	7.06	34.74	35.79	37.01	43.02	68.20	-25.18	peak
4	8563.818	11.15	36.83	37.17	38.44	49.25	68.20	-18.95	peak
5	11570.000	13.01	37.73	37.67	37.55	50.62	74.00	-23.38	peak
6	17355.000	14.77	43.26	37.56	32.49	52.96	68.20	-15.24	peak



Test Mode: 12; Polarity: Horizontal; Modulation:802.11ac; Bandwidth:20MHz; Channel: High

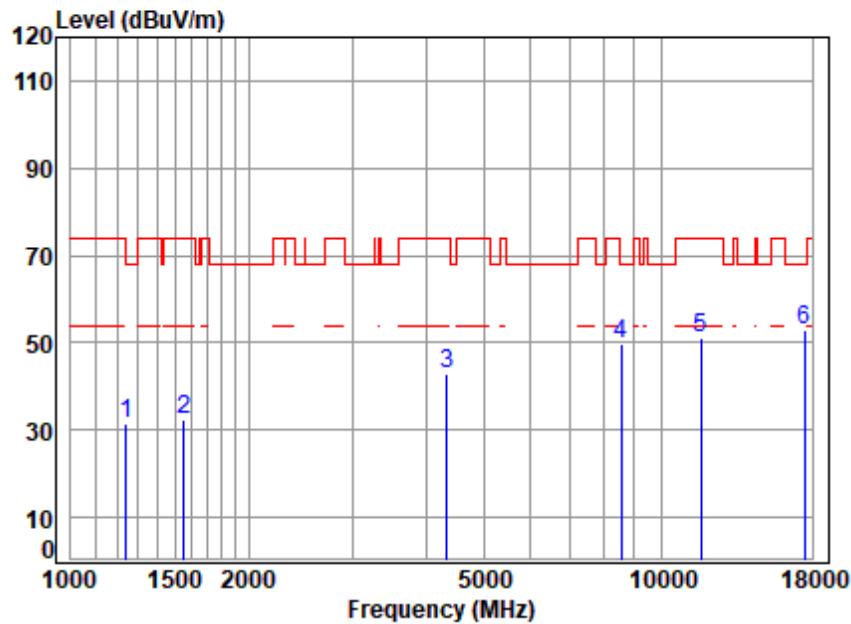


Site : chamber
Condition: 3m HORIZONTAL
Job No : 01138AT/01139AT
Mode : 5825 TX RSE
Note : 5G WIFI 11AC20

		Cable	Ant	Preamp	Read		Limit	Over	
	Freq	Loss	Factor	Factor	Level	Level	Line	Limit	Remark
	MHz	dB	dB/m	dB	dBuV	dBuV/m	dBuV/m	dB	
1	1132.340	3.46	23.83	38.33	41.54	30.50	74.00	-43.50	peak
2	1477.276	4.03	26.16	38.38	41.79	33.60	74.00	-40.40	peak
3	4405.090	7.06	34.74	35.79	36.96	42.97	68.20	-25.23	peak
4	8200.463	10.48	36.60	36.78	38.62	48.92	74.00	-25.08	peak
5	11650.000	13.03	37.80	37.65	37.46	50.64	74.00	-23.36	peak
6	p17475.000	14.84	43.40	37.58	31.91	52.57	68.20	-15.63	peak



Test Mode: 12; Polarity: Vertical; Modulation:802.11ac; Bandwidth:20MHz; Channel: High

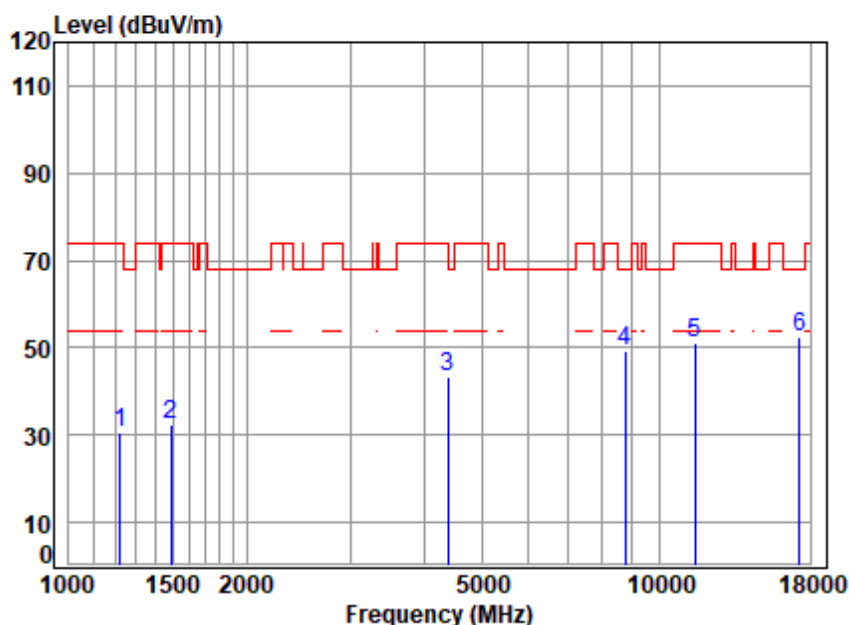


Site : chamber
 Condition: 3m VERTICAL
 Job No : 01138AT/01139AT
 Mode : 5825 TX RSE
 Note : 5G WIFI 11AC20

	Freq	Cable Loss	Ant Factor	Preamp Factor	Read Level	Level	Limit Line	Over Limit	Remark
	MHz	dB	dB/m	dB	dBuV	dBuV/m	dBuV/m	dB	
1	1242.068	3.66	24.99	38.35	41.08	31.38	68.20	-36.82	peak
2	1551.677	4.13	26.99	38.40	39.49	32.21	74.00	-41.79	peak
3	4341.886	7.02	34.34	35.84	37.29	42.81	74.00	-31.19	peak
4	8563.818	11.15	36.83	37.17	38.74	49.55	68.20	-18.65	peak
5	11650.000	13.03	37.80	37.65	37.90	51.08	74.00	-22.92	peak
6	17475.000	14.84	43.40	37.58	32.37	53.03	68.20	-15.17	peak



Test Mode: 12; Polarity: Horizontal; Modulation:802.11ac; Bandwidth:40MHz; Channel: Low

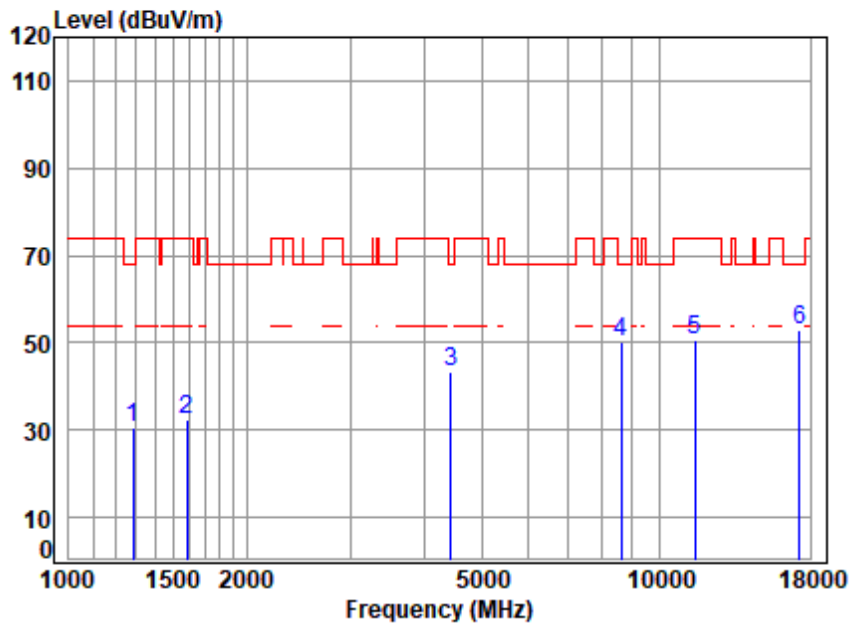


Site : chamber
Condition: 3m HORIZONTAL
Job No : 01138AT/01139AT
Mode : 5755 TX RSE
Note : 5G WIFI 11AC40

		Cable	Ant	Preamp	Read		Limit	Over	
	Freq	Loss	Factor	Factor	Level	Level	Line	Limit	Remark
	MHz	dB	dB/m	dB	dBuV	dBuV/m	dBuV/m	dB	
1	1224.247	3.62	24.74	38.34	40.50	30.52	74.00	-43.48	peak
2	1490.142	4.05	26.52	38.39	40.08	32.26	74.00	-41.74	peak
3	4379.699	7.04	34.64	35.81	37.60	43.47	74.00	-30.53	peak
4	8738.852	11.47	36.90	37.35	38.41	49.43	68.20	-18.77	peak
5	11510.000	13.00	37.79	37.69	37.90	51.00	74.00	-23.00	peak
6	p17265.000	14.72	43.06	37.55	32.46	52.69	68.20	-15.51	peak



Test Mode: 12; Polarity: Vertical; Modulation:802.11ac; Bandwidth:40MHz; Channel: Low

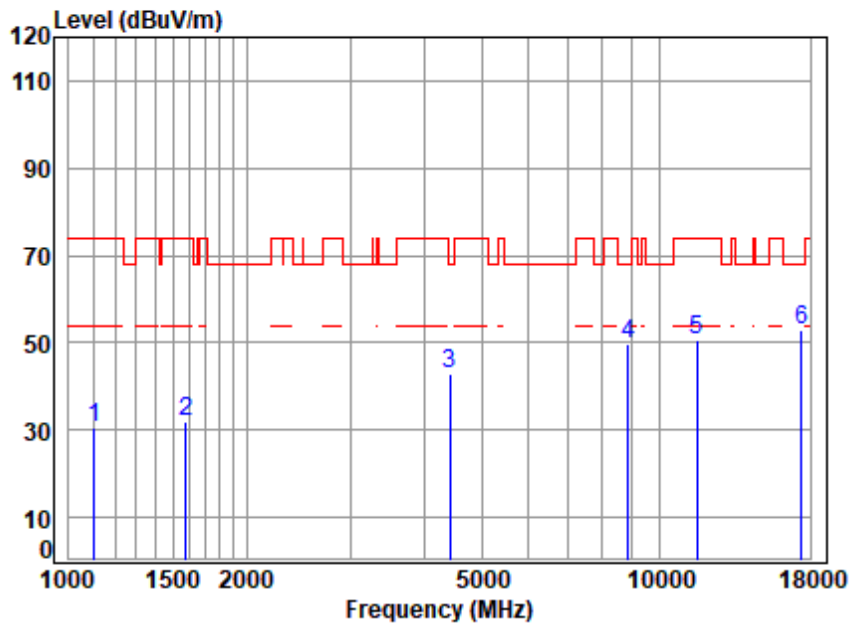


Site : chamber
Condition: 3m VERTICAL
Job No : 01138AT/01139AT
Mode : 5755 TX RSE
Note : 5G WIFI 11AC40

	Freq	Cable Loss	Ant Factor	Preamp Factor	Read Level	Level	Limit Line	Over Limit	Remark
	MHz	dB	dB/m	dB	dBuV	dBuV/m	dBuV/m	dB	
1	1285.904	3.73	24.88	38.35	40.53	30.79	68.20	-37.41	peak
2	1583.392	4.18	26.87	38.40	39.89	32.54	74.00	-41.46	peak
3	4430.628	7.08	34.43	35.77	37.57	43.31	68.20	-24.89	peak
4	8613.468	11.24	36.90	37.22	39.19	50.11	68.20	-18.09	peak
5	11510.000	13.00	37.79	37.69	37.57	50.67	74.00	-23.33	peak
6	p17265.000	14.72	43.06	37.55	32.84	53.07	68.20	-15.13	peak



Test Mode: 12; Polarity: Horizontal; Modulation:802.11ac; Bandwidth:40MHz; Channel: High

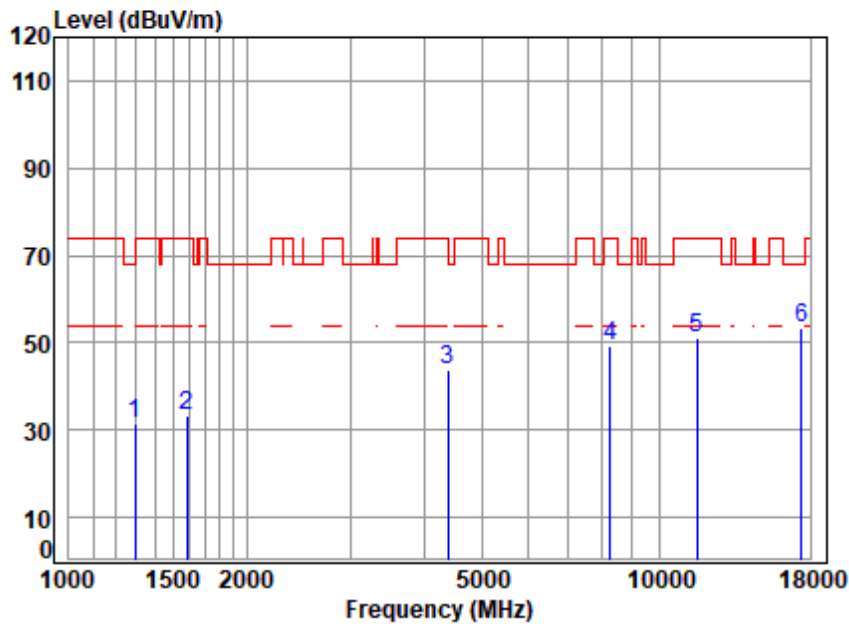


Site : chamber
Condition: 3m HORIZONTAL
Job No : 01138AT/01139AT
Mode : 5795 TX RSE
Note : 5G WIFI 11AC40

		Cable	Ant	Preamp	Read		Limit	Over	
	Freq	Loss	Factor	Factor	Level	Level	Line	Limit	Remark
	MHz	dB	dB/m	dB	dBuV	dBuV/m	dBuV/m	dB	
1	1106.457	3.41	23.73	38.32	41.79	30.61	74.00	-43.39	peak
2	1578.822	4.17	26.88	38.40	39.34	31.99	74.00	-42.01	peak
3	4417.841	7.07	34.59	35.78	37.18	43.06	68.20	-25.14	peak
4	8866.062	11.69	37.20	37.48	38.17	49.58	68.20	-18.62	peak
5	11590.000	13.01	37.71	37.67	37.41	50.46	74.00	-23.54	peak
6	p17385.000	14.79	43.35	37.57	32.16	52.73	68.20	-15.47	peak



Test Mode: 12; Polarity: Vertical; Modulation:802.11ac; Bandwidth:40MHz; Channel: High

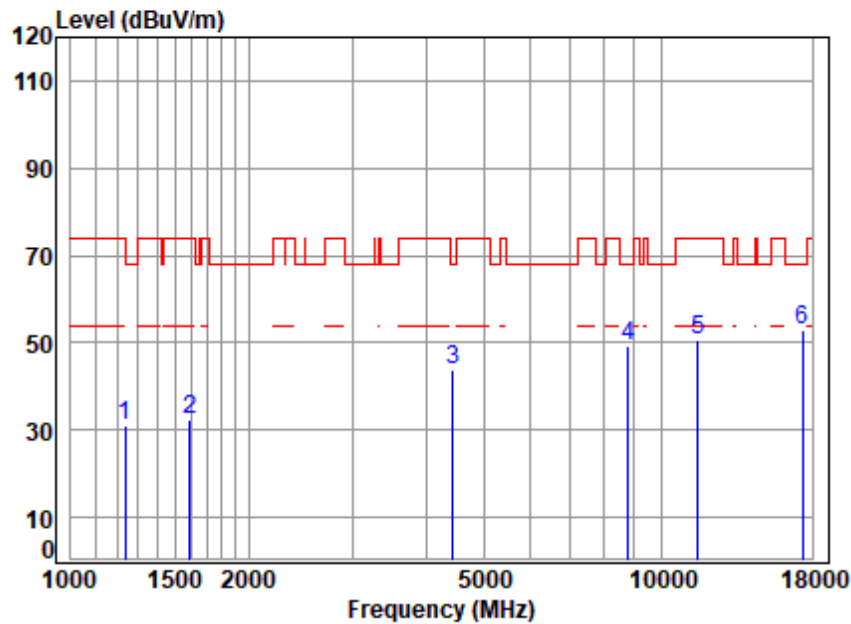


Site : chamber
Condition: 3m VERTICAL
Job No : 01138AT/01139AT
Mode : 5795 TX RSE
Note : 5G WIFI 11AC40

	Freq	Cable Loss	Ant Factor	Preamp Factor	Read Level	Level	Limit Line	Over Limit	Remark
	MHz	dB	dB/m	dB	dBuV	dBuV/m	dBuV/m	dB	
1	1293.359	3.74	24.84	38.36	41.33	31.55	68.20	-36.65	peak
2	1587.975	4.18	26.85	38.40	40.65	33.28	74.00	-40.72	peak
3	4392.376	7.05	34.74	35.80	37.59	43.58	74.00	-30.42	peak
4	8271.880	10.62	36.70	36.86	39.00	49.46	74.00	-24.54	peak
5	11590.000	13.01	37.71	37.67	38.09	51.14	74.00	-22.86	peak
6	p17385.000	14.79	43.35	37.57	32.75	53.32	68.20	-14.88	peak



Test Mode: 12; Polarity: Horizontal; Modulation:802.11ac; Bandwidth:80MHz; Channel: middle

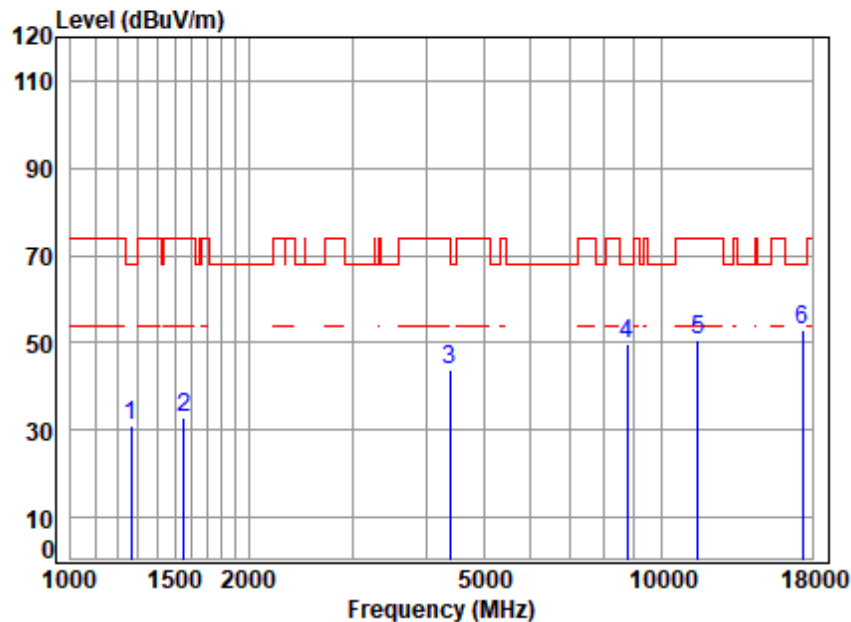


Site : chamber
Condition: 3m HORIZONTAL
Job No : 01138AT/01139AT
Mode : 5775 TX RSE
Note : 5G WIFI 11AC80

	Freq	Cable Loss	Ant Factor	Preamp Factor	Read Level	Level	Limit Line	Over Limit	Remark
	MHz	dB	dB/m	dB	dBuV	dBuV/m	dBuV/m	dB	
1	1238.483	3.65	24.94	38.35	40.98	31.22	74.00	-42.78	peak
2	1592.571	4.19	26.83	38.40	39.74	32.36	74.00	-41.64	peak
3	4443.453	7.09	34.28	35.77	38.03	43.63	68.20	-24.57	peak
4	8789.516	11.55	37.06	37.40	38.12	49.33	68.20	-18.87	peak
5	11550.000	13.01	37.75	37.68	37.74	50.82	74.00	-23.18	peak
6	p17325.000	14.76	43.17	37.56	32.74	53.11	68.20	-15.09	peak



Test Mode: 12; Polarity: Vertical; Modulation:802.11ac; Bandwidth:80MHz; Channel: middle



Site : chamber
Condition: 3m VERTICAL
Job No : 01138AT/01139AT
Mode : 5775 TX RSE
Note : 5G WIFI 11AC80

		Cable	Ant	Preamp	Read		Limit	Over	
	Freq	Loss	Factor	Factor	Level	Level	Line	Limit	Remark
	MHz	dB	dB/m	dB	dBuV	dBuV/m	dBuV/m	dB	
1	1263.796	3.69	25.02	38.35	40.67	31.03	68.20	-37.17	peak
2	1556.169	4.14	26.98	38.40	40.06	32.78	74.00	-41.22	peak
3	4379.699	7.04	34.64	35.81	37.77	43.64	74.00	-30.36	peak
4	8764.146	11.51	36.96	37.37	38.61	49.71	68.20	-18.49	peak
5	11550.000	13.01	37.75	37.68	37.75	50.83	74.00	-23.17	peak
6	p17325.000	14.76	43.17	37.56	32.38	52.75	68.20	-15.45	peak



7.10 Radiated Emissions which fall in the restricted bands

Test Requirement 47 CFR Part 15, Subpart C 15.209 & Subpart E 15.407(b)

Test Method: KDB 789033 D02 II G

Measurement Distance: 3m

Limit:

Frequency(MHz)	Field strength(microvolts/meter)	Measurement distance(meters)
0.009-0.490	2400/F(kHz)	300
0.490-1.705	24000/F(kHz)	30
1.705-30.0	30	30
30-88	100	3
88-216	150	3
216-960	200	3
Above 960	500	3

*(1) For transmitters operating in the 5.15-5.25 GHz band: All emissions outside of the 5.15-5.35 GHz band shall not exceed an e.i.r.p. of -27 dBm/MHz.

(2) For transmitters operating in the 5.25-5.35 GHz band: All emissions outside of the 5.15-5.35 GHz band shall not exceed an e.i.r.p. of -27 dBm/MHz.

(3) For transmitters operating in the 5.47-5.725 GHz band: All emissions outside of the 5.47-5.725 GHz band shall not exceed an e.i.r.p. of -27 dBm/MHz.

(4) For transmitters operating in the 5.725-5.85 GHz band:

(i) All emissions shall be limited to a level of -27 dBm/MHz at 75 MHz or more above or below the band edge increasing linearly to 10 dBm/MHz at 25 MHz above or below the band edge, and from 25 MHz above or below the band edge increasing linearly to a level of 15.6 dBm/MHz at 5 MHz above or below the band edge, and from 5 MHz above or below the band edge increasing linearly to a level of 27 dBm/MHz at the band edge.

Remark: The emission limits shown in the above table are based on measurements employing a CISPR quasi-peak detector except for the frequency bands 9-90kHz, 110-490kHz and above 1000 MHz. Radiated emission limits in these three bands are based on measurements employing an average detector, the peak field strength of any emission shall not exceed the maximum permitted average limits specified above by more than 20 dB under any condition of modulation.

7.10.1 E.U.T. Operation

Operating Environment:

Temperature: 21.8 °C

Humidity: 52.3 % RH

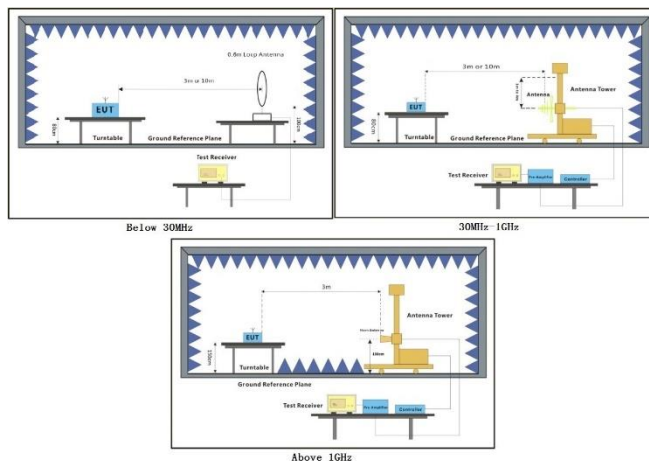
Atmospheric Pressure: 1020 mbar



7.10.2 Test Mode Description

Pre-scan / Final test	Mode Code	Description
Pre-scan	09	TX mode (U-NII-1)_Keep the EUT in continuously transmitting mode with all modulation types. All data rates for each modulation type have been tested and found the data rate @ 6Mbps is the worst case of IEEE 802.11a; data rate @ MCS0 is the worst case of IEEE 802.11n(HT20), 802.11n(HT40), 802.11ac(VHT20), 802.11ac(VHT40), 802.11ac(VHT80). data rate @HE0 is the worst case of IEEE 802.11ax(HEW20), 802.11ax(HEW40), 802.11ax(HEW80). Only the data of worst case is recorded in the report.
Pre-scan	10	TX mode (U-NII-3)_Keep the EUT in continuously transmitting mode with all modulation types. All data rates for each modulation type have been tested and found the data rate @ 6Mbps is the worst case of IEEE 802.11a; data rate @ MCS0 is the worst case of IEEE 802.11n(HT20), 802.11n(HT40), 802.11ac(VHT20), 802.11ac(VHT40), 802.11ac(VHT80). data rate @HE0 is the worst case of IEEE 802.11ax(HEW20), 802.11ax(HEW40), 802.11ax(HEW80). Only the data of worst case is recorded in the report.
Final test	11	Charge + TX mode (U-NII-1)_Keep the EUT in charging and continuously transmitting mode with all modulation types. All data rates for each modulation type have been tested and found the data rate @ 6Mbps is the worst case of IEEE 802.11a; data rate @ MCS0 is the worst case of IEEE 802.11n(HT20), 802.11n(HT40), 802.11ac(VHT20), 802.11ac(VHT40), 802.11ac(VHT80). data rate @HE0 is the worst case of IEEE 802.11ax(HEW20), 802.11ax(HEW40), 802.11ax(HEW80). Only the data of worst case is recorded in the report.
Final test	12	Charge + TX mode (U-NII-3)_Keep the EUT in charging and continuously transmitting mode with all modulation types. All data rates for each modulation type have been tested and found the data rate @ 6Mbps is the worst case of IEEE 802.11a; data rate @ MCS0 is the worst case of IEEE 802.11n(HT20), 802.11n(HT40), 802.11ac(VHT20), 802.11ac(VHT40), 802.11ac(VHT80). data rate @HE0 is the worst case of IEEE 802.11ax(HEW20), 802.11ax(HEW40), 802.11ax(HEW80). Only the data of worst case is recorded in the report.

7.10.3 Test Setup Diagram



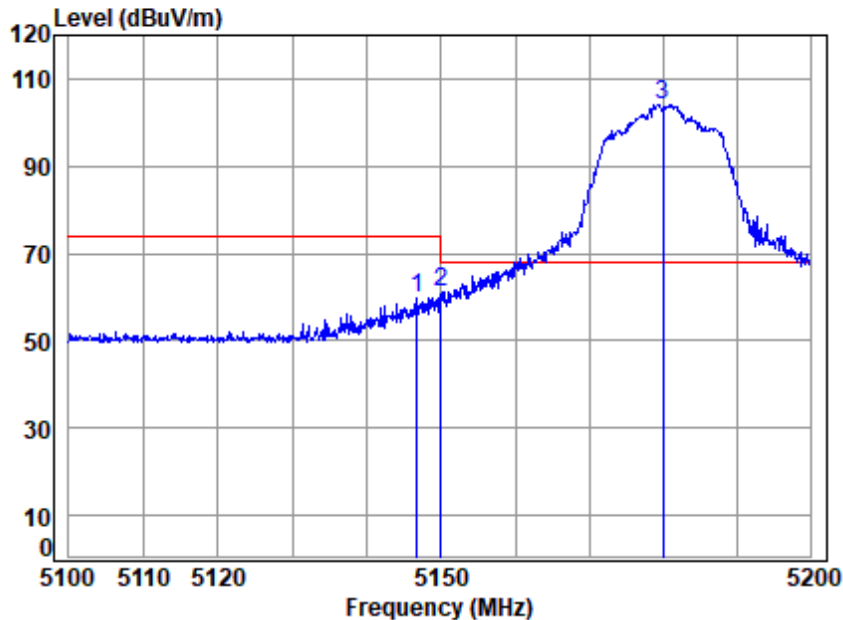
7.10.4 Measurement Procedure and Data

- a. For below 1GHz, the EUT was placed on the top of a rotating table 0.8 meters above the ground at a 3 or 10 meter semi-anechoic chamber. The table was rotated 360 degrees to determine the position of the highest radiation.
- b. For above 1GHz, the EUT was placed on the top of a rotating table 1.5 meters above the ground at a 3 meter fully-anechoic chamber. The table was rotated 360 degrees to determine the position of the highest radiation.
- c. The EUT was set 3 or 10 meters away from the interference-receiving antenna, which was mounted on the top of a variable-height antenna tower.
- d. The antenna height is varied from one meter to four meters above the ground to determine the maximum value of the field strength. Both horizontal and vertical polarizations of the antenna are set to make the measurement.
- e. For each suspected emission, the EUT was arranged to its worst case and then the antenna was tuned to heights from 1 meter to 4 meters (for the test frequency of below 30MHz, the antenna was tuned to heights 1 meter) and the rotatable table was turned from 0 degrees to 360 degrees to find the maximum reading.
- f. The test-receiver system was set to Peak Detect Function and Specified Bandwidth with Maximum Hold Mode.
- g. If the emission level of the EUT in peak mode was 10dB lower than the limit specified, then testing could be stopped and the peak values of the EUT would be reported. Otherwise the emissions that did not have 10dB margin would be re-tested one by one using peak, quasi-peak or average method as specified and then reported in a data sheet.
- h. Test the EUT in the lowest channel, the middle channel, the Highest channel.
- i. The radiation measurements are performed in X, Y, Z axis positioning for Transmitting mode, and found the X axis positioning which it is the worst case.
- j. Repeat above procedures until all frequencies measured was complete.

Remark: Level= Read Level+ Cable Loss+ Antenna Factor- Preamp Factor



Test Mode: 11; Polarity: Horizontal; Modulation:802.11a; Bandwidth:20MHz; Channel: Low



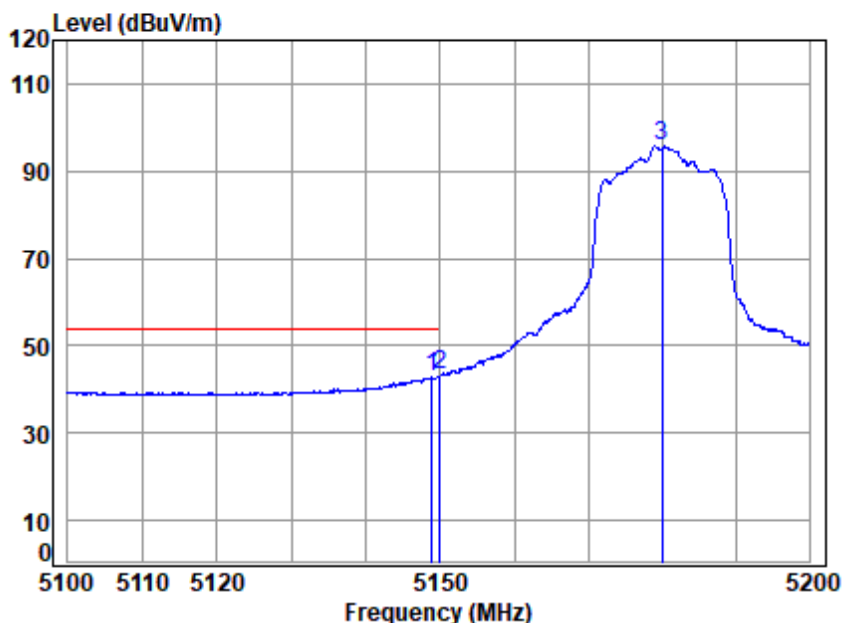
Site : chamber
Condition: 3m HORIZONTAL
Job No : 01138AT/01139AT

Mode : 5180 Band edge
: 5G WIFI 11A

		Cable	Ant	Preamp	Read		Limit	Over	
Freq		Loss	Factor	Factor	Level	Level	Line	Limit	Remark
MHz		dB	dB/m	dB	dBuV	dBuV/m	dBuV/m	dB	
1	5146.758	7.55	33.91	35.31	53.53	59.68	74.00	-14.32	peak
2	5149.980	7.55	33.90	35.31	55.23	61.37	74.00	-12.63	peak
3 p	5180.000	7.57	33.96	35.29	98.02	104.26	68.20	36.06	peak



Test Mode: 11; Polarity: Horizontal; Modulation:802.11a; Bandwidth:20MHz; Channel: Low



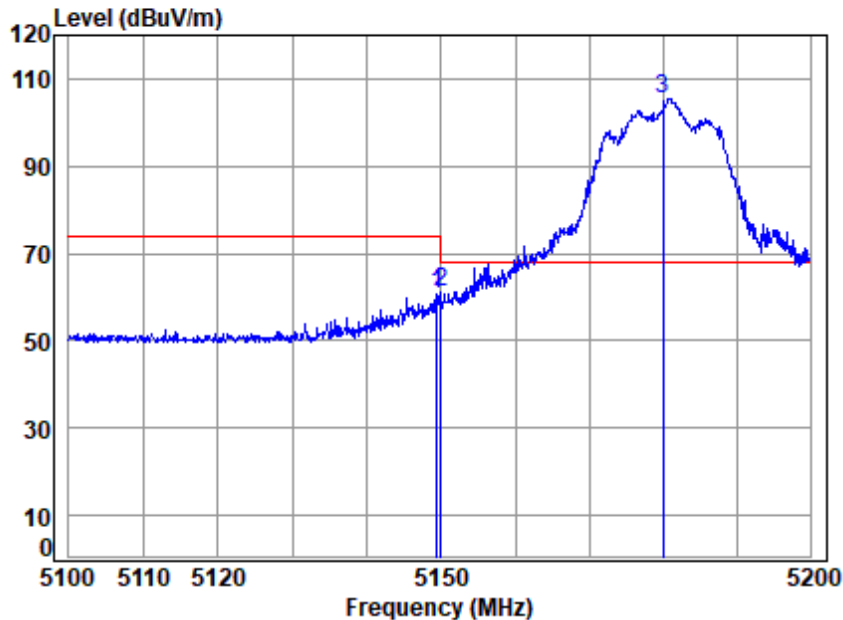
Site : chamber
Condition: 3m HORIZONTAL
Job No : 01138AT/01139AT

Mode : 5180 Band edge
: 5G WIFI 11A

	Freq	Cable Loss	Ant Factor	Preamp Factor	Read Level	Level	Limit Line	Over Limit	Remark
	MHz	dB	dB/m	dB	dBuV	dBuV/m	dBuV/m	dB	
1	5148.857	7.55	33.90	35.31	36.62	42.76	54.00	-11.24	Average
2 q	5149.980	7.55	33.90	35.31	37.36	43.50	54.00	-10.50	Average
3	5180.000	7.57	33.96	35.29	89.75	95.99	-----	-----	Average



Test Mode: 11; Polarity: Vertical; Modulation:802.11a; Bandwidth:20MHz; Channel: Low



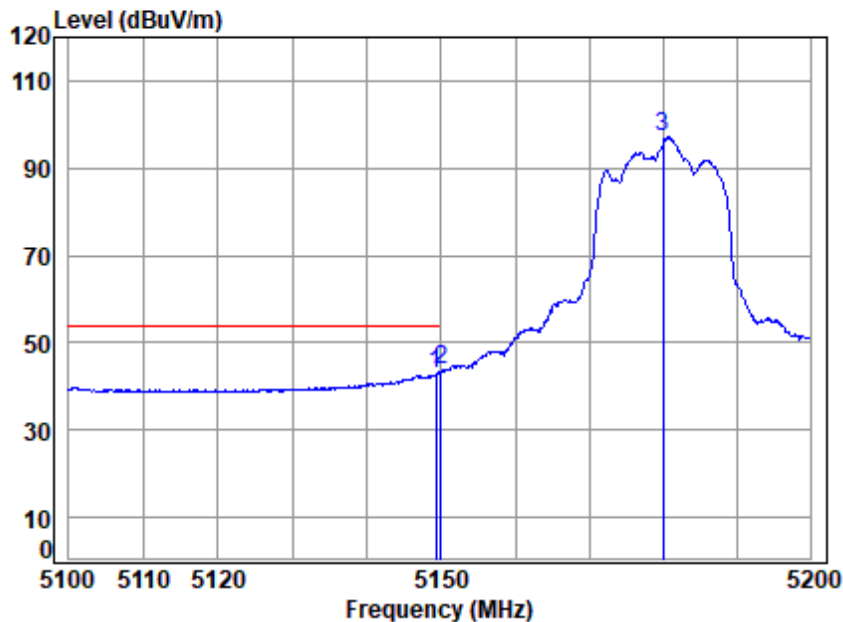
Site : chamber
Condition: 3m VERTICAL
Job No : 01138AT/01139AT

Mode : 5180 Band edge
: 5G WIFI 11A

	Freq	Cable Loss	Ant Factor	Preamp Factor	Read Level	Level	Limit	Over Limit	Remark
	MHz	dB	dB/m	dB	dBuV	dBuV/m	dBuV/m	dB	
1	5149.357	7.55	33.90	35.31	54.34	60.48	74.00	-13.52	Peak
2	5149.980	7.55	33.90	35.31	55.04	61.18	74.00	-12.82	Peak
3 p	5180.000	7.57	33.96	35.29	99.30	105.54	68.20	37.34	Peak



Test Mode: 11; Polarity: Vertical; Modulation:802.11a; Bandwidth:20MHz; Channel: Low



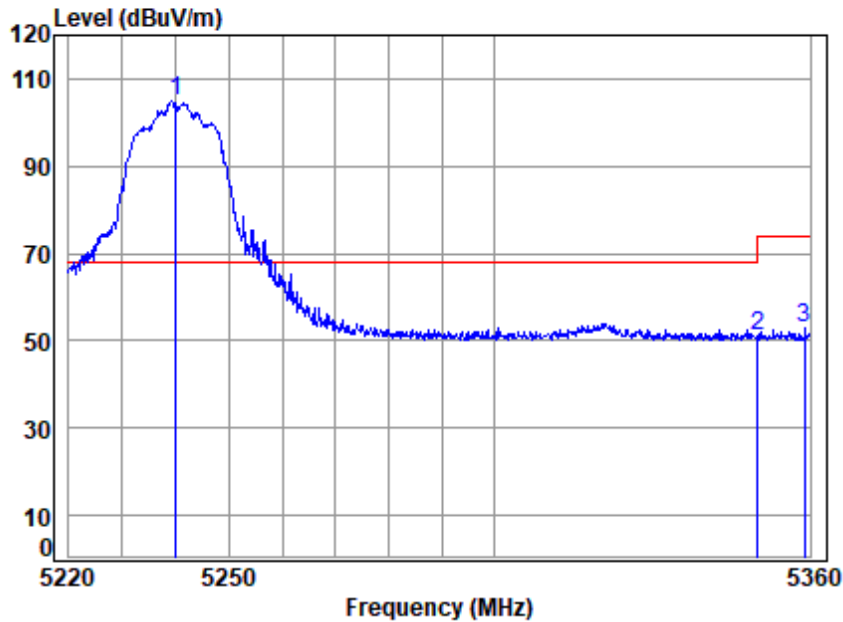
Site : chamber
Condition: 3m VERTICAL
Job No : 01138AT/01139AT

Mode : 5180 Band edge
: 5G WIFI 11A

	Freq	Cable Loss	Ant Factor	Preamp Factor	Read Level	Level	Limit	Over Limit	Remark
	MHz	dB	dB/m	dB	dBuV	dBuV/m	dBuV/m	dB	
1	5149.257	7.55	33.90	35.31	36.81	42.95	54.00	-11.05	Average
2 q	5149.980	7.55	33.90	35.31	37.87	44.01	54.00	-9.99	Average
3	5180.000	7.57	33.96	35.29	90.72	96.96	-----	-----	Average



Test Mode: 11; Polarity: Horizontal; Modulation:802.11a; Bandwidth:20MHz; Channel: High



Site : chamber
Condition: 3m HORIZONTAL
Job No : 01138AT/01139AT

Mode : 5240 Band edge
: 5G WIFI 11A

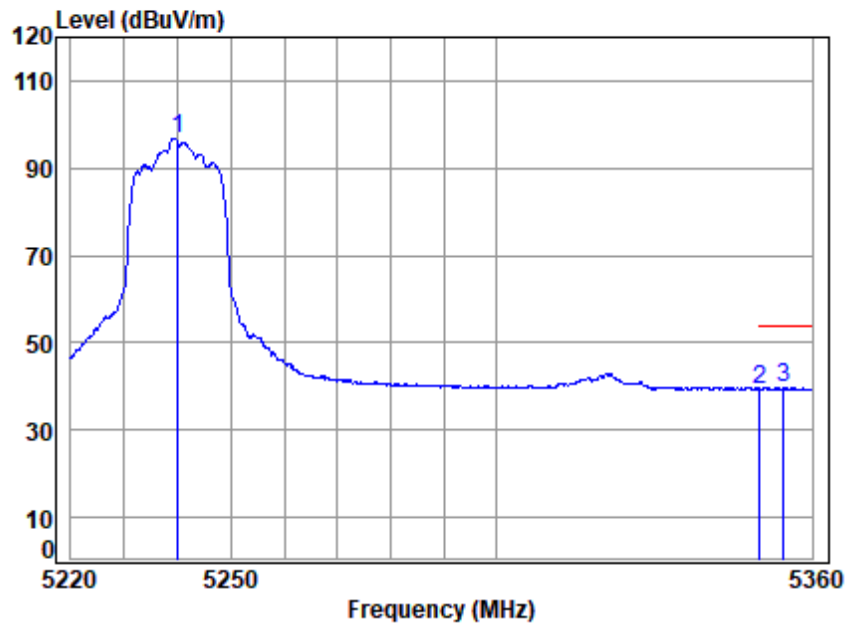
	Cable	Ant	Preamp	Read		Limit	Over	
Freq	Loss	Factor	Factor	Level	Level	Line	Limit	Remark
MHz	dB	dB/m	dB	dBuV	dBuV/m	dBuV/m	dB	
1 p 5240.000	7.62	34.08	35.26	98.52	104.96	68.20	36.76	peak
2 5350.020	7.70	34.40	35.21	44.28	51.17	74.00	-22.83	peak
3 5359.007	7.71	34.44	35.20	46.06	53.01	74.00	-20.99	peak



Unless otherwise agreed in writing, this document is issued by the Company subject to its General Conditions of Service printed overleaf, available on request or accessible at <https://www.sgs.com/en/Terms-and-Conditions>. Attention is drawn to the limitation of liability, indemnification and jurisdiction issues defined therein. Any holder of this document is advised that information contained hereon reflects the Company's findings at the time of its intervention only and within the limits of Client's instructions, if any. The Company's sole responsibility is to its Client and this document does not exonerate parties to a transaction from exercising all their rights and obligations under the transaction documents. This document cannot be reproduced except in full, without prior written approval of the Company. Any unauthorized alteration, forgery or falsification of the content or appearance of this document is unlawful and offenders may be prosecuted to the fullest extent of the law. Unless otherwise stated the results shown in this test report refer only to the sample(s) tested and such sample(s) are retained for 30 days only.

Attention: To check the authenticity of testing /inspection report & certificate, please contact us at telephone: (86-755) 8307 1443, or email: CN.Doccheck@sgs.com

Test Mode: 11; Polarity: Horizontal; Modulation:802.11a; Bandwidth:20MHz; Channel: High



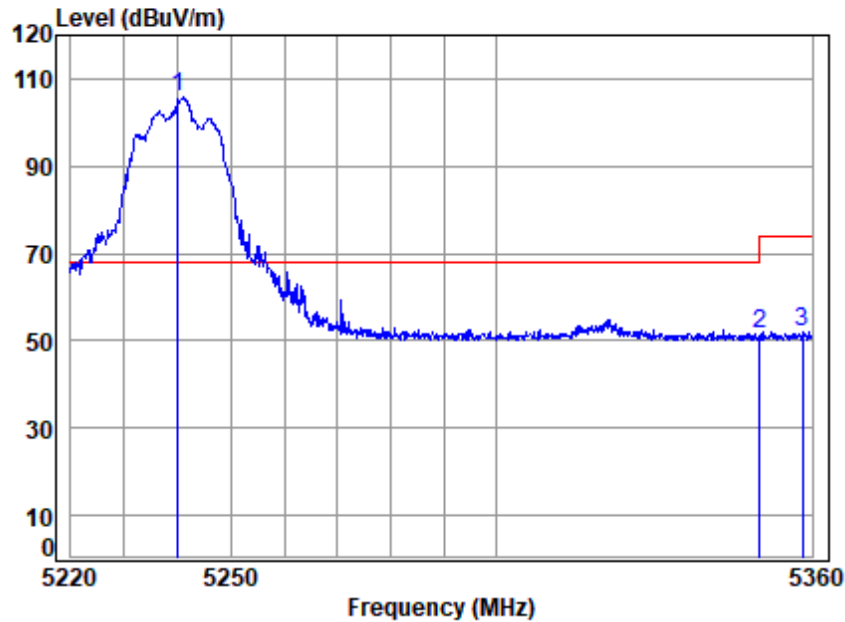
Site : chamber
Condition: 3m HORIZONTAL
Job No : 01138AT/01139AT

Mode : 5240 Band edge
: 5G WIFI 11A

	Freq	Cable Loss	Ant Factor	Preamp Factor	Read Level	Level	Limit Line	Over Limit	Remark
	MHz	dB	dB/m	dB	dBuV	dBuV/m	dBuV/m	dB	
1	5240.000	7.62	34.08	35.26	90.50	96.94	-----	-----	Average
2	5350.020	7.70	34.40	35.21	32.53	39.42	54.00	-14.58	Average
3 q	5354.612	7.71	34.42	35.21	32.70	39.62	54.00	-14.38	Average



Test Mode: 11; Polarity: Vertical; Modulation:802.11a; Bandwidth:20MHz; Channel: High



Site : chamber
Condition: 3m VERTICAL
Job No : 01138AT/01139AT

Mode : 5240 Band edge
: 5G WIFI 11A

	Cable	Ant	Preamp	Read		Limit	Over	
Freq	Loss	Factor	Factor	Level	Level	Line	Limit	Remark
MHz	dB	dB/m	dB	dBuV	dBuV/m	dBuV/m	dB	
1 p 5240.000	7.62	34.08	35.26	99.53	105.97	68.20	37.77	Peak
2 5350.020	7.70	34.40	35.21	44.59	51.48	74.00	-22.52	Peak
3 5358.156	7.71	34.43	35.20	45.17	52.11	74.00	-21.89	Peak



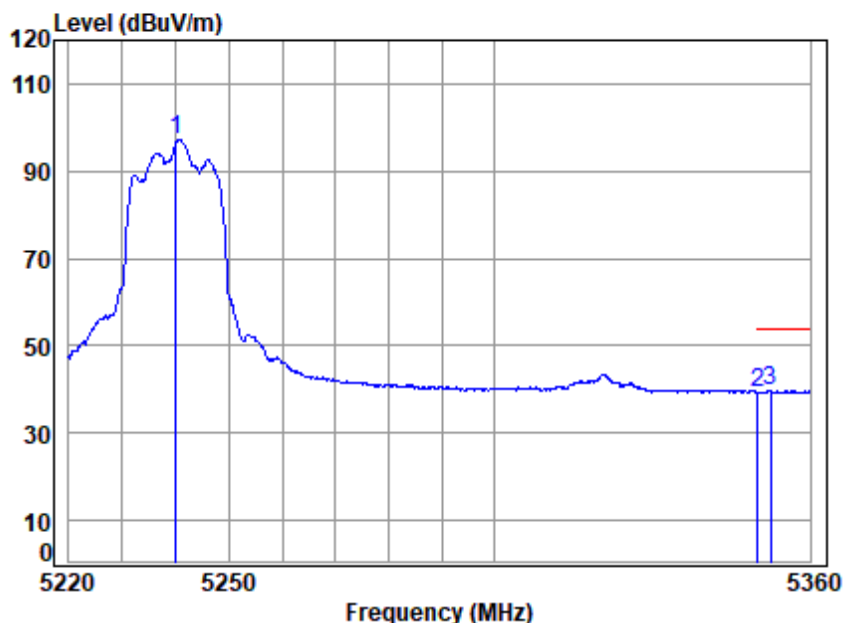
SGS-CSTC Standards Technical Services Co., Ltd. Shenzhen Branch

SZEMC-TRF-01 Rev. A/1

Report No.: SZCR240400113805

Page: 98 of 299

Test Mode: 11; Polarity: Vertical; Modulation:802.11a; Bandwidth:20MHz; Channel: High



Site : chamber
Condition: 3m VERTICAL
Job No : 01138AT/01139AT

Mode : 5240 Band edge
: 5G WIFI 11A

	Freq	Cable Loss	Ant Factor	Preamp Factor	Read Level	Level	Limit Line	Over Limit	Remark
	MHz	dB	dB/m	dB	dBuV	dBuV/m	dBuV/m	dB	
1	5240.000	7.62	34.08	35.26	90.96	97.40	-----	-----	Average
2	5350.020	7.70	34.40	35.21	32.57	39.46	54.00	-14.54	Average
3 q	5352.487	7.71	34.41	35.21	32.93	39.84	54.00	-14.16	Average



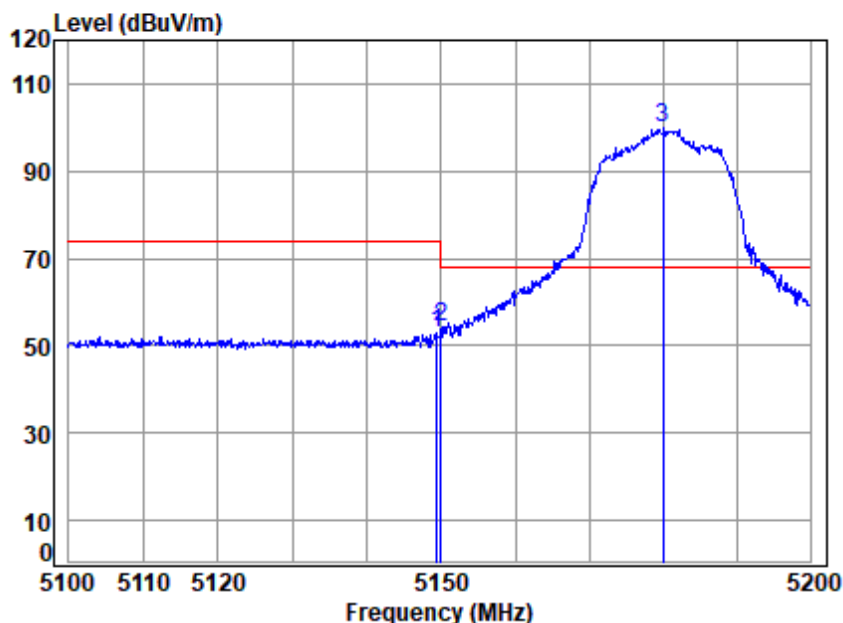
SGS-CSTC Standards Technical Services Co., Ltd.
Shenzhen Branch

Unless otherwise agreed in writing, this document is issued by the Company subject to its General Conditions of Service printed overleaf, available on request or accessible at <https://www.sgs.com/en/Terms-and-Conditions>. Attention is drawn to the limitation of liability, indemnification and jurisdiction issues defined therein. Any holder of this document is advised that information contained hereon reflects the Company's findings at the time of its intervention only and within the limits of Client's instructions, if any. The Company's sole responsibility is to its Client and this document does not exonerate parties to a transaction from exercising all their rights and obligations under the transaction documents. This document cannot be reproduced except in full, without prior written approval of the Company. Any unauthorized alteration, forgery or falsification of the content or appearance of this document is unlawful and offenders may be prosecuted to the fullest extent of the law. Unless otherwise stated the results shown in this test report refer only to the sample(s) tested and such sample(s) are retained for 30 days only.

Attention: To check the authenticity of testing /inspection report & certificate, please contact us at telephone: (86-755) 8307 1443, or email: CN.Doccheck@sgs.com

No.1 Workshop, M-10, Middle Section, Science & Technology Park, Nanshan District, Shenzhen, Guangdong, China 518057 t (86-755) 26012053 f (86-755) 26710594 www.sgs.com.cn
中国·广东·深圳市南山区科技园中区M-10栋1号厂房 邮编: 518057 t (86-755) 26012053 f (86-755) 26710594 sgs.china@sgs.com

Test Mode: 11; Polarity: Horizontal; Modulation:802.11n; Bandwidth:20MHz; Channel: Low



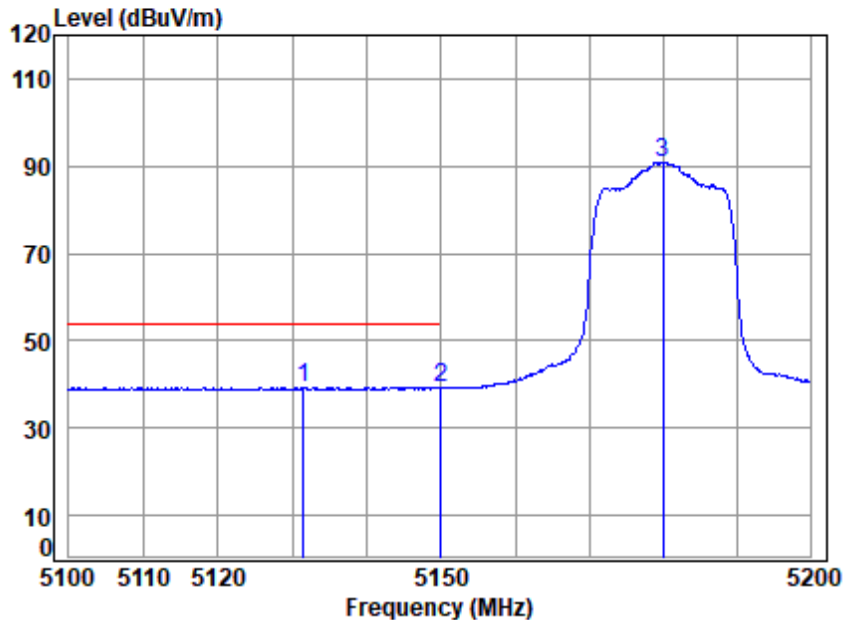
Site : chamber
Condition: 3m HORIZONTAL
Job No : 01138AT/01139AT

Mode : 5180 Band edge
: 5G WIFI 11N20

	Freq	Cable Loss	Ant Factor	Preamp Factor	Read Level	Level	Limit Line	Over Limit	Remark
	MHz	dB	dB/m	dB	dBuV	dBuV/m	dBuV/m	dB	
1	5149.357	7.55	33.90	35.31	46.96	53.10	74.00	-20.90	peak
2	5149.980	7.55	33.90	35.31	48.12	54.26	74.00	-19.74	peak
3 p	5180.000	7.57	33.96	35.29	93.86	100.10	68.20	31.90	peak



Test Mode: 11; Polarity: Horizontal; Modulation:802.11n; Bandwidth:20MHz; Channel: Low



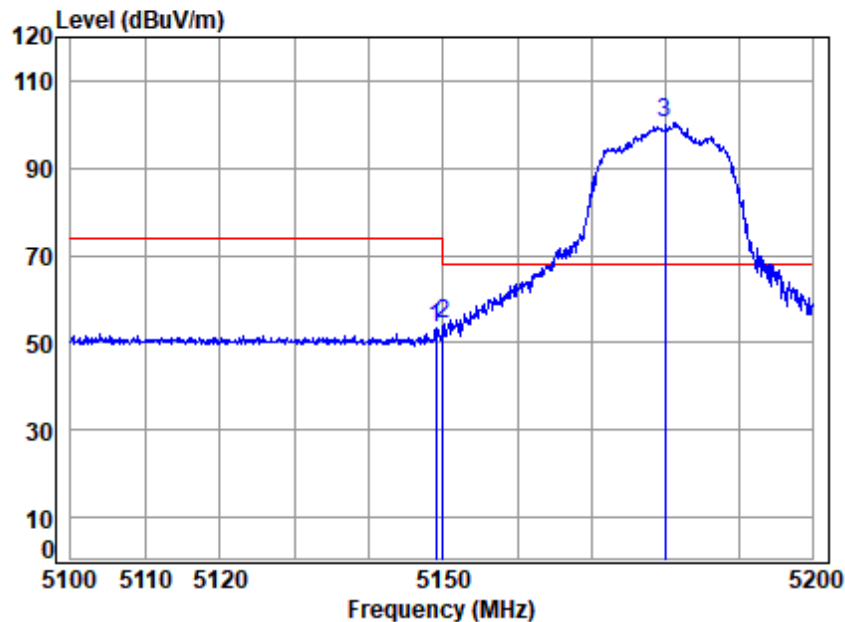
Site : chamber
Condition: 3m HORIZONTAL
Job No : 01138AT/01139AT

Mode : 5180 Band edge
: 5G WIFI 11N20

		Cable	Ant	Preamp	Read	Limit	Over	
Freq	Loss	Factor	Factor	Level	Level	Line	Limit	Remark
MHz	dB	dB/m	dB	dBuV	dBuV/m	dBuV/m	dB	
1 q 5131.490	7.54	33.94	35.32	33.20	39.36	54.00	-14.64	Average
2 5149.980	7.55	33.90	35.31	33.14	39.28	54.00	-14.72	Average
3 5180.000	7.57	33.96	35.29	84.59	90.83	-----	-----	Average



Test Mode: 11; Polarity: Vertical; Modulation:802.11n; Bandwidth:20MHz; Channel: Low



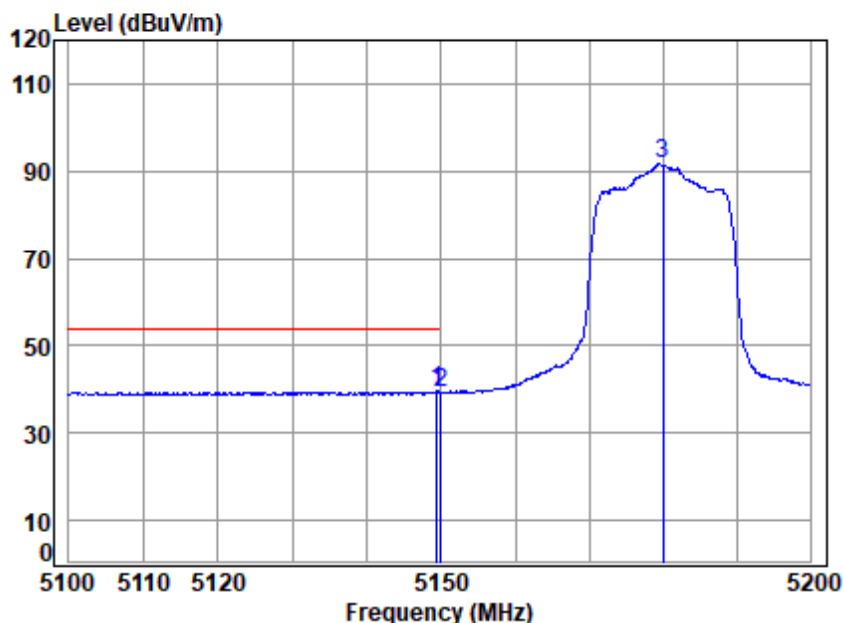
Site : chamber
Condition: 3m VERTICAL
Job No : 01138AT/01139AT

Mode : 5180 Band edge
: 5G WIFI 11N20

	Freq	Cable Loss	Ant Factor	Preamp Factor	Read Level	Level	Limit	Over	Remark
	MHz	dB	dB/m	dB	dBuV	dBuV/m	dBuV/m	dB	
1	5148.958	7.55	33.90	35.31	47.40	53.54	74.00	-20.46	Peak
2	5149.980	7.55	33.90	35.31	48.30	54.44	74.00	-19.56	Peak
3 p	5180.000	7.57	33.96	35.29	94.14	100.38	68.20	32.18	Peak



Test Mode: 11; Polarity: Vertical; Modulation:802.11n; Bandwidth:20MHz; Channel: Low



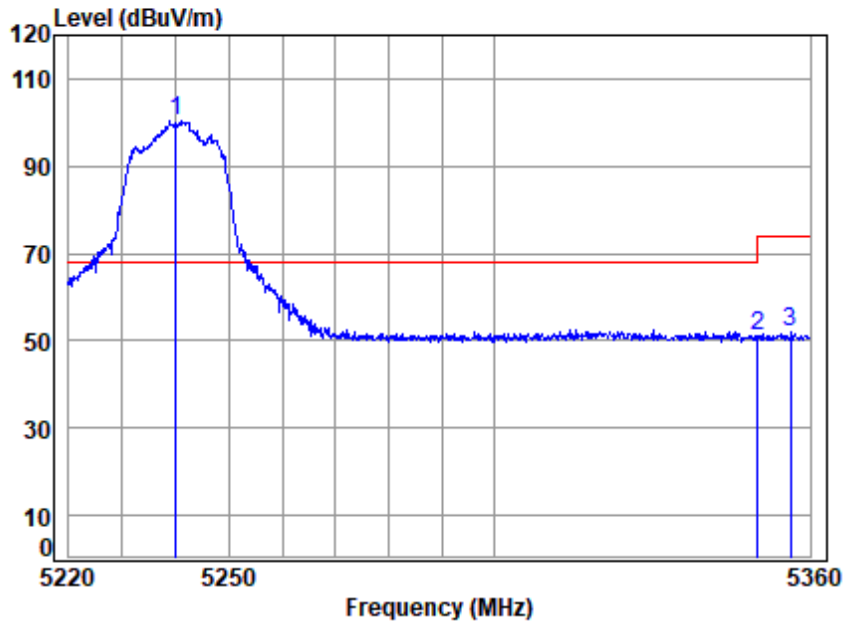
Site : chamber
Condition: 3m VERTICAL
Job No : 01138AT/01139AT

Mode : 5180 Band edge
: 5G WIFI 11N20

		Cable	Ant	Preamp	Read	Limit	Over	
Freq		Loss	Factor	Factor	Level	Level	Line	Limit Remark
MHz		dB	dB/m	dB	dBuV	dBuV/m	dBuV/m	dB
1 q 5149.458		7.55	33.90	35.31	33.33	39.47	54.00	-14.53 Average
2 5149.980		7.55	33.90	35.31	33.21	39.35	54.00	-14.65 Average
3 5180.000		7.57	33.96	35.29	85.47	91.71	-----	----- Average



Test Mode: 11; Polarity: Horizontal; Modulation:802.11n; Bandwidth:20MHz; Channel: High



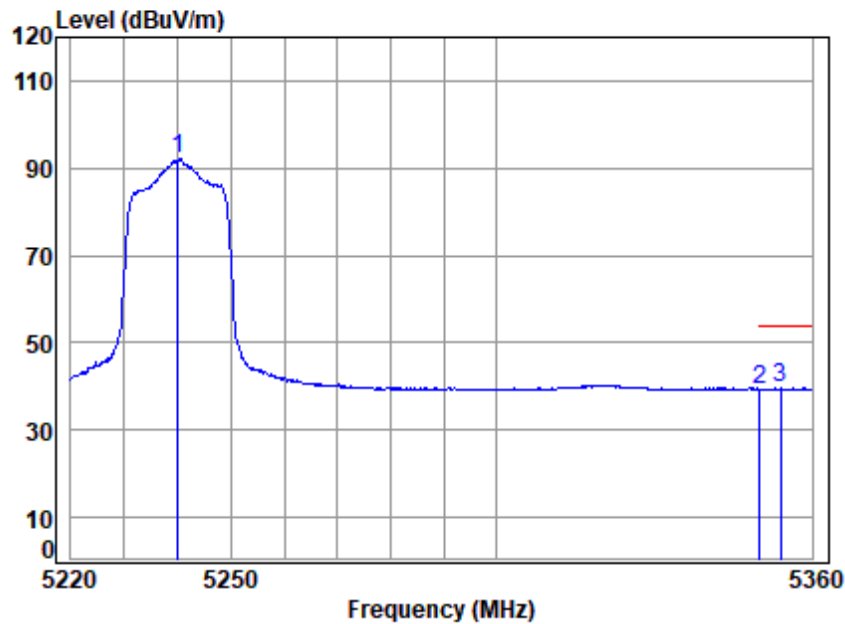
Site : chamber
Condition: 3m HORIZONTAL
Job No : 01138AT/01139AT

Mode : 5240 Band edge
: 5G WIFI 11N20

	Cable	Ant	Preamp	Read		Limit	Over	
Freq	Loss	Factor	Factor	Level	Level	Line	Limit	Remark
MHz	dB	dB/m	dB	dBuV	dBuV/m	dBuV/m	dB	
1 p 5240.000	7.62	34.08	35.26	93.90	100.34	68.20	32.14	peak
2 5350.020	7.70	34.40	35.21	44.14	51.03	74.00	-22.97	peak
3 5356.313	7.71	34.43	35.20	44.85	51.79	74.00	-22.21	peak



Test Mode: 11; Polarity: Horizontal; Modulation:802.11n; Bandwidth:20MHz; Channel: High



Site : chamber
Condition: 3m HORIZONTAL
Job No : 01138AT/01139AT

Mode : 5240 Band edge
: 5G WIFI 11N20

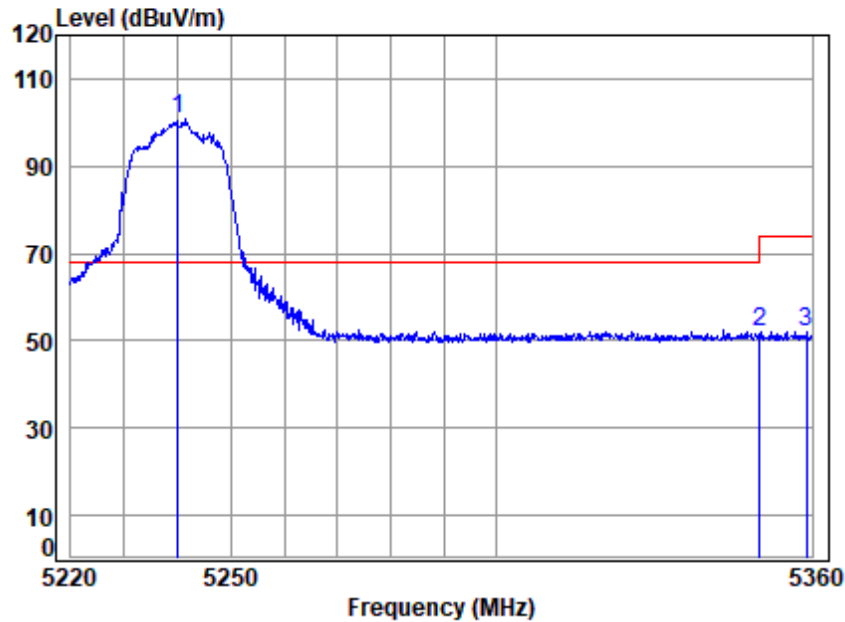
	Freq	Cable Loss	Ant Factor	Preamp Factor	Read Level	Level	Limit Line	Over Limit	Remark
	MHz	dB	dB/m	dB	dBuV	dBuV/m	dBuV/m	dB	
1	5240.000	7.62	34.08	35.26	85.60	92.04	-----	-----	Average
2	5350.020	7.70	34.40	35.21	32.50	39.39	54.00	-14.61	Average
3 q	5353.903	7.71	34.42	35.21	32.64	39.56	54.00	-14.44	Average



Unless otherwise agreed in writing, this document is issued by the Company subject to its General Conditions of Service printed overleaf, available on request or accessible at <https://www.sgs.com/en/Terms-and-Conditions>. Attention is drawn to the limitation of liability, indemnification and jurisdiction issues defined therein. Any holder of this document is advised that information contained hereon reflects the Company's findings at the time of its intervention only and within the limits of Client's instructions, if any. The Company's sole responsibility is to its Client and this document does not exonerate parties to a transaction from exercising all their rights and obligations under the transaction documents. This document cannot be reproduced except in full, without prior written approval of the Company. Any unauthorized alteration, forgery or falsification of the content or appearance of this document is unlawful and offenders may be prosecuted to the fullest extent of the law. Unless otherwise stated the results shown in this test report refer only to the sample(s) tested and such sample(s) are retained for 30 days only.

Attention: To check the authenticity of testing /inspection report & certificate, please contact us at telephone: (86-755) 8307 1443, or email: CN.Doccheck@sgs.com

Test Mode: 11; Polarity: Vertical; Modulation:802.11n; Bandwidth:20MHz; Channel: High



Site : chamber
Condition: 3m VERTICAL
Job No : 01138AT/01139AT

Mode : 5240 Band edge
: 5G WIFI 11N20

	Cable	Ant	Preamp	Read		Limit	Over	
Freq	Loss	Factor	Factor	Level	Level	Line	Limit	Remark
MHz	dB	dB/m	dB	dBuV	dBuV/m	dBuV/m	dB	
1 p 5240.000	7.62	34.08	35.26	94.60	101.04	68.20	32.84	Peak
2 5350.020	7.70	34.40	35.21	45.15	52.04	74.00	-21.96	Peak
3 5358.865	7.71	34.44	35.20	45.25	52.20	74.00	-21.80	Peak



Unless otherwise agreed in writing, this document is issued by the Company subject to its General Conditions of Service printed overleaf, available on request or accessible at <https://www.sgs.com/en/Terms-and-Conditions>. Attention is drawn to the limitation of liability, indemnification and jurisdiction issues defined therein. Any holder of this document is advised that information contained hereon reflects the Company's findings at the time of its intervention only and within the limits of Client's instructions, if any. The Company's sole responsibility is to its Client and this document does not exonerate parties to a transaction from exercising all their rights and obligations under the transaction documents. This document cannot be reproduced except in full, without prior written approval of the Company. Any unauthorized alteration, forgery or falsification of the content or appearance of this document is unlawful and offenders may be prosecuted to the fullest extent of the law. Unless otherwise stated the results shown in this test report refer only to the sample(s) tested and such sample(s) are retained for 30 days only.

Attention: To check the authenticity of testing /inspection report & certificate, please contact us at telephone: (86-755) 8307 1443, or email: CN.Doccheck@sgs.com

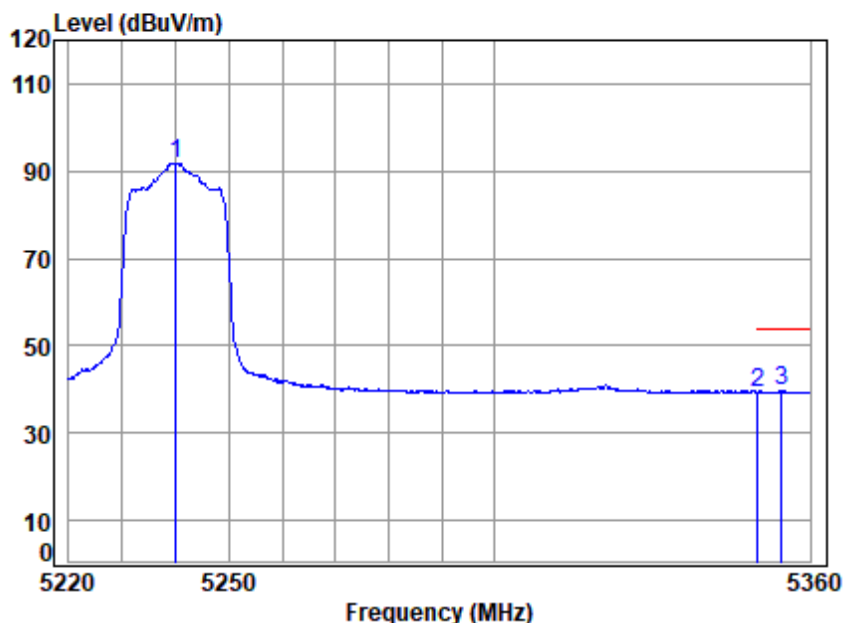
SGS-CSTC Standards Technical Services Co., Ltd. Shenzhen Branch

SZEMC-TRF-01 Rev. A/1

Report No.: SZCR240400113805

Page: 106 of 299

Test Mode: 11; Polarity: Vertical; Modulation:802.11n; Bandwidth:20MHz; Channel: High



Site : chamber
Condition: 3m VERTICAL
Job No : 01138AT/01139AT

Mode : 5240 Band edge
: 5G WIFI 11N20

	Freq	Cable Loss	Ant Factor	Preamp Factor	Read Level	Level	Limit Line	Over Limit	Remark
	MHz	dB	dB/m	dB	dBuV	dBuV/m	dBuV/m	dB	
1	5240.000	7.62	34.08	35.26	85.42	91.86	-----	-----	Average
2	5350.020	7.70	34.40	35.21	32.58	39.47	54.00	-14.53	Average
3 q	5354.470	7.71	34.42	35.21	32.88	39.80	54.00	-14.20	Average



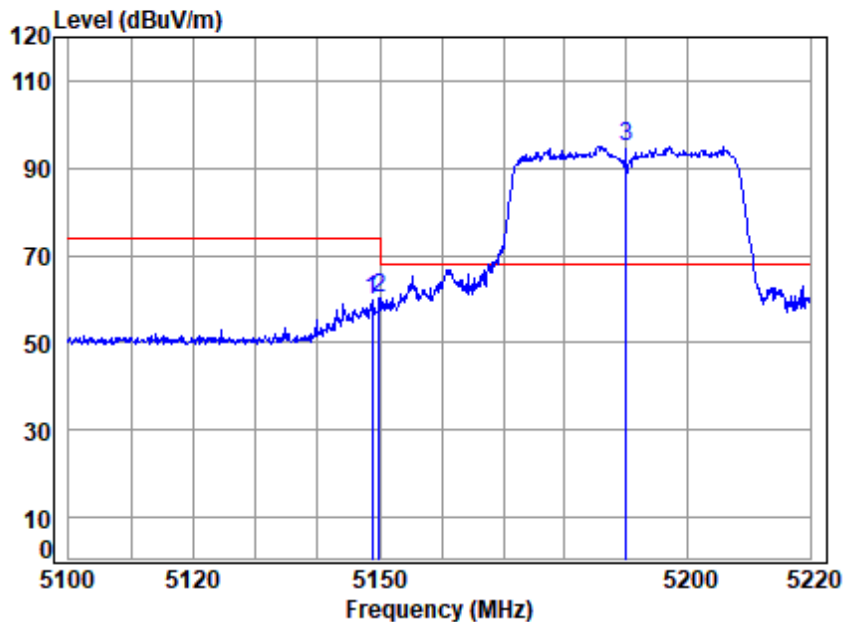
Unless otherwise agreed in writing, this document is issued by the Company subject to its General Conditions of Service printed overleaf, available on request or accessible at <https://www.sgs.com/en/Terms-and-Conditions>. Attention is drawn to the limitation of liability, indemnification and jurisdiction issues defined therein. Any holder of this document is advised that information contained hereon reflects the Company's findings at the time of its intervention only and within the limits of Client's instructions, if any. The Company's sole responsibility is to its Client and this document does not exonerate parties to a transaction from exercising all their rights and obligations under the transaction documents. This document cannot be reproduced except in full, without prior written approval of the Company. Any unauthorized alteration, forgery or falsification of the content or appearance of this document is unlawful and offenders may be prosecuted to the fullest extent of the law. Unless otherwise stated the results shown in this test report refer only to the sample(s) tested and such sample(s) are retained for 30 days only.

Attention: To check the authenticity of testing /inspection report & certificate, please contact us at telephone: (86-755) 8307 1443, or email: CN.Doccheck@sgs.com

SGS-CSTC Standards Technical Services Co., Ltd.
Shenzhen Branch Testing & Calibration Laboratory

No.1 Workshop, M-10, Middle Section, Science & Technology Park, Nanshan District, Shenzhen, Guangdong, China 518057 t (86-755) 26012053 f (86-755) 26710594 www.sgs.com.cn
中国·广东·深圳市南山区科技园中区M-10栋1号厂房 邮编: 518057 t (86-755) 26012053 f (86-755) 26710594 sgs.china@sgs.com

Test Mode: 11; Polarity: Horizontal; Modulation:802.11n; Bandwidth:40MHz; Channel: Low



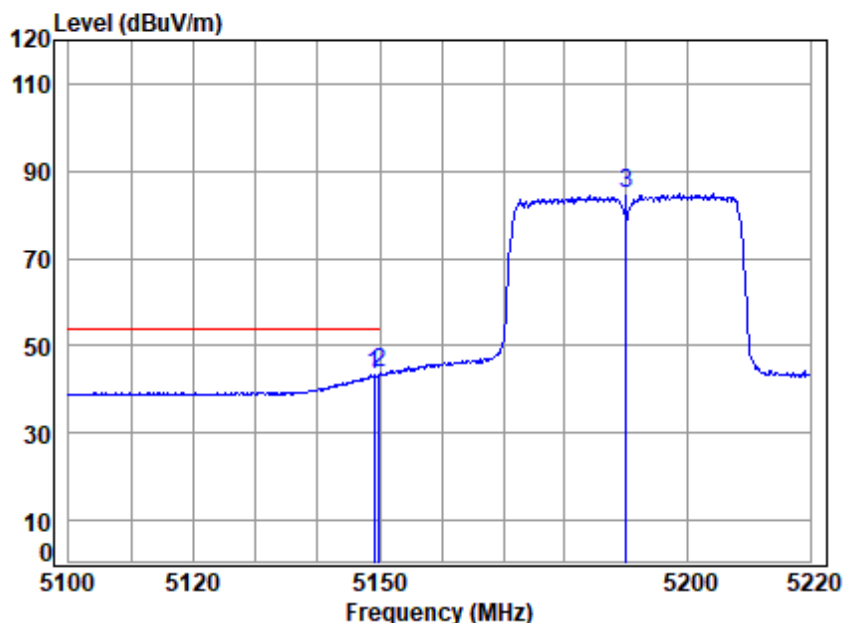
Site : chamber
Condition: 3m HORIZONTAL
Job No : 01138AT/01139AT

Mode : 5190 Band edge
: 5G WIFI 11N40

	Freq	Cable Loss	Ant Factor	Preamp Factor	Read Level	Level	Limit	Over Limit	Remark
	MHz	dB	dB/m	dB	dBuV	dBuV/m	dBuV/m	dB	
1	5148.743	7.55	33.90	35.31	53.73	59.87	74.00	-14.13	peak
2	5149.980	7.55	33.90	35.31	54.21	60.35	74.00	-13.65	peak
3 p	5190.000	7.58	33.98	35.29	88.78	95.05	68.20	26.85	peak



Test Mode: 11; Polarity: Horizontal; Modulation:802.11n; Bandwidth:40MHz; Channel: Low



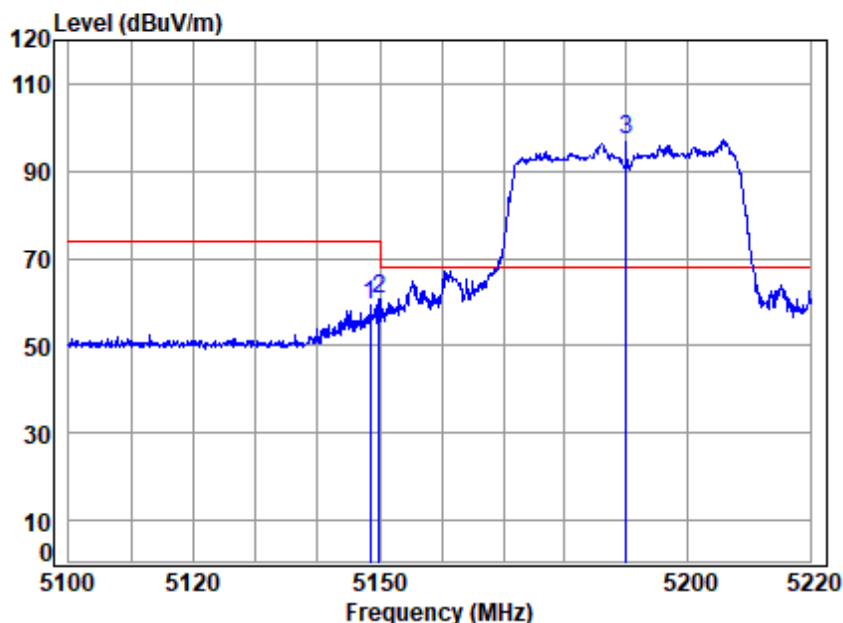
Site : chamber
Condition: 3m HORIZONTAL
Job No : 01138AT/01139AT

Mode : 5190 Band edge
: 5G WIFI 11N40

	Freq	Cable Loss	Ant Factor	Preamp Factor	Read Level	Level	Limit	Over	Remark
	MHz	dB	dB/m	dB	dBuV	dBuV/m	dBuV/m	dB	
1	5149.102	7.55	33.90	35.31	37.06	43.20	54.00	-10.80	Average
2 q	5149.980	7.55	33.90	35.31	37.45	43.59	54.00	-10.41	Average
3	5190.000	7.58	33.98	35.29	78.57	84.84	-----	-----	Average



Test Mode: 11; Polarity: Vertical; Modulation:802.11n; Bandwidth:40MHz; Channel: Low



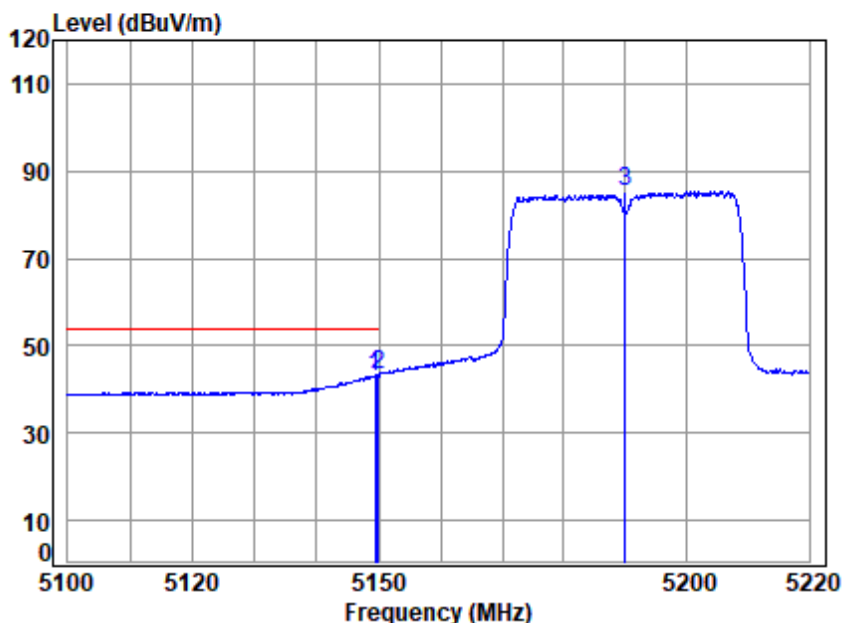
Site : chamber
Condition: 3m VERTICAL
Job No : 01138AT/01139AT

Mode : 5190 Band edge
: 5G WIFI 11N40

	Freq	Cable Loss	Ant Factor	Preamp Factor	Read Level	Level	Limit Line	Over Limit	Remark
	MHz	dB	dB/m	dB	dBuV	dBuV/m	dBuV/m	dB	
1	5148.384	7.55	33.90	35.31	52.97	59.11	74.00	-14.89	Peak
2	5149.980	7.55	33.90	35.31	54.72	60.86	74.00	-13.14	Peak
3 p	5190.000	7.58	33.98	35.29	90.82	97.09	68.20	28.89	Peak



Test Mode: 11; Polarity: Vertical; Modulation:802.11n; Bandwidth:40MHz; Channel: Low



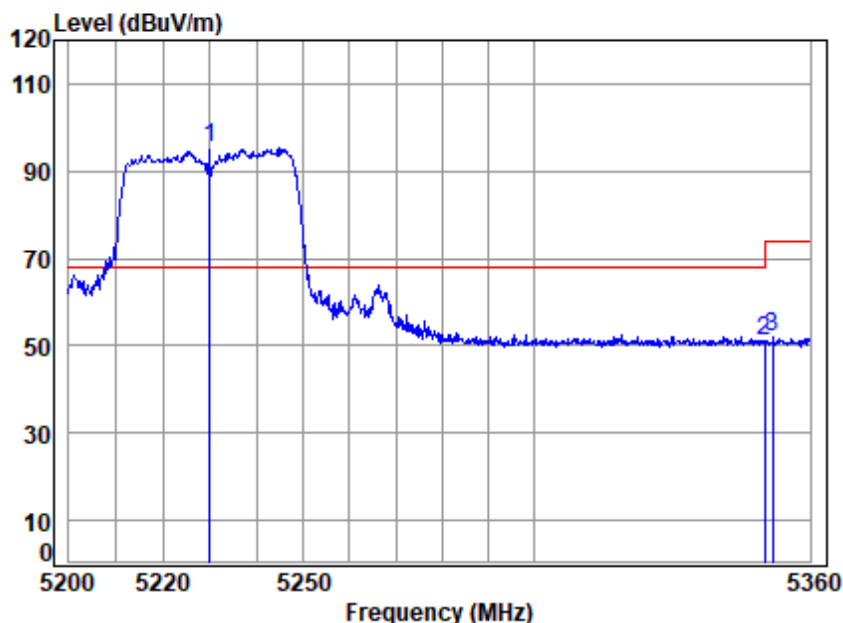
Site : chamber
Condition: 3m VERTICAL
Job No : 01138AT/01139AT

Mode : 5190 Band edge
: 5G WIFI 11N40

	Freq	Cable Loss	Ant Factor	Preamp Factor	Read Level	Level	Limit	Over	Remark
	MHz	dB	dB/m	dB	dBuV	dBuV/m	dBuV/m	dB	
1	5149.461	7.55	33.90	35.31	36.96	43.10	54.00	-10.90	Average
2 q	5149.980	7.55	33.90	35.31	37.33	43.47	54.00	-10.53	Average
3	5190.000	7.58	33.98	35.29	79.08	85.35	-----	-----	Average



Test Mode: 11; Polarity: Horizontal; Modulation:802.11n; Bandwidth:40MHz; Channel: High



Site : chamber
Condition: 3m HORIZONTAL
Job No : 01138AT/01139AT

Mode : 5230 Band edge
: 5G WIFI 11N40

	Cable	Ant	Preamp	Read		Limit	Over	
Freq	Loss	Factor	Factor	Level	Level	Line	Limit	Remark
MHz	dB	dB/m	dB	dBuV	dBuV/m	dBuV/m	dB	
1 p 5230.000	7.61	34.06	35.27	88.85	95.25	68.20	27.05	peak
2 5350.020	7.70	34.40	35.21	44.14	51.03	74.00	-22.97	peak
3 5351.884	7.71	34.41	35.21	44.99	51.90	74.00	-22.10	peak



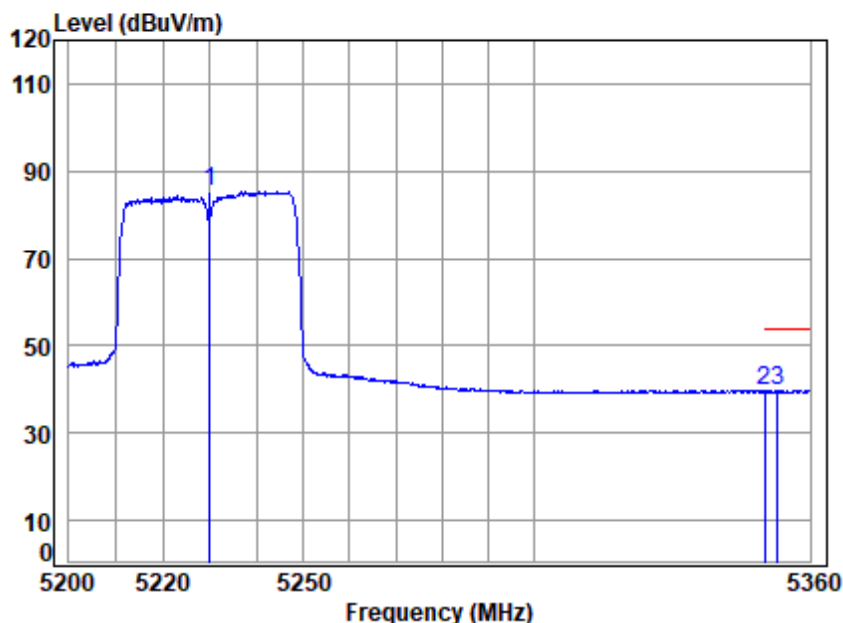
SGS-CSTC Standards Technical Services Co., Ltd. Shenzhen Branch

SZEMC-TRF-01 Rev. A/1

Report No.: SZCR240400113805

Page: 112 of 299

Test Mode: 11; Polarity: Horizontal; Modulation:802.11n; Bandwidth:40MHz; Channel: High



Site : chamber
Condition: 3m HORIZONTAL
Job No : 01138AT/01139AT

Mode : 5230 Band edge
: 5G WIFI 11N40

	Freq	Cable Loss	Ant Factor	Preamp Factor	Read Level	Level	Limit Line	Over Limit	Remark
	MHz	dB	dB/m	dB	dBuV	dBuV/m	dBuV/m	dB	
1	5230.000	7.61	34.06	35.27	78.80	85.20	-----	-----	Average
2	5350.020	7.70	34.40	35.21	32.82	39.71	54.00	-14.29	Average
3 q	5352.857	7.71	34.41	35.21	32.89	39.80	54.00	-14.20	Average



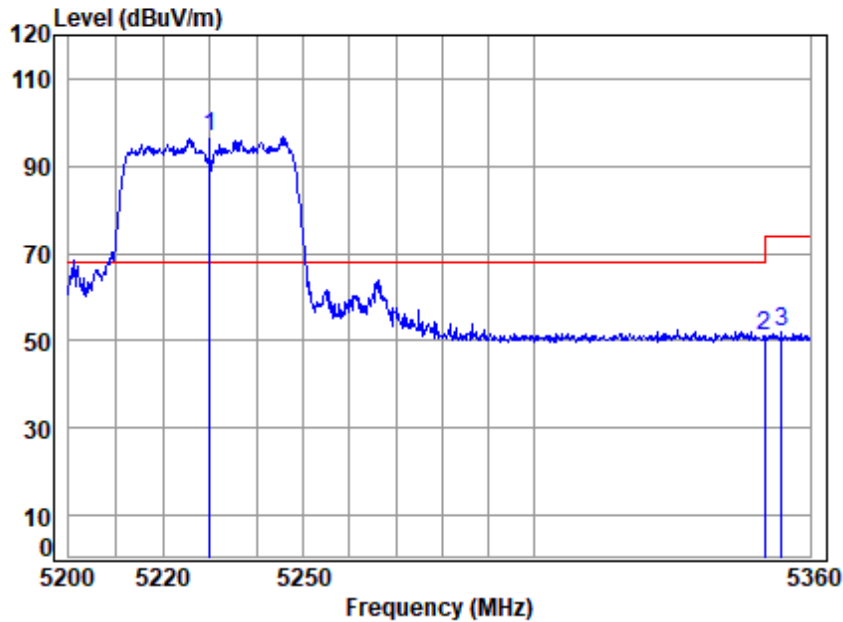
SGS-CSTC Standards Technical Services Co., Ltd.
Shenzhen Branch

Unless otherwise agreed in writing, this document is issued by the Company subject to its General Conditions of Service printed overleaf, available on request or accessible at <https://www.sgs.com/en/Terms-and-Conditions>. Attention is drawn to the limitation of liability, indemnification and jurisdiction issues defined therein. Any holder of this document is advised that information contained hereon reflects the Company's findings at the time of its intervention only and within the limits of Client's instructions, if any. The Company's sole responsibility is to its Client and this document does not exonerate parties to a transaction from exercising all their rights and obligations under the transaction documents. This document cannot be reproduced except in full, without prior written approval of the Company. Any unauthorized alteration, forgery or falsification of the content or appearance of this document is unlawful and offenders may be prosecuted to the fullest extent of the law. Unless otherwise stated the results shown in this test report refer only to the sample(s) tested and such sample(s) are retained for 30 days only.

Attention: To check the authenticity of testing /inspection report & certificate, please contact us at telephone: (86-755) 8307 1443, or email: CN.Doccheck@sgs.com

No.1 Workshop, M-10, Middle Section, Science & Technology Park, Nanshan District, Shenzhen, Guangdong, China 518057 t (86-755) 26012053 f (86-755) 26710594 www.sgsgroup.com.cn
中国·广东·深圳市南山区科技园中区M-10栋1号厂房 邮编: 518057 t (86-755) 26012053 f (86-755) 26710594 sgs.china@sgs.com

Test Mode: 11; Polarity: Vertical; Modulation:802.11n; Bandwidth:40MHz; Channel: High



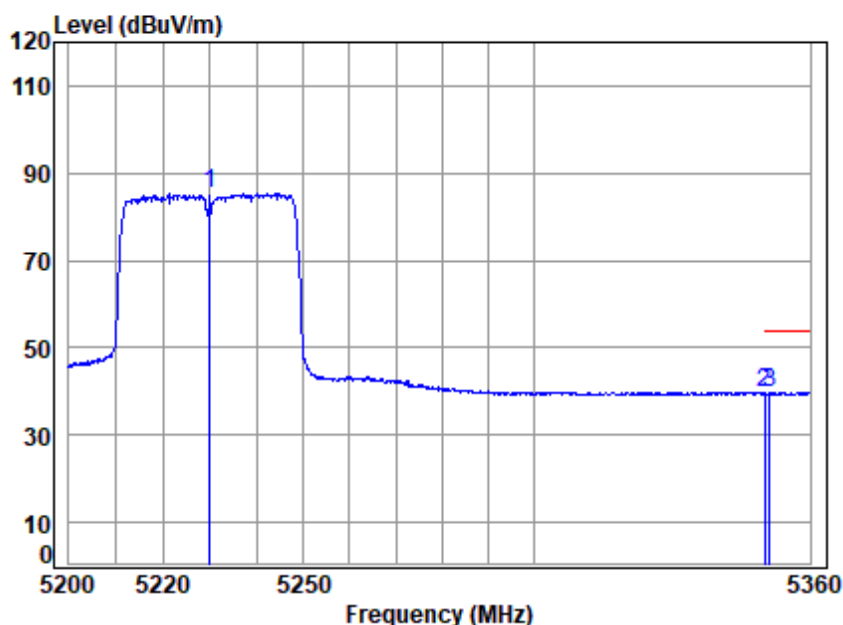
Site : chamber
Condition: 3m VERTICAL
Job No : 01138AT/01139AT

Mode : 5230 Band edge
: 5G WIFI 11N40

	Cable	Ant	Preamp	Read		Limit	Over	
Freq	Loss	Factor	Factor	Level	Level	Line	Limit	Remark
MHz	dB	dB/m	dB	dBuV	dBuV/m	dBuV/m	dB	
1 p 5230.000	7.61	34.06	35.27	90.36	96.76	68.20	28.56	Peak
2 5350.020	7.70	34.40	35.21	44.14	51.03	74.00	-22.97	Peak
3 5353.669	7.71	34.41	35.21	44.94	51.85	74.00	-22.15	Peak



Test Mode: 11; Polarity: Vertical; Modulation:802.11n; Bandwidth:40MHz; Channel: High



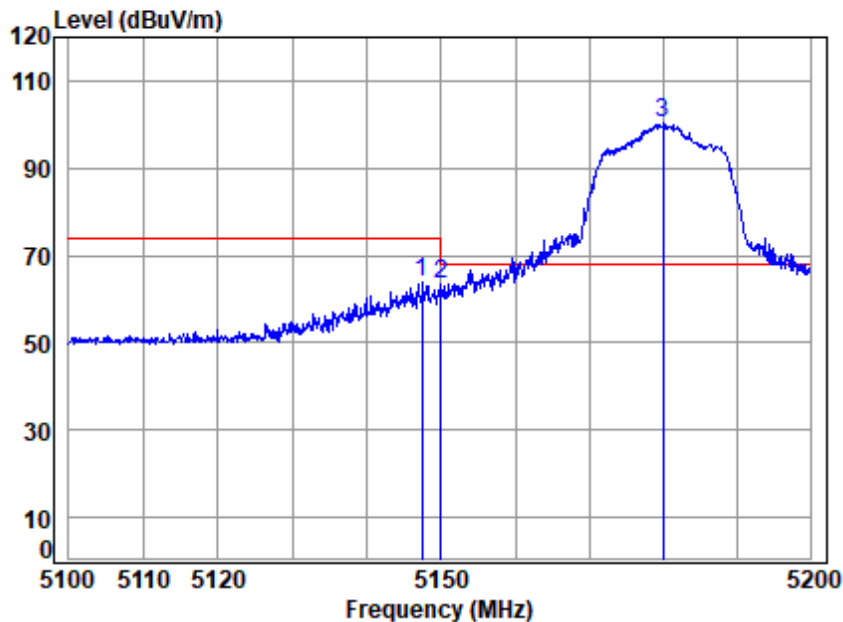
Site : chamber
Condition: 3m VERTICAL
Job No : 01138AT/01139AT

Mode : 5230 Band edge
: 5G WIFI 11N40

	Freq	Cable Loss	Ant Factor	Preamp Factor	Read Level	Level	Limit Line	Over Limit	Remark
	MHz	dB	dB/m	dB	dBuV	dBuV/m	dBuV/m	dB	
1	5230.000	7.61	34.06	35.27	78.89	85.29	-----	-----	Average
2 q	5350.020	7.70	34.40	35.21	32.78	39.67	54.00	-14.33	Average
3	5351.235	7.71	34.40	35.21	32.76	39.66	54.00	-14.34	Average



Test Mode: 11; Polarity: Horizontal; Modulation:802.11ac; Bandwidth:20MHz; Channel: Low



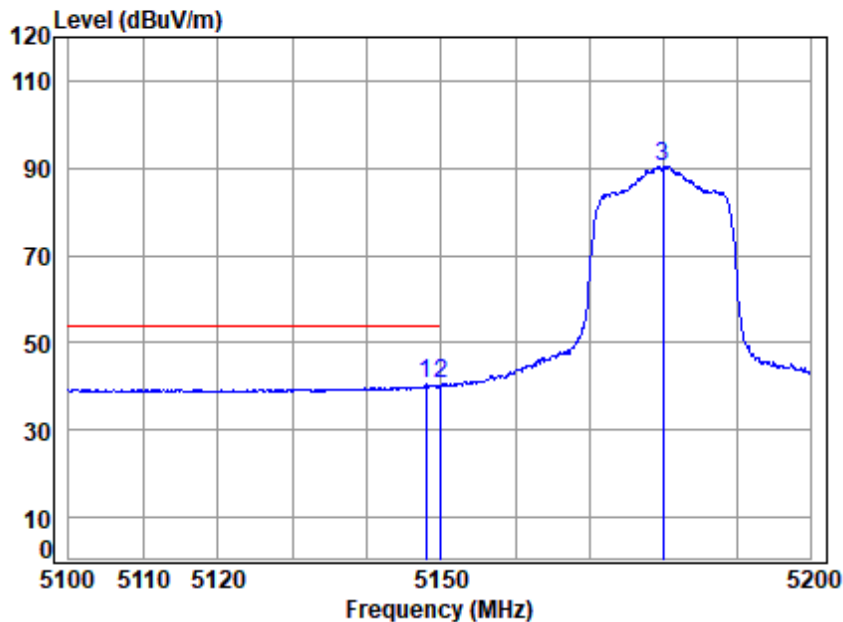
Site : chamber
Condition: 3m HORIZONTAL
Job No : 01138AT/01139AT

Mode : 5180 Band edge
: 5G WIFI 11AC20

	Freq	Cable Loss	Ant Factor	Preamp Factor	Read Level	Level	Limit	Over	Remark
	MHz	dB	dB/m	dB	dBuV	dBuV/m	dBuV/m	dB	
1	5147.458	7.55	33.91	35.31	57.60	63.75	74.00	-10.25	peak
2	5149.980	7.55	33.90	35.31	57.48	63.62	74.00	-10.38	peak
3 p	5180.000	7.57	33.96	35.29	93.91	100.15	68.20	31.95	peak



Test Mode: 11; Polarity: Horizontal; Modulation:802.11ac; Bandwidth:20MHz; Channel: Low



Site : chamber
Condition: 3m HORIZONTAL
Job No : 01138AT/01139AT

Mode : 5180 Band edge
: 5G WIFI 11AC20

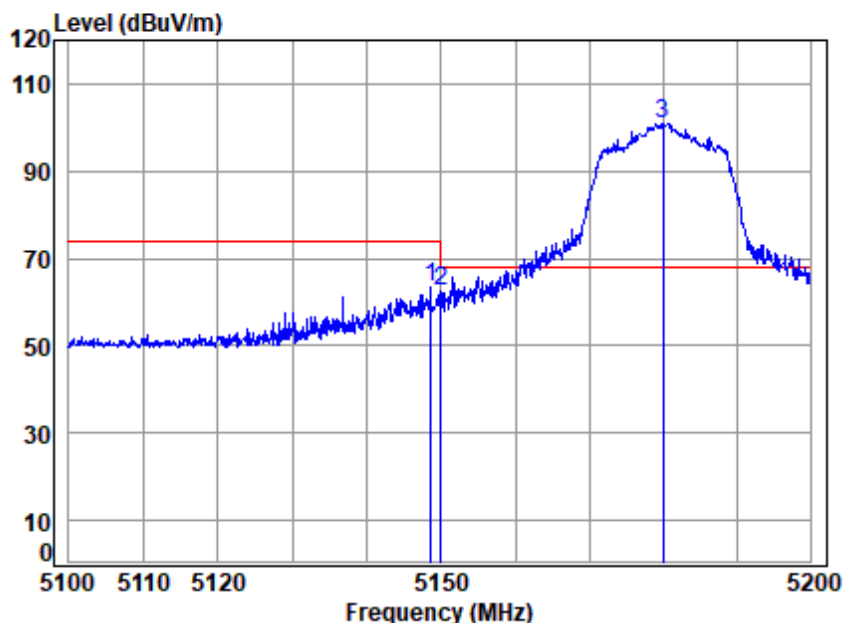
		Cable	Ant	Preamp	Read	Limit	Over	
Freq		Loss	Factor	Factor	Level	Line	Limit	Remark
MHz		dB	dB/m	dB	dBuV	dBuV/m	dBuV/m	dB
1 q	5147.958	7.55	33.90	35.31	34.27	40.41	54.00	-13.59 Average
2	5149.980	7.55	33.90	35.31	34.26	40.40	54.00	-13.60 Average
3	5180.000	7.57	33.96	35.29	84.23	90.47	-----	----- Average



Unless otherwise agreed in writing, this document is issued by the Company subject to its General Conditions of Service printed overleaf, available on request or accessible at <https://www.sgs.com/en/Terms-and-Conditions>. Attention is drawn to the limitation of liability, indemnification and jurisdiction issues defined therein. Any holder of this document is advised that information contained hereon reflects the Company's findings at the time of its intervention only and within the limits of Client's instructions, if any. The Company's sole responsibility is to its Client and this document does not exonerate parties to a transaction from exercising all their rights and obligations under the transaction documents. This document cannot be reproduced except in full, without prior written approval of the Company. Any unauthorized alteration, forgery or falsification of the content or appearance of this document is unlawful and offenders may be prosecuted to the fullest extent of the law. Unless otherwise stated the results shown in this test report refer only to the sample(s) tested and such sample(s) are retained for 30 days only.

Attention: To check the authenticity of testing /inspection report & certificate, please contact us at telephone: (86-755) 8307 1443, or email: CN.Doccheck@sgs.com

Test Mode: 11; Polarity: Vertical; Modulation:802.11ac; Bandwidth:20MHz; Channel: Low



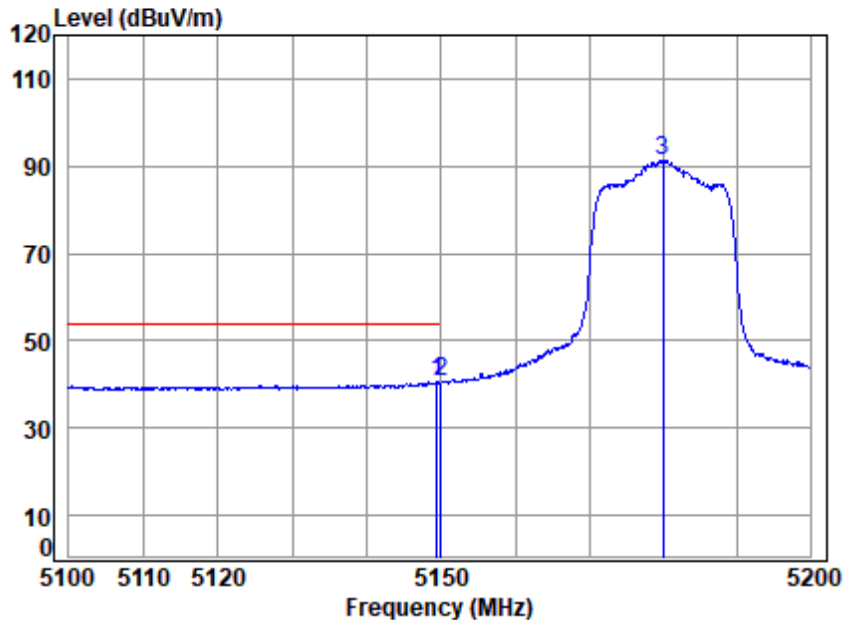
Site : chamber
Condition: 3m VERTICAL
Job No : 01138AT/01139AT

Mode : 5180 Band edge
: 5G WIFI 11AC20

	Freq	Cable Loss	Ant Factor	Preamp Factor	Read Level	Level	Limit Line	Over Limit	Remark
	MHz	dB	dB/m	dB	dBuV	dBuV/m	dBuV/m	dB	
1	5148.558	7.55	33.90	35.31	57.23	63.37	74.00	-10.63	Peak
2	5149.980	7.55	33.90	35.31	56.22	62.36	74.00	-11.64	Peak
3 p	5180.000	7.57	33.96	35.29	94.75	100.99	68.20	32.79	Peak



Test Mode: 11; Polarity: Vertical; Modulation:802.11ac; Bandwidth:20MHz; Channel: Low



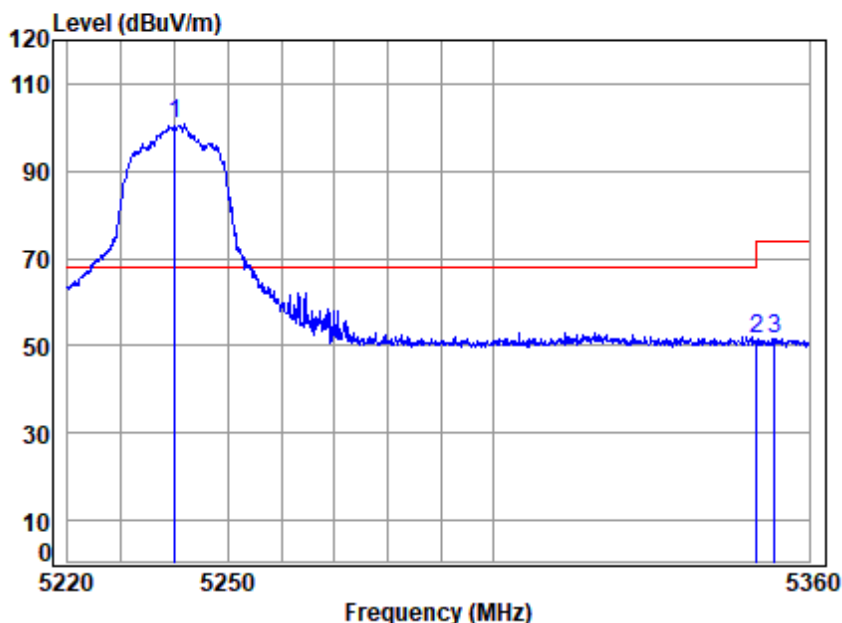
Site : chamber
Condition: 3m VERTICAL
Job No : 01138AT/01139AT

Mode : 5180 Band edge
: 5G WIFI 11AC20

		Cable	Ant	Preamp	Read	Limit	Over	
Freq		Loss	Factor	Factor	Level	Level	Line	Limit Remark
MHz		dB	dB/m	dB	dBuV	dBuV/m	dBuV/m	dB
1 q 5149.458		7.55	33.90	35.31	34.64	40.78	54.00	-13.22 Average
2 5149.980		7.55	33.90	35.31	34.57	40.71	54.00	-13.29 Average
3 5180.000		7.57	33.96	35.29	85.11	91.35	-----	----- Average



Test Mode: 11; Polarity: Horizontal; Modulation:802.11ac; Bandwidth:20MHz; Channel: High



Site : chamber
Condition: 3m HORIZONTAL
Job No : 01138AT/01139AT

Mode : 5240 Band edge
: 5G WIFI 11AC20

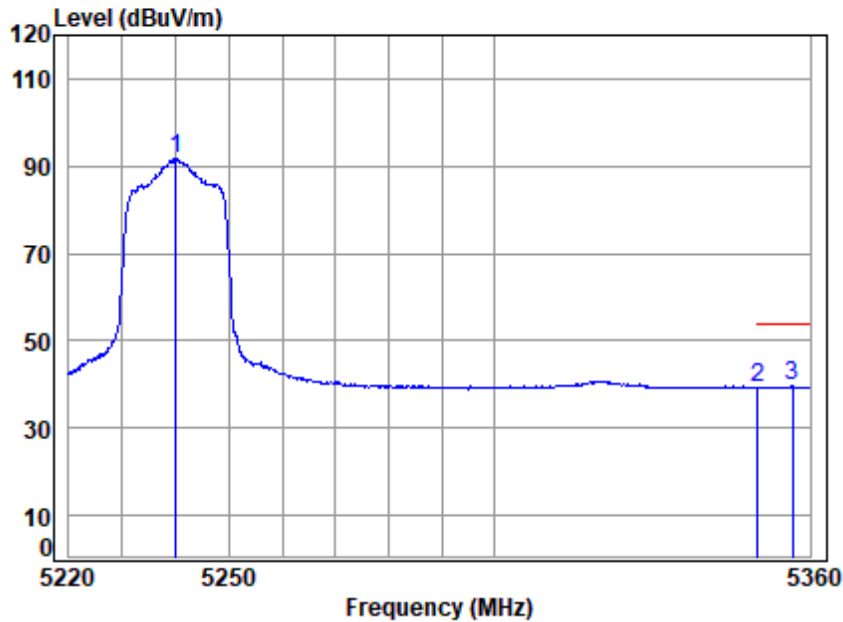
		Cable	Ant	Preamp	Read		Limit	Over	
	Freq	Loss	Factor	Factor	Level	Level	Line	Limit	Remark
	MHz	dB	dB/m	dB	dBuV	dBuV/m	dBuV/m	dB	
1 p	5240.000	7.62	34.08	35.26	94.19	100.63	68.20	32.43	peak
2	5350.020	7.70	34.40	35.21	44.61	51.50	74.00	-22.50	peak
3	5353.337	7.71	34.41	35.21	44.83	51.74	74.00	-22.26	peak



Unless otherwise agreed in writing, this document is issued by the Company subject to its General Conditions of Service printed overleaf, available on request or accessible at <https://www.sgs.com/en/Terms-and-Conditions>. Attention is drawn to the limitation of liability, indemnification and jurisdiction issues defined therein. Any holder of this document is advised that information contained hereon reflects the Company's findings at the time of its intervention only and within the limits of Client's instructions, if any. The Company's sole responsibility is to its Client and this document does not exonerate parties to a transaction from exercising all their rights and obligations under the transaction documents. This document cannot be reproduced except in full, without prior written approval of the Company. Any unauthorized alteration, forgery or falsification of the content or appearance of this document is unlawful and offenders may be prosecuted to the fullest extent of the law. Unless otherwise stated the results shown in this test report refer only to the sample(s) tested and such sample(s) are retained for 30 days only.

Attention: To check the authenticity of testing /inspection report & certificate, please contact us at telephone: (86-755) 8307 1443, or email: CN.Doccheck@sgs.com

Test Mode: 11; Polarity: Horizontal; Modulation:802.11ac; Bandwidth:20MHz; Channel: High



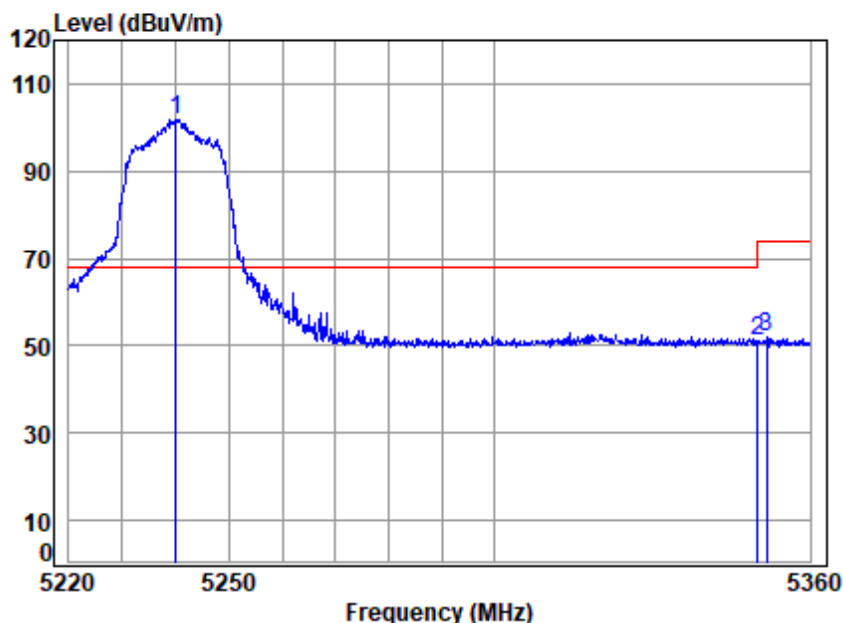
Site : chamber
Condition: 3m HORIZONTAL
Job No : 01138AT/01139AT

Mode : 5240 Band edge
: 5G WIFI 11AC20

	Freq	Cable Loss	Ant Factor	Preamp Factor	Read Level	Level	Limit Line	Over Limit	Remark
	MHz	dB	dB/m	dB	dBuV	dBuV/m	dBuV/m	dB	
1	5240.000	7.62	34.08	35.26	85.18	91.62	-----	-----	Average
2	5350.020	7.70	34.40	35.21	32.57	39.46	54.00	-14.54	Average
3 q	5356.596	7.71	34.43	35.20	32.70	39.64	54.00	-14.36	Average



Test Mode: 11; Polarity: Vertical; Modulation:802.11ac; Bandwidth:20MHz; Channel: High



Site : chamber
Condition: 3m VERTICAL
Job No : 01138AT/01139AT

Mode : 5240 Band edge
: 5G WIFI 11AC20

	Cable	Ant	Preamp	Read		Limit	Over	
Freq	Loss	Factor	Factor	Level	Level	Line	Limit	Remark
MHz	dB	dB/m	dB	dBuV	dBuV/m	dBuV/m	dB	
1 p 5240.000	7.62	34.08	35.26	95.34	101.78	68.20	33.58	Peak
2 5350.020	7.70	34.40	35.21	44.36	51.25	74.00	-22.75	Peak
3 5351.778	7.71	34.41	35.21	44.94	51.85	74.00	-22.15	Peak



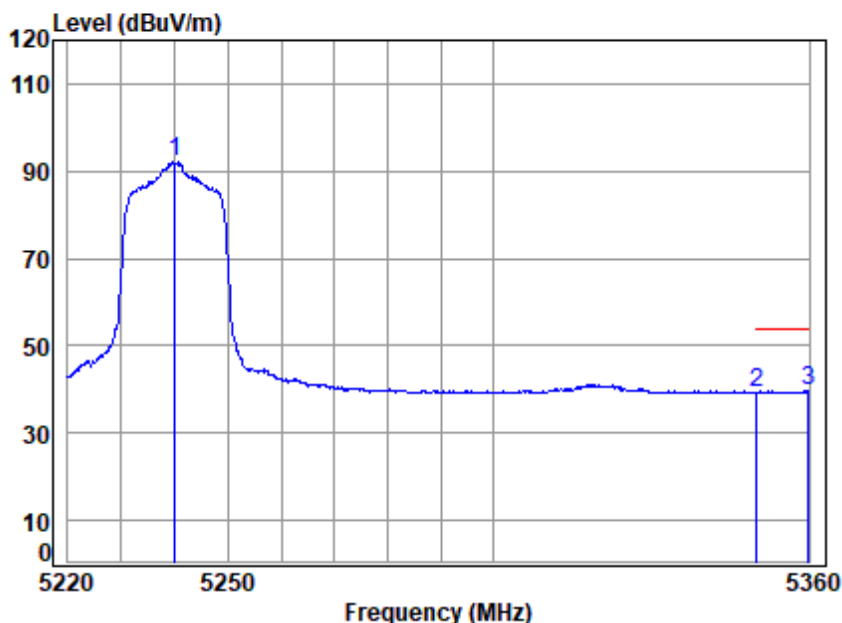
SGS-CSTC Standards Technical Services Co., Ltd. Shenzhen Branch

SZEMC-TRF-01 Rev. A/1

Report No.: SZCR240400113805

Page: 122 of 299

Test Mode: 11; Polarity: Vertical; Modulation:802.11ac; Bandwidth:20MHz; Channel: High



Site : chamber
Condition: 3m VERTICAL
Job No : 01138AT/01139AT

Mode : 5240 Band edge
: 5G WIFI 11AC20

	Freq	Cable Loss	Ant Factor	Preamp Factor	Read Level	Level	Limit Line	Over Limit	Remark
	MHz	dB	dB/m	dB	dBuV	dBuV/m	dBuV/m	dB	
1	5240.000	7.62	34.08	35.26	85.53	91.97	-----	-----	Average
2	5350.020	7.70	34.40	35.21	32.55	39.44	54.00	-14.56	Average
3 q	5359.858	7.71	34.44	35.20	32.66	39.61	54.00	-14.39	Average



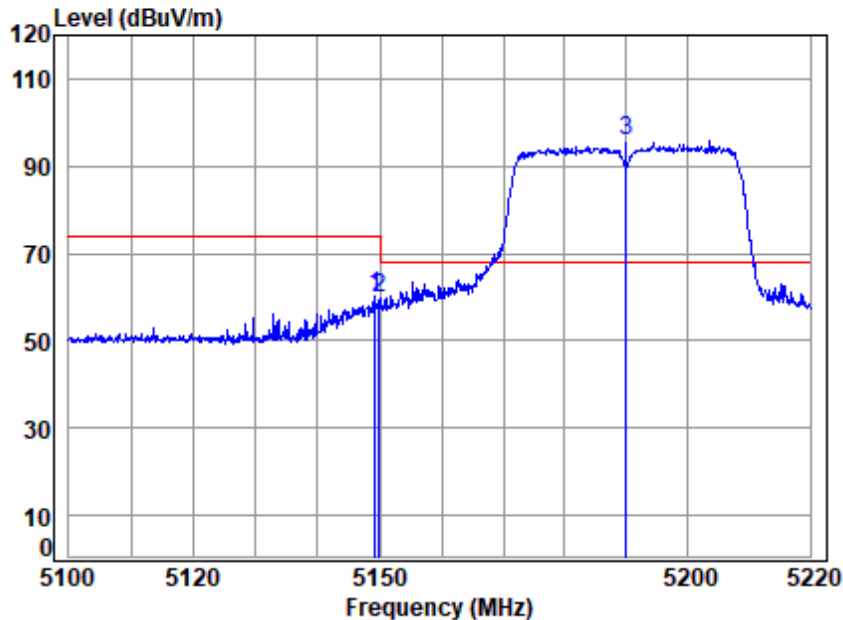
Unless otherwise agreed in writing, this document is issued by the Company subject to its General Conditions of Service printed overleaf, available on request or accessible at <https://www.sgs.com/en/Terms-and-Conditions>. Attention is drawn to the limitation of liability, indemnification and jurisdiction issues defined therein. Any holder of this document is advised that information contained hereon reflects the Company's findings at the time of its intervention only and within the limits of Client's instructions, if any. The Company's sole responsibility is to its Client and this document does not exonerate parties to a transaction from exercising all their rights and obligations under the transaction documents. This document cannot be reproduced except in full, without prior written approval of the Company. Any unauthorized alteration, forgery or falsification of the content or appearance of this document is unlawful and offenders may be prosecuted to the fullest extent of the law. Unless otherwise stated the results shown in this test report refer only to the sample(s) tested and such sample(s) are retained for 30 days only.

Attention: To check the authenticity of testing /inspection report & certificate, please contact us at telephone: (86-755) 8307 1443, or email: CN.Doccheck@sgs.com

SGS-CSTC Standards Technical Services Co., Ltd.
Shenzhen Branch

No.1 Workshop, M-10, Middle Section, Science & Technology Park, Nanshan District, Shenzhen, Guangdong, China 518057 t (86-755) 26012053 f (86-755) 26710594 www.sgsgroup.com.cn
中国·广东·深圳市南山区科技园中区M-10栋1号厂房 邮编: 518057 t (86-755) 26012053 f (86-755) 26710594 sgs.china@sgs.com

Test Mode: 11; Polarity: Horizontal; Modulation:802.11ac; Bandwidth:40MHz; Channel: Low



Site : chamber
Condition: 3m HORIZONTAL
Job No : 01138AT/01139AT

Mode : 5190 Band edge
: 5G WIFI 11AC40

		Cable	Ant	Preamp	Read		Limit	Over	
	Freq	Loss	Factor	Factor	Level	Level	Line	Limit	Remark
	MHz	dB	dB/m	dB	dBuV	dBuV/m	dBuV/m	dB	
1	5149.342	7.55	33.90	35.31	54.24	60.38	74.00	-13.62	peak
2	5149.980	7.55	33.90	35.31	53.77	59.91	74.00	-14.09	peak
3 p	5190.000	7.58	33.98	35.29	89.77	96.04	68.20	27.84	peak



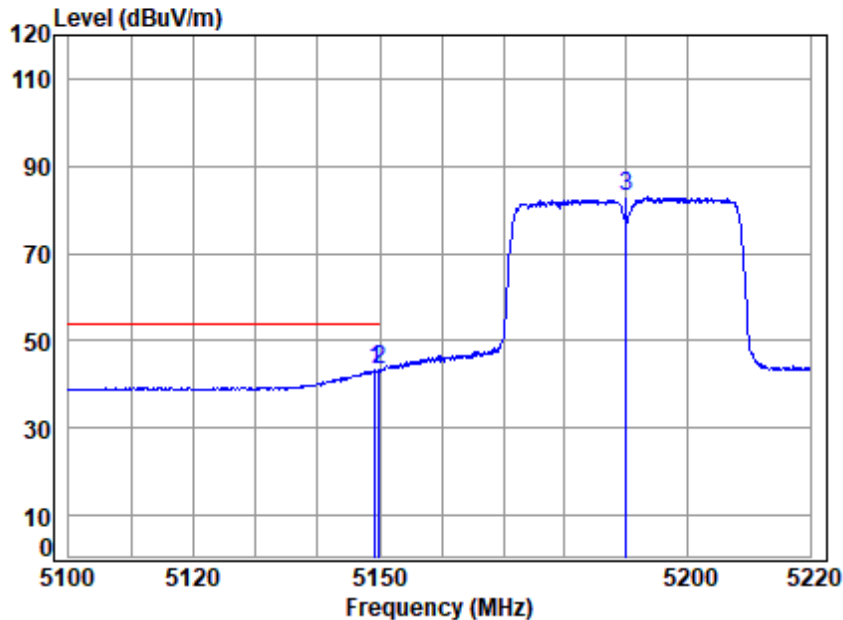
Unless otherwise agreed in writing, this document is issued by the Company subject to its General Conditions of Service printed overleaf, available on request or accessible at <https://www.sgs.com/en/Terms-and-Conditions>. Attention is drawn to the limitation of liability, indemnification and jurisdiction issues defined therein. Any holder of this document is advised that information contained hereon reflects the Company's findings at the time of its intervention only and within the limits of Client's instructions, if any. The Company's sole responsibility is to its Client and this document does not exonerate parties to a transaction from exercising all their rights and obligations under the transaction documents. This document cannot be reproduced except in full, without prior written approval of the Company. Any unauthorized alteration, forgery or falsification of the content or appearance of this document is unlawful and offenders may be prosecuted to the fullest extent of the law. Unless otherwise stated the results shown in this test report refer only to the sample(s) tested and such sample(s) are retained for 30 days only.

Attention: To check the authenticity of testing /inspection report & certificate, please contact us at telephone: (86-755) 8307 1443, or email: CN.Doccheck@sgs.com

SGS-CSTC Standards Technical Services Co., Ltd.
Shenzhen Branch Testing & Calibration Laboratory

No.1 Workshop, M-10, Middle Section, Science & Technology Park, Nanshan District, Shenzhen, Guangdong, China 518057 t (86-755) 26012053 f (86-755) 26710594 www.sgs.com.cn
中国·广东·深圳市南山区科技园中区M-10栋1号厂房 邮编: 518057 t (86-755) 26012053 f (86-755) 26710594 sgs.china@sgs.com

Test Mode: 11; Polarity: Horizontal; Modulation:802.11ac; Bandwidth:40MHz; Channel: Low



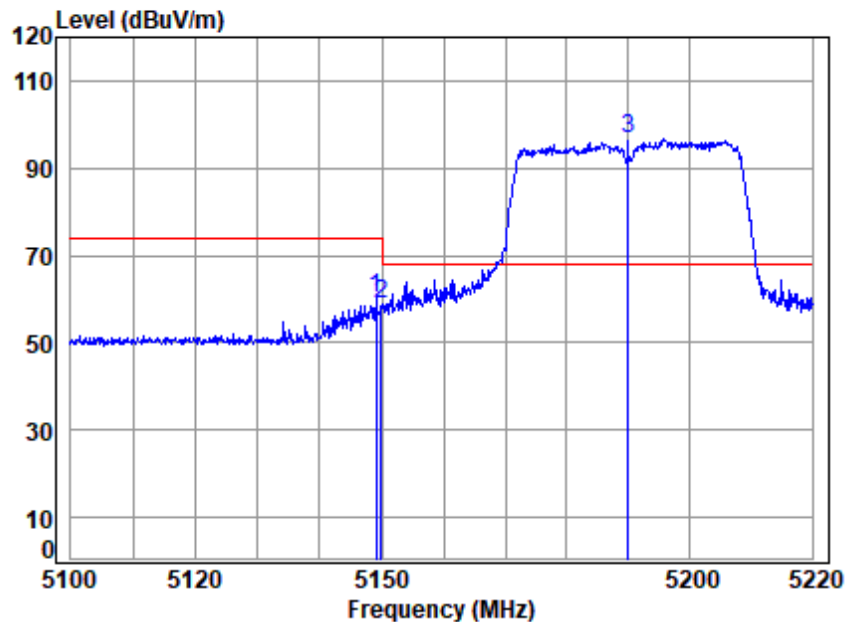
Site : chamber
Condition: 3m HORIZONTAL
Job No : 01138AT/01139AT

Mode : 5190 Band edge
: 5G WIFI 11AC40

		Cable	Ant	Preamp	Read	Limit	Over	
Freq		Loss	Factor	Factor	Level	Line	Limit	Remark
MHz		dB	dB/m	dB	dBuV	dBuV/m	dBuV/m	dB
1 q 5149.342		7.55	33.90	35.31	37.39	43.53	54.00	-10.47 Average
2 5149.980		7.55	33.90	35.31	37.06	43.20	54.00	-10.80 Average
3 5190.000		7.58	33.98	35.29	76.56	82.83	-----	----- Average



Test Mode: 11; Polarity: Vertical; Modulation:802.11ac; Bandwidth:40MHz; Channel: Low



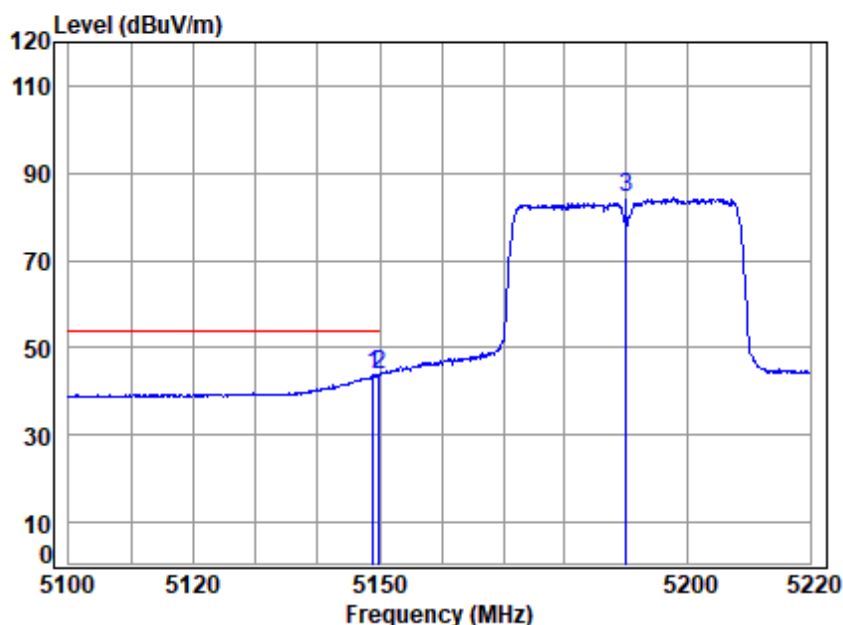
Site : chamber
Condition: 3m VERTICAL
Job No : 01138AT/01139AT

Mode : 5190 Band edge
: 5G WIFI 11AC40

	Freq	Cable Loss	Ant Factor	Preamp Factor	Read Level	Level	Limit Line	Over Limit	Remark
	MHz	dB	dB/m	dB	dBuV	dBuV/m	dBuV/m	dB	
1	5149.102	7.55	33.90	35.31	54.05	60.19	74.00	-13.81	Peak
2	5149.980	7.55	33.90	35.31	52.55	58.69	74.00	-15.31	Peak
3 p	5190.000	7.58	33.98	35.29	90.38	96.65	68.20	28.45	Peak



Test Mode: 11; Polarity: Vertical; Modulation:802.11ac; Bandwidth:40MHz; Channel: Low



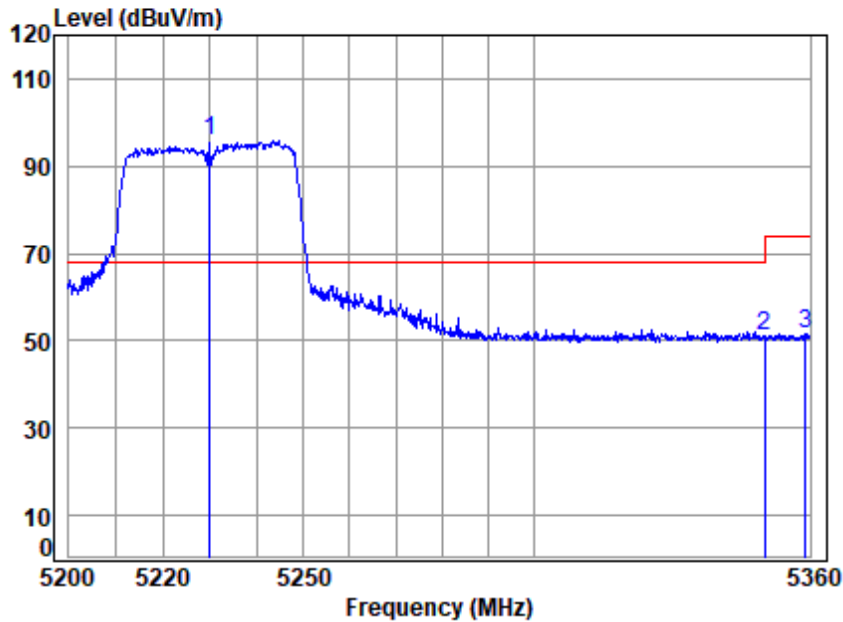
Site : chamber
Condition: 3m VERTICAL
Job No : 01138AT/01139AT

Mode : 5190 Band edge
: 5G WIFI 11AC40

	Freq	Cable Loss	Ant Factor	Preamp Factor	Read Level	Level	Limit Line	Over Limit	Remark
	MHz	dB	dB/m	dB	dBuV	dBuV/m	dBuV/m	dB	
1	5148.982	7.55	33.90	35.31	37.46	43.60	54.00	-10.40	Average
2 q	5149.980	7.55	33.90	35.31	37.71	43.85	54.00	-10.15	Average
3	5190.000	7.58	33.98	35.29	78.19	84.46	-----	-----	Average



Test Mode: 11; Polarity: Horizontal; Modulation:802.11ac; Bandwidth:40MHz; Channel: High



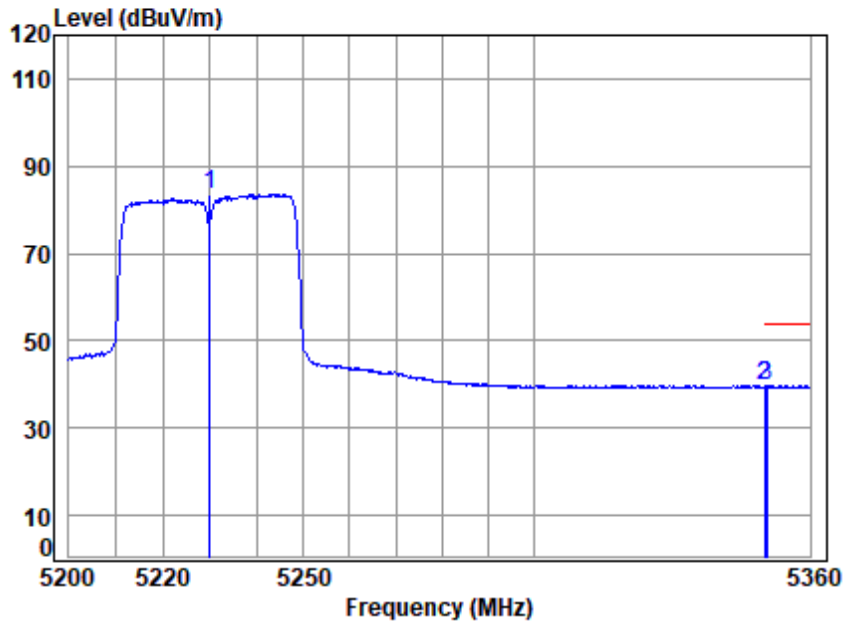
Site : chamber
Condition: 3m HORIZONTAL
Job No : 01138AT/01139AT

Mode : 5230 Band edge
: 5G WIFI 11AC40

	Cable	Ant	Preamp	Read		Limit	Over	
Freq	Loss	Factor	Factor	Level	Level	Line	Limit	Remark
MHz	dB	dB/m	dB	dBuV	dBuV/m	dBuV/m	dB	
1 p 5230.000	7.61	34.06	35.27	89.62	96.02	68.20	27.82	peak
2 5350.020	7.70	34.40	35.21	44.07	50.96	74.00	-23.04	peak
3 5359.025	7.71	34.44	35.20	44.56	51.51	74.00	-22.49	peak



Test Mode: 11; Polarity: Horizontal; Modulation:802.11ac; Bandwidth:40MHz; Channel: High



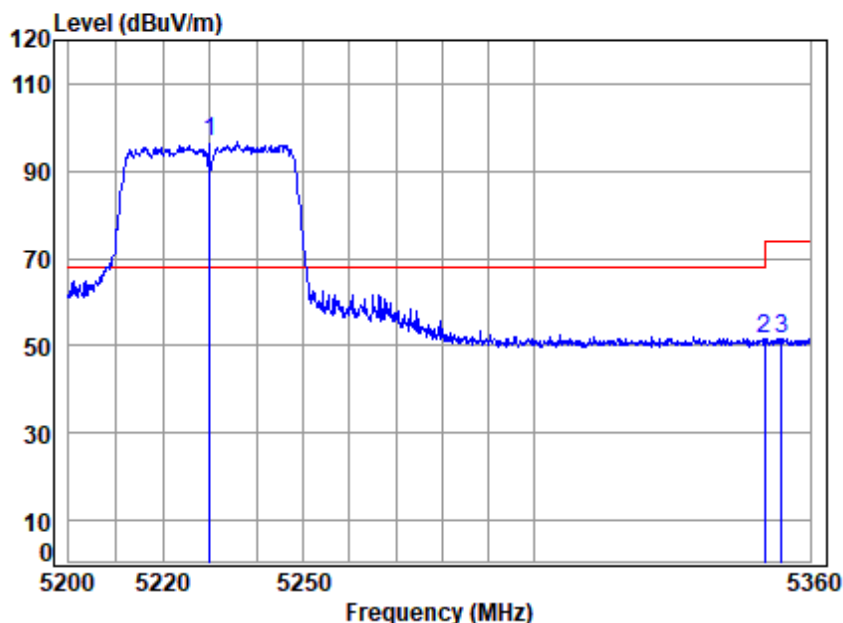
Site : chamber
Condition: 3m HORIZONTAL
Job No : 01138AT/01139AT

Mode : 5230 Band edge
: 5G WIFI 11AC40

	Freq	Cable Loss	Ant Factor	Preamp Factor	Read Level	Level	Limit Line	Over Limit	Remark
	MHz	dB	dB/m	dB	dBuV	dBuV/m	dBuV/m	dB	
1	5230.000	7.61	34.06	35.27	77.12	83.52	-----	-----	Average
2	5350.020	7.70	34.40	35.21	32.73	39.62	54.00	-14.38	Average
3 q	5350.587	7.71	34.40	35.21	32.87	39.77	54.00	-14.23	Average



Test Mode: 11; Polarity: Vertical; Modulation:802.11ac; Bandwidth:40MHz; Channel: High



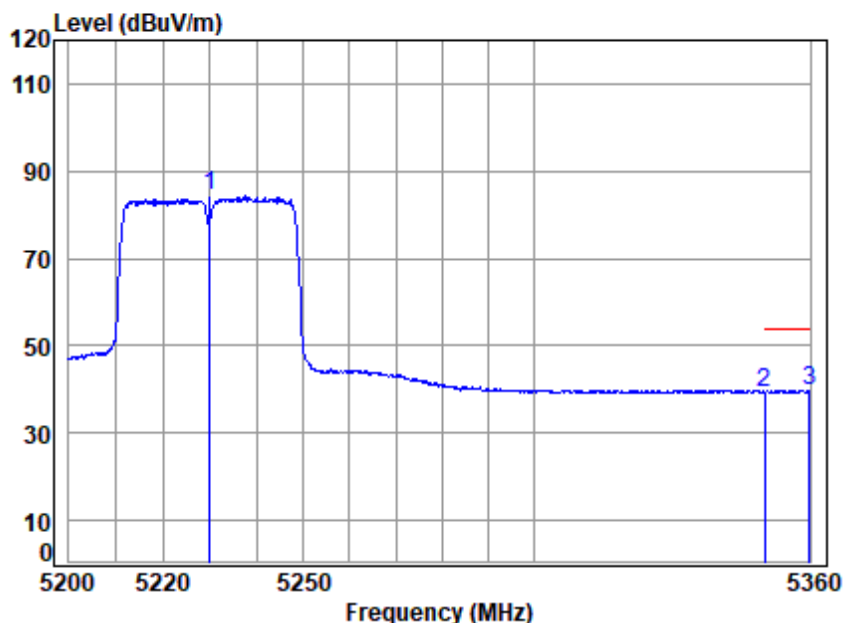
Site : chamber
Condition: 3m VERTICAL
Job No : 01138AT/01139AT

Mode : 5230 Band edge
: 5G WIFI 11AC40

	Cable	Ant	Preamp	Read		Limit	Over	
Freq	Loss	Factor	Factor	Level	Level	Line	Limit	Remark
MHz	dB	dB/m	dB	dBuV	dBuV/m	dBuV/m	dB	
1 p 5230.000	7.61	34.06	35.27	90.24	96.64	68.20	28.44	Peak
2 5350.020	7.70	34.40	35.21	44.64	51.53	74.00	-22.47	Peak
3 5353.831	7.71	34.42	35.21	44.70	51.62	74.00	-22.38	Peak



Test Mode: 11; Polarity: Vertical; Modulation:802.11ac; Bandwidth:40MHz; Channel: High



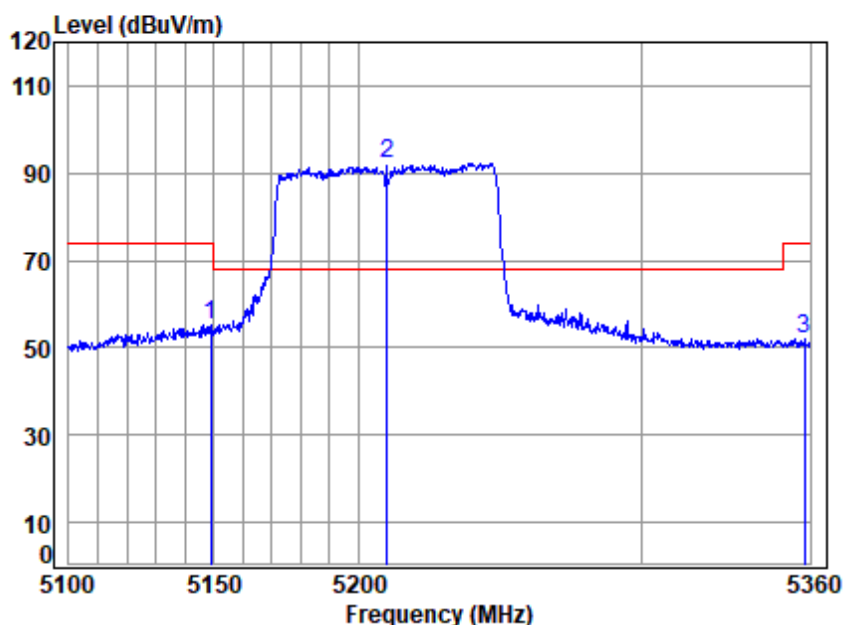
Site : chamber
Condition: 3m VERTICAL
Job No : 01138AT/01139AT

Mode : 5230 Band edge
: 5G WIFI 11AC40

	Freq	Cable Loss	Ant Factor	Preamp Factor	Read Level	Level	Limit Line	Over Limit	Remark
	MHz	dB	dB/m	dB	dBuV	dBuV/m	dBuV/m	dB	
1	5230.000	7.61	34.06	35.27	77.82	84.22	-----	-----	Average
2	5350.020	7.70	34.40	35.21	32.49	39.38	54.00	-14.62	Average
3 q	5359.837	7.71	34.44	35.20	32.88	39.83	54.00	-14.17	Average



Test Mode: 11; Polarity: Horizontal; Modulation:802.11ac; Bandwidth:80MHz; Channel: middle



Site : chamber
Condition: 3m HORIZONTAL
Job No : 01138AT/01139AT

Mode : 5210 Band edge
: 5G WIFI 11AC80

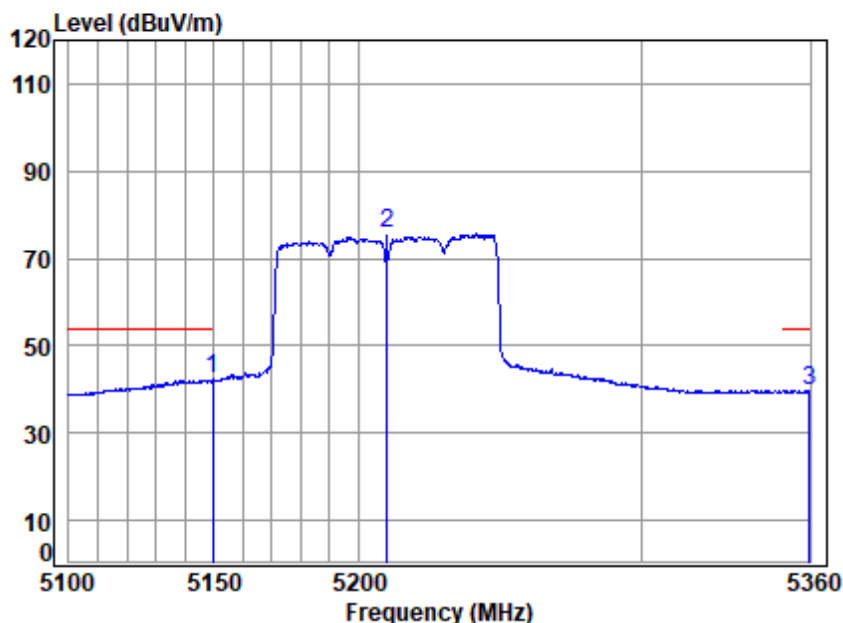
	Freq	Cable Loss	Ant Factor	Preamp Factor	Read Level	Level	Limit Line	Over Limit	Remark
	MHz	dB	dB/m	dB	dBuV	dBuV/m	dBuV/m	dB	
1	5148.922	7.55	33.90	35.31	49.13	55.27	74.00	-18.73	peak
2 p	5210.000	7.60	34.02	35.28	86.05	92.39	68.20	24.19	peak
3	5357.868	7.71	34.43	35.20	44.90	51.84	74.00	-22.16	peak



Unless otherwise agreed in writing, this document is issued by the Company subject to its General Conditions of Service printed overleaf, available on request or accessible at <https://www.sgs.com/en/Terms-and-Conditions>. Attention is drawn to the limitation of liability, indemnification and jurisdiction issues defined therein. Any holder of this document is advised that information contained hereon reflects the Company's findings at the time of its intervention only and within the limits of Client's instructions, if any. The Company's sole responsibility is to its Client and this document does not exonerate parties to a transaction from exercising all their rights and obligations under the transaction documents. This document cannot be reproduced except in full, without prior written approval of the Company. Any unauthorized alteration, forgery or falsification of the content or appearance of this document is unlawful and offenders may be prosecuted to the fullest extent of the law. Unless otherwise stated the results shown in this test report refer only to the sample(s) tested and such sample(s) are retained for 30 days only.

Attention: To check the authenticity of testing /inspection report & certificate, please contact us at telephone: (86-755) 8307 1443, or email: CN.Doccheck@sgs.com

Test Mode: 11; Polarity: Horizontal; Modulation:802.11ac; Bandwidth:80MHz; Channel: middle



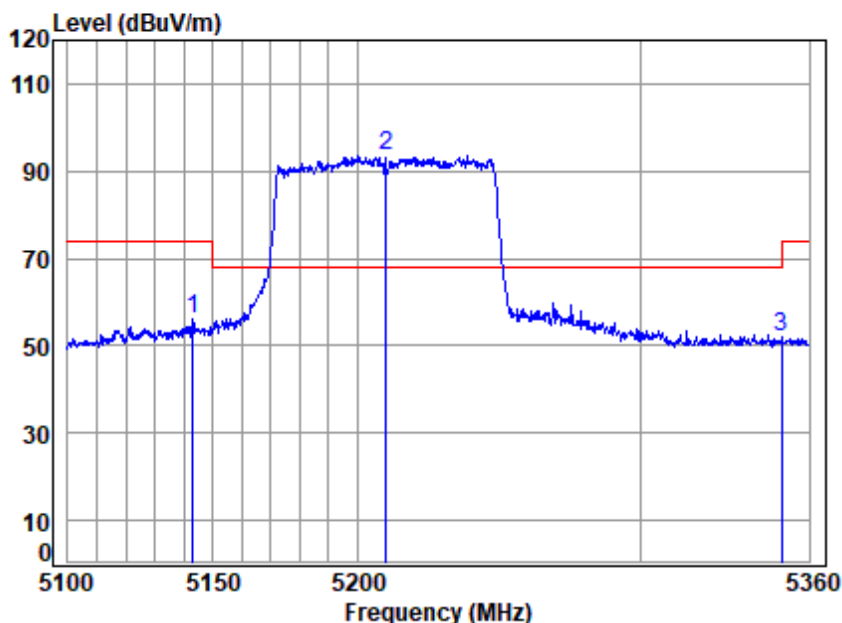
Site : chamber
Condition: 3m HORIZONTAL
Job No : 01138AT/01139AT

Mode : 5210 Band edge
: 5G WIFI 11AC80

		Cable	Ant	Preamp	Read	Limit	Over	
Freq	Loss	Factor	Factor	Level	Level	Line	Limit	Remark
MHz	dB	dB/m	dB	dBuV	dBuV/m	dBuV/m	dB	
1 q 5149.435	7.55	33.90	35.31	36.13	42.27	54.00	-11.73	Average
2 5210.000	7.60	34.02	35.28	69.25	75.59	-----	-----	Average
3 5359.733	7.71	34.44	35.20	32.80	39.75	54.00	-14.25	Average



Test Mode: 11; Polarity: Vertical; Modulation:802.11ac; Bandwidth:80MHz; Channel: middle



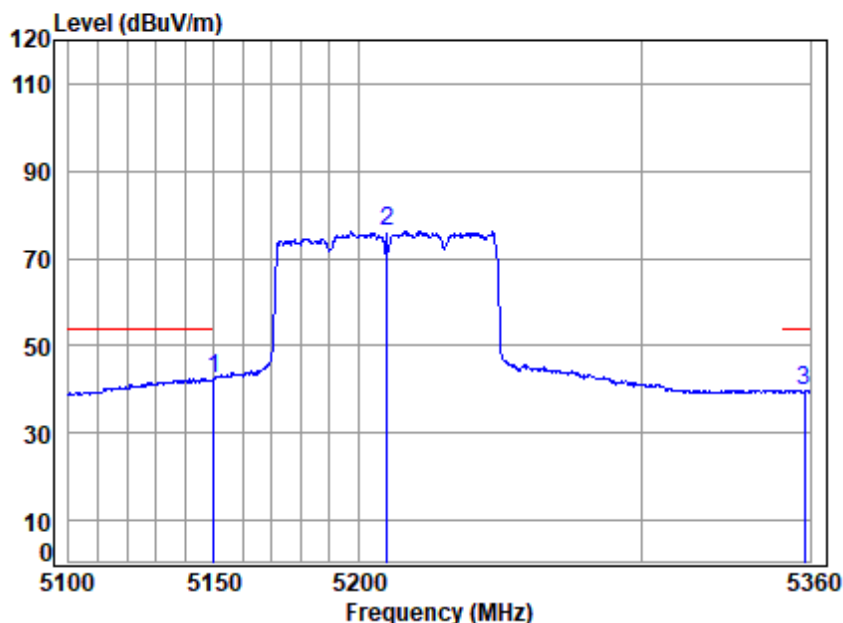
Site : chamber
Condition: 3m VERTICAL
Job No : 01138AT/01139AT

Mode : 5210 Band edge
: 5G WIFI 11AC80

	Freq	Cable Loss	Ant Factor	Preamp Factor	Read Level	Level	Limit Line	Over Limit	Remark
	MHz	dB	dB/m	dB	dBuV	dBuV/m	dBuV/m	dB	
1	5143.037	7.54	33.91	35.31	49.88	56.02	74.00	-17.98	Peak
2 p	5210.000	7.60	34.02	35.28	87.24	93.58	68.20	25.38	Peak
3	5350.148	7.70	34.40	35.21	45.01	51.90	74.00	-22.10	Peak



Test Mode: 11; Polarity: Vertical; Modulation:802.11ac; Bandwidth:80MHz; Channel: middle



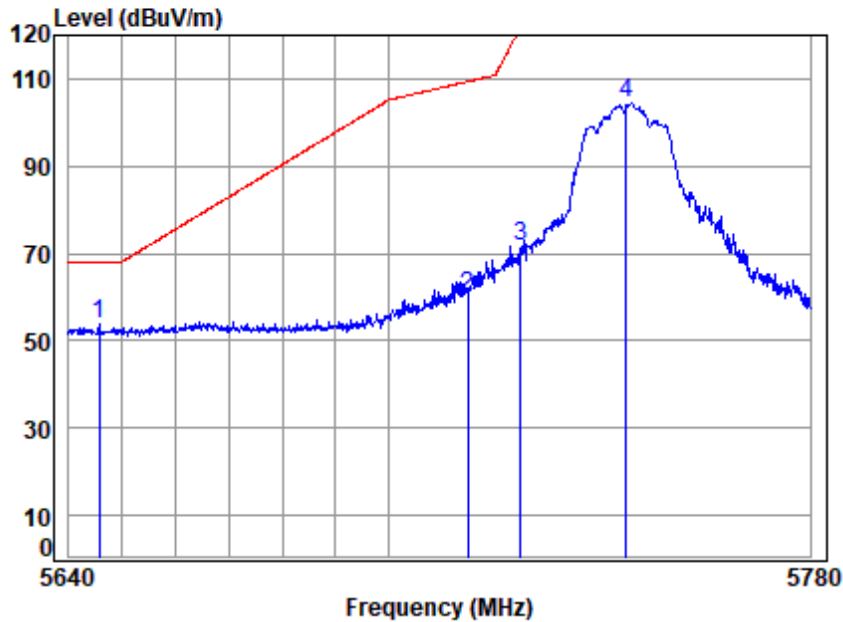
Site : chamber
Condition: 3m VERTICAL
Job No : 01138AT/01139AT

Mode : 5210 Band edge
: 5G WIFI 11AC80

	Freq	Cable Loss	Ant Factor	Preamp Factor	Read Level	Level	Limit Line	Over Limit	Remark
	MHz	dB	dB/m	dB	dBuV	dBuV/m	dBuV/m	dB	
1 q	5149.690	7.55	33.90	35.31	36.29	42.43	54.00	-11.57	Average
2	5210.000	7.60	34.02	35.28	70.02	76.36	-----	-----	Average
3	5358.135	7.71	34.43	35.20	32.84	39.78	54.00	-14.22	Average



Test Mode: 12; Polarity: Horizontal; Modulation:802.11a; Bandwidth:20MHz; Channel: Low



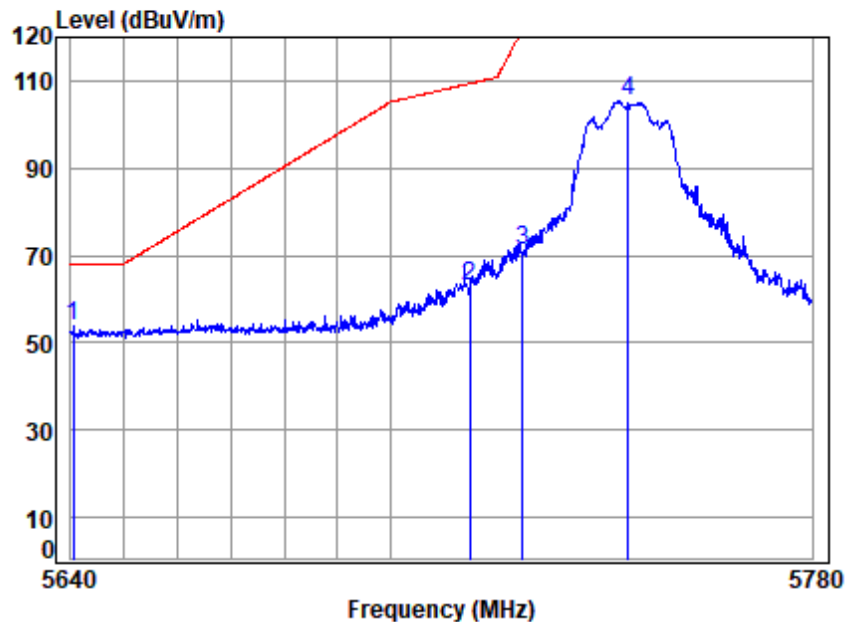
Site : chamber
Condition: 3m HORIZONTAL
Job No : 01138AT/01139AT

Mode : 5745 Band edge
: 5G WIFI 11A

	Freq	Cable Loss	Ant Factor	Preamp Factor	Read Level	Level	Limit Line	Over Limit	Remark
	MHz	dB	dB/m	dB	dBuV	dBuV/m	dBuV/m	dB	
1 p	5645.673	7.92	34.43	35.06	46.40	53.69	68.20	-14.51	peak
2	5715.000	7.97	34.27	35.03	53.14	60.35	109.40	-49.05	peak
3	5725.000	7.98	34.25	35.03	64.53	71.73	122.20	-50.47	peak
4	5745.000	7.99	34.21	35.02	97.32	104.50	-----	-----	peak



Test Mode: 12; Polarity: Vertical; Modulation:802.11a; Bandwidth:20MHz; Channel: Low



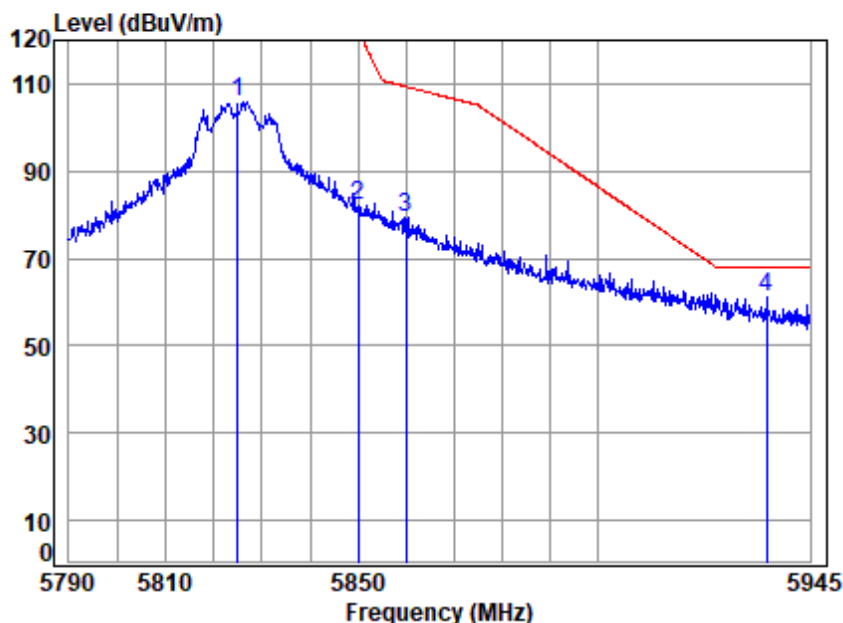
Site : chamber
Condition: 3m VERTICAL
Job No : 01138AT/01139AT

Mode : 5745 Band edge
: 5G WIFI 11A

	Freq	Cable Loss	Ant Factor	Preamp Factor	Read Level	Level	Limit Line	Over Limit	Remark
	MHz	dB	dB/m	dB	dBuV	dBuV/m	dBuV/m	dB	
1 p	5640.553	7.92	34.46	35.07	46.52	53.83	68.20	-14.37	peak
2	5715.000	7.97	34.27	35.03	55.64	62.85	109.40	-46.55	peak
3	5725.000	7.98	34.25	35.03	64.04	71.24	122.20	-50.96	peak
4	5745.000	7.99	34.21	35.02	98.33	105.51	-----	-----	peak



Test Mode: 12; Polarity: Horizontal; Modulation:802.11a; Bandwidth:20MHz; Channel: High



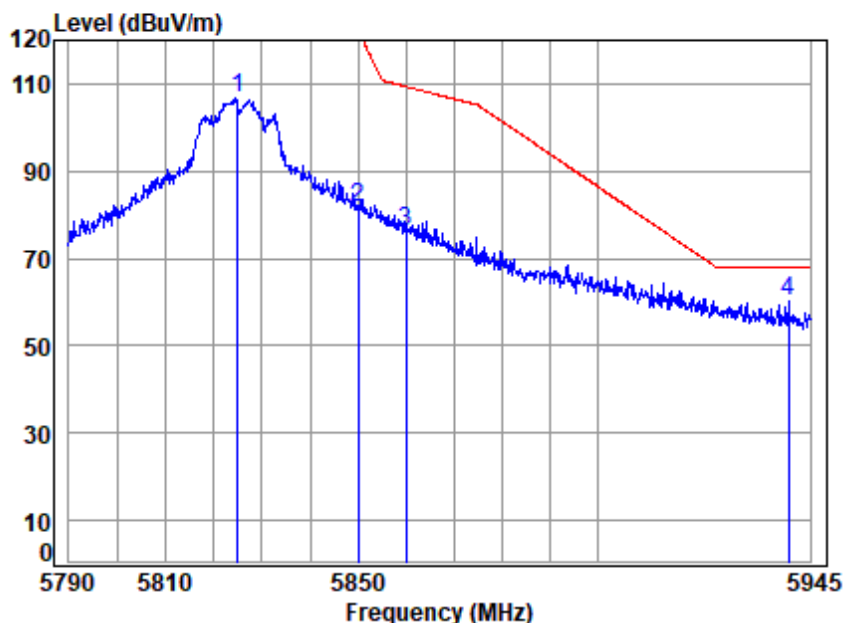
Site : chamber
Condition: 3m HORIZONTAL
Job No : 01138AT/01139AT

Mode : 5825 Band edge
: 5G WIFI 11A

	Freq	Cable Loss	Ant Factor	Preamp Factor	Read Level	Level	Limit Line	Over Limit	Remark
	MHz	dB	dB/m	dB	dBuV	dBuV/m	dBuV/m	dB	
1	5825.000	8.05	34.35	34.98	98.50	105.92	-----	-----	peak
2	5850.000	8.07	34.40	34.97	74.58	82.08	122.20	-40.12	peak
3	5860.000	8.07	34.44	34.96	71.79	79.34	109.40	-30.06	peak
4 p	5935.741	8.13	34.67	34.93	53.23	61.10	68.20	-7.10	peak



Test Mode: 12; Polarity: Vertical; Modulation:802.11a; Bandwidth:20MHz; Channel: High



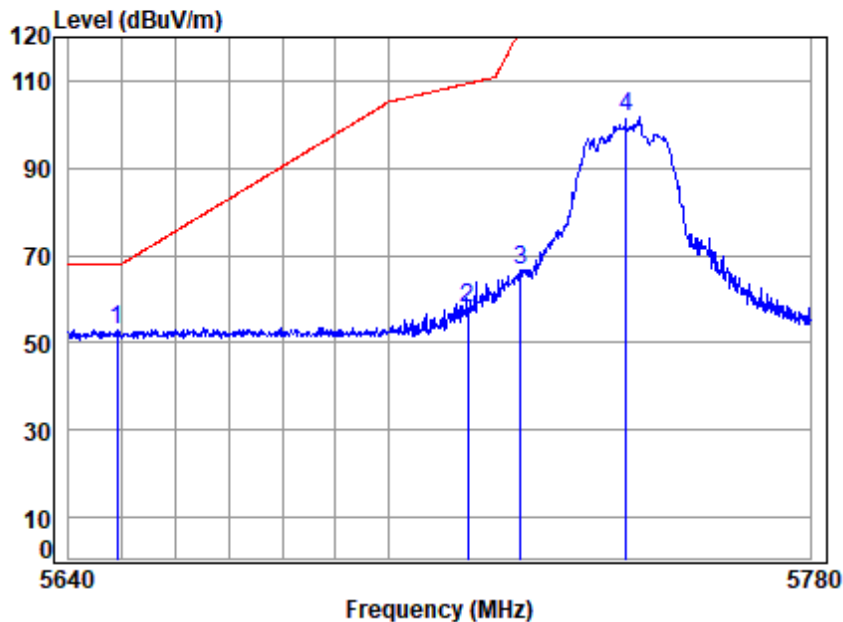
Site : chamber
Condition: 3m VERTICAL
Job No : 01138AT/01139AT

Mode : 5825 Band edge
: 5G WIFI 11A

	Freq	Cable Loss	Ant Factor	Preamp Factor	Read Level	Level	Limit Line	Over Limit	Remark
	MHz	dB	dB/m	dB	dBuV	dBuV/m	dBuV/m	dB	
1	5825.000	8.05	34.35	34.98	99.39	106.81	-----	-----	Peak
2	5850.000	8.07	34.40	34.97	73.97	81.47	121.58	-40.11	Peak
3	5860.000	8.07	34.44	34.96	68.68	76.23	109.39	-33.16	Peak
4 p	5940.447	8.13	34.68	34.93	52.12	60.00	68.20	-8.20	Peak



Test Mode: 12; Polarity: Horizontal; Modulation:802.11n; Bandwidth:20MHz; Channel: Low



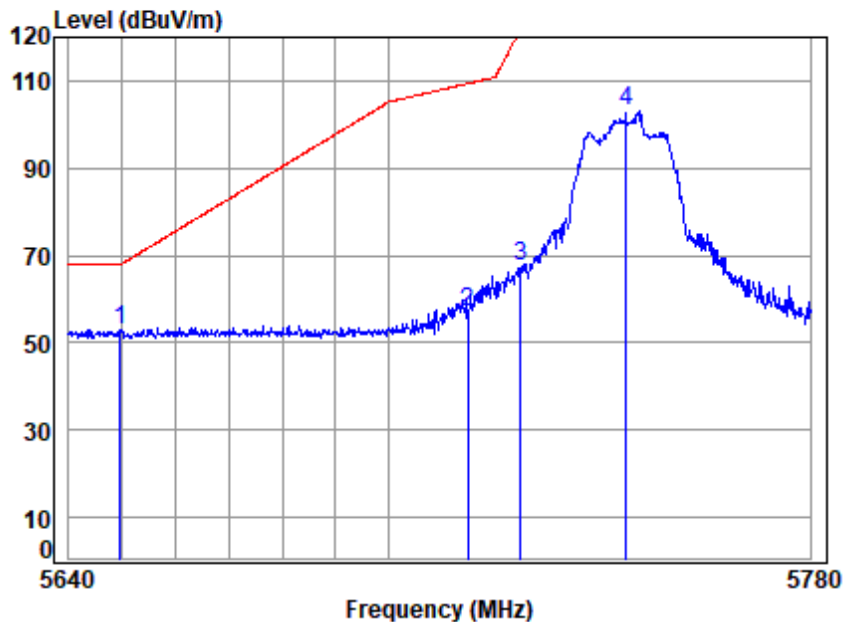
Site : chamber
Condition: 3m HORIZONTAL
Job No : 01138AT/01139AT

Mode : 5745 Band edge
: 5G WIFI 11N20

	Freq	Cable Loss	Ant Factor	Preamp Factor	Read Level	Level	Limit	Over	Remark
	MHz	dB	dB/m	dB	dBuV	dBuV/m	dBuV/m	dB	
1 p	5648.996	7.93	34.41	35.06	45.85	53.13	68.20	-15.07	peak
2	5715.000	7.97	34.27	35.03	50.95	58.16	109.40	-51.24	peak
3	5725.000	7.98	34.25	35.03	59.60	66.80	122.20	-55.40	peak
4	5745.000	7.99	34.21	35.02	94.37	101.55	-----	-----	peak



Test Mode: 12; Polarity: Vertical; Modulation:802.11n; Bandwidth:20MHz; Channel: Low



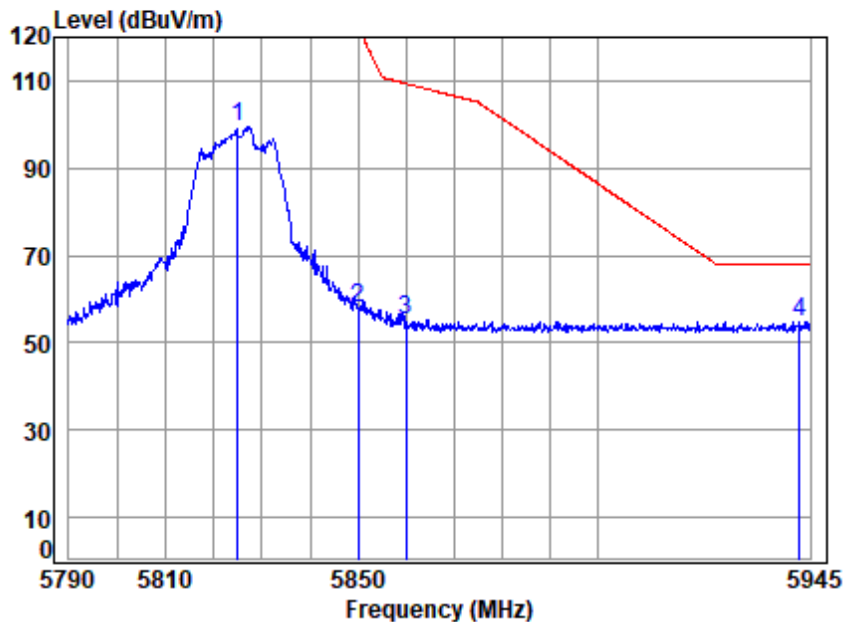
Site : chamber
Condition: 3m VERTICAL
Job No : 01138AT/01139AT

Mode : 5745 Band edge
: 5G WIFI 11N20

	Cable	Ant	Preamp	Read		Limit	Over	
Freq	Loss	Factor	Factor	Level	Level	Line	Limit	Remark
MHz	dB	dB/m	dB	dBuV	dBuV/m	dBuV/m	dB	
1 p 5649.688	7.93	34.40	35.06	45.67	52.94	68.20	-15.26	peak
2 5715.000	7.97	34.27	35.03	49.99	57.20	109.40	-52.20	peak
3 5725.000	7.98	34.25	35.03	60.33	67.53	122.20	-54.67	peak
4 5745.000	7.99	34.21	35.02	95.87	103.05	-----	-----	peak



Test Mode: 12; Polarity: Horizontal; Modulation:802.11n; Bandwidth:20MHz; Channel: High



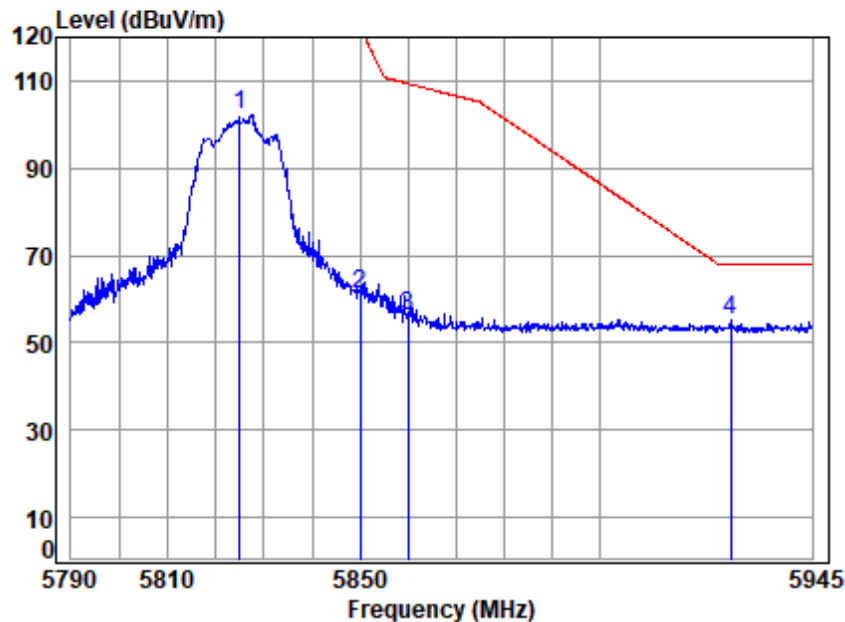
Site : chamber
Condition: 3m HORIZONTAL
Job No : 01138AT/01139AT

Mode : 5825 Band edge
: 5G WIFI 11N20

	Freq	Cable Loss	Ant Factor	Preamp Factor	Read Level	Level	Limit Line	Over Limit	Remark
	MHz	dB	dB/m	dB	dBuV	dBuV/m	dBuV/m	dB	
1	5825.000	8.05	34.35	34.98	92.25	99.67	-----	-----	peak
2	5850.000	8.07	34.40	34.97	50.64	58.14	122.20	-64.06	peak
3	5860.000	8.07	34.44	34.96	47.81	55.36	109.40	-54.04	peak
4 p	5942.802	8.13	34.69	34.93	46.84	54.73	68.20	-13.47	peak



Test Mode: 12; Polarity: Vertical; Modulation:802.11n; Bandwidth:20MHz; Channel: High



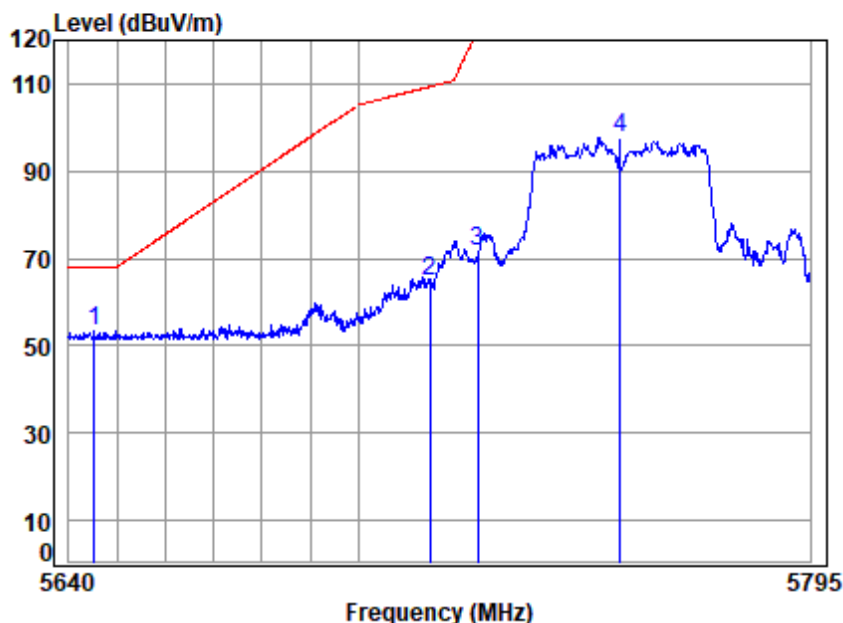
Site : chamber
Condition: 3m VERTICAL
Job No : 01138AT/01139AT

Mode : 5825 Band edge
: 5G WIFI 11N20

	Freq	Cable Loss	Ant Factor	Preamp Factor	Read Level	Level	Limit Line	Over Limit	Remark
	MHz	dB	dB/m	dB	dBuV	dBuV/m	dBuV/m	dB	
1	5825.000	8.05	34.35	34.98	94.99	102.41	-----	-----	peak
2	5850.000	8.07	34.40	34.97	53.58	61.08	122.20	-61.12	peak
3	5860.000	8.07	34.44	34.96	48.63	56.18	109.40	-53.22	peak
4 p	5927.749	8.12	34.66	34.93	47.57	55.42	68.20	-12.78	peak



Test Mode: 12; Polarity: Horizontal; Modulation:802.11n; Bandwidth:40MHz; Channel: Low



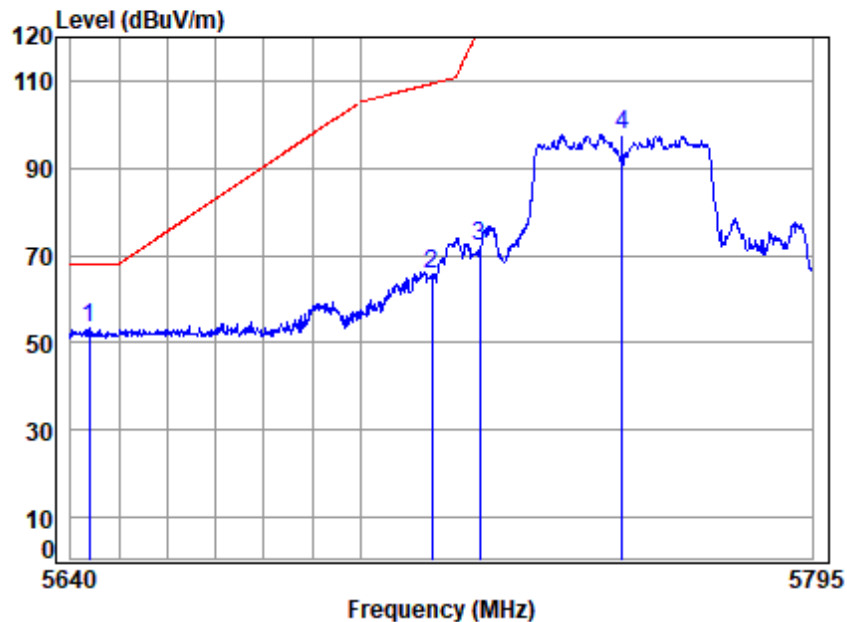
Site : chamber
Condition: 3m HORIZONTAL
Job No : 01138AT/01139AT

Mode : 5755 Band edge
: 5G WIFI 11N40

	Freq	Cable Loss	Ant Factor	Preamp Factor	Read Level	Level	Limit	Over Limit	Remark
	MHz	dB	dB/m	dB	dBuV	dBuV/m	dBuV/m	dB	
1 p	5645.354	7.92	34.43	35.06	46.25	53.54	68.20	-14.66	peak
2	5715.000	7.97	34.27	35.03	57.60	64.81	109.40	-44.59	peak
3	5725.000	7.98	34.25	35.03	64.50	71.70	122.20	-50.50	peak
4	5755.000	8.00	34.21	35.01	90.24	97.44	-----	-----	peak



Test Mode: 12; Polarity: Vertical; Modulation:802.11n; Bandwidth:40MHz; Channel: Low



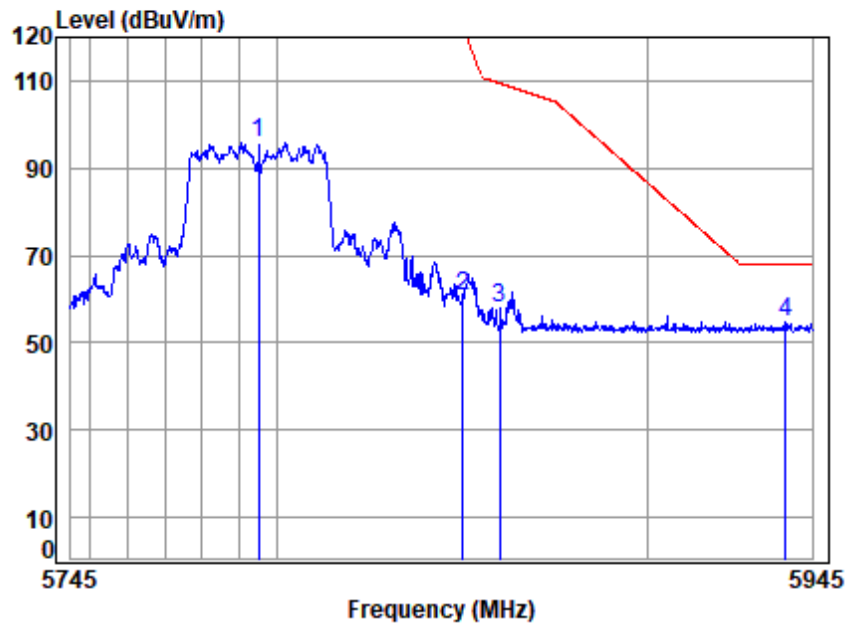
Site : chamber
Condition: 3m VERTICAL
Job No : 01138AT/01139AT

Mode : 5755 Band edge
: 5G WIFI 11N40

	Cable	Ant	Preamp	Read	Limit	Over	
Freq	Loss	Factor	Factor	Level	Level	Line	Limit Remark
MHz	dB	dB/m	dB	dBuV	dBuV/m	dBuV/m	dB
1 p 5643.824	7.92	34.44	35.06	45.91	53.21	68.20	-14.99 peak
2 5715.000	7.97	34.27	35.03	58.43	65.64	109.40	-43.76 peak
3 5725.000	7.98	34.25	35.03	65.00	72.20	122.20	-50.00 peak
4 5755.000	8.00	34.21	35.01	90.40	97.60	-----	----- peak



Test Mode: 12; Polarity: Horizontal; Modulation:802.11n; Bandwidth:40MHz; Channel: High



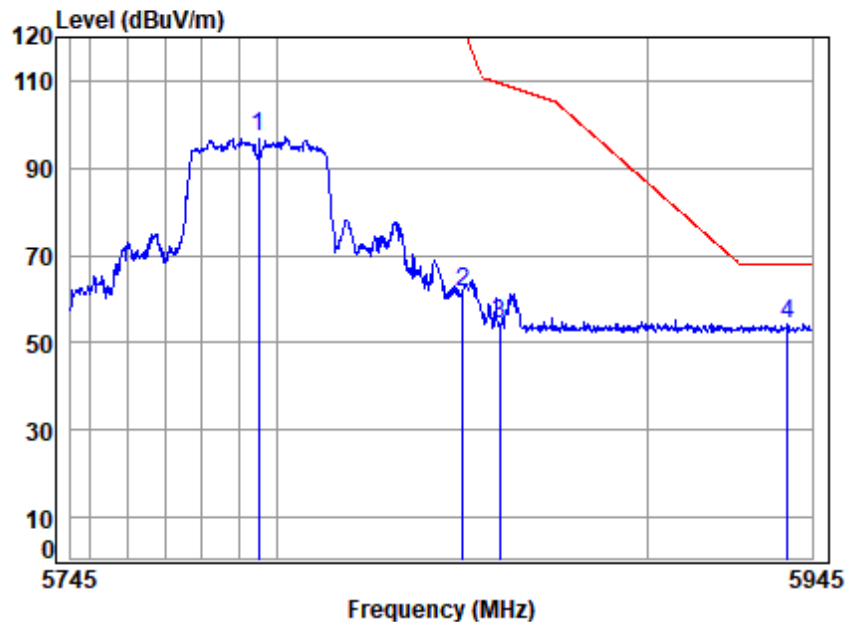
Site : chamber
Condition: 3m HORIZONTAL
Job No : 01138AT/01139AT

Mode : 5795 Band edge
: 5G WIFI 11N40

	Freq	Cable Loss	Ant Factor	Preamp Factor	Read Level	Level	Limit Line	Over Limit	Remark
	MHz	dB	dB/m	dB	dBuV	dBuV/m	dBuV/m	dB	
1	5795.000	8.03	34.29	34.99	88.56	95.89	-----	-----	peak
2	5850.000	8.07	34.40	34.97	53.37	60.87	122.20	-61.33	peak
3	5860.000	8.07	34.44	34.96	50.56	58.11	109.40	-51.29	peak
4 p	5937.681	8.13	34.68	34.93	46.73	54.61	68.20	-13.59	peak



Test Mode: 12; Polarity: Vertical; Modulation:802.11n; Bandwidth:40MHz; Channel: High



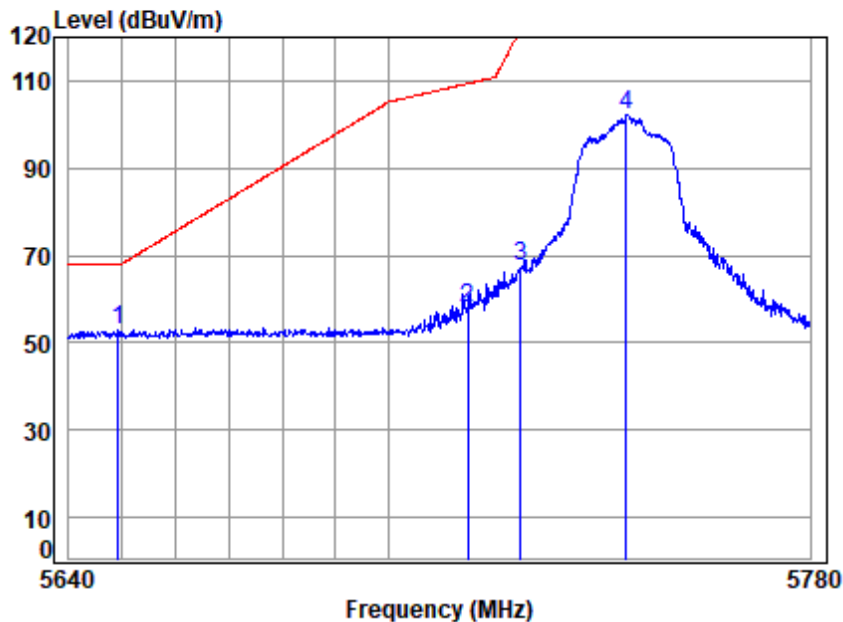
Site : chamber
Condition: 3m VERTICAL
Job No : 01138AT/01139AT

Mode : 5795 Band edge
: 5G WIFI 11N40

	Freq	Cable Loss	Ant Factor	Preamp Factor	Read Level	Level	Limit Line	Over Limit	Remark
	MHz	dB	dB/m	dB	dBuV	dBuV/m	dBuV/m	dB	
1	5795.000	8.03	34.29	34.99	89.84	97.17	-----	-----	peak
2	5850.000	8.07	34.40	34.97	54.24	61.74	122.20	-60.46	peak
3	5860.000	8.07	34.44	34.96	46.68	54.23	109.40	-55.17	peak
4 p	5938.290	8.13	34.68	34.93	46.36	54.24	68.20	-13.96	peak



Test Mode: 12; Polarity: Horizontal; Modulation:802.11ac; Bandwidth:20MHz; Channel: Low



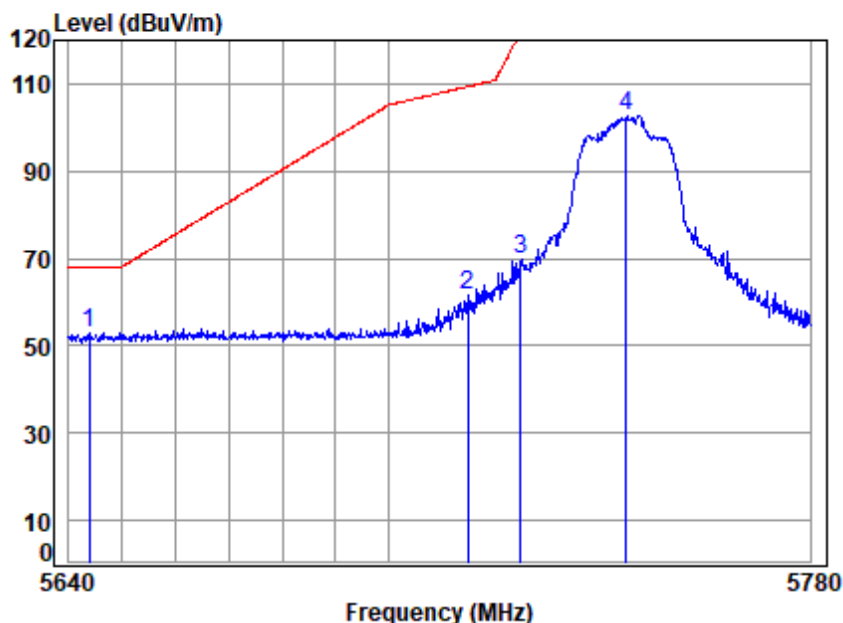
Site : chamber
Condition: 3m HORIZONTAL
Job No : 01138AT/01139AT

Mode : 5745 Band edge
: 5G WIFI 11AC20

	Freq	Cable Loss	Ant Factor	Preamp Factor	Read Level	Level	Limit Line	Over Limit	Remark
	MHz	dB	dB/m	dB	dBuV	dBuV/m	dBuV/m	dB	
1 p	5649.135	7.93	34.41	35.06	45.50	52.78	68.20	-15.42	peak
2	5715.000	7.97	34.27	35.03	50.87	58.08	109.40	-51.32	peak
3	5725.000	7.98	34.25	35.03	60.28	67.48	122.20	-54.72	peak
4	5745.000	7.99	34.21	35.02	95.23	102.41	-----	-----	peak



Test Mode: 12; Polarity: Vertical; Modulation:802.11ac; Bandwidth:20MHz; Channel: Low



Site : chamber
Condition: 3m VERTICAL
Job No : 01138AT/01139AT

Mode : 5745 Band edge
: 5G WIFI 11AC20

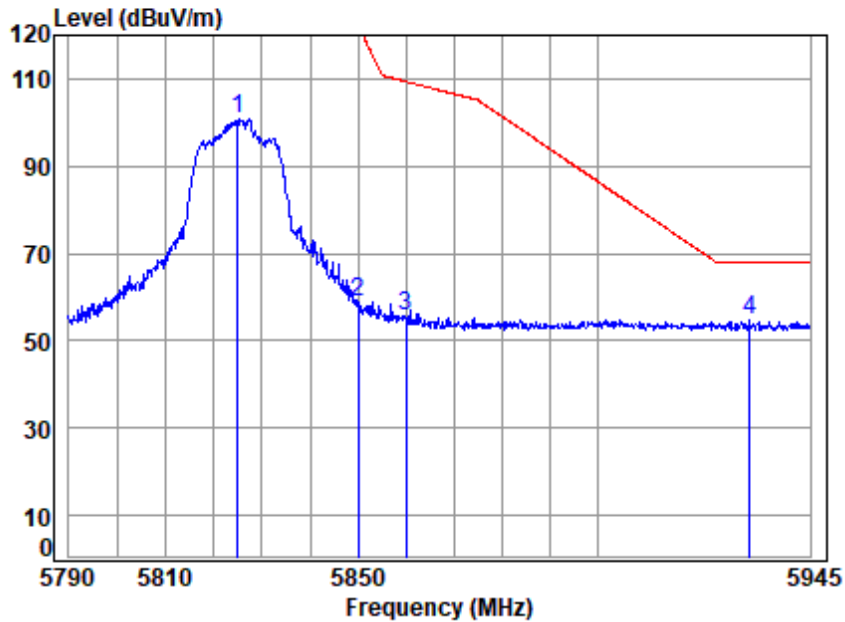
		Cable	Ant	Preamp	Read	Limit	Over	
Freq		Loss	Factor	Factor	Level	Level	Line	Limit Remark
MHz		dB	dB/m	dB	dBuV	dBuV/m	dBuV/m	dB
1 p	5643.874	7.92	34.44	35.06	45.76	53.06	68.20	-15.14 peak
2	5715.000	7.97	34.27	35.03	54.56	61.77	109.40	-47.63 peak
3	5725.000	7.98	34.25	35.03	62.71	69.91	122.20	-52.29 peak
4	5745.000	7.99	34.21	35.02	95.58	102.76	-----	----- peak



Unless otherwise agreed in writing, this document is issued by the Company subject to its General Conditions of Service printed overleaf, available on request or accessible at <https://www.sgs.com/en/Terms-and-Conditions>. Attention is drawn to the limitation of liability, indemnification and jurisdiction issues defined therein. Any holder of this document is advised that information contained hereon reflects the Company's findings at the time of its intervention only and within the limits of Client's instructions, if any. The Company's sole responsibility is to its Client and this document does not exonerate parties to a transaction from exercising all their rights and obligations under the transaction documents. This document cannot be reproduced except in full, without prior written approval of the Company. Any unauthorized alteration, forgery or falsification of the content or appearance of this document is unlawful and offenders may be prosecuted to the fullest extent of the law. Unless otherwise stated the results shown in this test report refer only to the sample(s) tested and such sample(s) are retained for 30 days only.

Attention: To check the authenticity of testing /inspection report & certificate, please contact us at telephone: (86-755) 8307 1443, or email: CN.Doccheck@sgs.com

Test Mode: 12; Polarity: Horizontal; Modulation:802.11ac; Bandwidth:20MHz; Channel: High



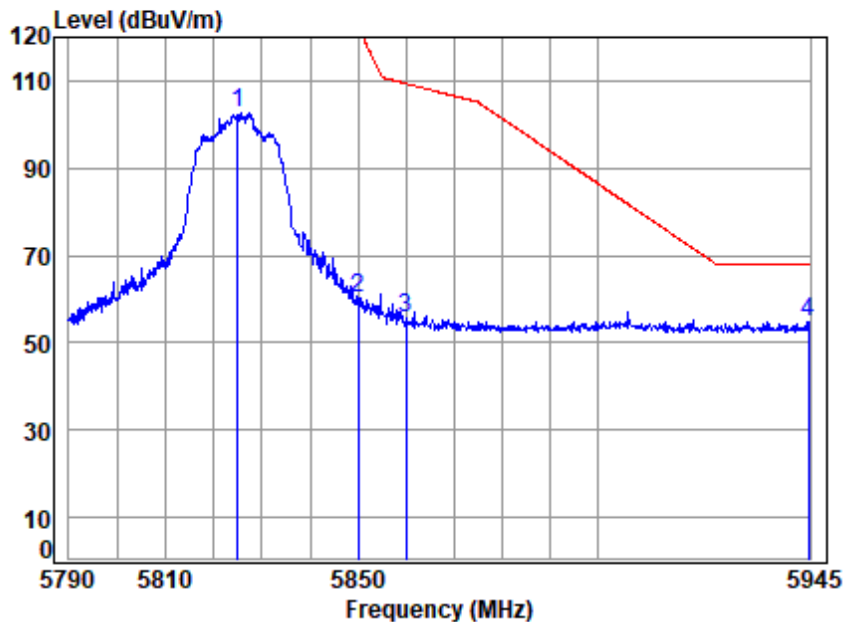
Site : chamber
Condition: 3m HORIZONTAL
Job No : 01138AT/01139AT

Mode : 5825 Band edge
: 5G WIFI 11AC20

	Freq	Cable Loss	Ant Factor	Preamp Factor	Read Level	Level	Limit Line	Over Limit	Remark
	MHz	dB	dB/m	dB	dBuV	dBuV/m	dBuV/m	dB	
1	5825.000	8.05	34.35	34.98	93.59	101.01	-----	-----	peak
2	5850.000	8.07	34.40	34.97	51.29	58.79	122.20	-63.41	peak
3	5860.000	8.07	34.44	34.96	48.22	55.77	109.40	-53.63	peak
4 p	5932.292	8.12	34.66	34.93	46.96	54.81	68.20	-13.39	peak



Test Mode: 12; Polarity: Vertical; Modulation:802.11ac; Bandwidth:20MHz; Channel: High



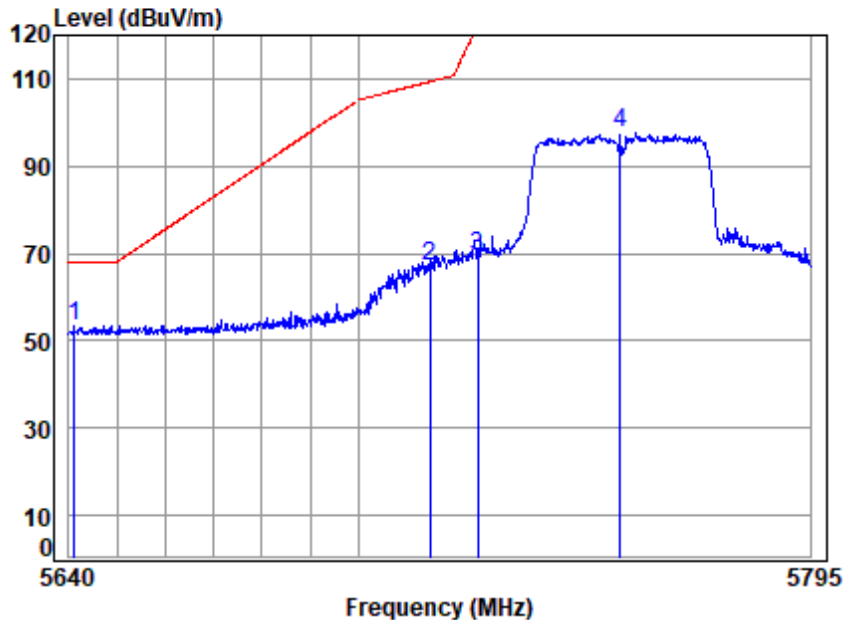
Site : chamber
Condition: 3m VERTICAL
Job No : 01138AT/01139AT

Mode : 5825 Band edge
: 5G WIFI 11AC20

	Freq	Cable Loss	Ant Factor	Preamp Factor	Read Level	Level	Limit Line	Over Limit	Remark
	MHz	dB	dB/m	dB	dBuV	dBuV/m	dBuV/m	dB	
1	5825.000	8.05	34.35	34.98	95.44	102.86	-----	-----	peak
2	5850.000	8.07	34.40	34.97	52.75	60.25	122.20	-61.95	peak
3	5860.000	8.07	34.44	34.96	48.10	55.65	109.40	-53.75	peak
4 p	5944.686	8.13	34.69	34.92	46.91	54.81	68.20	-13.39	peak



Test Mode: 12; Polarity: Horizontal; Modulation:802.11ac; Bandwidth:40MHz; Channel: Low



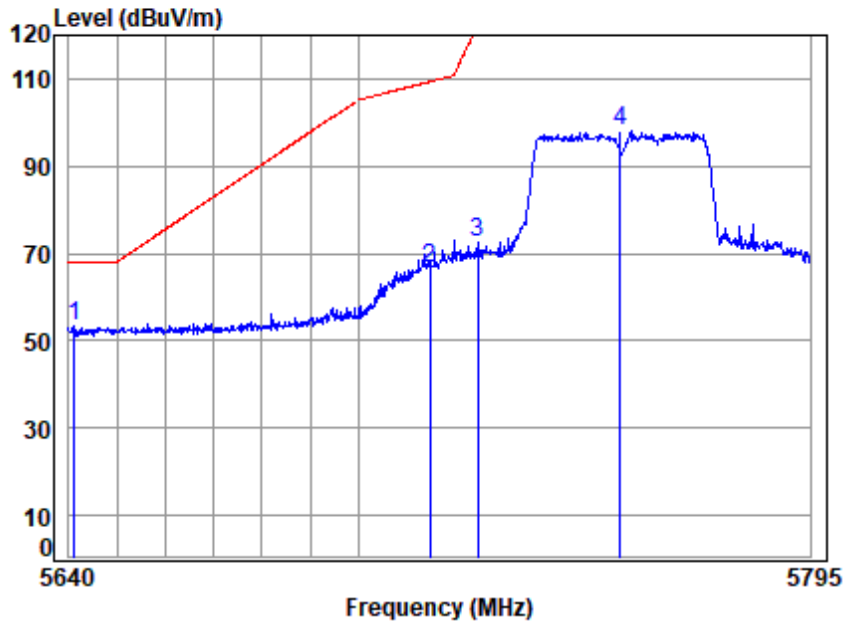
Site : chamber
Condition: 3m HORIZONTAL
Job No : 01138AT/01139AT

Mode : 5755 Band edge
: 5G WIFI 11AC40

	Freq	Cable Loss	Ant Factor	Preamp Factor	Read Level	Level	Limit Line	Over Limit	Remark
	MHz	dB	dB/m	dB	dBuV	dBuV/m	dBuV/m	dB	
1 p	5641.070	7.92	34.45	35.07	46.27	53.57	68.20	-14.63	peak
2	5715.000	7.97	34.27	35.03	59.76	66.97	109.40	-42.43	peak
3	5725.000	7.98	34.25	35.03	62.30	69.50	122.20	-52.70	peak
4	5755.000	8.00	34.21	35.01	90.23	97.43	-----	-----	peak



Test Mode: 12; Polarity: Vertical; Modulation:802.11ac; Bandwidth:40MHz; Channel: Low



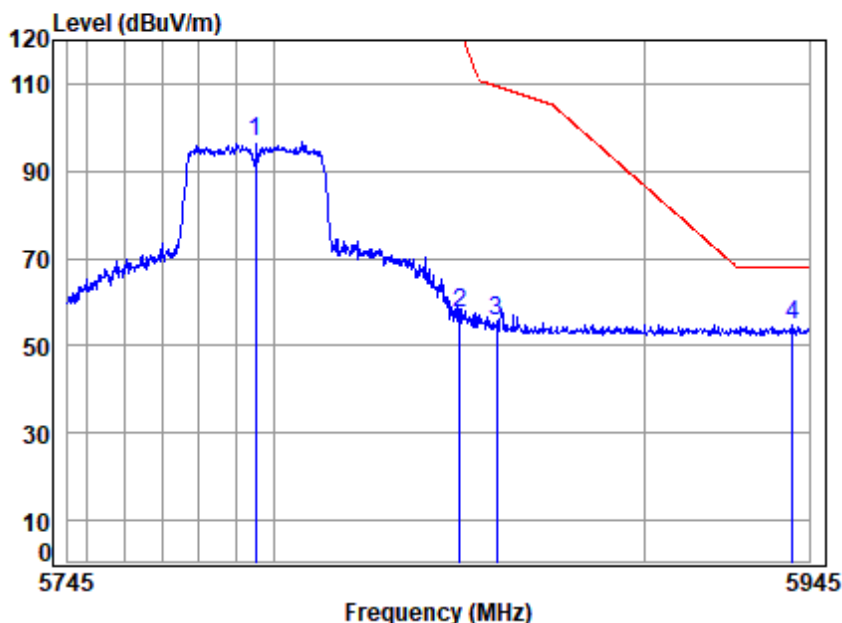
Site : chamber
Condition: 3m VERTICAL
Job No : 01138AT/01139AT

Mode : 5755 Band edge
: 5G WIFI 11AC40

		Cable	Ant	Preamp	Read	Limit	Over	
Freq		Loss	Factor	Factor	Level	Level	Line	Limit Remark
MHz		dB	dB/m	dB	dBuV	dBuV/m	dBuV/m	dB
1 p 5641.070		7.92	34.45	35.07	46.08	53.38	68.20	-14.82 peak
2 5715.000		7.97	34.27	35.03	59.61	66.82	109.40	-42.58 peak
3 5725.000		7.98	34.25	35.03	65.33	72.53	122.20	-49.67 peak
4 5755.000		8.00	34.21	35.01	90.81	98.01	-----	----- peak



Test Mode: 12; Polarity: Horizontal; Modulation:802.11ac; Bandwidth:40MHz; Channel: High



Site : chamber
Condition: 3m HORIZONTAL
Job No : 01138AT/01139AT

Mode : 5795 Band edge
: 5G WIFI 11AC40

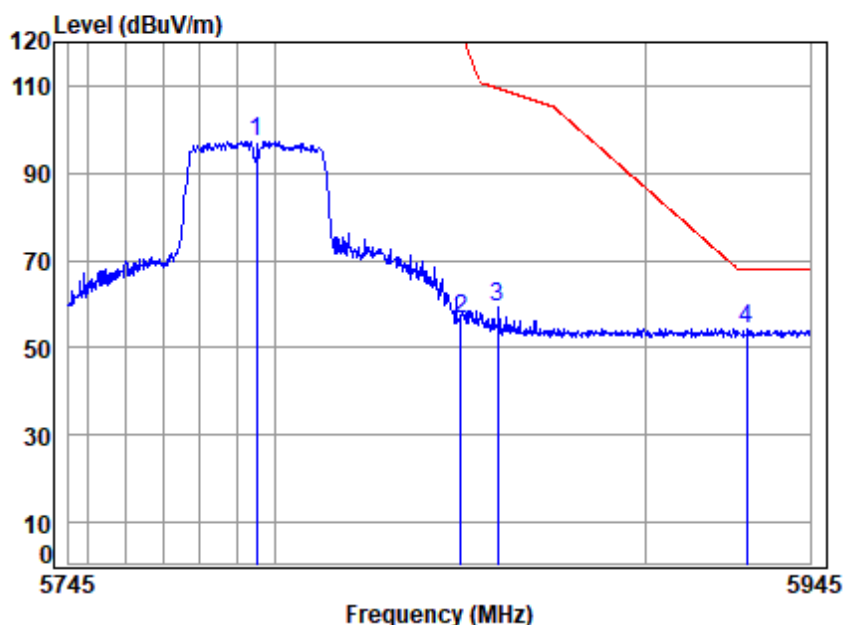
	Freq	Cable Loss	Ant Factor	Preamp Factor	Read Level	Level	Limit Line	Over Limit	Remark
	MHz	dB	dB/m	dB	dBuV	dBuV/m	dBuV/m	dB	
1	5795.000	8.03	34.29	34.99	89.20	96.53	-----	-----	peak
2	5850.000	8.07	34.40	34.97	49.85	57.35	122.20	-64.85	peak
3	5860.000	8.07	34.44	34.96	48.03	55.58	109.40	-53.82	peak
4 p	5940.526	8.13	34.68	34.93	47.04	54.92	68.20	-13.28	peak



Unless otherwise agreed in writing, this document is issued by the Company subject to its General Conditions of Service printed overleaf, available on request or accessible at <https://www.sgs.com/en/Terms-and-Conditions>. Attention is drawn to the limitation of liability, indemnification and jurisdiction issues defined therein. Any holder of this document is advised that information contained hereon reflects the Company's findings at the time of its intervention only and within the limits of Client's instructions, if any. The Company's sole responsibility is to its Client and this document does not exonerate parties to a transaction from exercising all their rights and obligations under the transaction documents. This document cannot be reproduced except in full, without prior written approval of the Company. Any unauthorized alteration, forgery or falsification of the content or appearance of this document is unlawful and offenders may be prosecuted to the fullest extent of the law. Unless otherwise stated the results shown in this test report refer only to the sample(s) tested and such sample(s) are retained for 30 days only.

Attention: To check the authenticity of testing /inspection report & certificate, please contact us at telephone: (86-755) 8307 1443, or email: CN.Doccheck@sgs.com

Test Mode: 12; Polarity: Vertical; Modulation:802.11ac; Bandwidth:40MHz; Channel: High



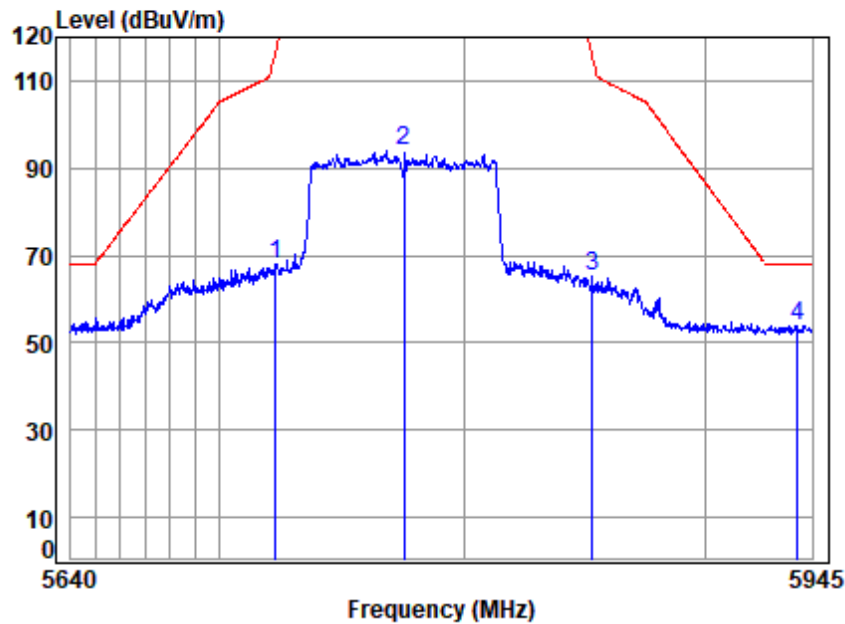
Site : chamber
Condition: 3m VERTICAL
Job No : 01138AT/01139AT

Mode : 5795 Band edge
: 5G WIFI 11AC40

	Freq	Cable Loss	Ant Factor	Preamp Factor	Read Level	Level	Limit Line	Over Limit	Remark
	MHz	dB	dB/m	dB	dBuV	dBuV/m	dBuV/m	dB	
1	5795.000	8.03	34.29	34.99	90.06	97.39	-----	-----	peak
2	5850.000	8.07	34.40	34.97	48.88	56.38	122.20	-65.82	peak
3	5860.000	8.07	34.44	34.96	51.65	59.20	109.40	-50.20	peak
4 p	5927.732	8.12	34.66	34.93	46.44	54.29	68.20	-13.91	peak



Test Mode: 12; Polarity: Horizontal; Modulation:802.11ac; Bandwidth:80MHz; Channel: middle



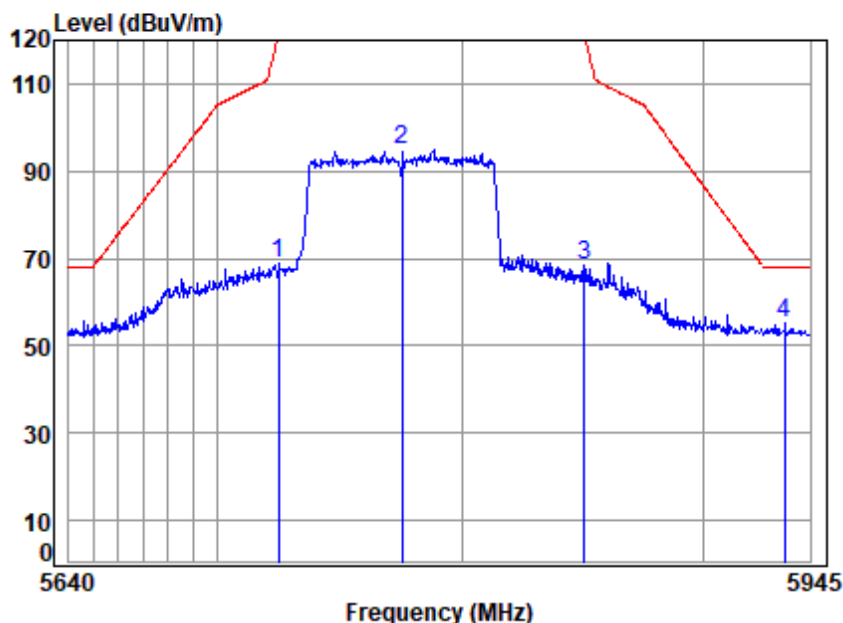
Site : chamber
Condition: 3m HORIZONTAL
Job No : 01138AT/01139AT

Mode : 5775 Band edge
: 5G WIFI 11AC80

	Freq	Cable Loss	Ant Factor	Preamp Factor	Read Level	Level	Limit Line	Over Limit	Remark
	MHz	dB	dB/m	dB	dBuV	dBuV/m	dBuV/m	dB	
1	5722.582	7.98	34.25	35.03	60.78	67.98	116.69	-48.71	peak
2	5775.000	8.01	34.25	35.00	86.66	93.92	-----	-----	peak
3	5852.732	8.07	34.41	34.97	57.95	65.46	115.97	-50.51	peak
4 p	5938.741	8.13	34.68	34.93	45.94	53.82	68.20	-14.38	peak



Test Mode: 12; Polarity: Vertical; Modulation:802.11ac; Bandwidth:80MHz; Channel: middle



Site : chamber
Condition: 3m VERTICAL
Job No : 01138AT/01139AT

Mode : 5775 Band edge
: 5G WIFI 11AC80

	Freq	Cable Loss	Ant Factor	Preamp Factor	Read Level	Level	Limit Line	Over Limit	Remark
	MHz	dB	dB/m	dB	dBuV	dBuV/m	dBuV/m	dB	
1	5724.691	7.98	34.25	35.03	61.79	68.99	121.50	-52.51	peak
2	5775.000	8.01	34.25	35.00	87.75	95.01	-----	-----	peak
3	5850.575	8.07	34.40	34.97	60.93	68.43	120.89	-52.46	peak
4 p	5934.364	8.13	34.67	34.93	47.28	55.15	68.20	-13.05	peak



SGS-CSTC Standards Technical Services Co., Ltd. Shenzhen Branch

SZEMC-TRF-01 Rev. A/1

Report No.: SZCR240400113805

Page: 157 of 299

7.11 Frequency Stability

Test Requirement 47 CFR Part 15, Subpart E 15.407 (g)

Test Method: ANSI C63.10 (2013) Section 6.8

7.11.1 E.U.T. Operation

Operating Environment:

Temperature: 25.3 °C Humidity: 42.4 % RH Atmospheric Pressure: 1020 mbar

7.11.2 Test Mode Description

Pre-scan / Final test	Mode Code	Description
Final test	09	TX mode (U-NII-1)_Keep the EUT in continuously transmitting mode with all modulation types. All data rates for each modulation type have been tested and found the data rate @ 6Mbps is the worst case of IEEE 802.11a; data rate @ MCS0 is the worst case of IEEE 802.11n(HT20), 802.11n(HT40), 802.11ac(VHT20), 802.11ac(VHT40), 802.11ac(VHT80). data rate @HE0 is the worst case of IEEE 802.11ax(HEW20), 802.11ax(HEW40), 802.11ax(HEW80). Only the data of worst case is recorded in the report.
Final test	10	TX mode (U-NII-3)_Keep the EUT in continuously transmitting mode with all modulation types. All data rates for each modulation type have been tested and found the data rate @ 6Mbps is the worst case of IEEE 802.11a; data rate @ MCS0 is the worst case of IEEE 802.11n(HT20), 802.11n(HT40), 802.11ac(VHT20), 802.11ac(VHT40), 802.11ac(VHT80). data rate @HE0 is the worst case of IEEE 802.11ax(HEW20), 802.11ax(HEW40), 802.11ax(HEW80). Only the data of worst case is recorded in the report.



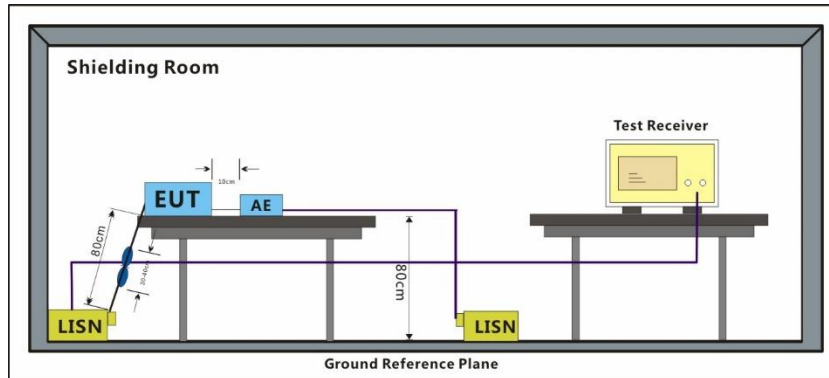
SGS-CSTC Standards Technical Services Co., Ltd.
Shenzhen Branch Inspection & Testing Laboratory

Unless otherwise agreed in writing, this document is issued by the Company subject to its General Conditions of Service printed overleaf, available on request or accessible at <https://www.sgs.com/en/Terms-and-Conditions>. Attention is drawn to the limitation of liability, indemnification and jurisdiction issues defined therein. Any holder of this document is advised that information contained hereon reflects the Company's findings at the time of its intervention only and within the limits of Client's instructions, if any. The Company's sole responsibility is to its Client and this document does not exonerate parties to a transaction from exercising all their rights and obligations under the transaction documents. This document cannot be reproduced except in full, without prior written approval of the Company. Any unauthorized alteration, forgery or falsification of the content or appearance of this document is unlawful and offenders may be prosecuted to the fullest extent of the law. Unless otherwise stated the results shown in this test report refer only to the sample(s) tested and such sample(s) are retained for 30 days only.

Attention: To check the authenticity of testing /inspection report & certificate, please contact us at telephone: (86-755) 8307 1443, or email: CN.Doccheck@sgs.com

No.1 Workshop, M-10, Middle Section, Science & Technology Park, Nanshan District, Shenzhen, Guangdong, China 518057 t (86-755) 26012053 f (86-755) 26710594 www.sgsgroup.com.cn
中国·广东·深圳市南山区科技园中区M-10栋1号厂房 邮编: 518057 t (86-755) 26012053 f (86-755) 26710594 sgs.china@sgs.com

7.11.3 Test Setup Diagram



7.11.4 Measurement Procedure and Data

Please Refer to Appendix for Details



Unless otherwise agreed in writing, this document is issued by the Company subject to its General Conditions of Service printed overleaf, available on request or accessible at <https://www.sgs.com/en/Terms-and-Conditions>. Attention is drawn to the limitation of liability, indemnification and jurisdiction issues defined therein. Any holder of this document is advised that information contained hereon reflects the Company's findings at the time of its intervention only and within the limits of Client's instructions, if any. The Company's sole responsibility is to its Client and this document does not exonerate parties to a transaction from exercising all their rights and obligations under the transaction documents. This document cannot be reproduced except in full, without prior written approval of the Company. Any unauthorized alteration, forgery or falsification of the content or appearance of this document is unlawful and offenders may be prosecuted to the fullest extent of the law. Unless otherwise stated the results shown in this test report refer only to the sample(s) tested and such sample(s) are retained for 30 days only.

Attention: To check the authenticity of testing / inspection report & certificate, please contact us at telephone: (86-755) 8307 1443, or email: CN.Doccheck@sgs.com

SGS-CSTC Standards Technical Services Co., Ltd.
Shenzhen Branch Testing & Calibration Laboratory

No.1 Workshop, M-10, Middle Section, Science & Technology Park, Nanshan District, Shenzhen, Guangdong, China 518057 t (86-755) 26012053 f (86-755) 26710594 www.sgsgroup.com.cn
中国·广东·深圳市南山区科技园中区M-10栋1号厂房 邮编: 518057 t (86-755) 26012053 f (86-755) 26710594 sgs.china@sgs.com

8 Test Setup Photo

Refer to Setup Photo for SZCR2404001138AT

9 EUT Constructional Details (EUT Photos)

Refer to External and Internal Photos for SZCR2404001138AT



10 Appendix

1. Duty Cycle

1.1 Ant0

1.1.1 Test Result

Ant0									
Mode	TX Type	Frequency (MHz)	RU	RU Pos	T_on (ms)	Period (ms)	Duty Cycle (%)	Duty Cycle Correction Factor (dB)	Max. DC Variation (%)
802.11a	SISO	5180	/	/	1.428	1.447	98.69	0.06	0.03
		5200	/	/	1.428	1.447	98.69	0.06	0.07
		5240	/	/	1.428	1.446	98.76	0.05	0.03
		5745	/	/	1.429	1.446	98.82	0.05	0.03
		5785	/	/	1.429	1.447	98.76	0.05	0.07
		5825	/	/	1.429	1.447	98.76	0.05	0.07
802.11n (HT20)	MIMO	5180	/	/	1.337	1.356	98.60	0.06	0.03
		5200	/	/	0.693	0.710	97.61	0.11	0.06
		5240	/	/	0.692	0.711	97.33	0.12	0.03
		5745	/	/	0.693	0.711	97.47	0.11	0.03
		5785	/	/	0.693	0.711	97.47	0.11	0.03
		5825	/	/	0.693	0.710	97.61	0.11	0.06
802.11n (HT40)	MIMO	5190	/	/	0.357	0.375	95.20	0.21	0.04
		5230	/	/	0.357	0.375	95.20	0.21	0.39
		5755	/	/	0.357	0.375	95.20	0.21	0.04
		5795	/	/	0.358	0.375	95.47	0.20	0.07
802.11ac (VHT20)	MIMO	5180	/	/	31.190	31.520	98.95	0.05	0.00
		5200	/	/	0.696	0.715	97.34	0.12	0.03
		5240	/	/	0.696	0.715	97.34	0.12	0.03
		5745	/	/	0.697	0.715	97.48	0.11	0.06
		5785	/	/	0.696	0.715	97.34	0.12	0.03
		5825	/	/	0.698	0.715	97.62	0.10	0.03
802.11ac (VHT40)	MIMO	5190	/	/	0.360	0.379	94.99	0.22	0.07
		5230	/	/	0.362	0.379	95.51	0.20	0.07
		5755	/	/	0.360	0.379	94.99	0.22	0.07
		5795	/	/	0.362	0.380	95.26	0.21	0.07
802.11ac (VHT80)	MIMO	5210	/	/	0.192	0.212	90.57	0.43	0.06
		5775	/	/	0.192	0.211	91.00	0.41	0.09



Unless otherwise agreed in writing, this document is issued by the Company subject to its General Conditions of Service printed overleaf, available on request or accessible at <https://www.sgs.com/en/Terms-and-Conditions>. Attention is drawn to the limitation of liability, indemnification and jurisdiction issues defined therein. Any holder of this document is advised that information contained hereon reflects the Company's findings at the time of its intervention only and within the limits of Client's instructions, if any. The Company's sole responsibility is to its Client and this document does not exonerate parties to a transaction from exercising all their rights and obligations under the transaction documents. This document cannot be reproduced except in full, without prior written approval of the Company. Any unauthorized alteration, forgery or falsification of the content or appearance of this document is unlawful and offenders may be prosecuted to the fullest extent of the law. Unless otherwise stated the results shown in this test report refer only to the sample(s) tested and such sample(s) are retained for 30 days only.

Attention: To check the authenticity of testing / inspection report & certificate, please contact us at telephone: (86-755) 8307 1443, or email: CN.Doccheck@sgs.com

SGS-CSTC Standards Technical Services Co., Ltd. Shenzhen Branch

SZEMC-TRF-01 Rev. A/1

Report No.: SZCR240400113805

Page: 161 of 299

802.11ax (HEW20)	MIMO	5180	RU242	Left	44.890	45.210	99.29	0.03	0.00
		5200	RU242	Left	0.559	0.577	96.88	0.14	0.03
		5240	RU242	Left	0.559	0.577	96.88	0.14	0.03
		5745	RU242	Left	0.559	0.577	96.88	0.14	0.07
		5785	RU242	Left	0.559	0.577	96.88	0.14	0.07
		5825	RU242	Left	0.558	0.576	96.88	0.14	0.00
802.11ax (HEW40)	MIMO	5190	RU484	Left	0.315	0.332	94.88	0.23	0.03
		5230	RU484	Left	0.315	0.333	94.59	0.24	0.09
		5755	RU484	Left	0.315	0.332	94.88	0.23	0.00
		5795	RU484	Left	0.315	0.332	94.88	0.23	0.06
802.11ax (HEW80)	MIMO	5210	RU996	Left	0.185	0.205	90.24	0.45	0.27
		5775	RU996	Left	0.188	0.205	91.71	0.38	0.13



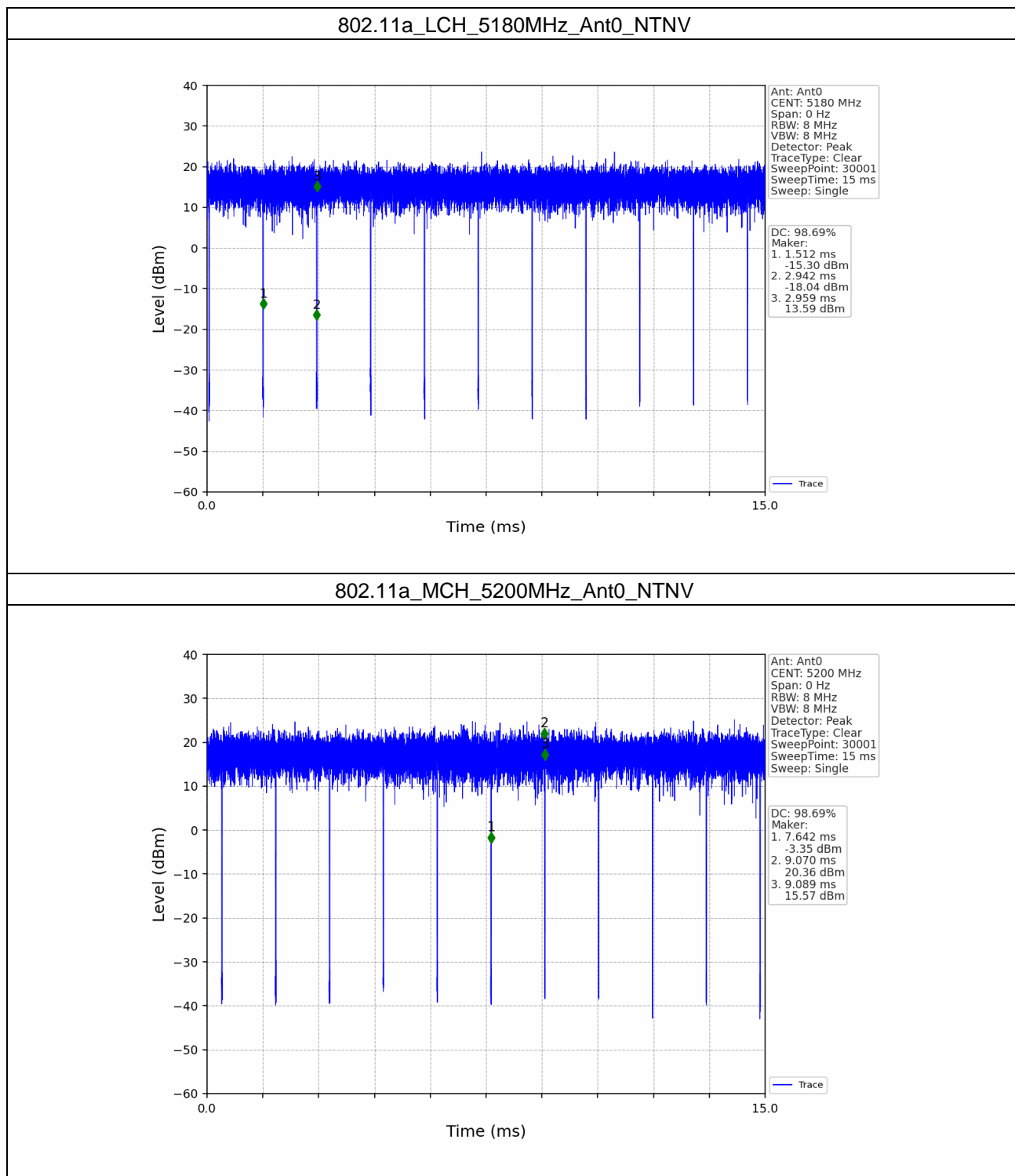
Unless otherwise agreed in writing, this document is issued by the Company subject to its General Conditions of Service printed overleaf, available on request or accessible at <https://www.sgs.com/en/Terms-and-Conditions>. Attention is drawn to the limitation of liability, indemnification and jurisdiction issues defined therein. Any holder of this document is advised that information contained hereon reflects the Company's findings at the time of its intervention only and within the limits of Client's instructions, if any. The Company's sole responsibility is to its Client and this document does not exonerate parties to a transaction from exercising all their rights and obligations under the transaction documents. This document cannot be reproduced except in full, without prior written approval of the Company. Any unauthorized alteration, forgery or falsification of the content or appearance of this document is unlawful and offenders may be prosecuted to the fullest extent of the law. Unless otherwise stated the results shown in this test report refer only to the sample(s) tested and such sample(s) are retained for 30 days only.

Attention: To check the authenticity of testing / inspection report & certificate, please contact us at telephone: (86-755) 8307 1443, or email: CN.Doccheck@sgs.com

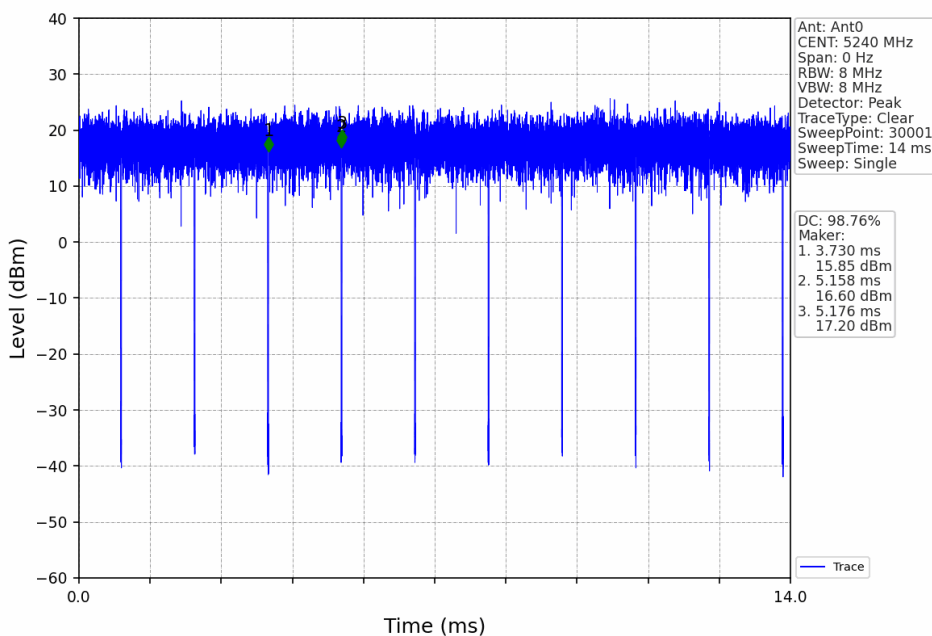
SGS-CSTC Standards Technical Services Co., Ltd.
Shenzhen Branch Testing & Calibration Laboratory

No.1 Workshop, M-10, Middle Section, Science & Technology Park, Nanshan District, Shenzhen, Guangdong, China 518057 t (86-755) 26012053 f (86-755) 26710594 www.sgs.com.cn
中国·广东·深圳市南山区科技园中区M-10栋1号厂房 邮编: 518057 t (86-755) 26012053 f (86-755) 26710594 sgs.china@sgs.com

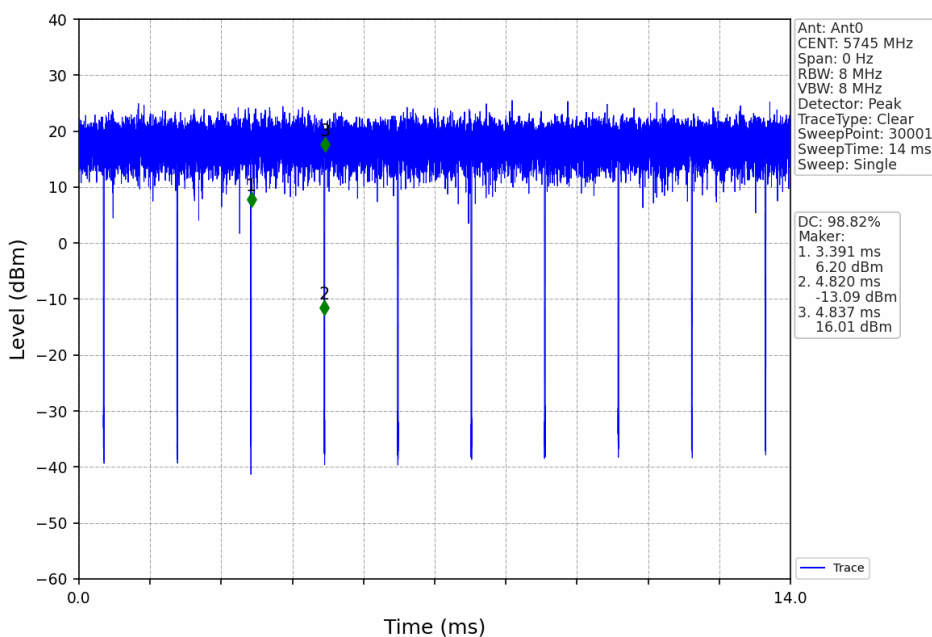
1.1.2 Test Graph



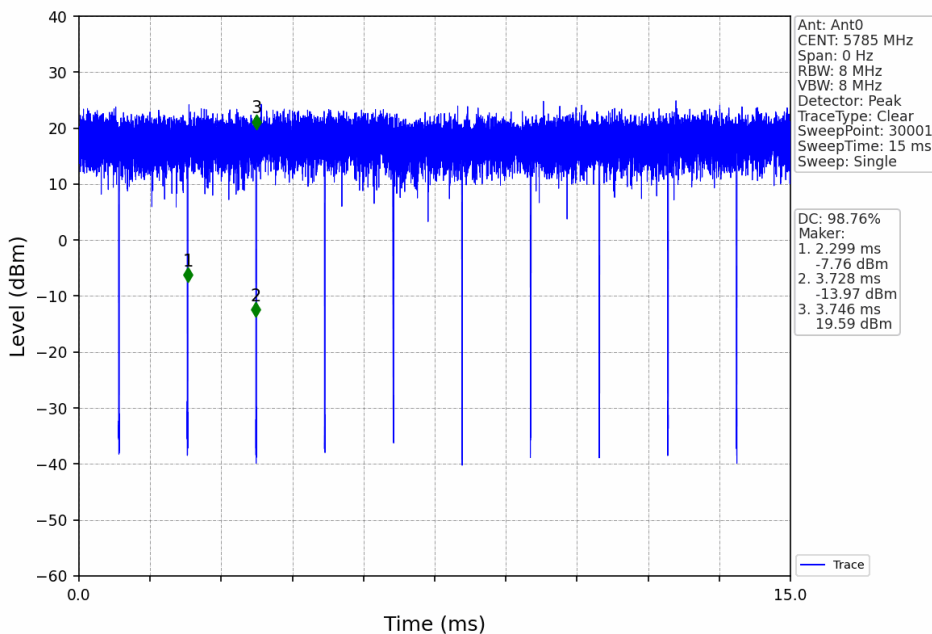
802.11a_HCH_5240MHz_Ant0_NTNV



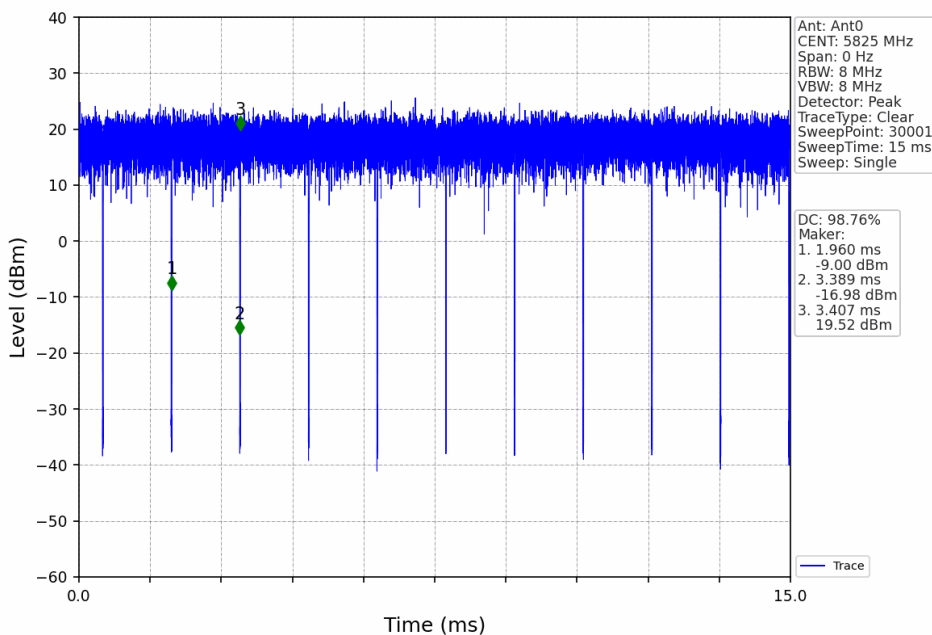
802.11a_LCH_5745MHz_Ant0_NTNV



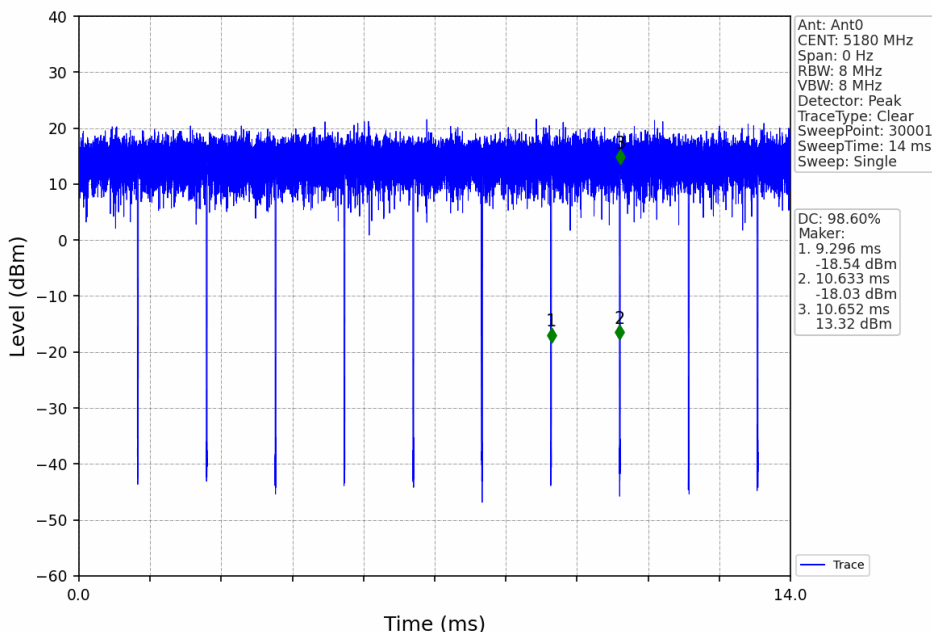
802.11a_MCH_5785MHz_Ant0_NTNV



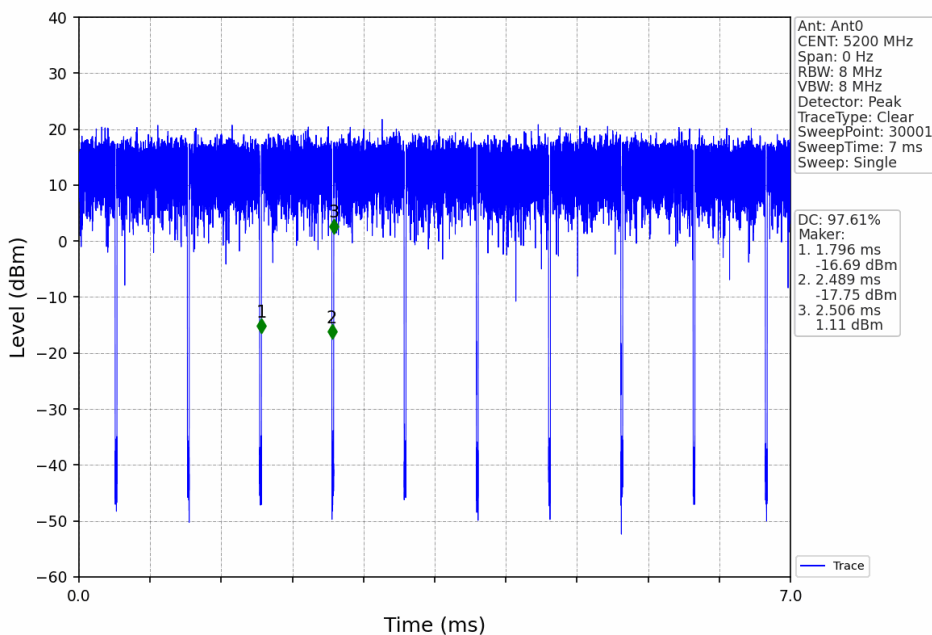
802.11a_HCH_5825MHz_Ant0_NTNV



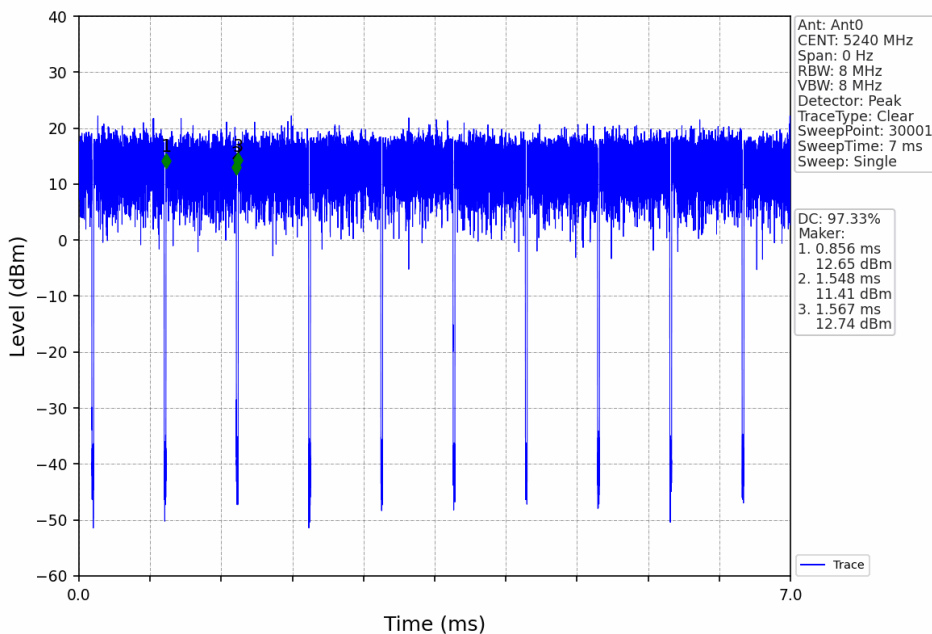
802.11n(HT20)_LCH_5180MHz_Ant0_NTNV



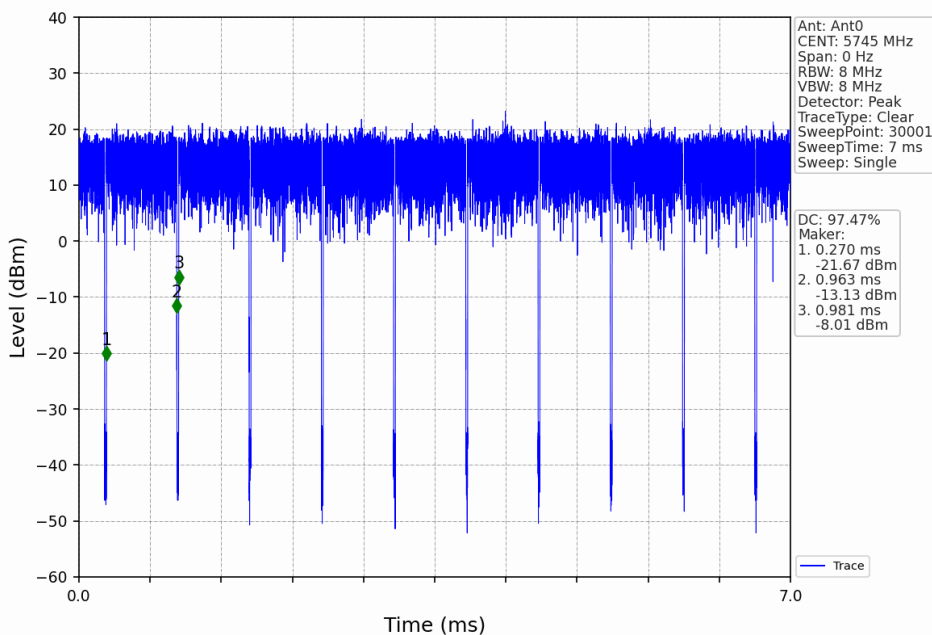
802.11n(HT20)_MCH_5200MHz_Ant0_NTNV



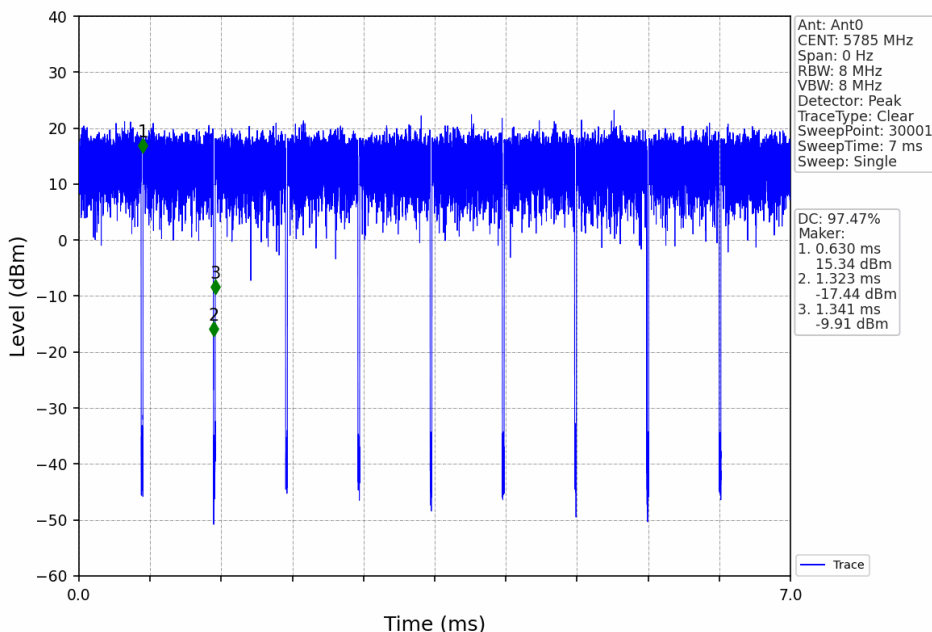
802.11n(HT20)_HCH_5240MHz_Ant0_NTNV



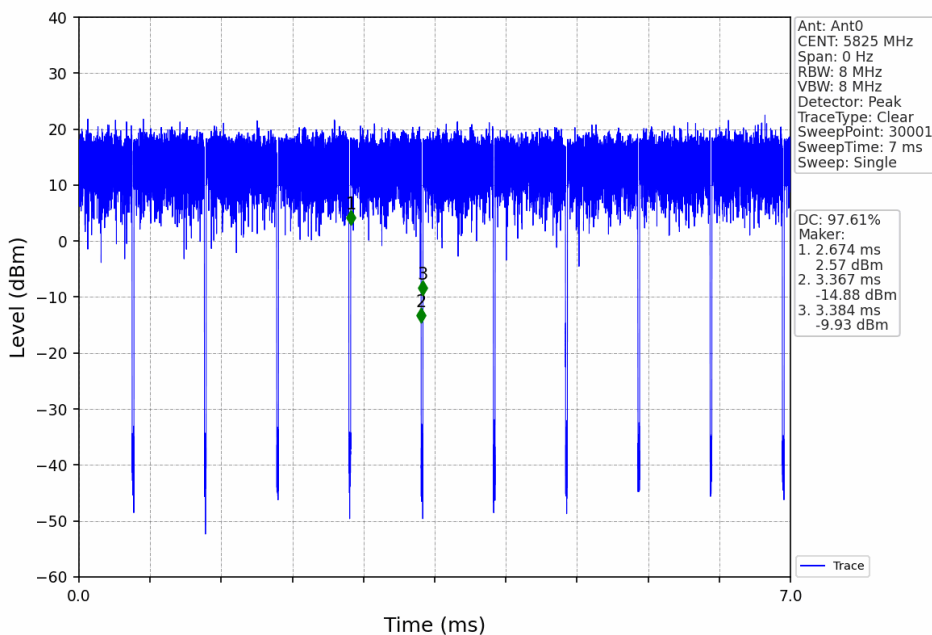
802.11n(HT20)_LCH_5745MHz_Ant0_NTNV



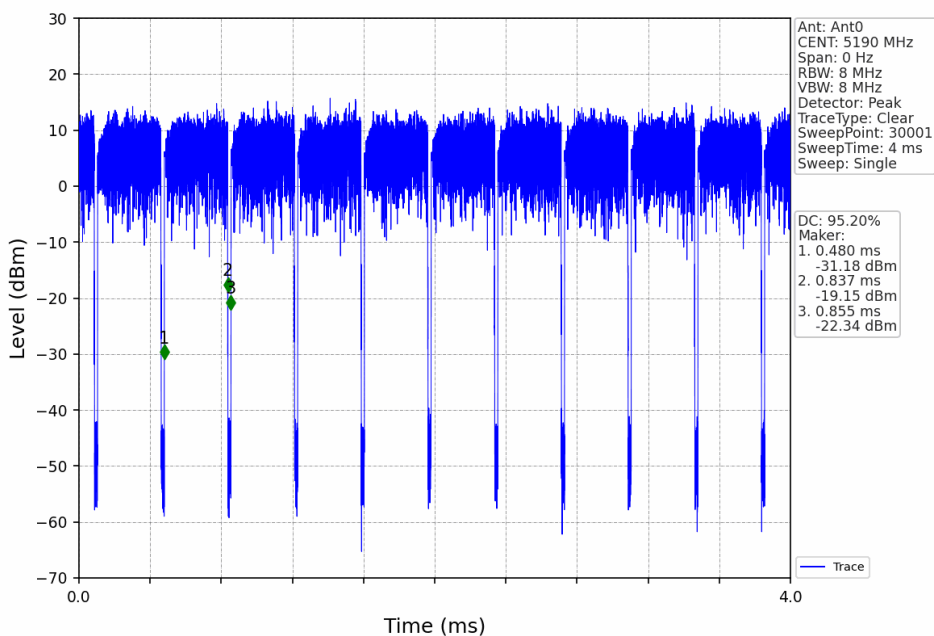
802.11n(HT20)_MCH_5785MHz_Ant0_NTNV



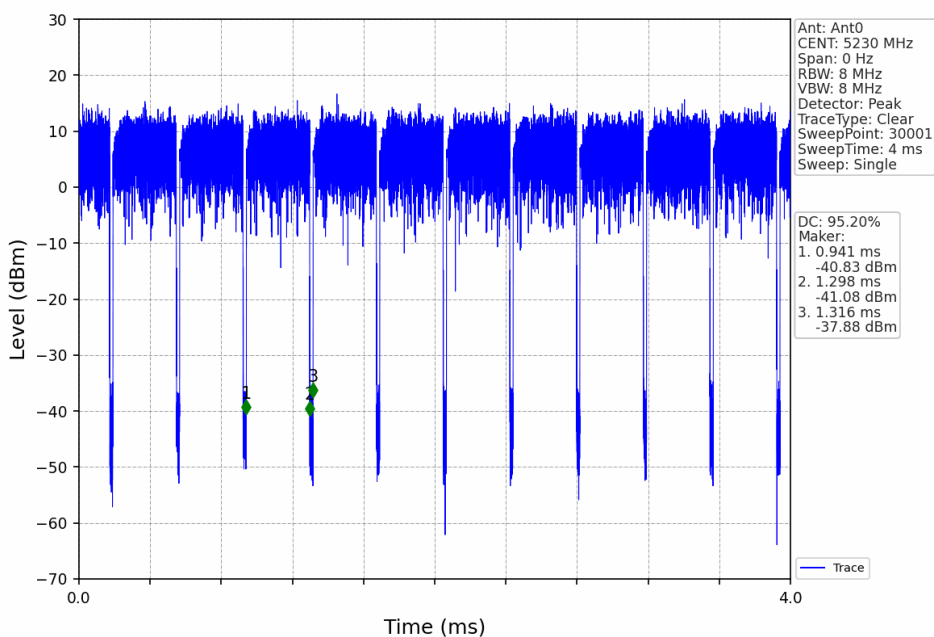
802.11n(HT20)_HCH_5825MHz_Ant0_NTNV



802.11n(HT40)_LCH_5190MHz_Ant0_NTNV



802.11n(HT40)_HCH_5230MHz_Ant0_NTNV



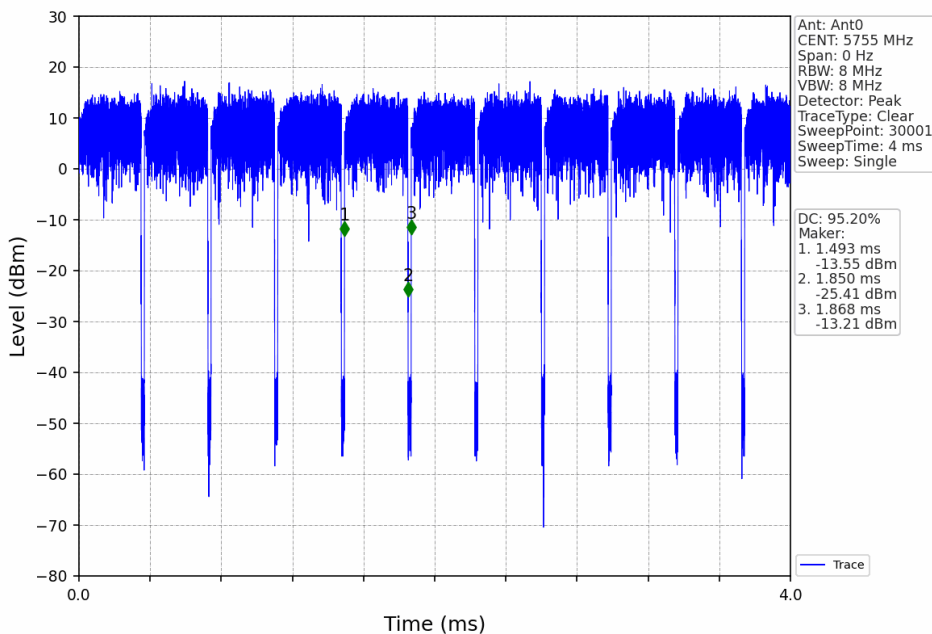
Unless otherwise agreed in writing, this document is issued by the Company subject to its General Conditions of Service printed overleaf, available on request or accessible at <https://www.sgs.com/en/Terms-and-Conditions>. Attention is drawn to the limitation of liability, indemnification and jurisdiction issues defined therein. Any holder of this document is advised that information contained hereon reflects the Company's findings at the time of its intervention only and within the limits of Client's instructions, if any. The Company's sole responsibility is to its Client and this document does not exonerate parties to a transaction from exercising all their rights and obligations under the transaction documents. This document cannot be reproduced except in full, without prior written approval of the Company. Any unauthorized alteration, forgery or falsification of the content or appearance of this document is unlawful and offenders may be prosecuted to the fullest extent of the law. Unless otherwise stated the results shown in this test report refer only to the sample(s) tested and such sample(s) are retained for 30 days only.

Attention: To check the authenticity of testing /inspection report & certificate, please contact us at telephone: (86-755) 8307 1443, or email: CN.Doccheck@sgs.com

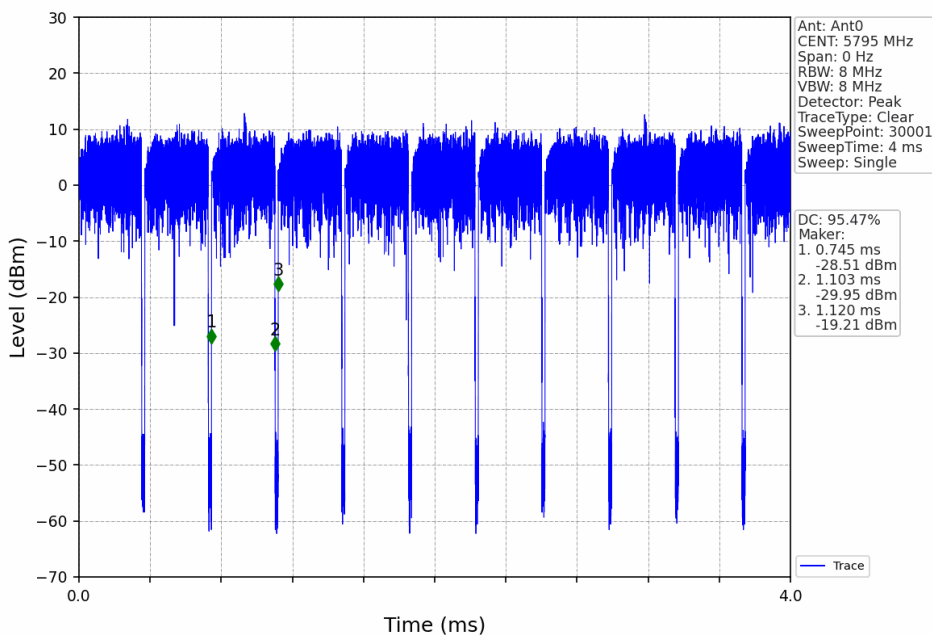
SGS-CSTC Standards Technical Services Co., Ltd.
Shenzhen Branch (Shenzhen) Laboratory

No.1 Workshop, M-10, Middle Section, Science & Technology Park, Nanshan District, Shenzhen, Guangdong, China 518057 t (86-755) 26012053 f (86-755) 26710594 www.sgsgroup.com.cn
中国·广东·深圳市南山区科技园中区M-10栋1号厂房 邮编: 518057 t (86-755) 26012053 f (86-755) 26710594 sgs.china@sgs.com

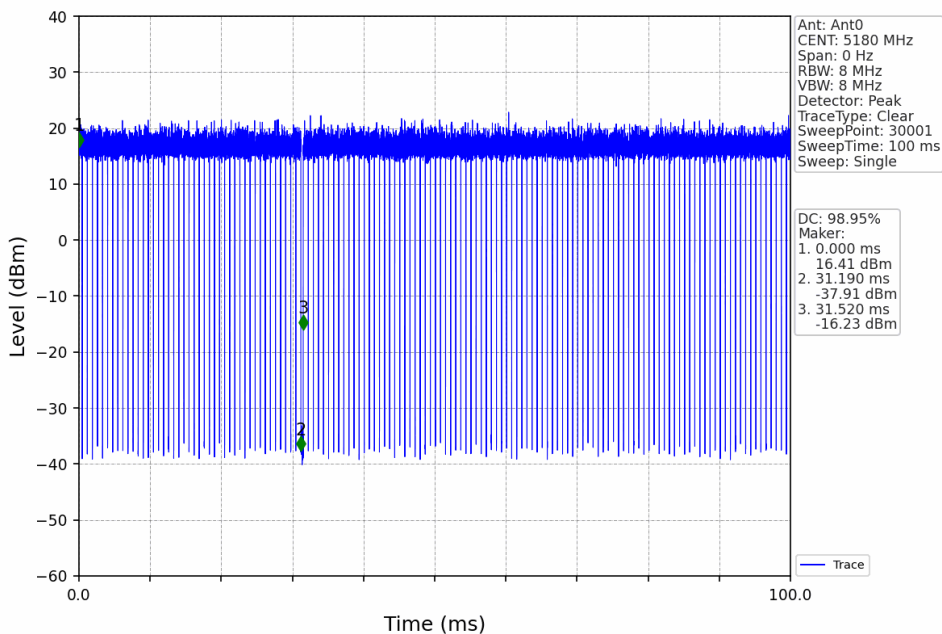
802.11n(HT40)_LCH_5755MHz_Ant0_NTNV



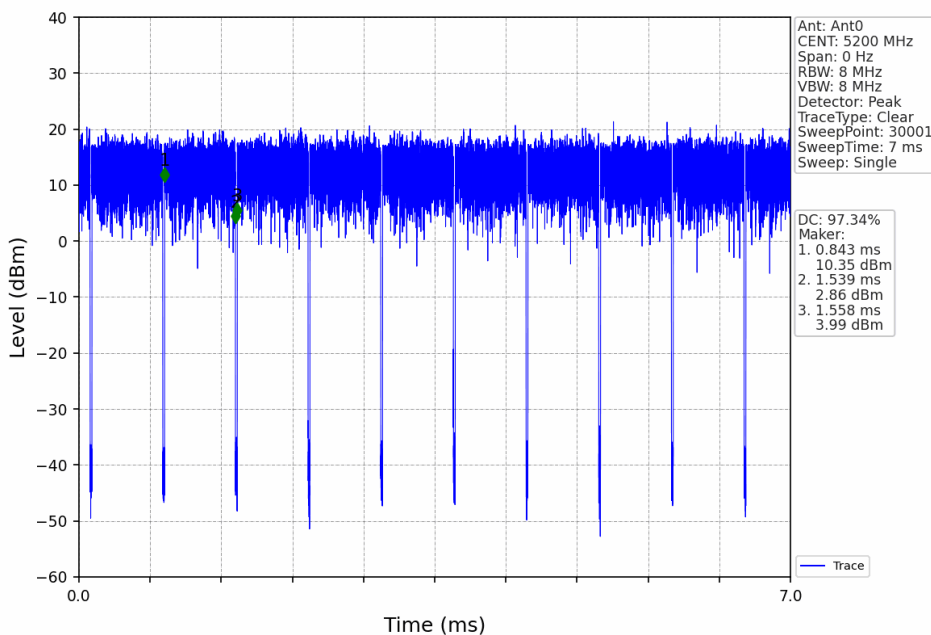
802.11n(HT40)_HCH_5795MHz_Ant0_NTNV



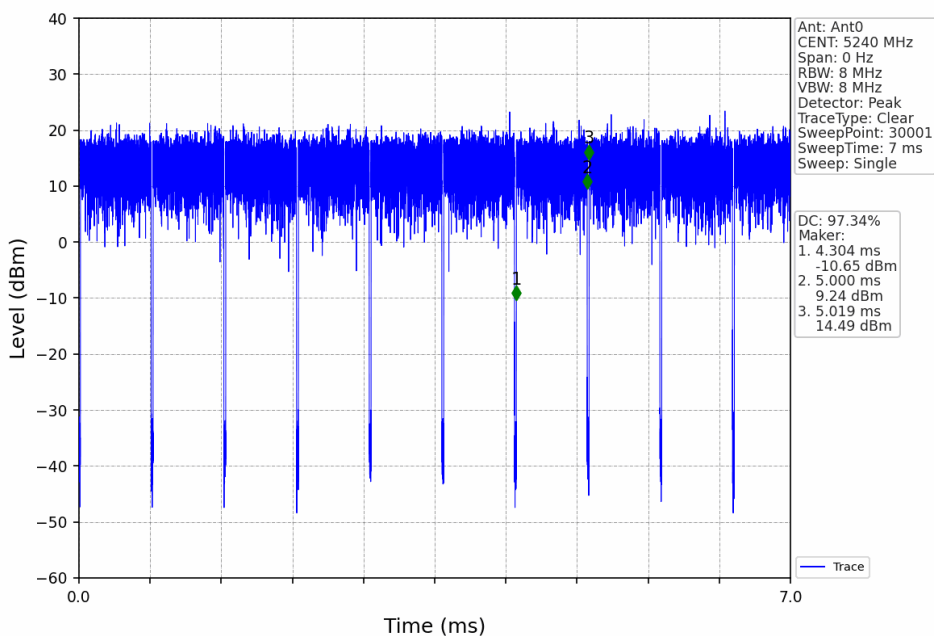
802.11ac(VHT20)_LCH_5180MHz_Ant0_NTNV



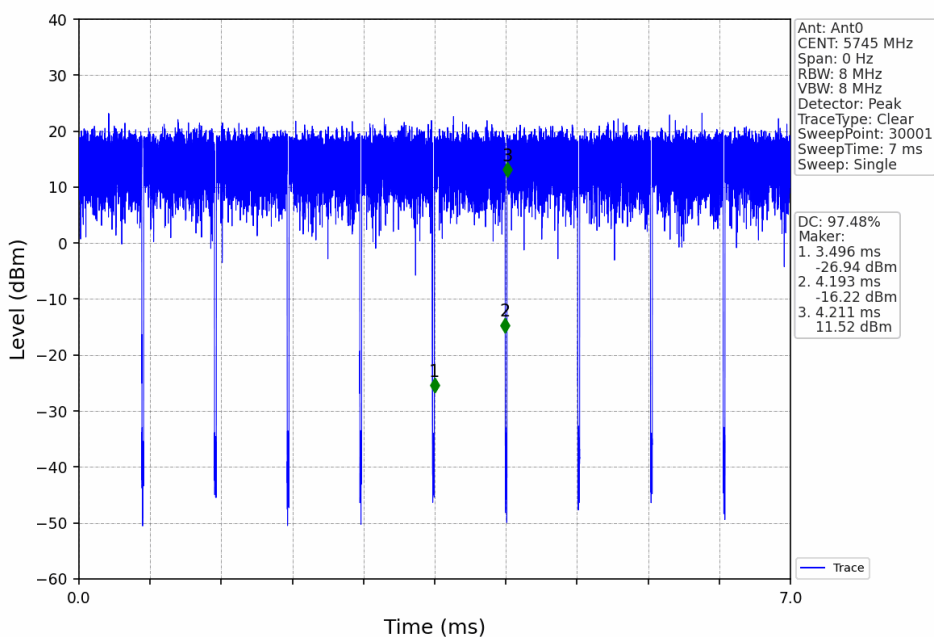
802.11ac(VHT20)_MCH_5200MHz_Ant0_NTNV



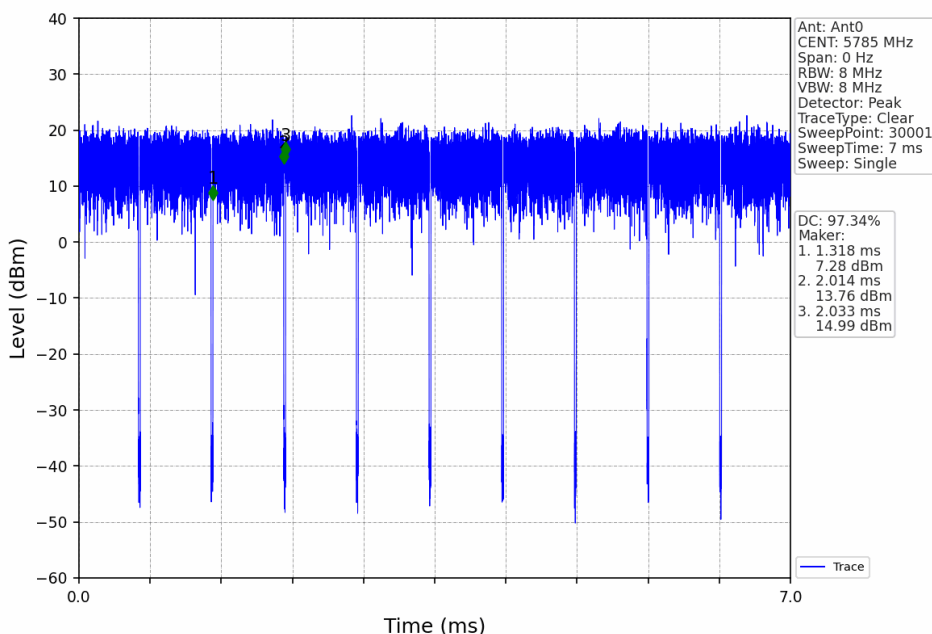
802.11ac(VHT20)_HCH_5240MHz_Ant0_NTNV



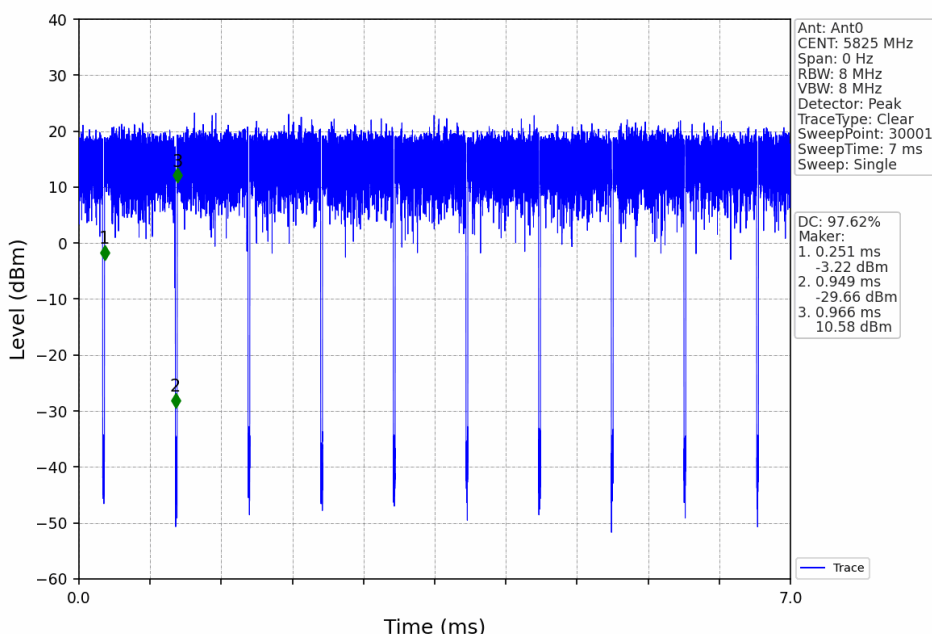
802.11ac(VHT20)_LCH_5745MHz_Ant0_NTNV



802.11ac(VHT20)_MCH_5785MHz_Ant0_NTNV



802.11ac(VHT20)_HCH_5825MHz_Ant0_NTNV



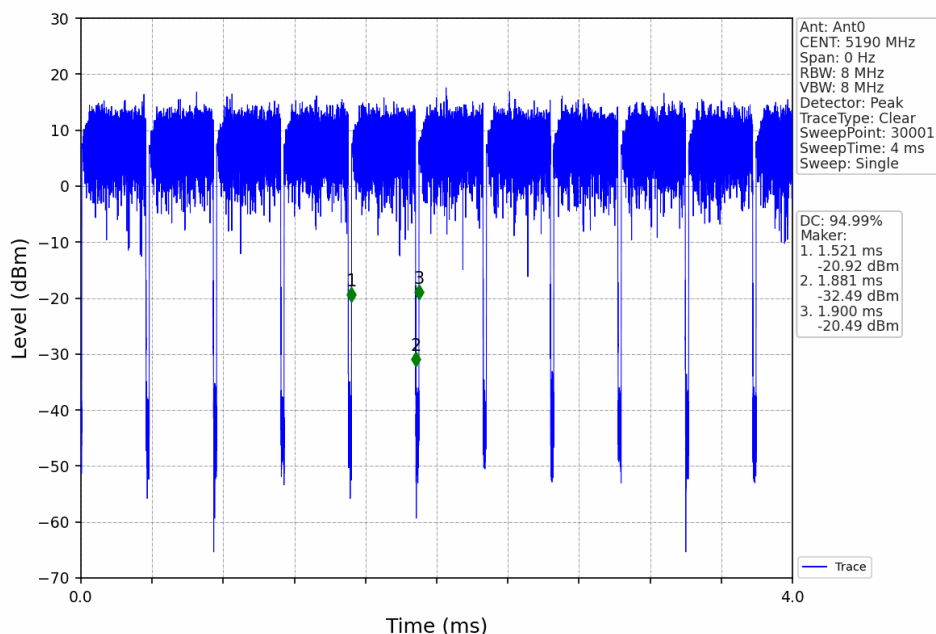
Unless otherwise agreed in writing, this document is issued by the Company subject to its General Conditions of Service printed overleaf, available on request or accessible at <https://www.sgs.com/en/Terms-and-Conditions>. Attention is drawn to the limitation of liability, indemnification and jurisdiction issues defined therein. Any holder of this document is advised that information contained hereon reflects the Company's findings at the time of its intervention only and within the limits of Client's instructions, if any. The Company's sole responsibility is to its Client and this document does not exonerate parties to a transaction from exercising all their rights and obligations under the transaction documents. This document cannot be reproduced except in full, without prior written approval of the Company. Any unauthorized alteration, forgery or falsification of the content or appearance of this document is unlawful and offenders may be prosecuted to the fullest extent of the law. Unless otherwise stated the results shown in this test report refer only to the sample(s) tested and such sample(s) are retained for 30 days only.

Attention: To check the authenticity of testing /inspection report & certificate, please contact us at telephone: (86-755) 8307 1443, or email: CN.Doccheck@sgs.com

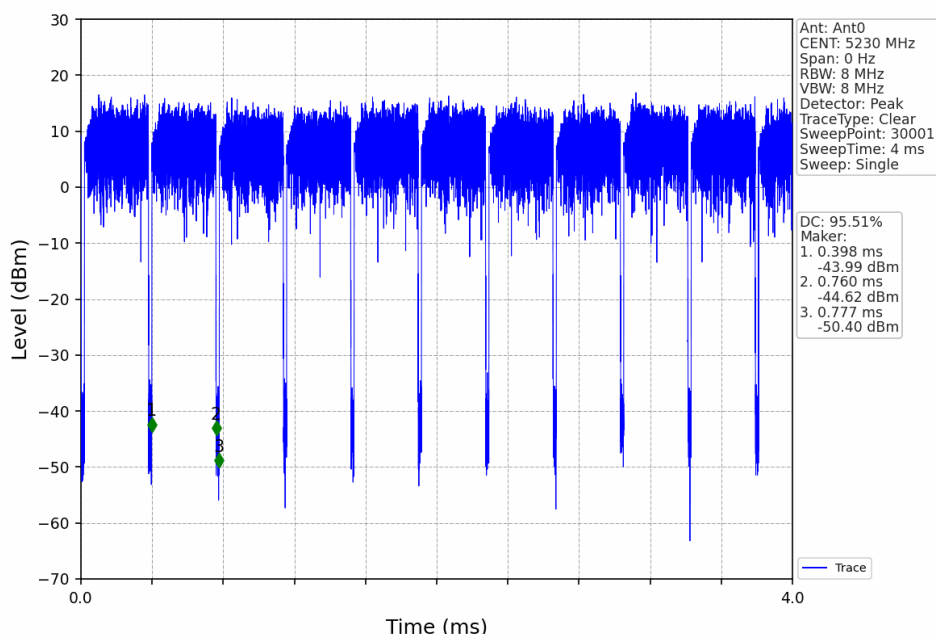
SGS-CSTC Standards Technical Services Co., Ltd.
Shenzhen Branch (Shenzhen) Laboratory

No.1 Workshop, M-10, Middle Section, Science & Technology Park, Nanshan District, Shenzhen, Guangdong, China 518057 t (86-755) 26012053 f (86-755) 26710594 www.sgs.com.cn
中国·广东·深圳市南山区科技园中区M-10栋1号厂房 邮编: 518057 t (86-755) 26012053 f (86-755) 26710594 sgs.china@sgs.com

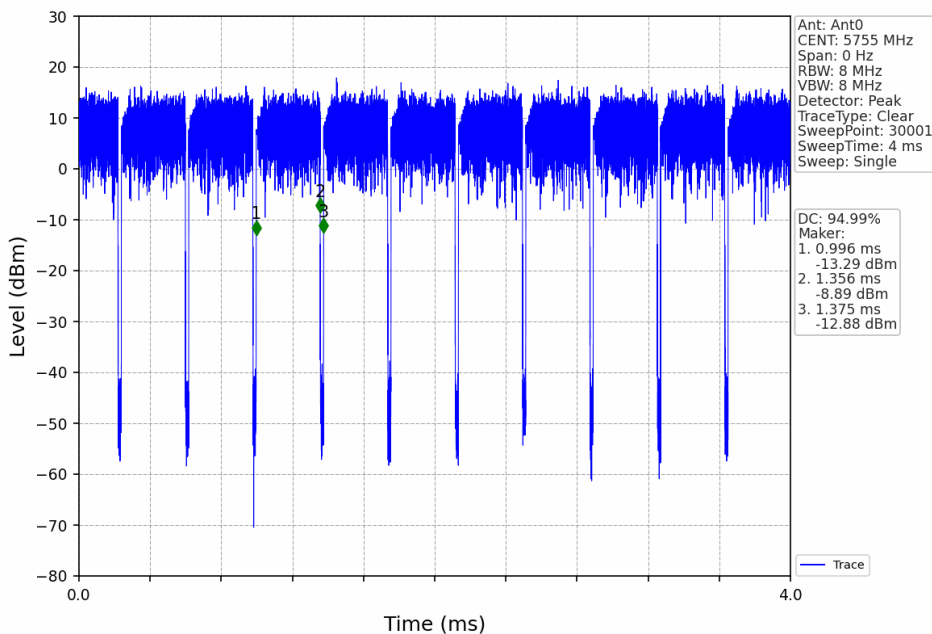
802.11ac(VHT40)_LCH_5190MHz_Ant0_NTNV



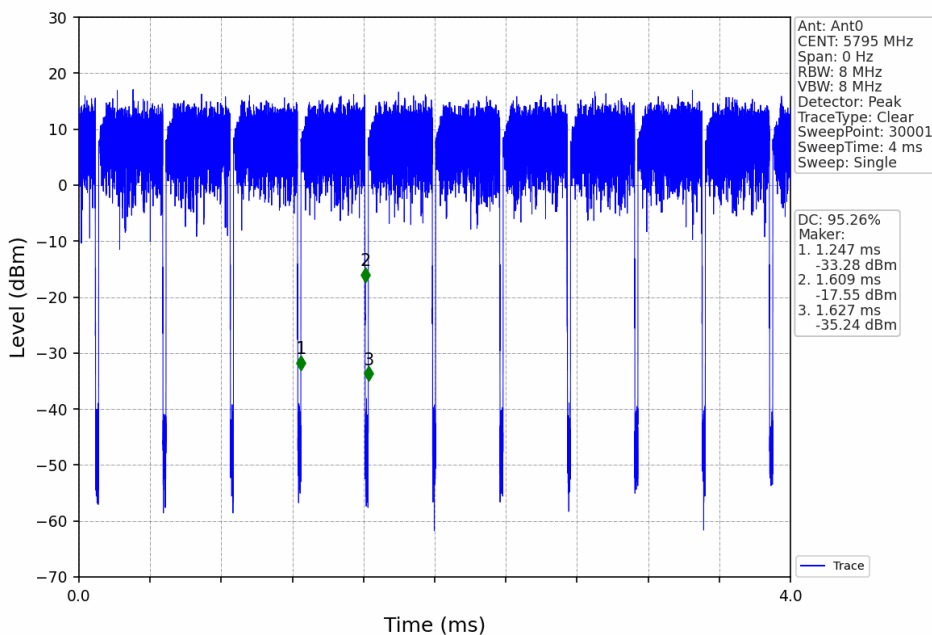
802.11ac(VHT40)_HCH_5230MHz_Ant0_NTNV



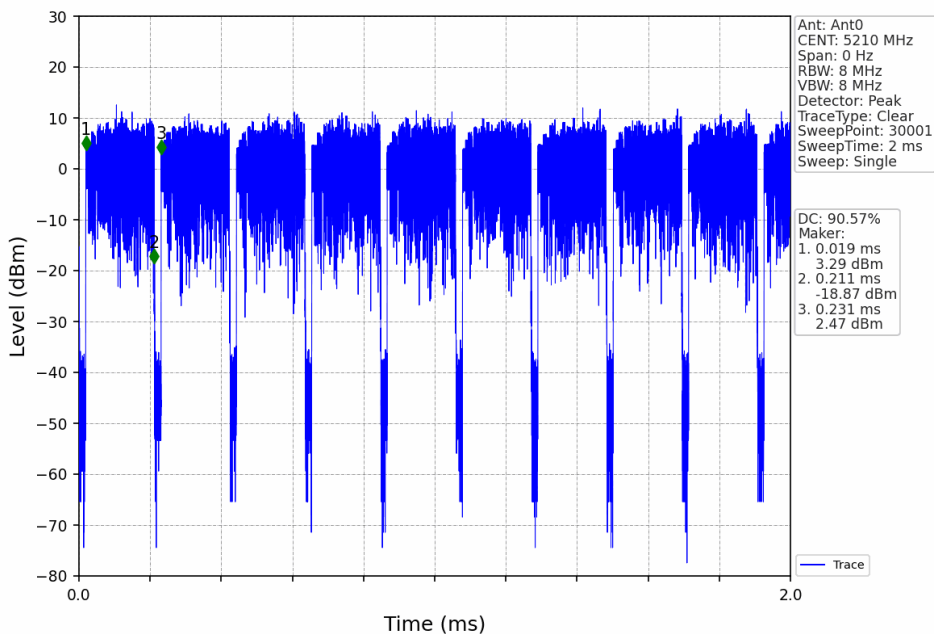
802.11ac(VHT40)_LCH_5755MHz_Ant0_NTNV



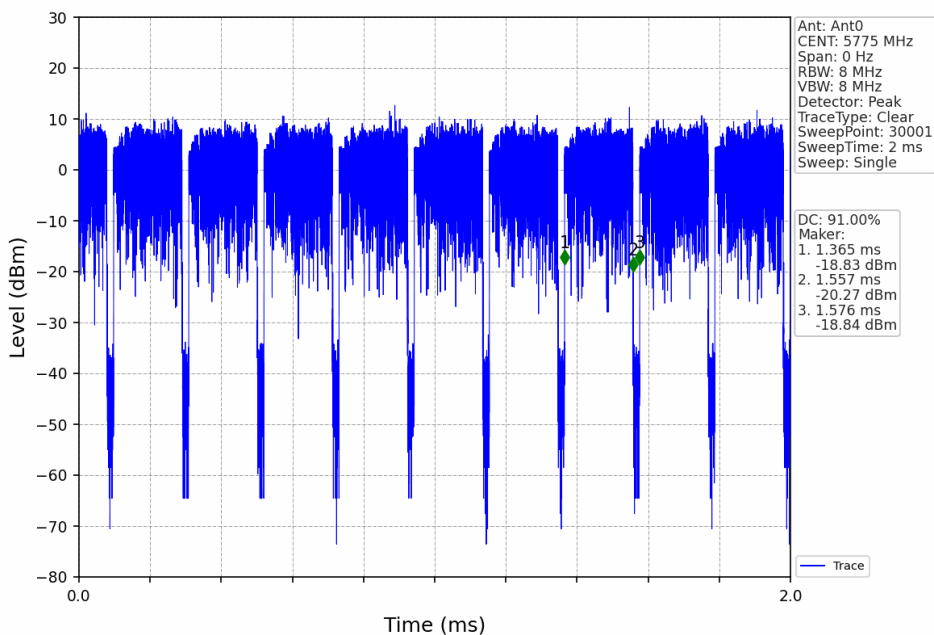
802.11ac(VHT40)_HCH_5795MHz_Ant0_NTNV



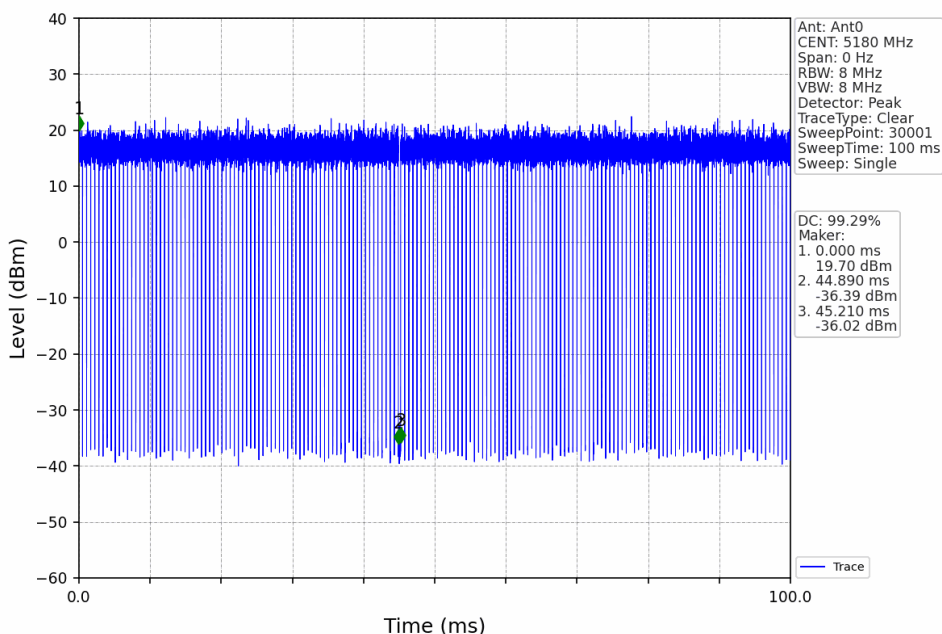
802.11ac(VHT80)_MCH_5210MHz_Ant0_NTNV



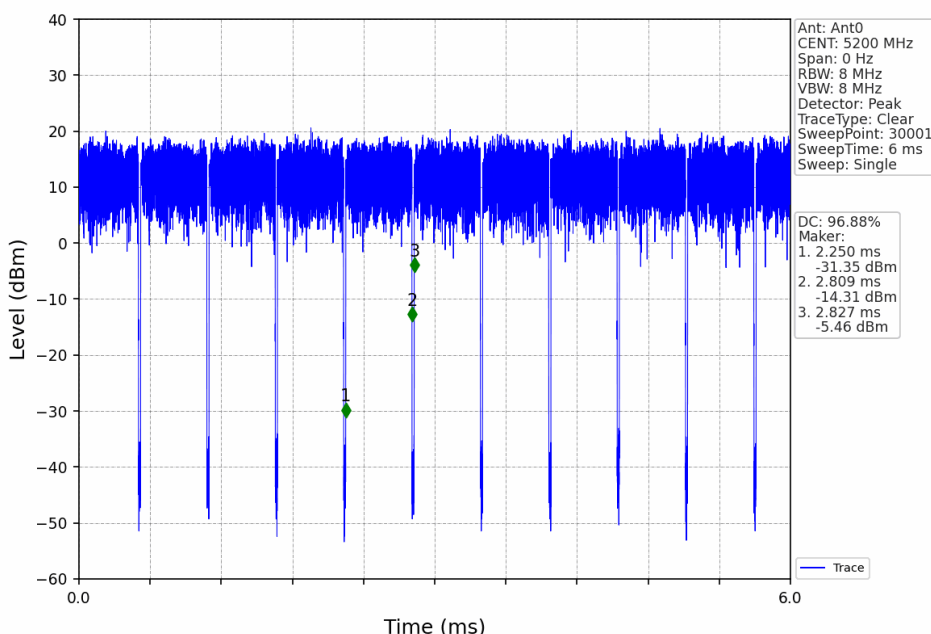
802.11ac(VHT80)_MCH_5775MHz_Ant0_NTNV



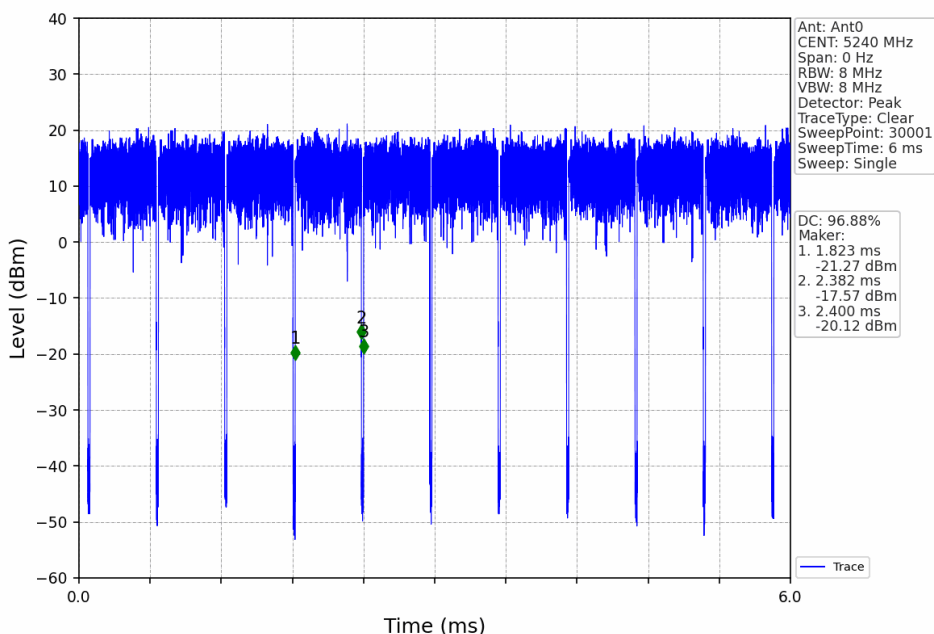
802.11ax(HEW20)_LCH_5180MHz_RU242_Left_Ant0_NTNV



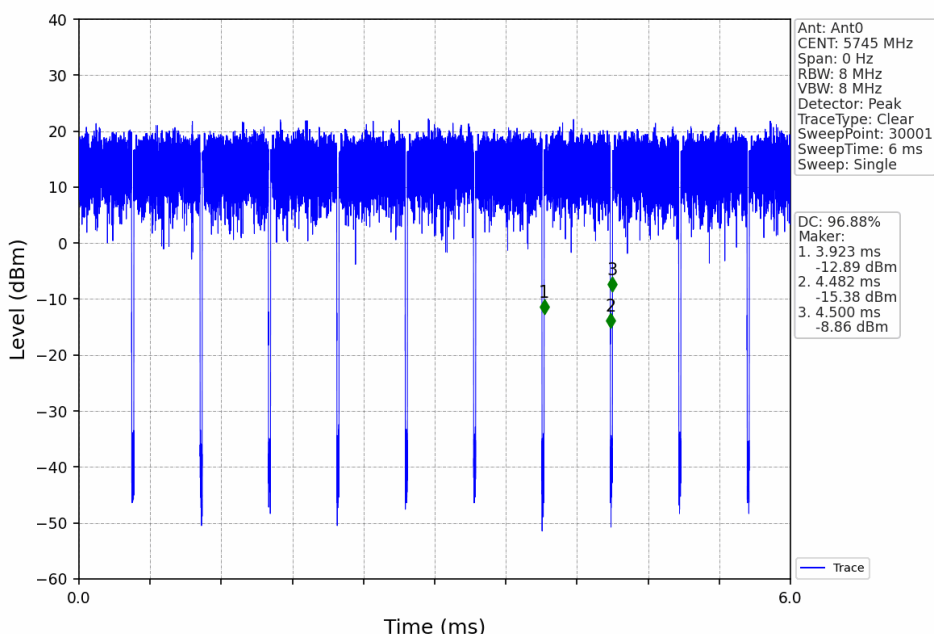
802.11ax(HEW20)_MCH_5200MHz_RU242_Left_Ant0_NTNV



802.11ax(HEW20)_HCH_5240MHz_RU242_Left_Ant0_NTNV



802.11ax(HEW20)_LCH_5745MHz_RU242_Left_Ant0_NTNV



Unless otherwise agreed in writing, this document is issued by the Company subject to its General Conditions of Service printed overleaf, available on request or accessible at <https://www.sgs.com/en/Terms-and-Conditions>. Attention is drawn to the limitation of liability, indemnification and jurisdiction issues defined therein. Any holder of this document is advised that information contained hereon reflects the Company's findings at the time of its intervention only and within the limits of Client's instructions, if any. The Company's sole responsibility is to its Client and this document does not exonerate parties to a transaction from exercising all their rights and obligations under the transaction documents. This document cannot be reproduced except in full, without prior written approval of the Company. Any unauthorized alteration, forgery or falsification of the content or appearance of this document is unlawful and offenders may be prosecuted to the fullest extent of the law. Unless otherwise stated the results shown in this test report refer only to the sample(s) tested and such sample(s) are retained for 30 days only.

Attention: To check the authenticity of testing /inspection report & certificate, please contact us at telephone: (86-755) 8307 1443, or email: CN.Doccheck@sgs.com

SGS-CSTC Standards Technical Services Co., Ltd.
Shenzhen Branch (Shenzhen) Laboratory

No.1 Workshop, M-10, Middle Section, Science & Technology Park, Nanshan District, Shenzhen, Guangdong, China 518057 t (86-755) 26012053 f (86-755) 26710594 www.sgsgroup.com.cn
中国·广东·深圳市南山区科技园中区M-10栋1号厂房 邮编: 518057 t (86-755) 26012053 f (86-755) 26710594 sgs.china@sgs.com