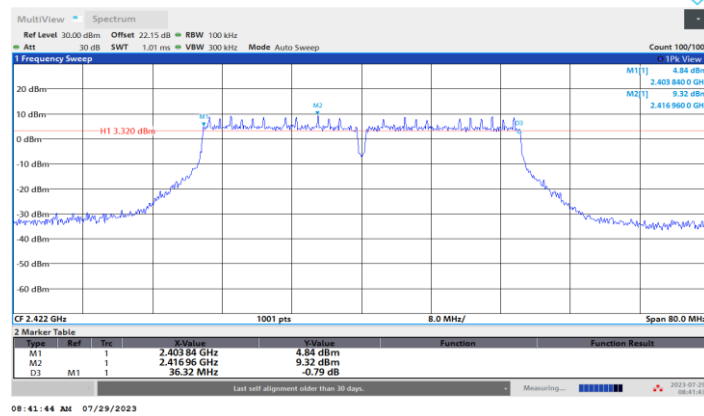
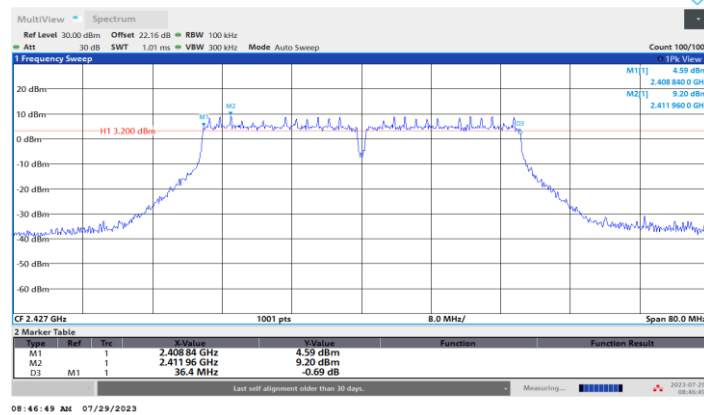


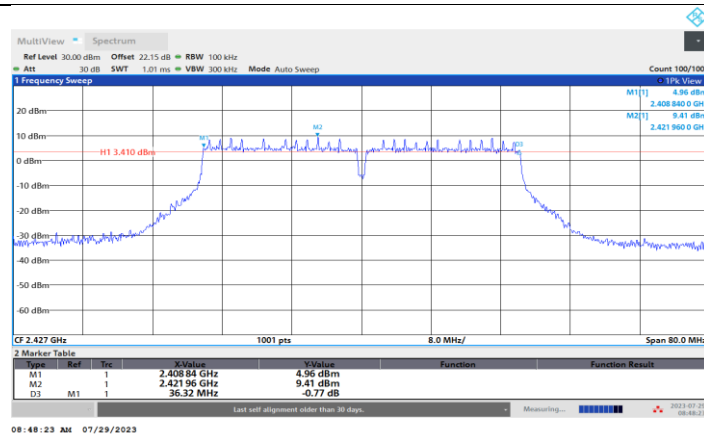
11N40MIMO_Ant1_2422



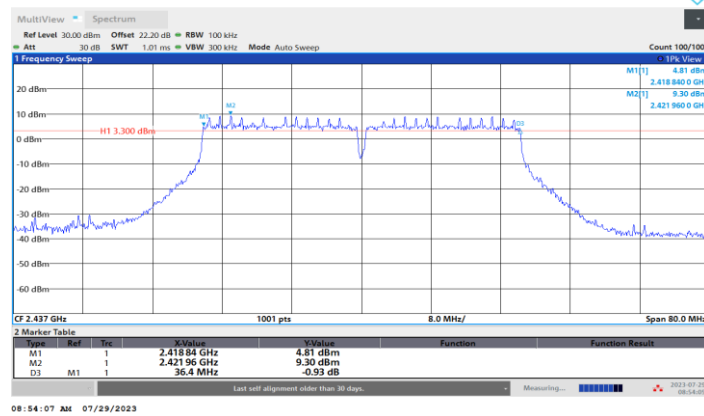
11N40MIMO_Ant2_2422



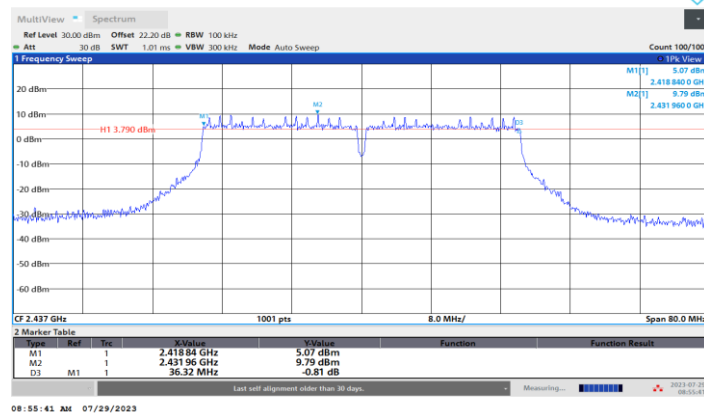
11N40MIMO_Ant1_2427



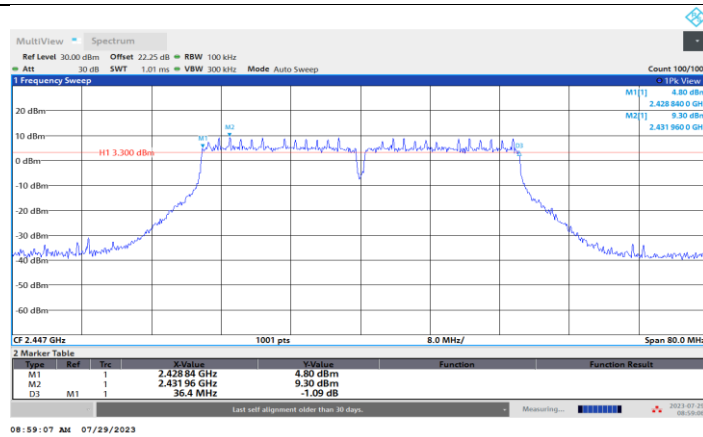
11N40MIMO_Ant2_2427



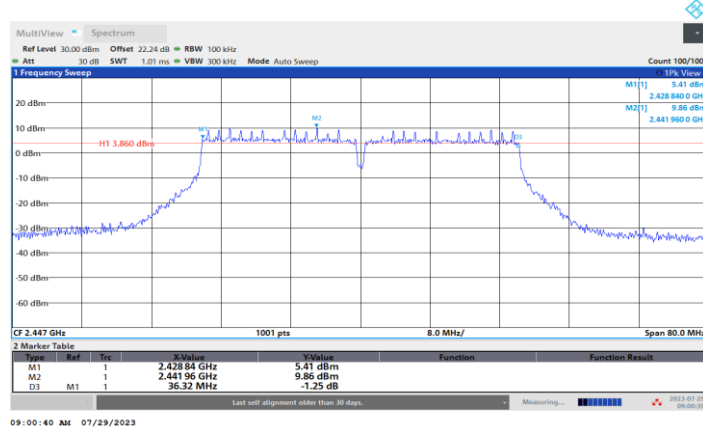
11N40MIMO_Ant1_2437



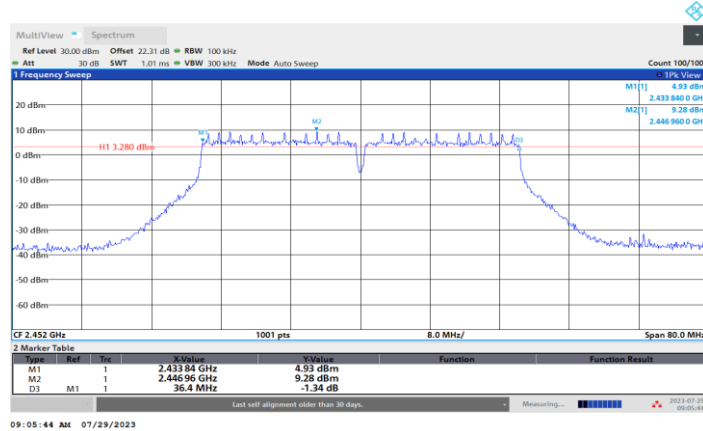
11N40MIMO_Ant2_2437



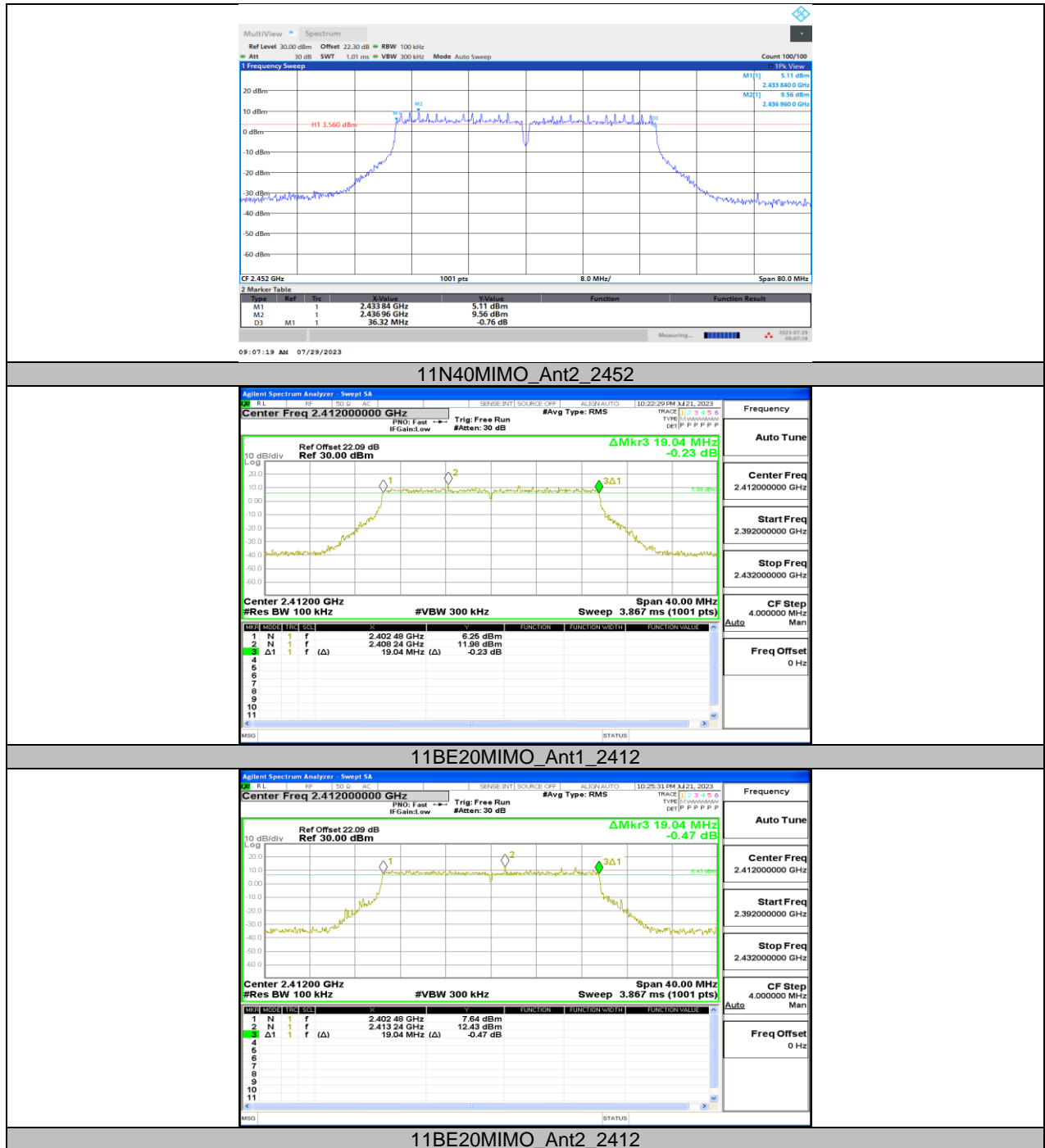
11N40MIMO_Ant1_2447

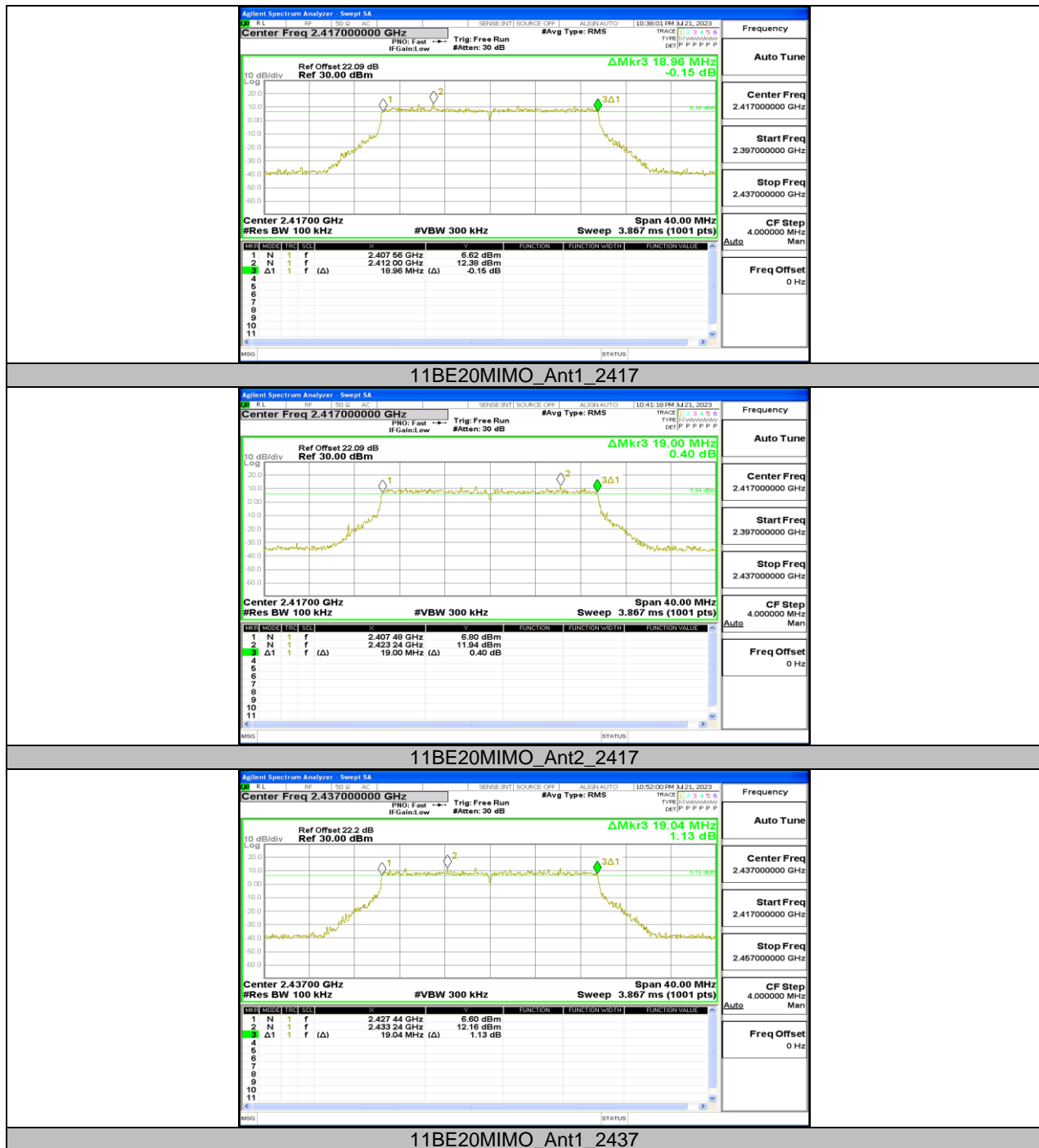


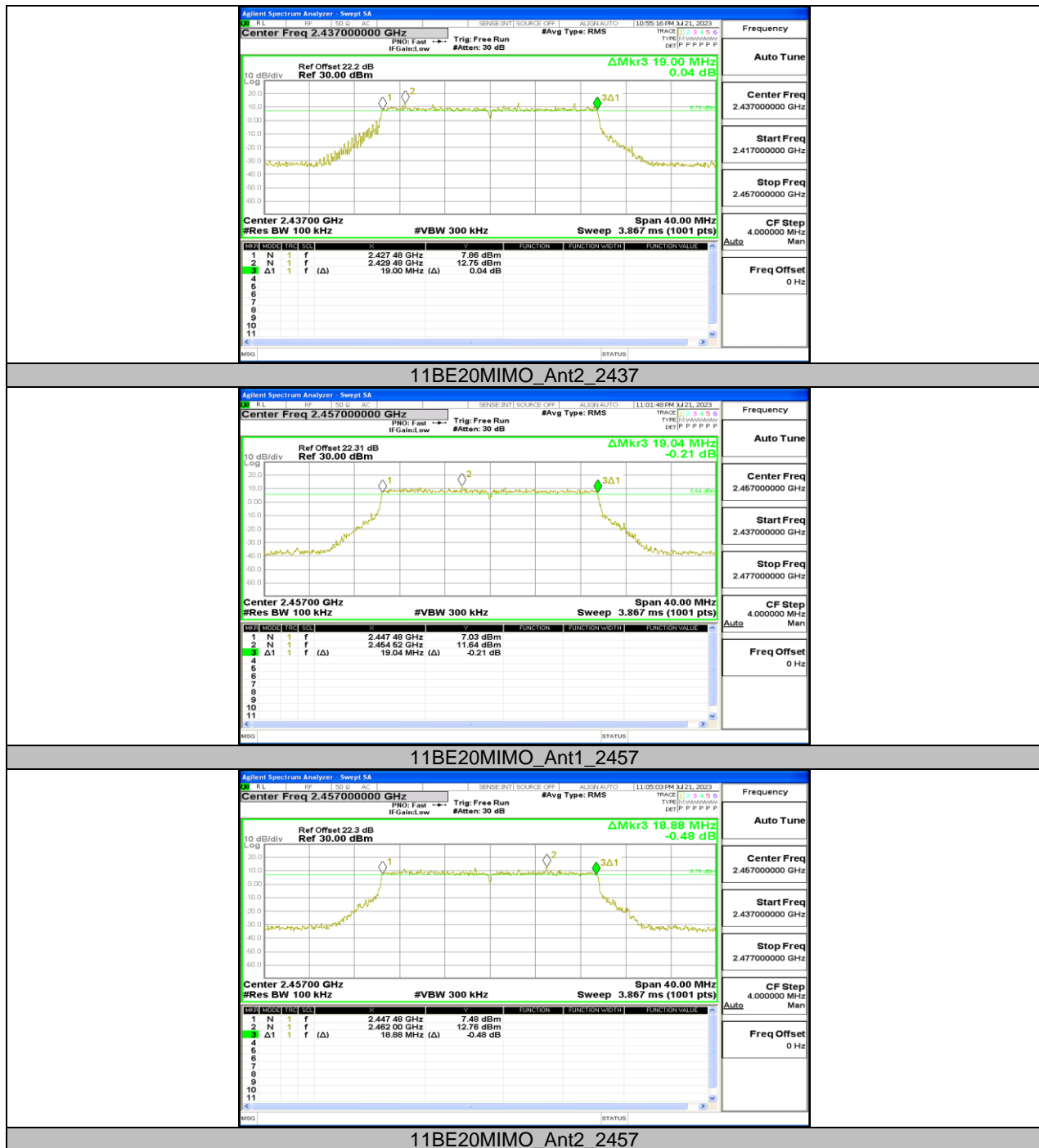
11N40MIMO_Ant2_2447



11N40MIMO_Ant1_2452
















11.2. APPENDIX B: OCCUPIED CHANNEL BANDWIDTH

11.2.1. Test Result

Test Mode	Antenna	Frequency[MHz]	OCB [MHz]	FL[MHz]	FH[MHz]	Verdict
11B-CDD	Ant1	2412	16.182	2403.8929	2420.0749	PASS
	Ant2	2412	16.172	2403.8876	2420.0596	PASS
	Ant1	2417	16.178	2408.8904	2425.0684	PASS
	Ant2	2417	16.169	2408.8830	2425.0520	PASS
	Ant1	2437	16.178	2428.8911	2445.0691	PASS
	Ant2	2437	16.174	2428.8836	2445.0576	PASS
	Ant1	2457	16.184	2448.8760	2465.0600	PASS
	Ant2	2457	16.175	2448.8689	2465.0439	PASS
11G-CDD	Ant1	2462	16.199	2453.8681	2470.0671	PASS
	Ant2	2462	16.193	2453.8640	2470.0570	PASS
	Ant1	2412	17.225	2403.3566	2420.5816	PASS
	Ant2	2412	17.147	2403.3927	2420.5397	PASS
	Ant1	2417	17.251	2408.2875	2425.5385	PASS
	Ant2	2417	17.070	2408.4766	2425.5466	PASS
	Ant1	2437	17.210	2428.3116	2445.5216	PASS
	Ant2	2437	17.150	2428.3848	2445.5348	PASS
11N20MIMO	Ant1	2457	17.202	2448.3564	2465.5584	PASS
	Ant2	2457	17.153	2448.3506	2465.5036	PASS
	Ant1	2462	17.230	2453.2915	2470.5215	PASS
	Ant2	2462	17.082	2453.4010	2470.4830	PASS
	Ant1	2412	18.62	2402.6404	2421.2601	PASS
	Ant2	2412	18.446	2402.7392	2421.1855	PASS
	Ant1	2417	18.592	2407.6529	2426.2446	PASS
	Ant2	2417	18.461	2407.7172	2426.1786	PASS
11N40MIMO	Ant1	2437	18.566	2427.6603	2446.2264	PASS
	Ant2	2437	18.406	2427.7555	2446.1613	PASS
	Ant1	2457	18.632	2447.6151	2466.2474	PASS
	Ant2	2457	18.445	2447.7209	2466.1658	PASS
	Ant1	2462	18.638	2452.6112	2471.2488	PASS
	Ant2	2462	18.438	2452.7325	2471.1708	PASS
	Ant1	2422	37.603	2403.1226	2440.7257	PASS
	Ant2	2422	37.313	2403.3450	2440.6583	PASS
11BE20MIMO	Ant1	2427	37.599	2408.1248	2445.7235	PASS
	Ant2	2427	37.257	2408.3514	2445.6080	PASS
	Ant1	2437	37.63	2418.1323	2455.7621	PASS
	Ant2	2437	37.263	2418.3459	2455.6086	PASS
	Ant1	2447	37.609	2428.1004	2465.7096	PASS
	Ant2	2447	37.265	2428.3603	2465.6254	PASS
	Ant1	2452	37.651	2433.0614	2470.7122	PASS
	Ant2	2452	37.289	2433.3347	2470.6240	PASS
11BE40MIMO	Ant1	2412	19.236	2402.3826	2421.6186	PASS
	Ant2	2412	19.230	2402.3752	2421.6052	PASS
	Ant1	2417	19.159	2407.4118	2426.5708	PASS
	Ant2	2417	19.236	2407.3848	2426.6208	PASS
	Ant1	2437	19.226	2427.3581	2446.5841	PASS
	Ant2	2437	19.296	2427.3348	2446.6308	PASS
	Ant1	2457	19.185	2447.3744	2466.5594	PASS
	Ant2	2457	19.190	2447.3892	2466.5792	PASS
11BE40MIMO	Ant1	2462	19.218	2452.3845	2471.6025	PASS
	Ant2	2462	19.445	2452.2429	2471.6879	PASS
	Ant1	2422	38.267	2402.8293	2441.0963	PASS
	Ant2	2422	38.197	2402.8730	2441.0700	PASS
	Ant1	2427	38.135	2407.9543	2446.0893	PASS
	Ant2	2427	38.176	2407.8324	2446.0084	PASS
11BE40MIMO	Ant1	2437	38.160	2417.8951	2456.0551	PASS
	Ant2	2437	38.224	2417.8585	2456.0825	PASS

	Ant1	2447	38.180	2427.8756	2466.0556	PASS
	Ant2	2447	38.269	2427.8131	2466.0821	PASS
	Ant1	2452	38.182	2432.8986	2471.0806	PASS
	Ant2	2452	38.188	2432.8670	2471.0550	PASS

11.2.2. Test Graphs



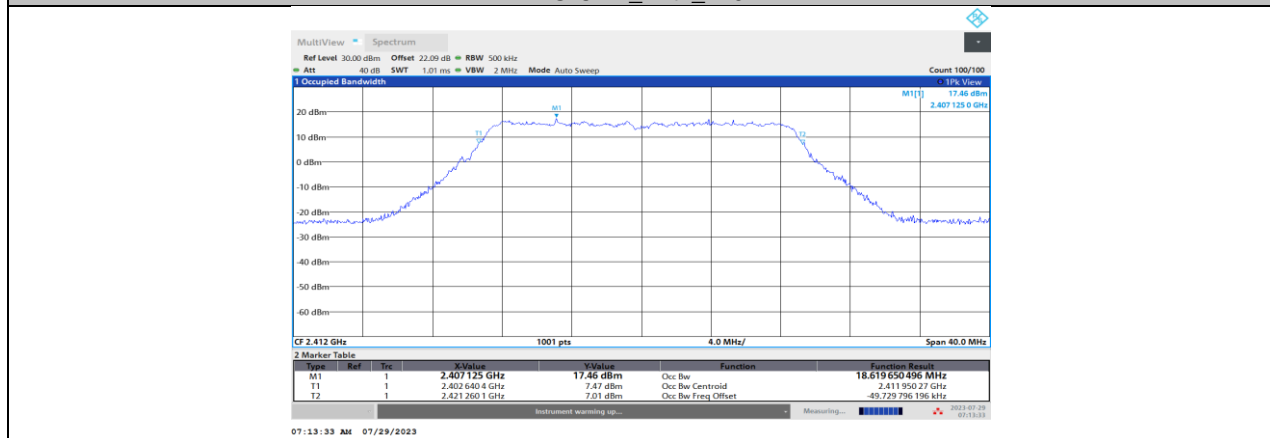
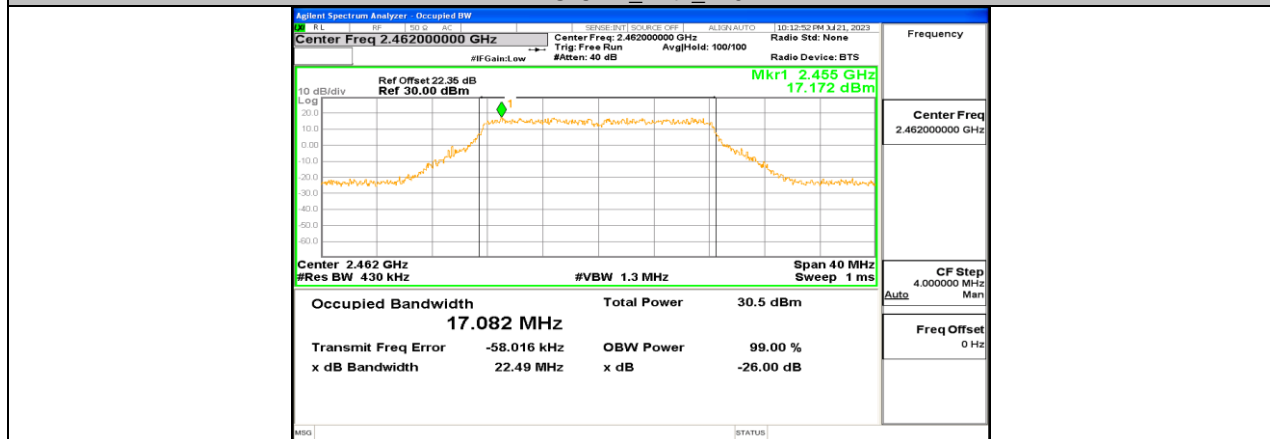
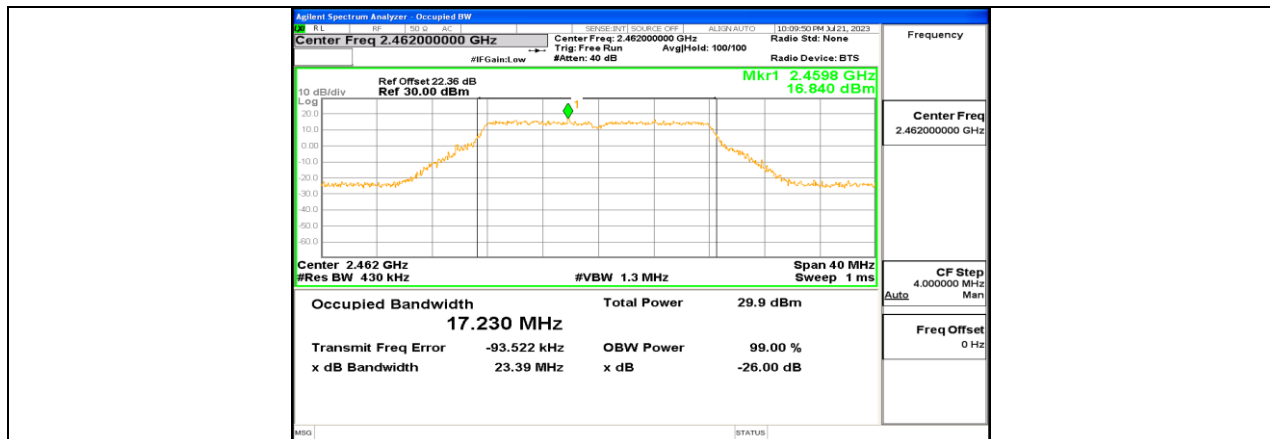


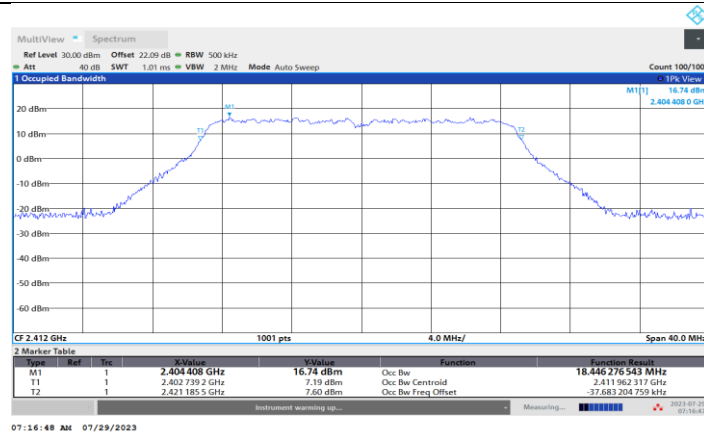




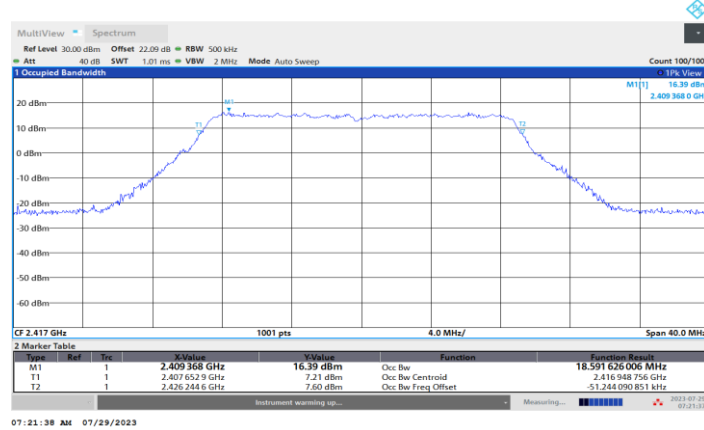




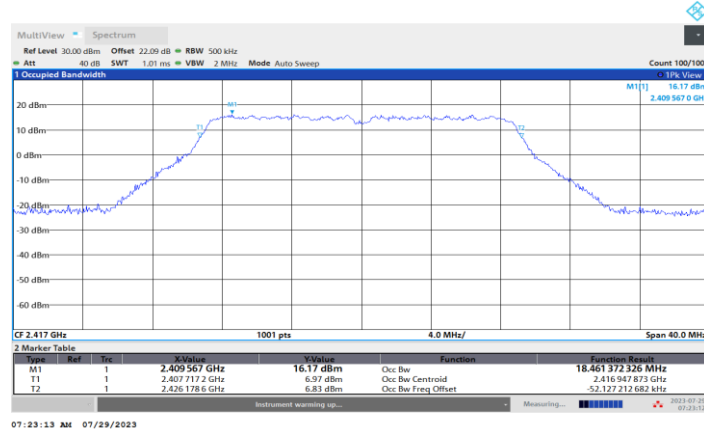




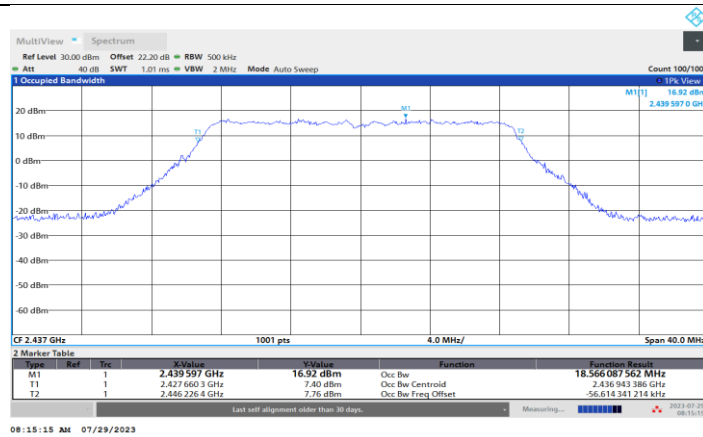
11N20MIMO_Ant2_2412



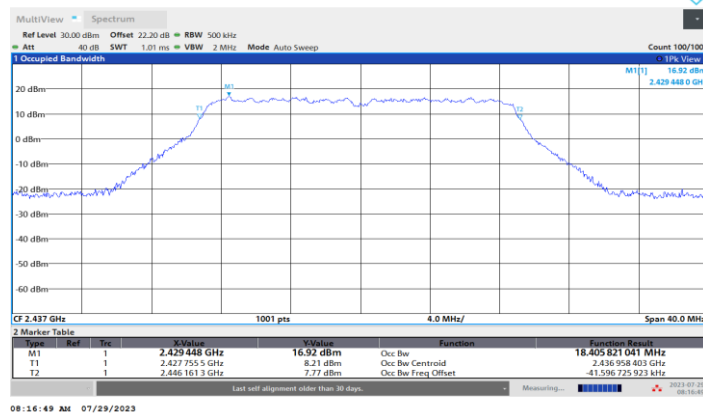
11N20MIMO_Ant1_2417



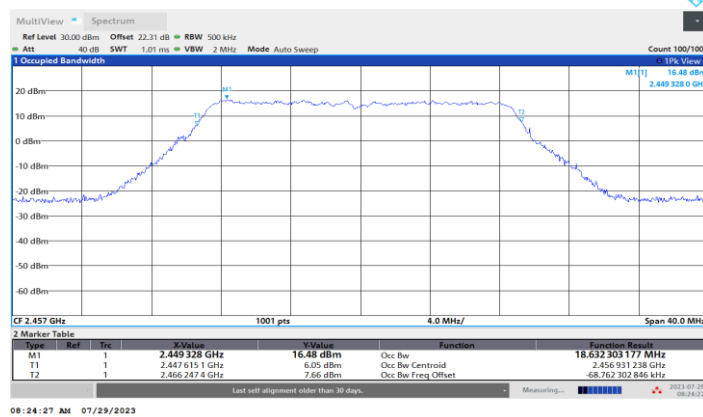
11N20MIMO_Ant2_2417



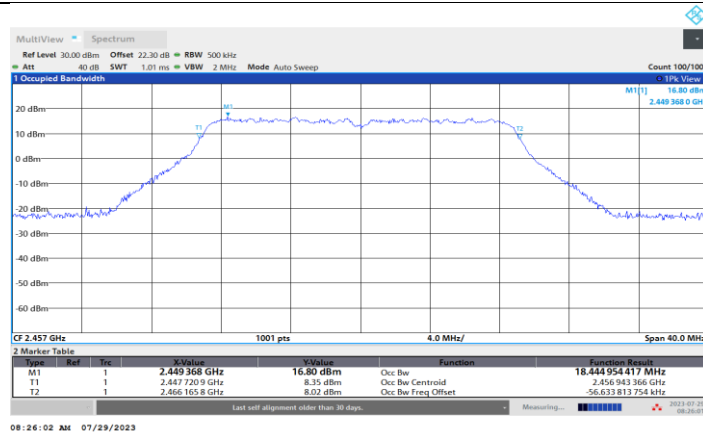
11N20MIMO_Ant1_2437



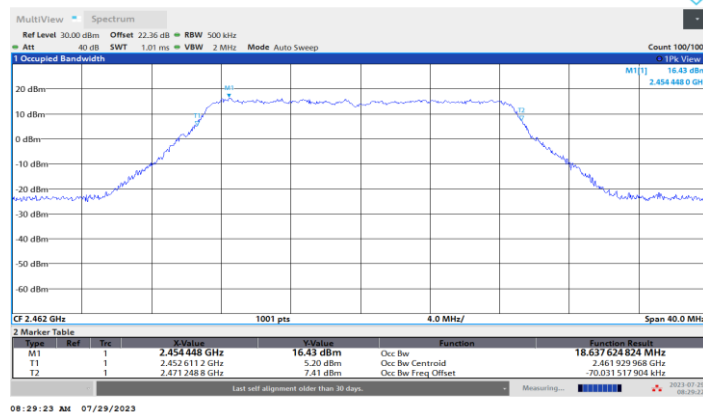
11N20MIMO_Ant2_2437



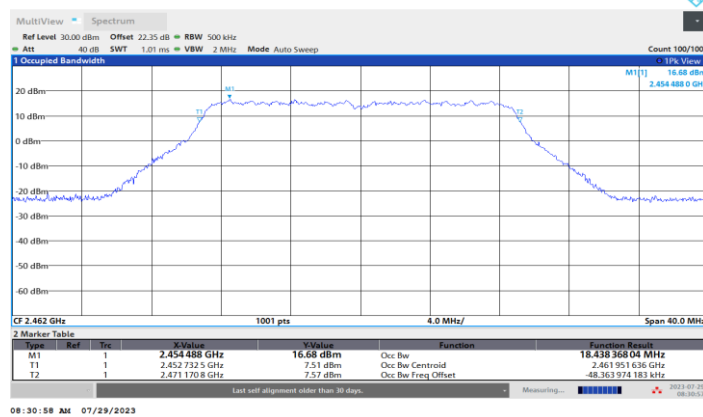
11N20MIMO_Ant1_2457



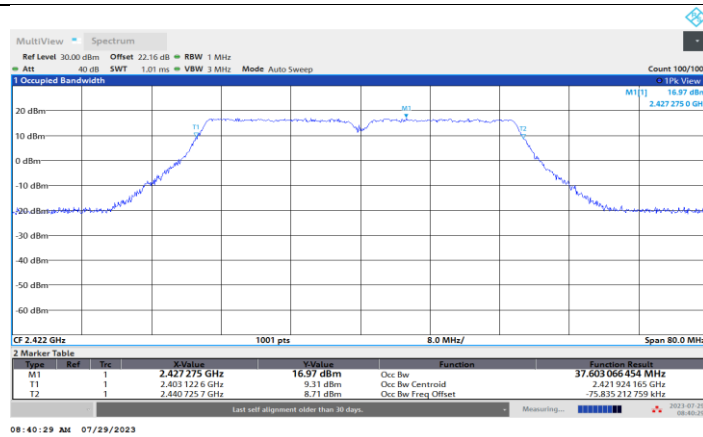
11N20MIMO_Ant2_2457



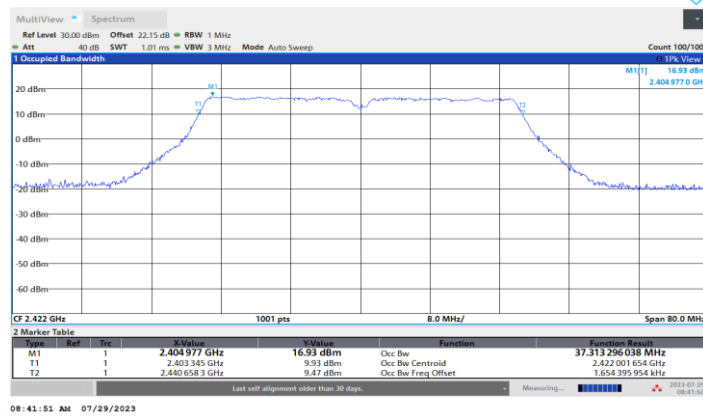
11N20MIMO_Ant1_2462



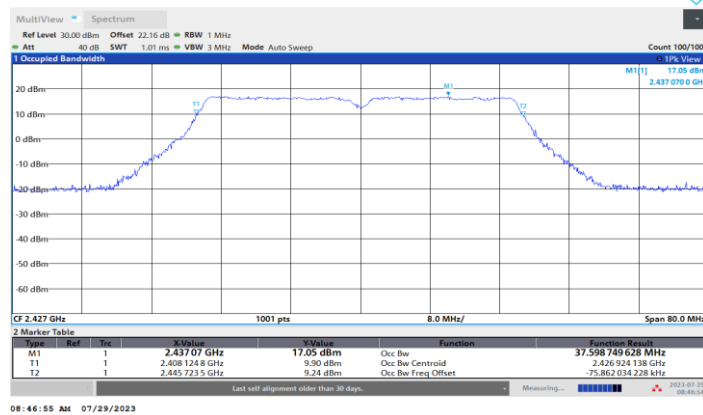
11N20MIMO_Ant2_2462



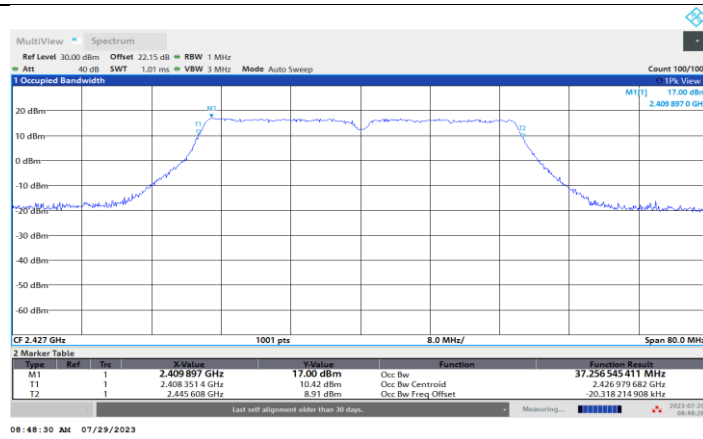
11N40MIMO_Ant1_2422



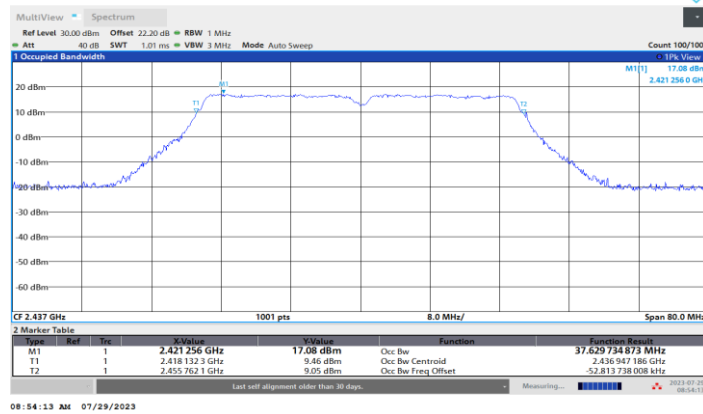
11N40MIMO_Ant2_2422



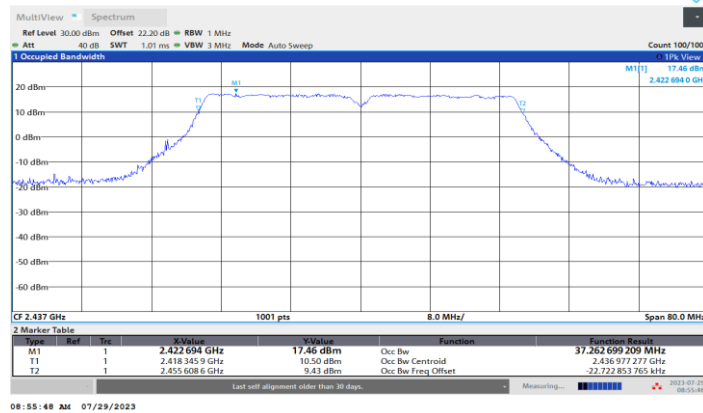
11N40MIMO_Ant1_2427



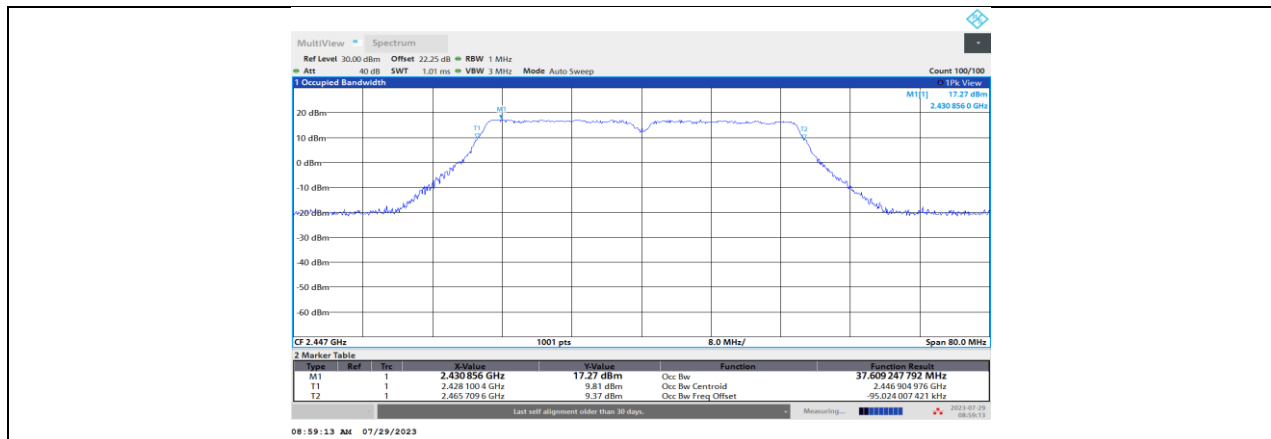
11N40MIMO_Ant2_2427



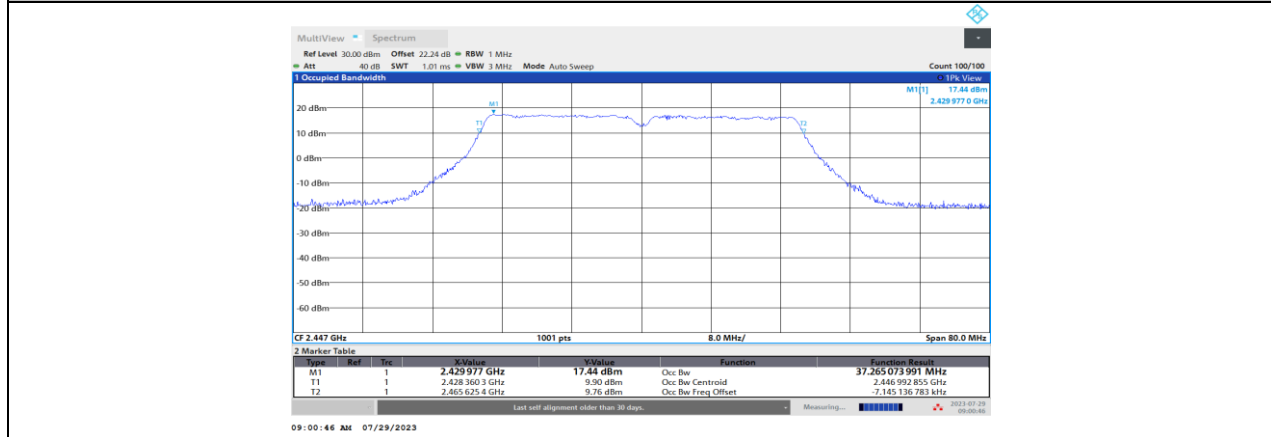
11N40MIMO_Ant1_2437



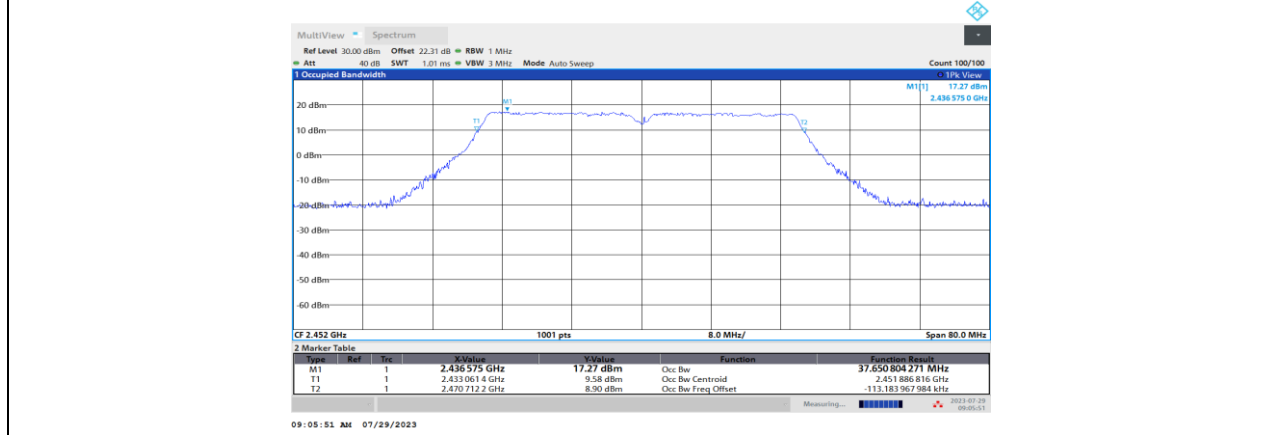
11N40MIMO_Ant2_2437



11N40MIMO_Ant1_2447



11N40MIMO_Ant2_2447



11N40MIMO_Ant1_2452



