6 dB Bandwidth Plot on Configuration IEEE 802.11ac MCS0/Nss1 VHT40 / Chain 1 / 5755 MHz

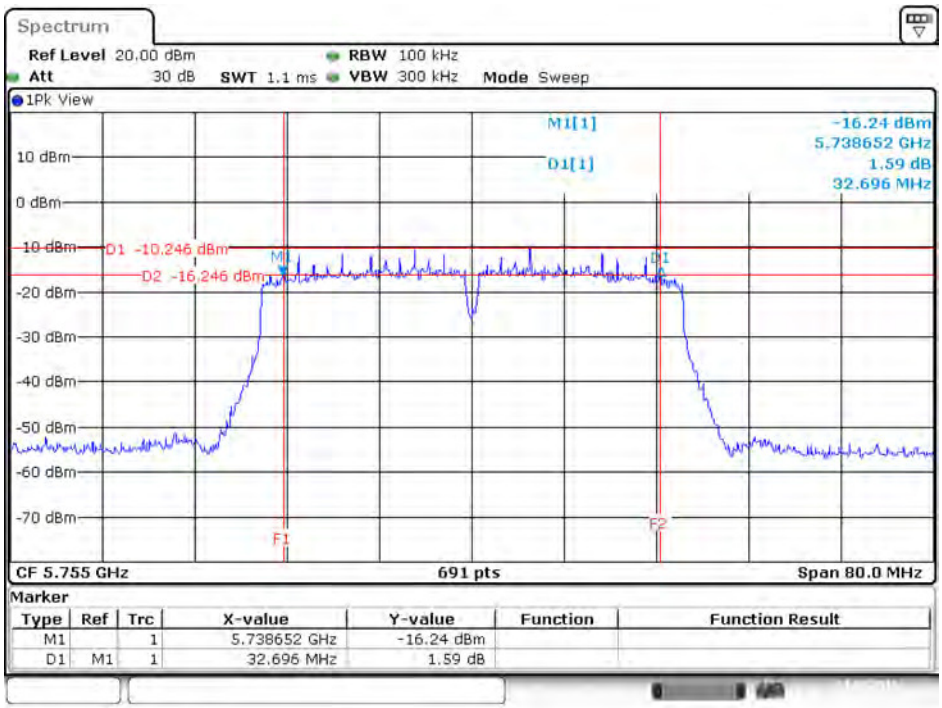

Date: 23.MAY.2016 13:57:26

6 dB Bandwidth Plot on Configuration IEEE 802.11ac MCS0/Nss1 VHT40 / Chain 2 / 5795 MHz

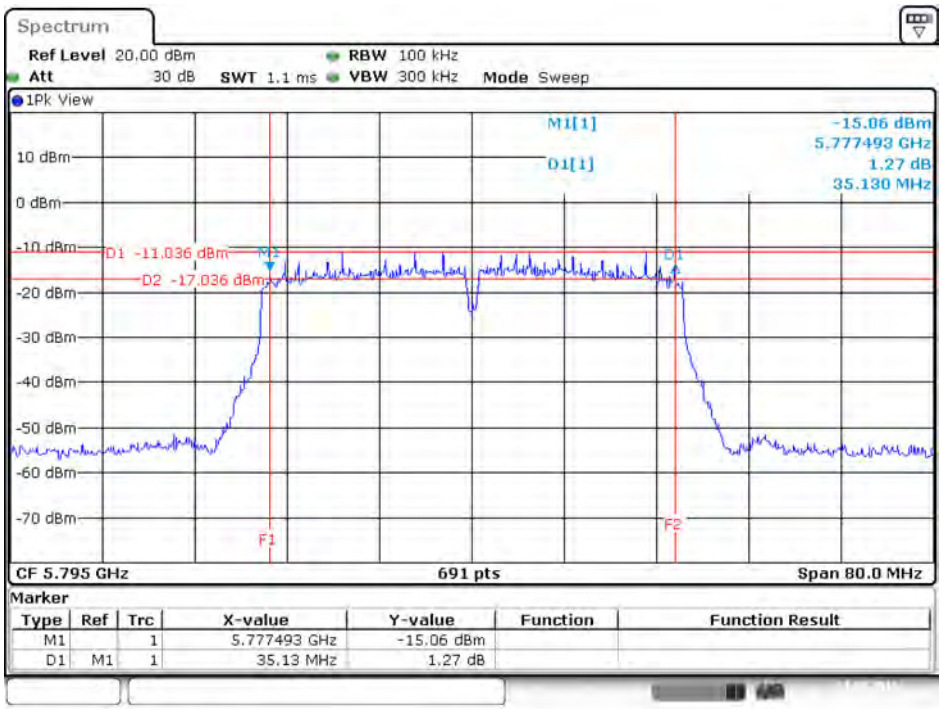

Date: 23.MAY.2016 13:59:48

6 dB Bandwidth Plot on Configuration IEEE 802.11ac MCS0/Nss1 VHT40 / Chain 3 / 5795 MHz

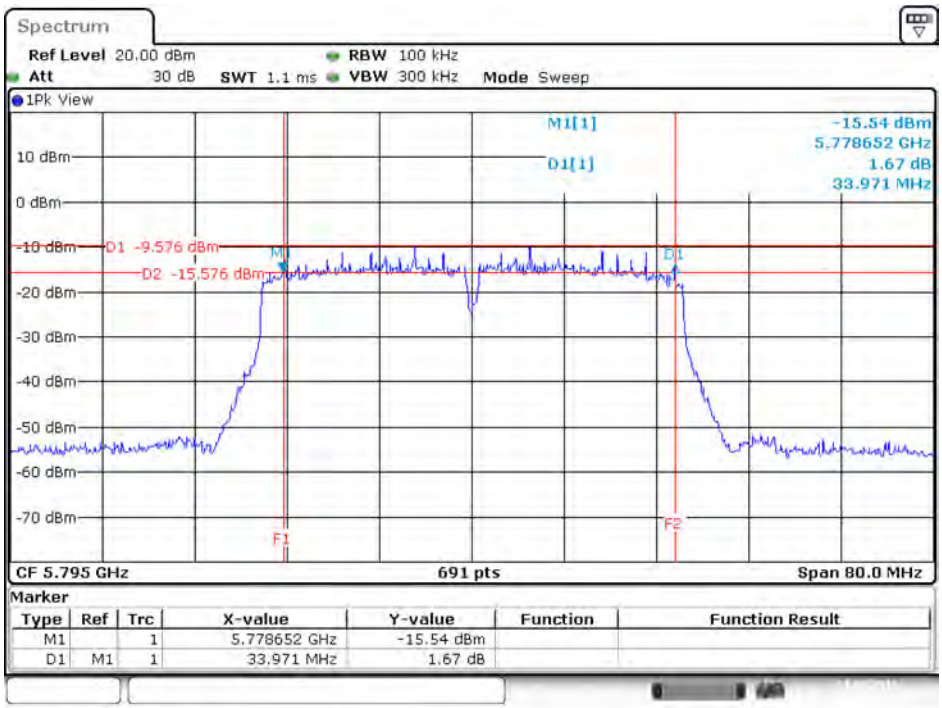

Date: 23.MAY.2016 14:00:02

6 dB Bandwidth Plot on Configuration IEEE 802.11ac MCS0/Nss1 VHT40 / Chain 4 / 5795 MHz

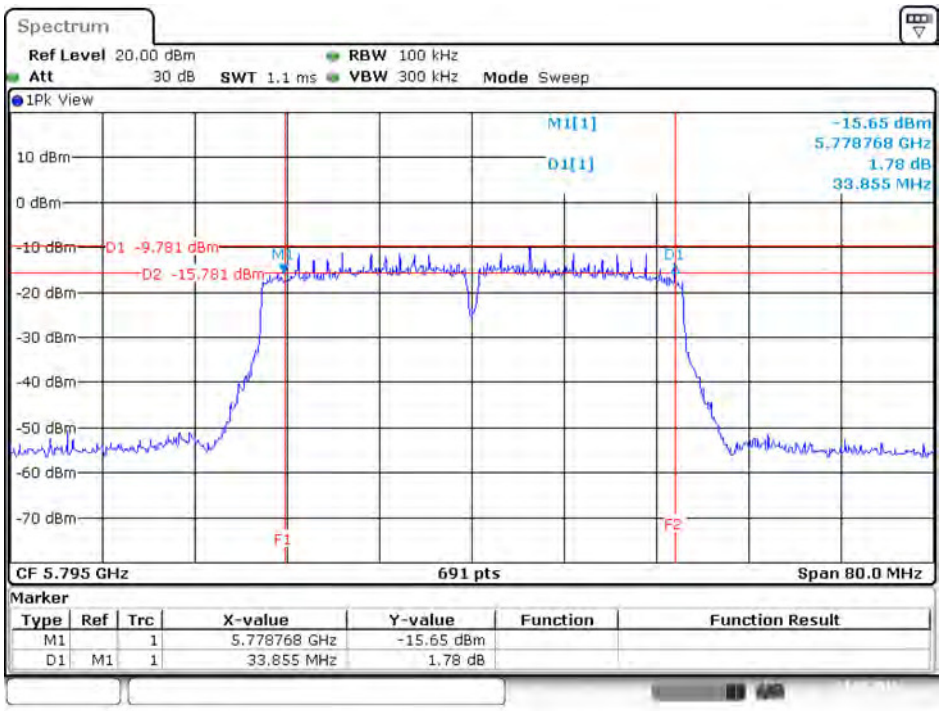

Date: 23.MAY.2016 14:00:16

6 dB Bandwidth Plot on Configuration IEEE 802.11ac MCS0/Nss1 VHT80 / Chain 1 / 5775 MHz

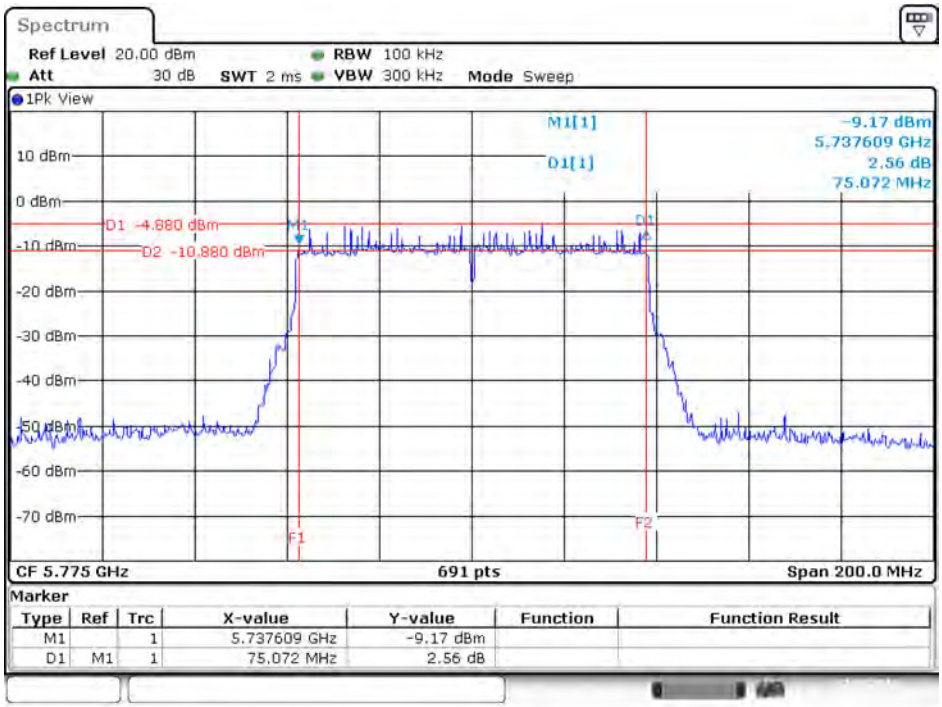

Date: 22.MAY.2016 18:16:29

6 dB Bandwidth Plot on Configuration IEEE 802.11ac MCS0/Nss1 VHT80 / Chain 2 / 5775 MHz

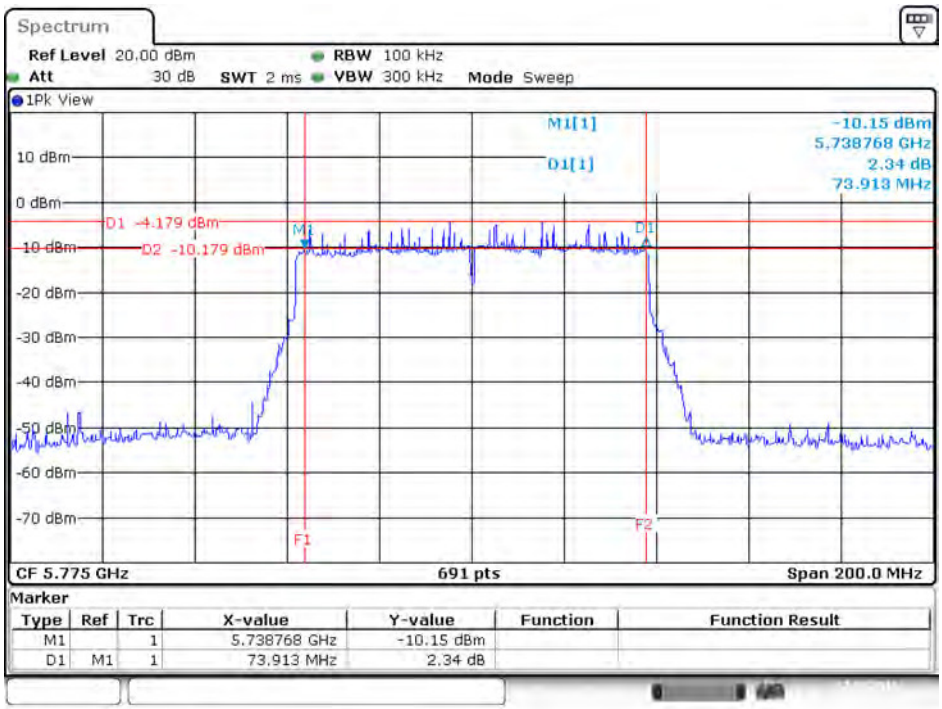

Date: 22.MAY.2016 18:16:19

6 dB Bandwidth Plot on Configuration IEEE 802.11ac MCS0/Nss1 VHT80 / Chain 3 / 5775 MHz

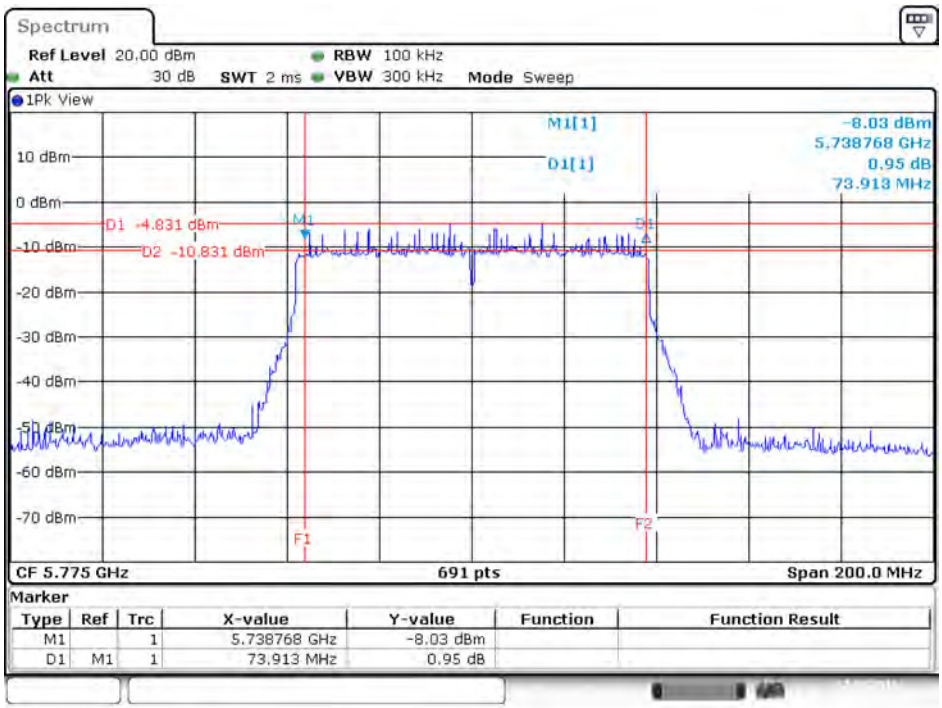

Date: 22.MAY.2016 18:16:08

6 dB Bandwidth Plot on Configuration IEEE 802.11ac MCS0/Nss1 VHT80 / Chain 4 / 5775 MHz

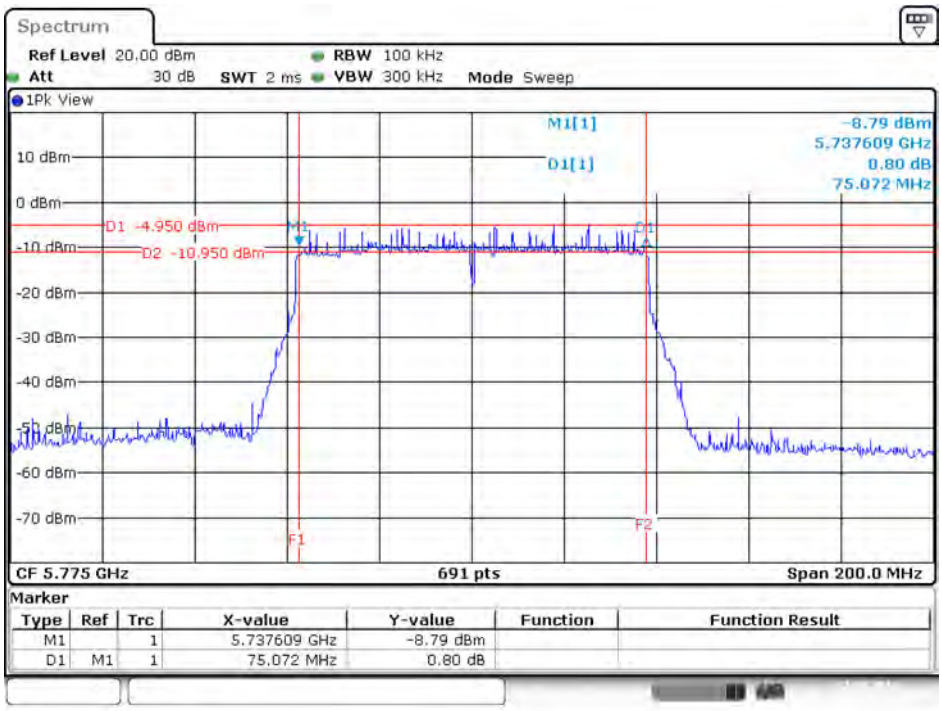

Date: 22.MAY.2016 18:15:56

6 dB Bandwidth Plot on Configuration IEEE 802.11ac MCS0/Nss4 VHT20 / Chain 1 / 5785 MHz

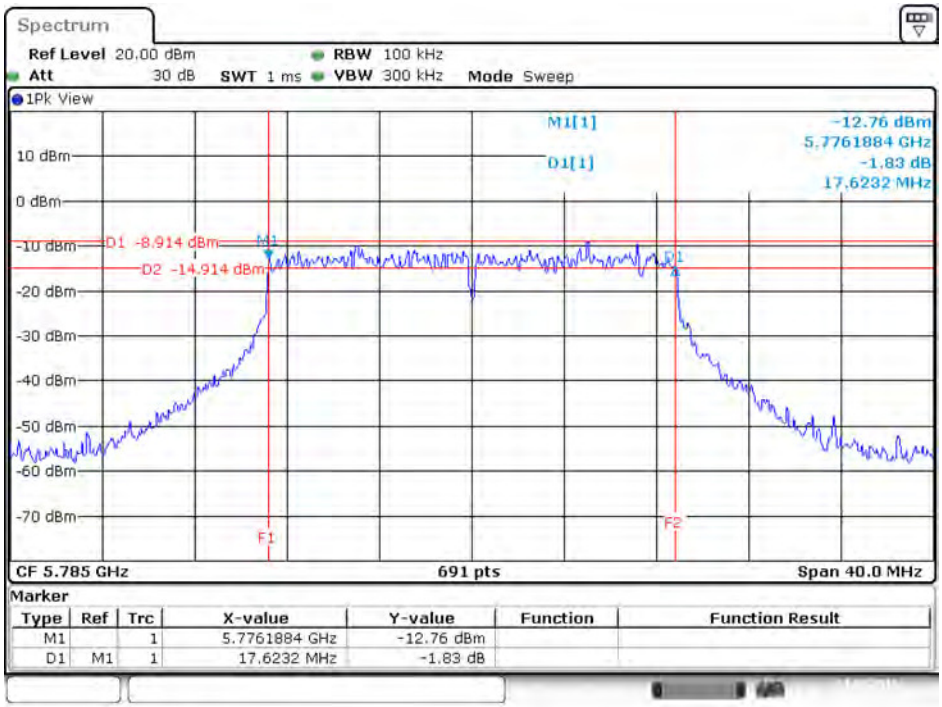

Date: 23.MAY.2016 14:50:35

6 dB Bandwidth Plot on Configuration IEEE 802.11ac MCS0/Nss4 VHT20 / Chain 2 / 5785 MHz

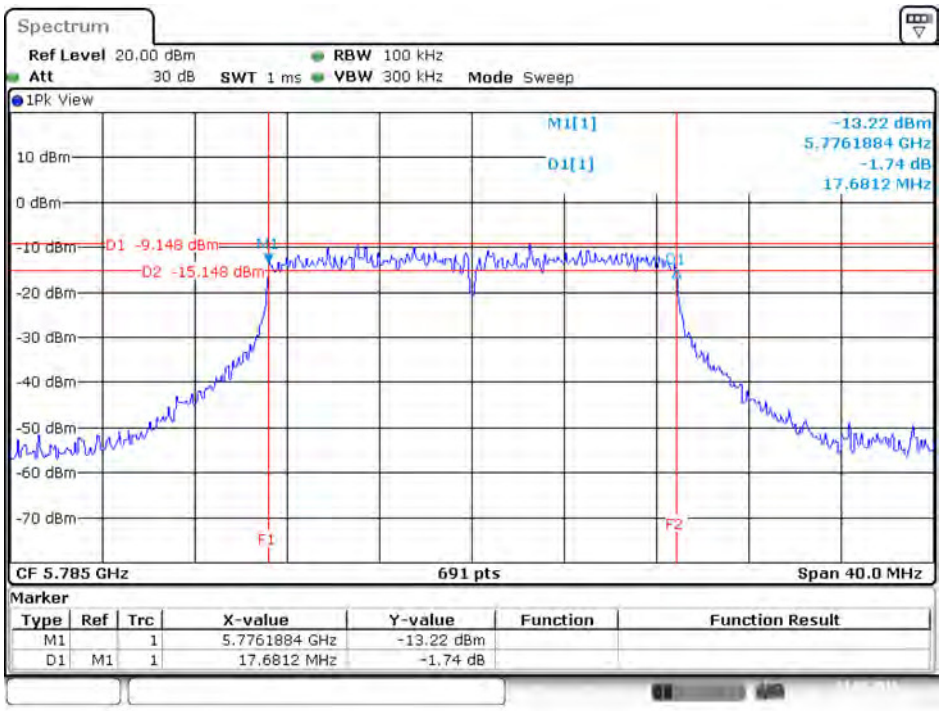

Date: 23.MAY.2016 14:50:51

6 dB Bandwidth Plot on Configuration IEEE 802.11ac MCS0/Nss4 VHT20 / Chain 3 / 5785 MHz

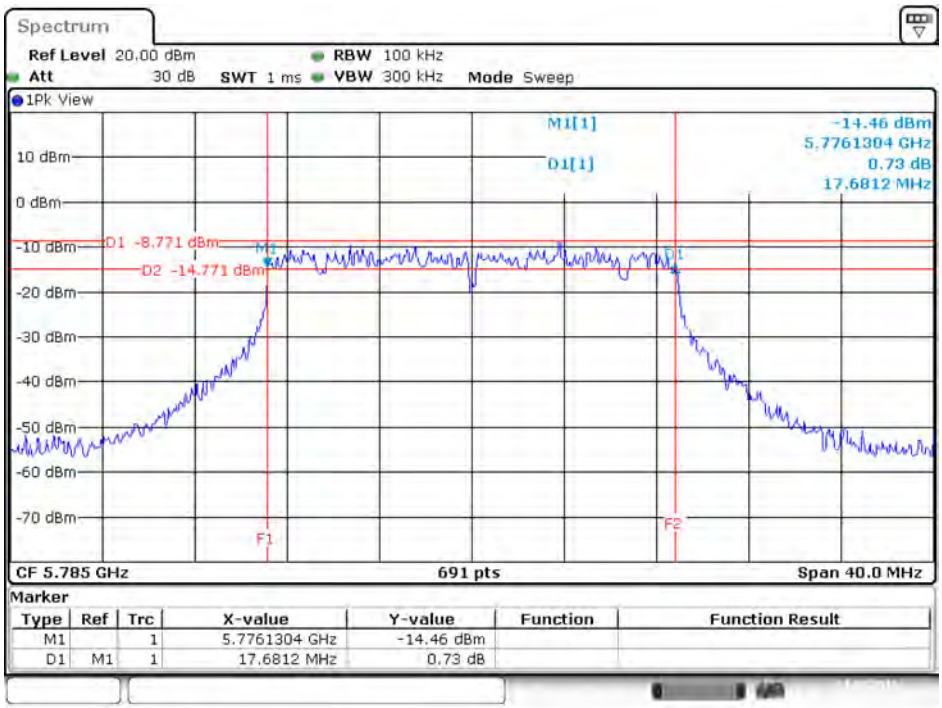

Date: 23.MAY.2016 14:51:06

6 dB Bandwidth Plot on Configuration IEEE 802.11ac MCS0/Nss4 VHT20 / Chain 4 / 5745 MHz

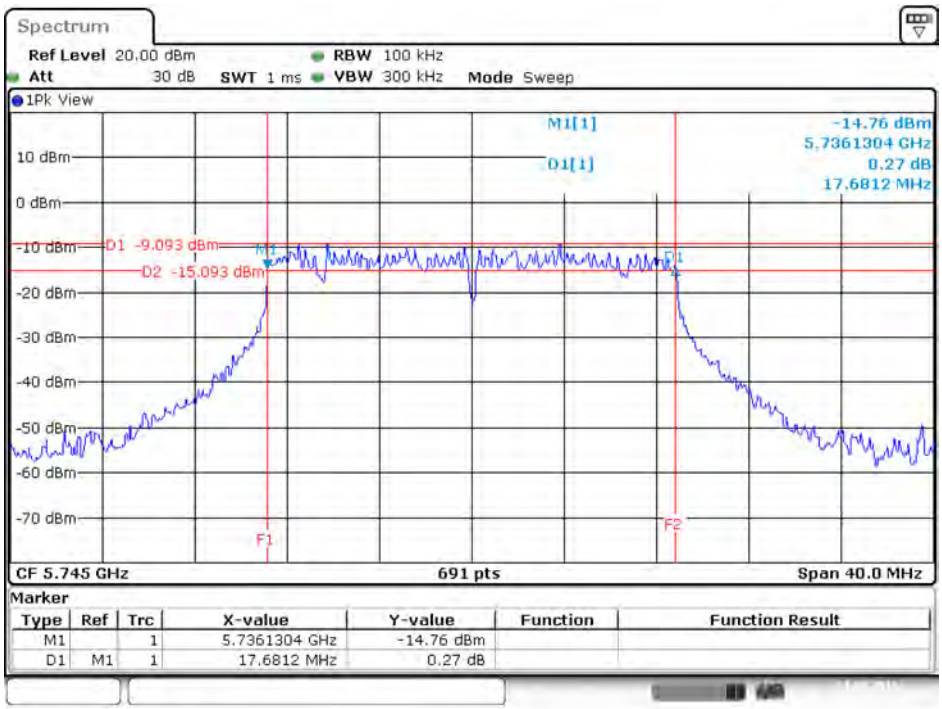

Date: 23.MAY.2016 14:50:02

6 dB Bandwidth Plot on Configuration IEEE 802.11ac MCS0/Nss4 VHT40 / Chain 1 / 5755 MHz

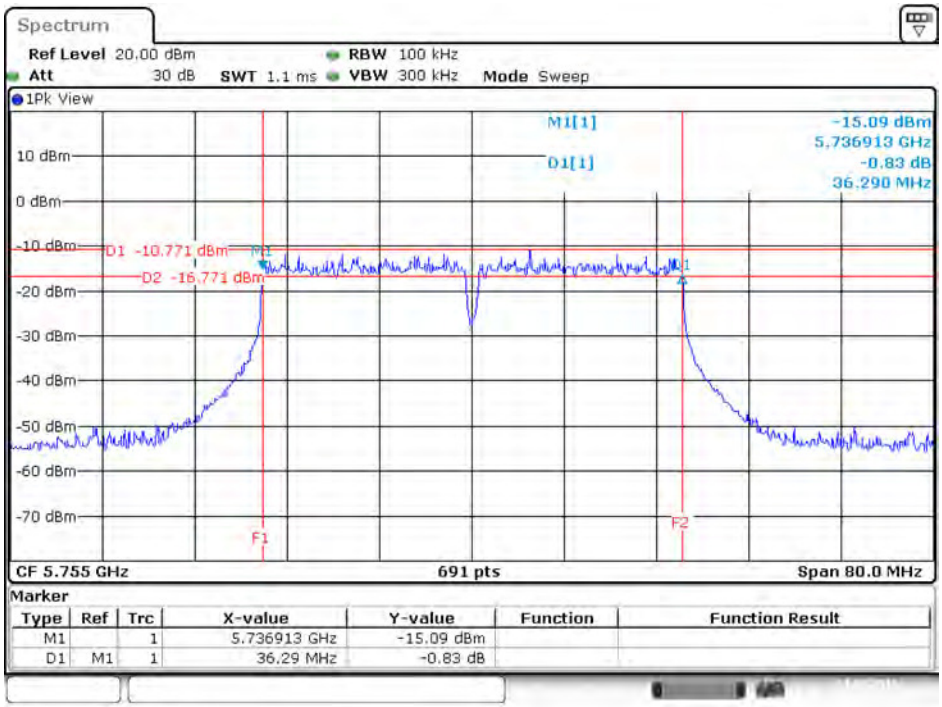

Date: 23.MAY.2016 14:54:35

6 dB Bandwidth Plot on Configuration IEEE 802.11ac MCS0/Nss4 VHT40 / Chain 2 / 5755 MHz

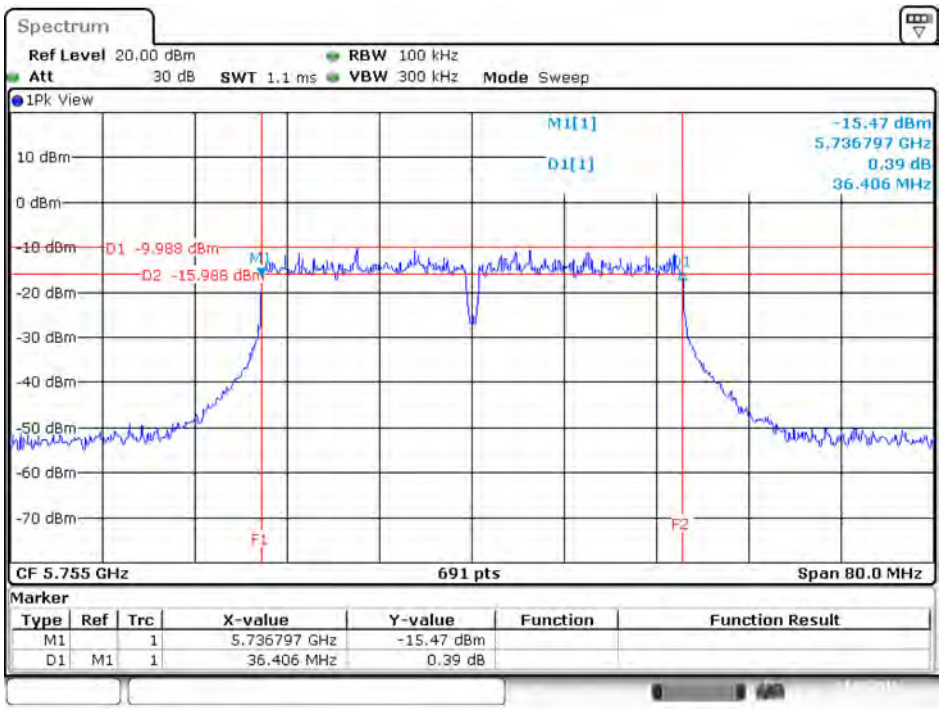

Date: 23.MAY.2016 14:54:54

6 dB Bandwidth Plot on Configuration IEEE 802.11ac MCS0/Nss4 VHT40 / Chain 3 / 5755 MHz

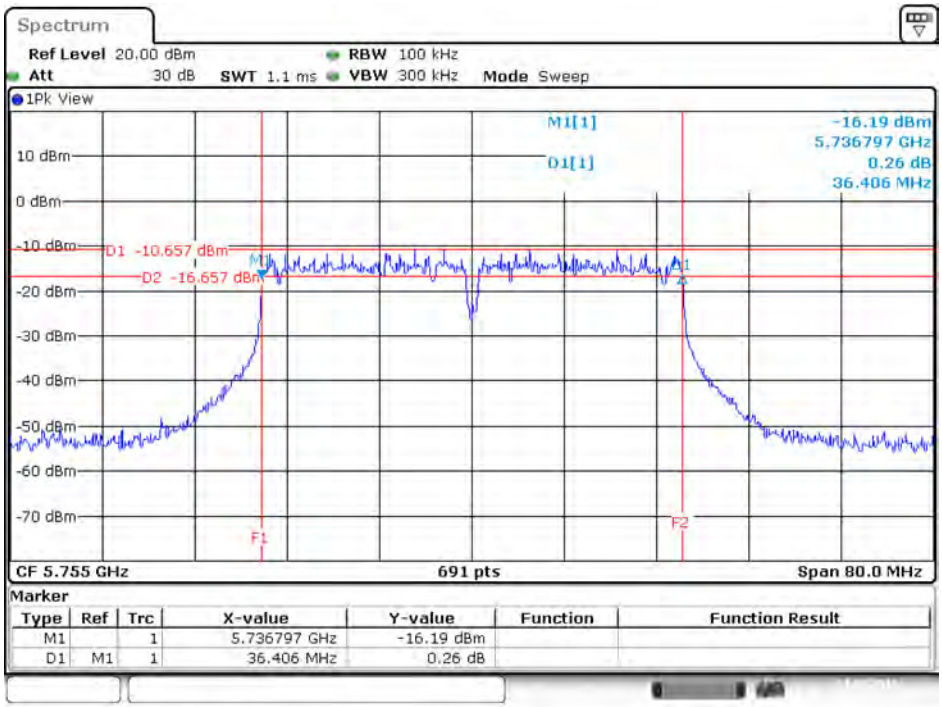

Date: 23.MAY.2016 14:55:12

6 dB Bandwidth Plot on Configuration IEEE 802.11ac MCS0/Nss4 VHT40 / Chain 4 / 5755 MHz

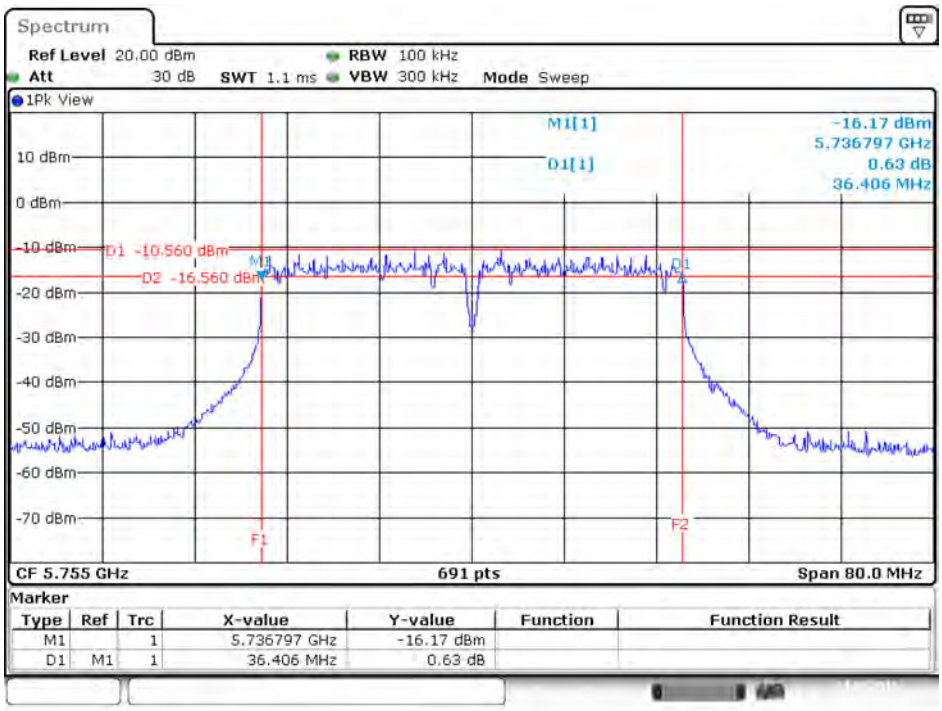

Date: 23.MAY.2016 14:55:29

6 dB Bandwidth Plot on Configuration IEEE 802.11ac MCS0/Nss4 VHT80 / Chain 1 / 5775 MHz

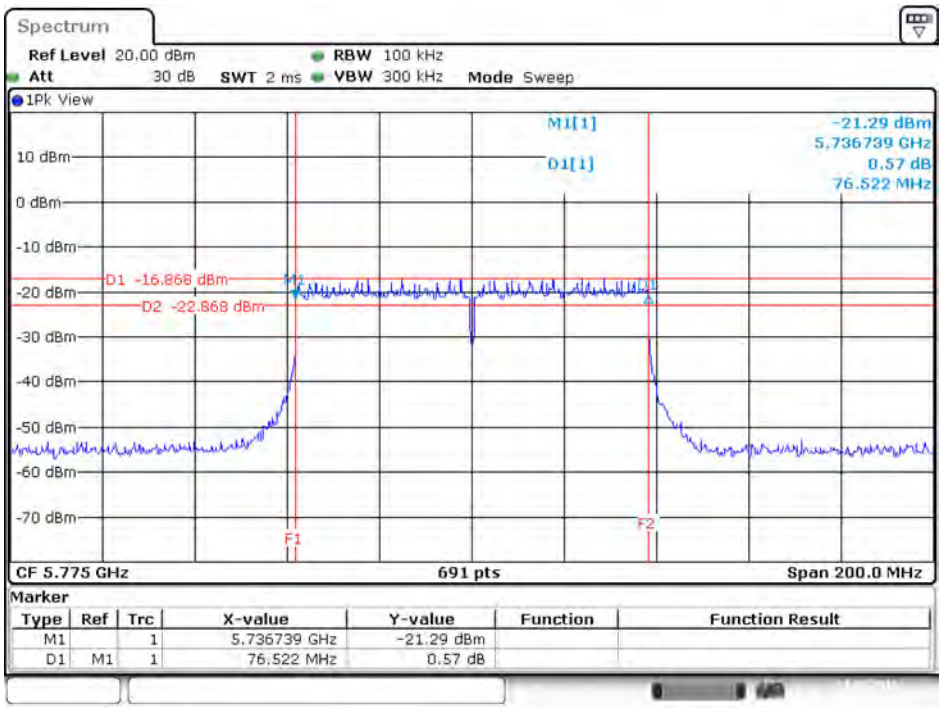

Date: 23.MAY.2016 14:57:49

6 dB Bandwidth Plot on Configuration IEEE 802.11ac MCS0/Nss4 VHT80 / Chain 2 / 5775 MHz

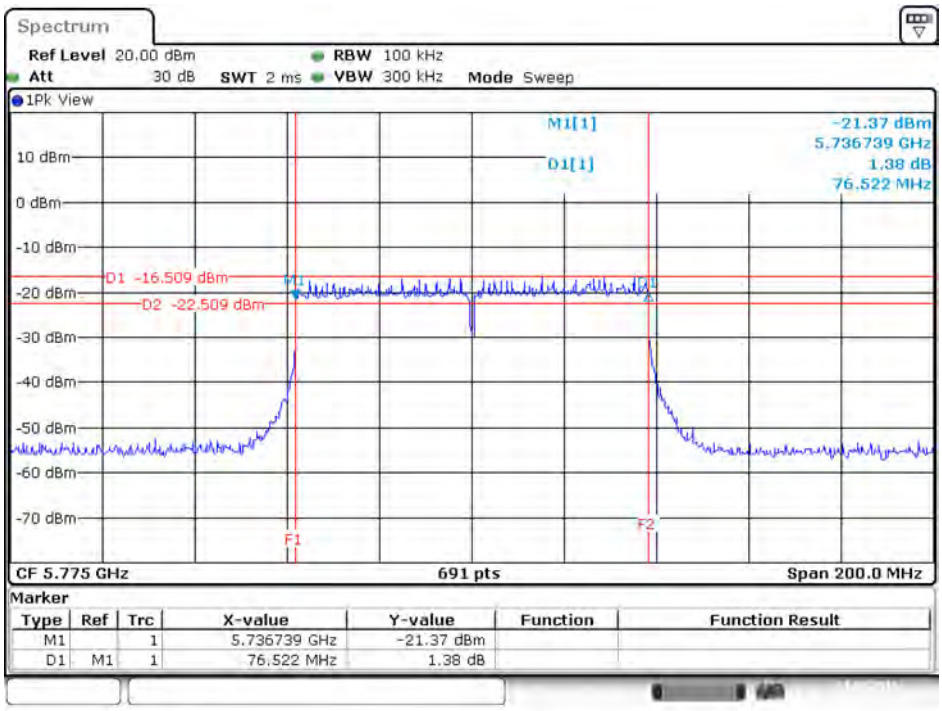

Date: 23.MAY.2016 14:58:03

6 dB Bandwidth Plot on Configuration IEEE 802.11ac MCS0/Nss4 VHT80 / Chain 3 / 5775 MHz

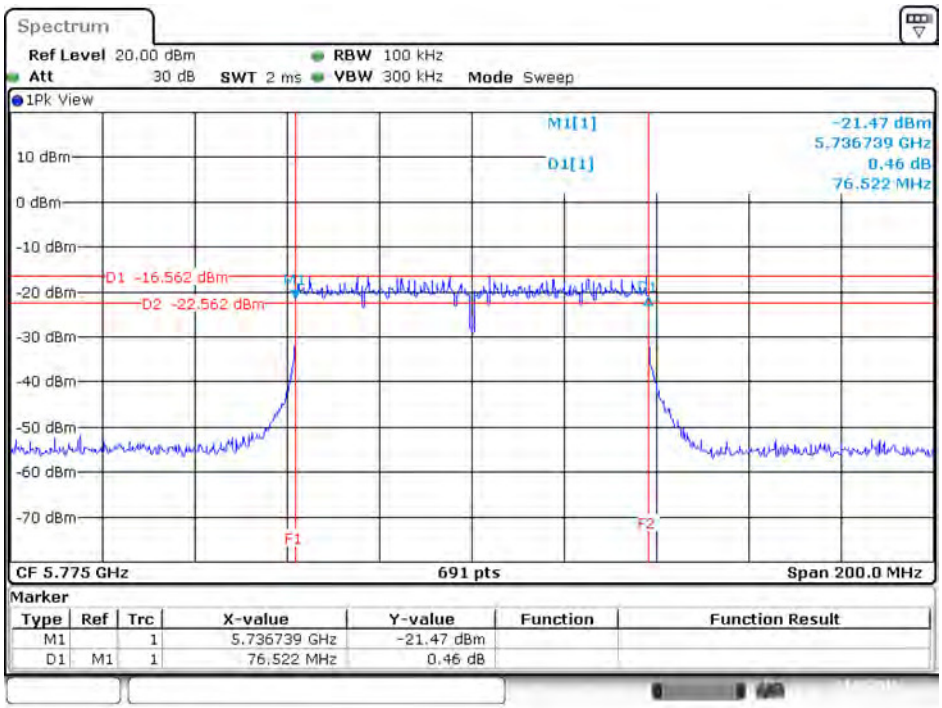

Date: 23.MAY.2016 14:58:16

6 dB Bandwidth Plot on Configuration IEEE 802.11ac MCS0/Nss4 VHT80 / Chain 4 / 5775 MHz

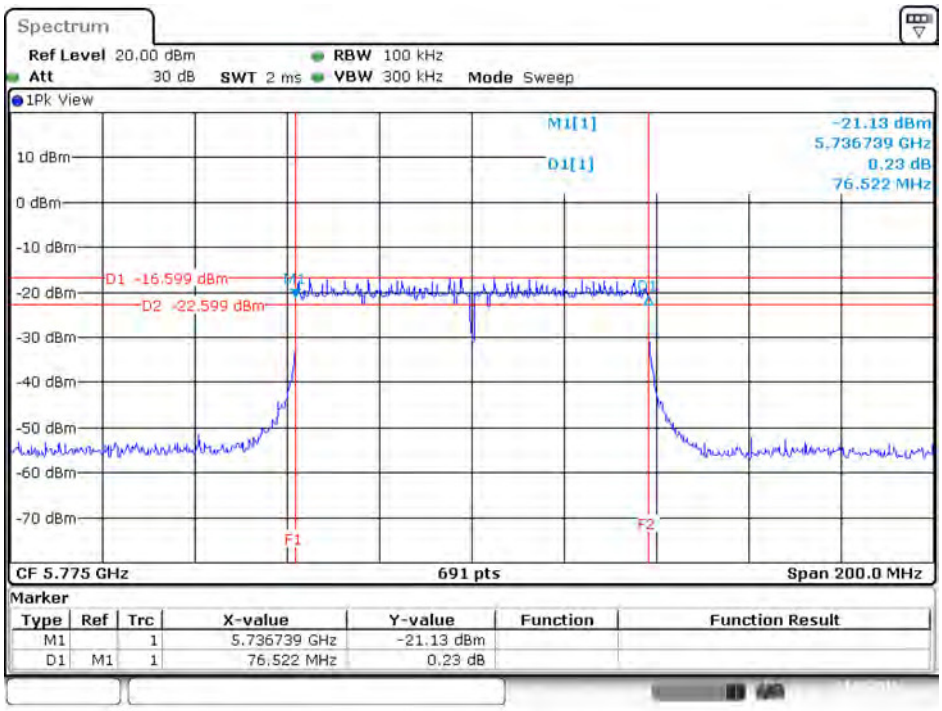

Date: 23.MAY.2016 14:58:31

For 802.11ac MCS0/Nss2 VHT80+80 Mode

Type 1

6 dB Bandwidth Plot on Chain 3 / 5775 MHz

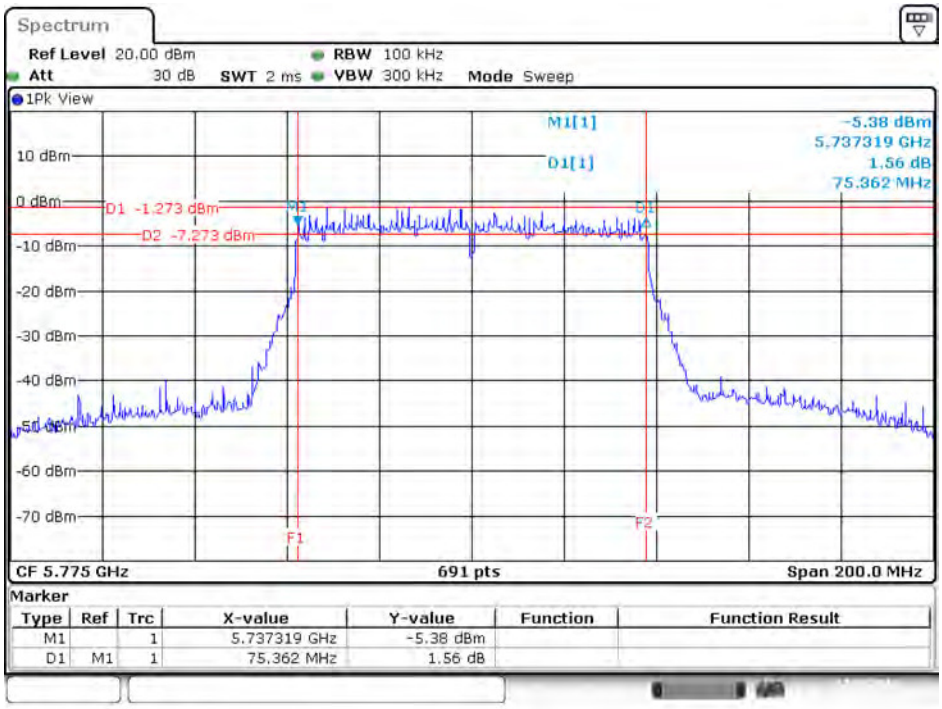

Date: 17.MAY.2016 23:06:46

6 dB Bandwidth Plot on Chain 4 / 5775 MHz

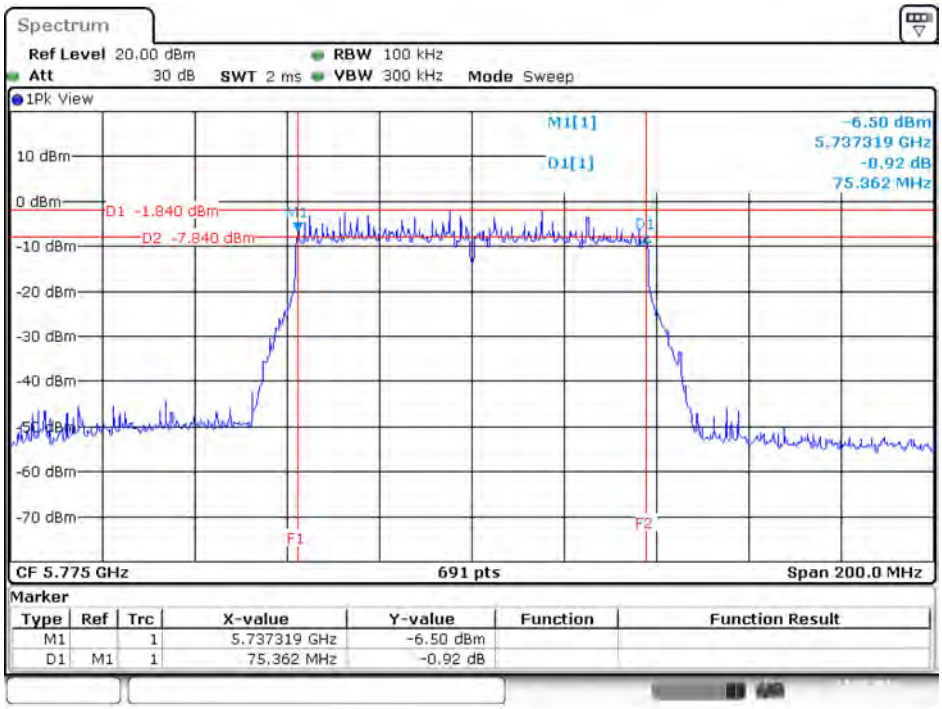

Date: 17.MAY.2016 23:06:22

<For Radio 2 Beamforming Mode>

For Mode 1:

6 dB Bandwidth Plot on Configuration IEEE 802.11ac MCS0/Nss1 VHT20 / Chain 1 / 5785 MHz

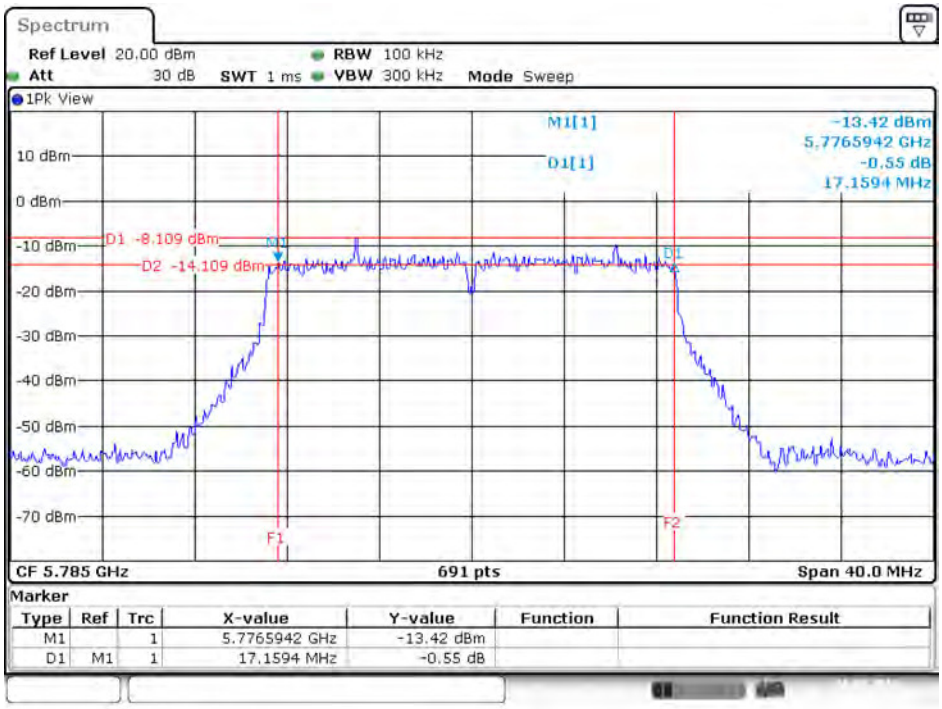

Date: 26.MAY.2016 09:31:32

6 dB Bandwidth Plot on Configuration IEEE 802.11ac MCS0/Nss1 VHT20 / Chain 2 / 5825 MHz

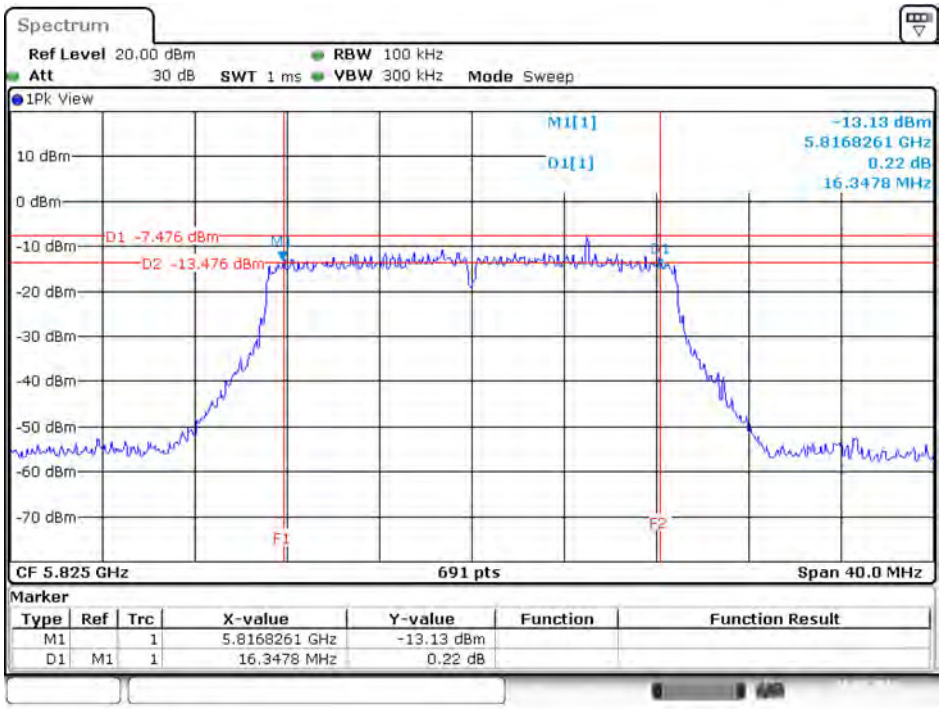

Date: 26.MAY.2016 09:33:16

6 dB Bandwidth Plot on Configuration IEEE 802.11ac MCS0/Nss1 VHT20 / Chain 3 / 5785 MHz

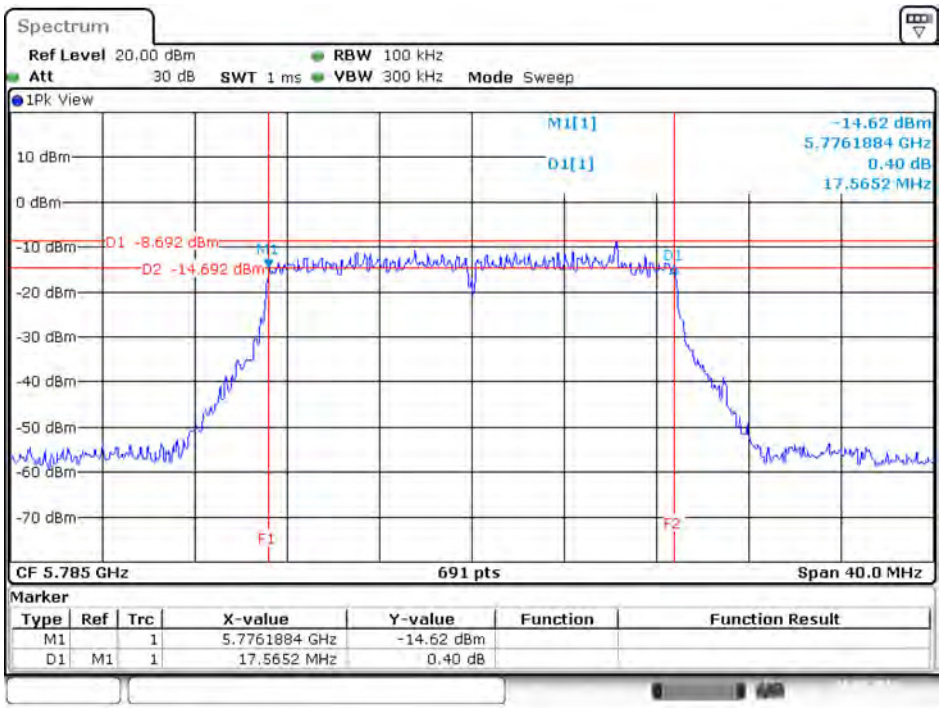

Date: 26.MAY.2016 09:32:05

6 dB Bandwidth Plot on Configuration IEEE 802.11ac MCS0/Nss1 VHT20 / Chain 4 / 5825 MHz

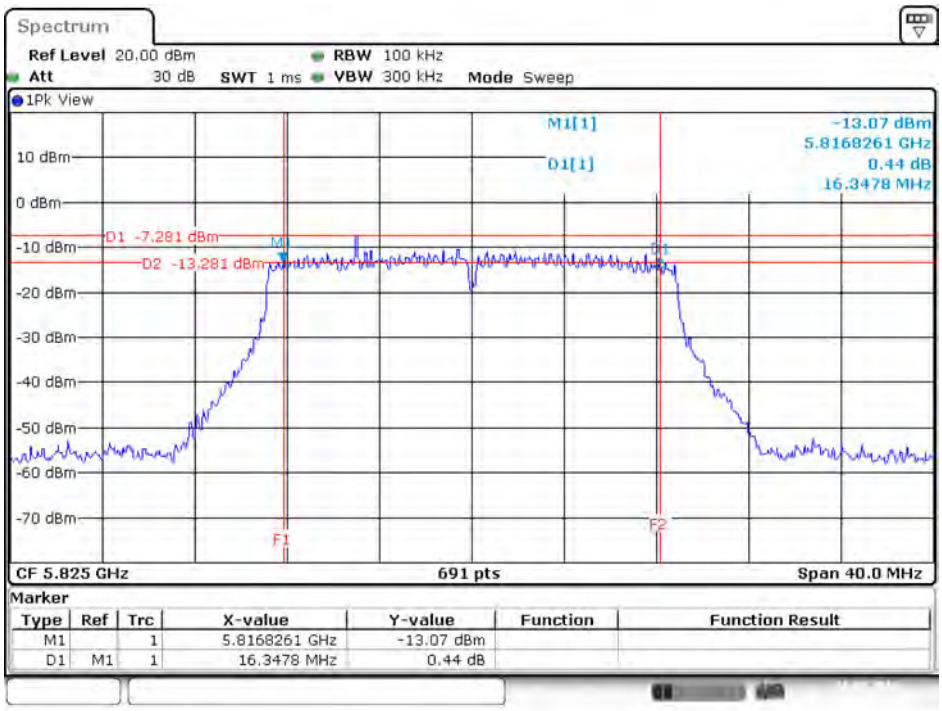

Date: 26.MAY.2016 09:33:43

6 dB Bandwidth Plot on Configuration IEEE 802.11ac MCS0/Nss1 VHT40 / Chain 1 / 5755 MHz

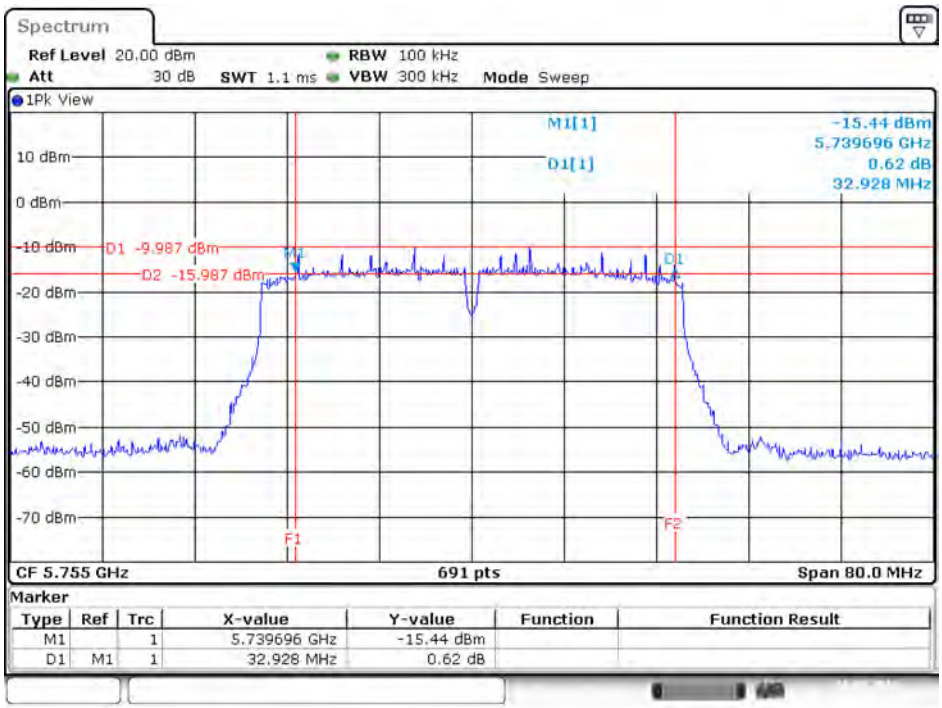

Date: 26.MAY.2016 09:34:48

6 dB Bandwidth Plot on Configuration IEEE 802.11ac MCS0/Nss1 VHT40 / Chain 2 / 5795 MHz

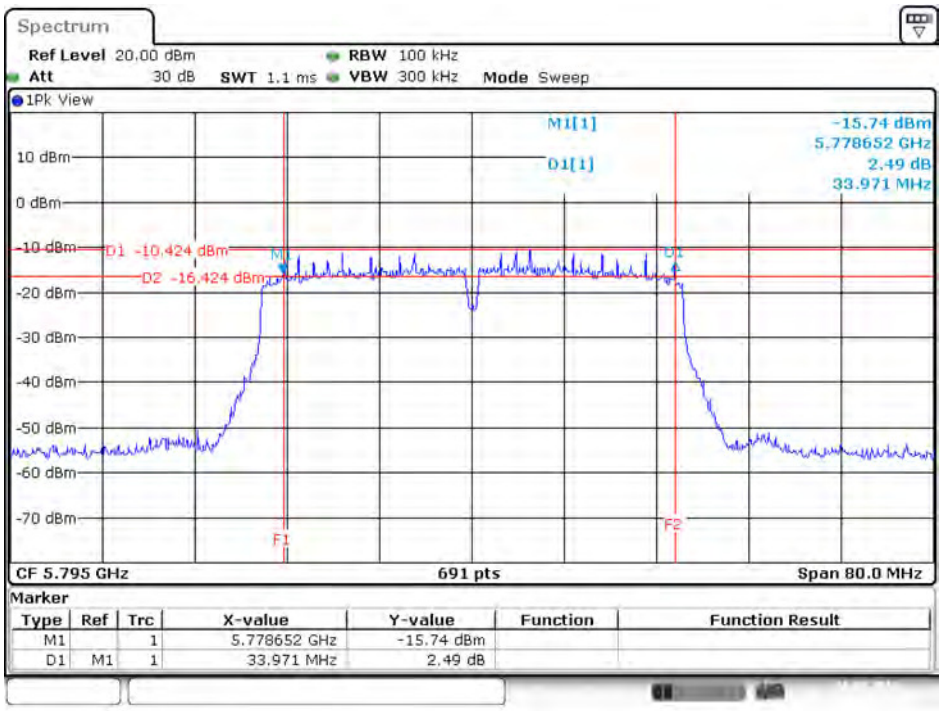

Date: 26.MAY.2016 09:36:32

6 dB Bandwidth Plot on Configuration IEEE 802.11ac MCS0/Nss1 VHT40 / Chain 3 / 5795 MHz

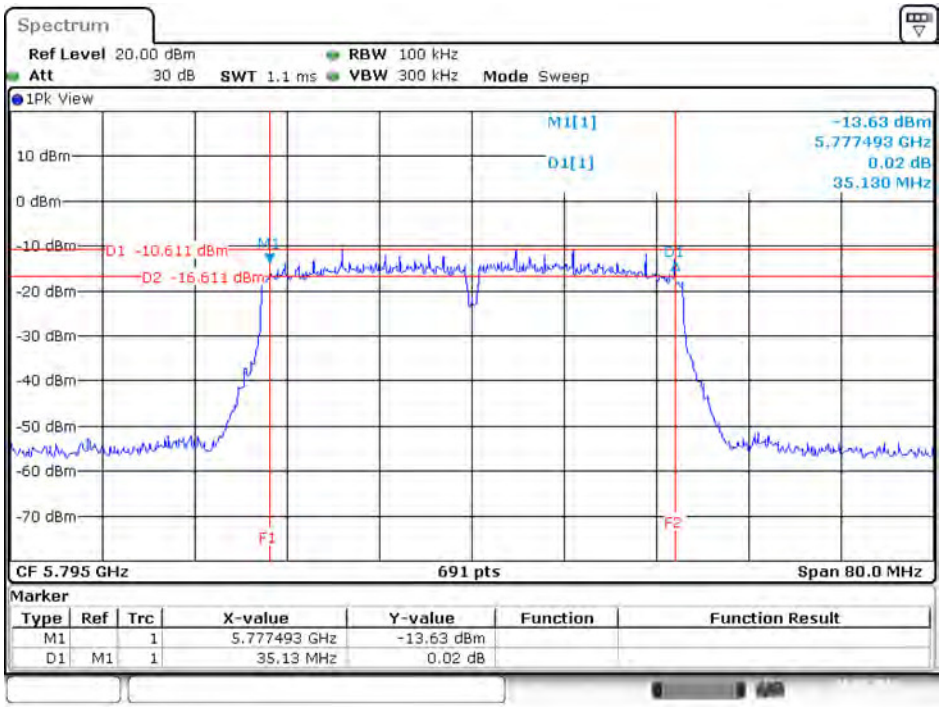

Date: 26.MAY.2016 09:36:45

6 dB Bandwidth Plot on Configuration IEEE 802.11ac MCS0/Nss1 VHT40 / Chain 4 / 5755 MHz

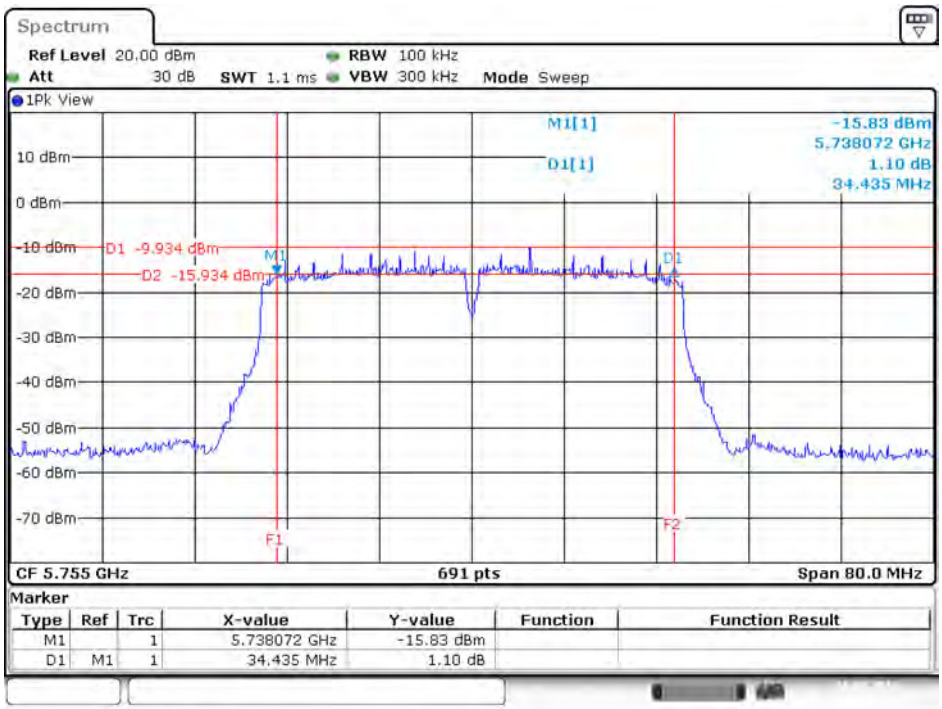

Date: 26.MAY.2016 09:35:30

6 dB Bandwidth Plot on Configuration IEEE 802.11ac MCS0/Nss1 VHT80 / Chain 1 / 5775 MHz

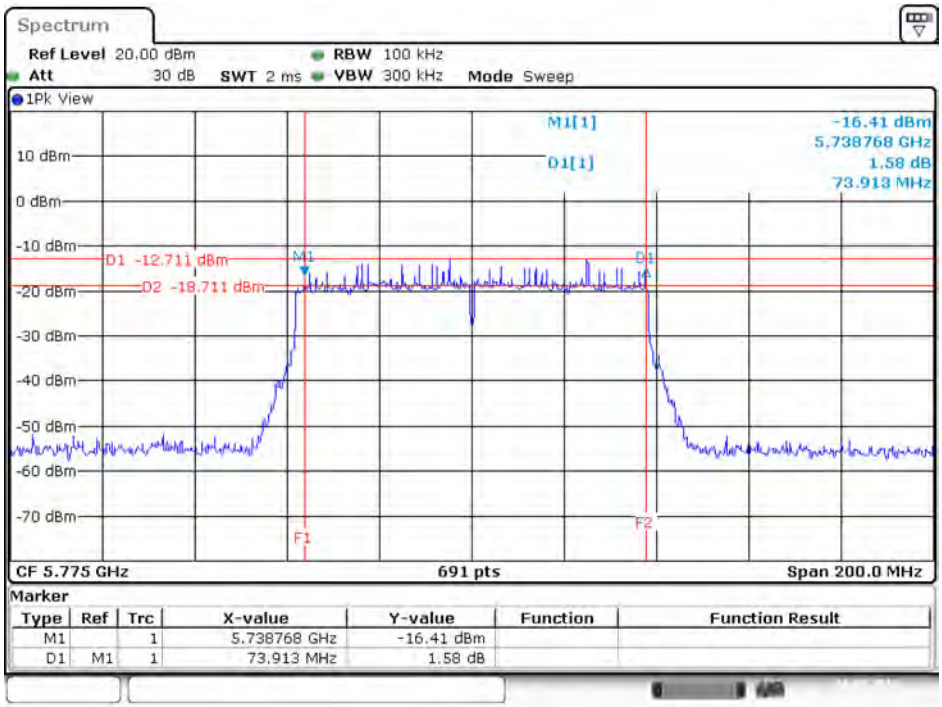

Date: 26.MAY.2016 09:37:57

6 dB Bandwidth Plot on Configuration IEEE 802.11ac MCS0/Nss1 VHT80 / Chain 2 / 5775 MHz

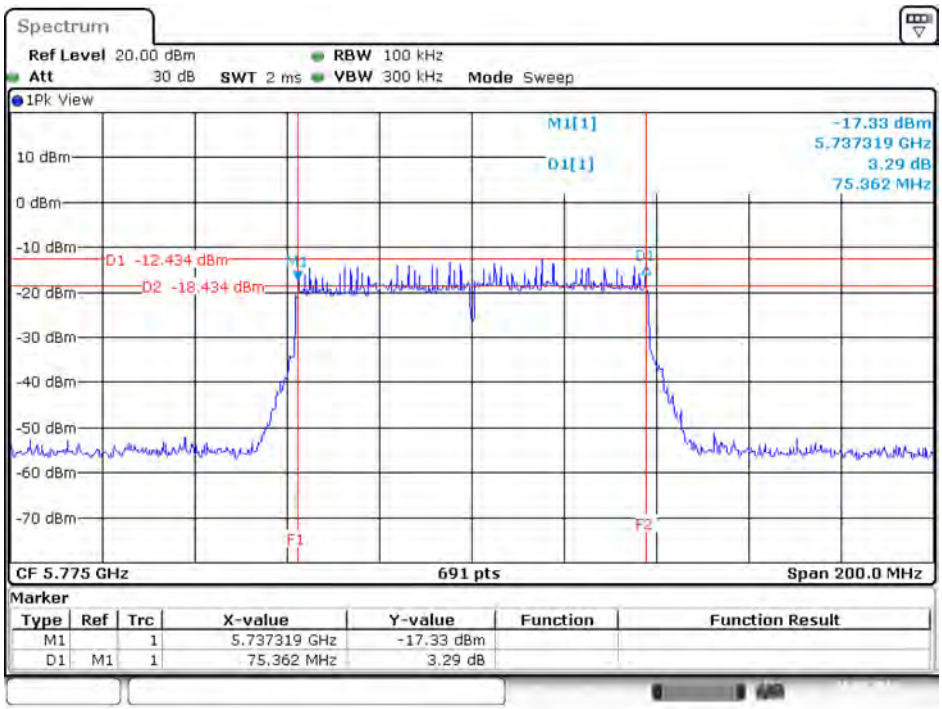

Date: 26.MAY.2016 09:38:14

6 dB Bandwidth Plot on Configuration IEEE 802.11ac MCS0/Nss1 VHT80 / Chain 3 / 5775 MHz

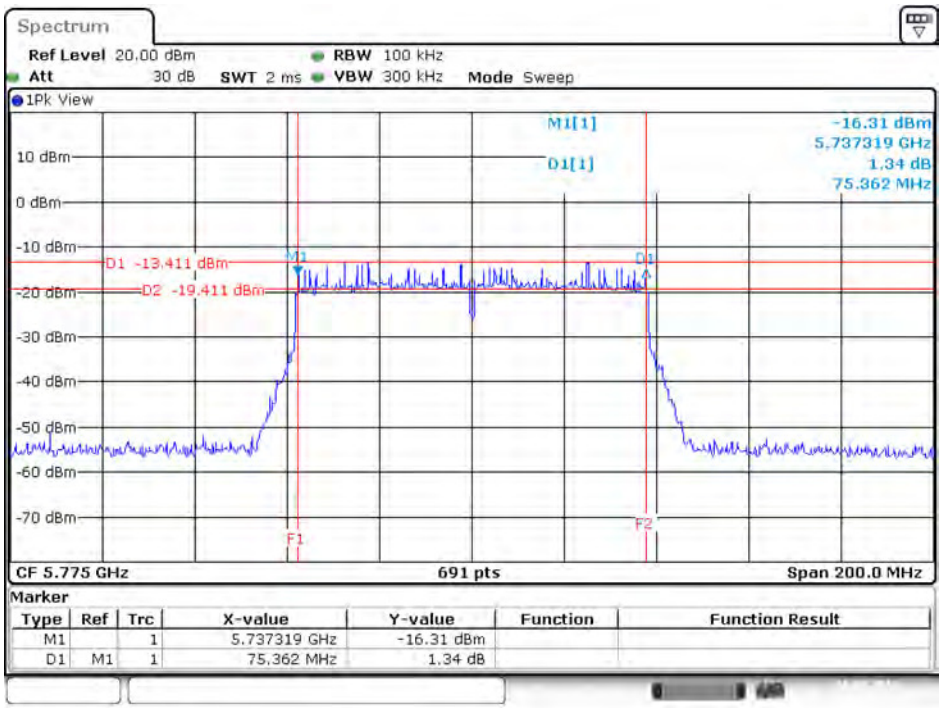

Date: 26.MAY.2016 09:38:29

6 dB Bandwidth Plot on Configuration IEEE 802.11ac MCS0/Nss1 VHT80 / Chain 4 / 5775 MHz

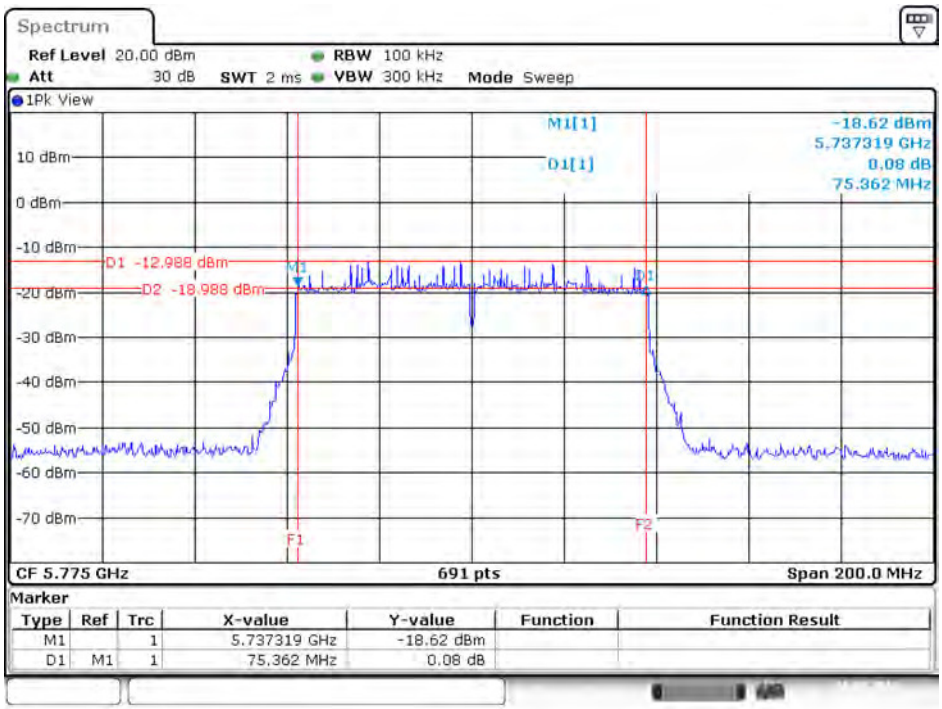

Date: 26.MAY.2016 09:38:41

6 dB Bandwidth Plot on Configuration IEEE 802.11ac MCS0/Nss2 VHT20 / Chain 1 / 5825 MHz

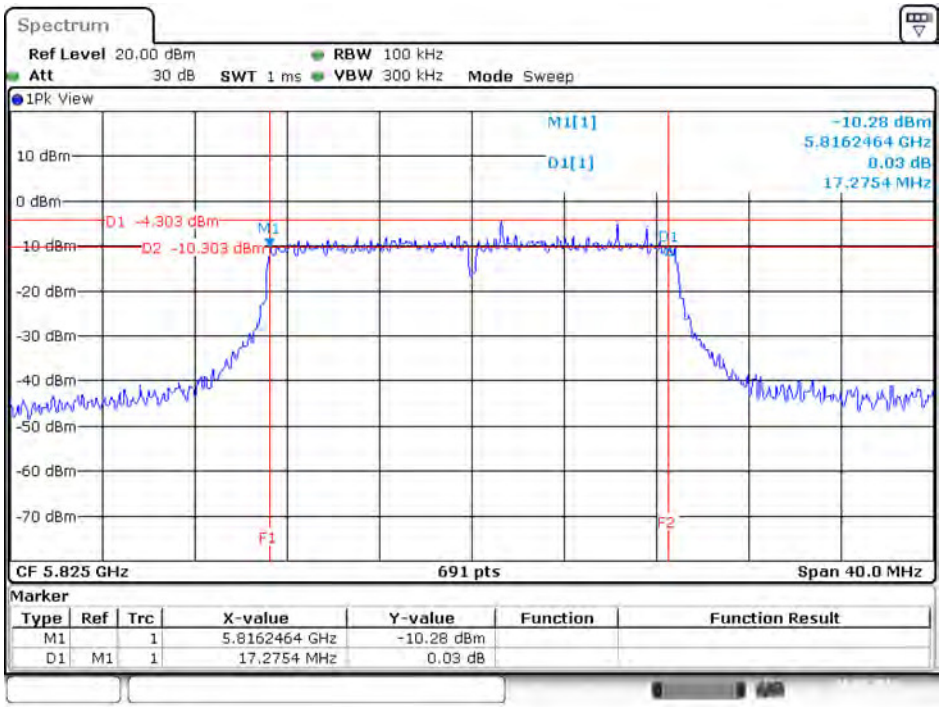

Date: 26.MAY.2016 10:28:25

6 dB Bandwidth Plot on Configuration IEEE 802.11ac MCS0/Nss2 VHT20 / Chain 2 / 5785 MHz

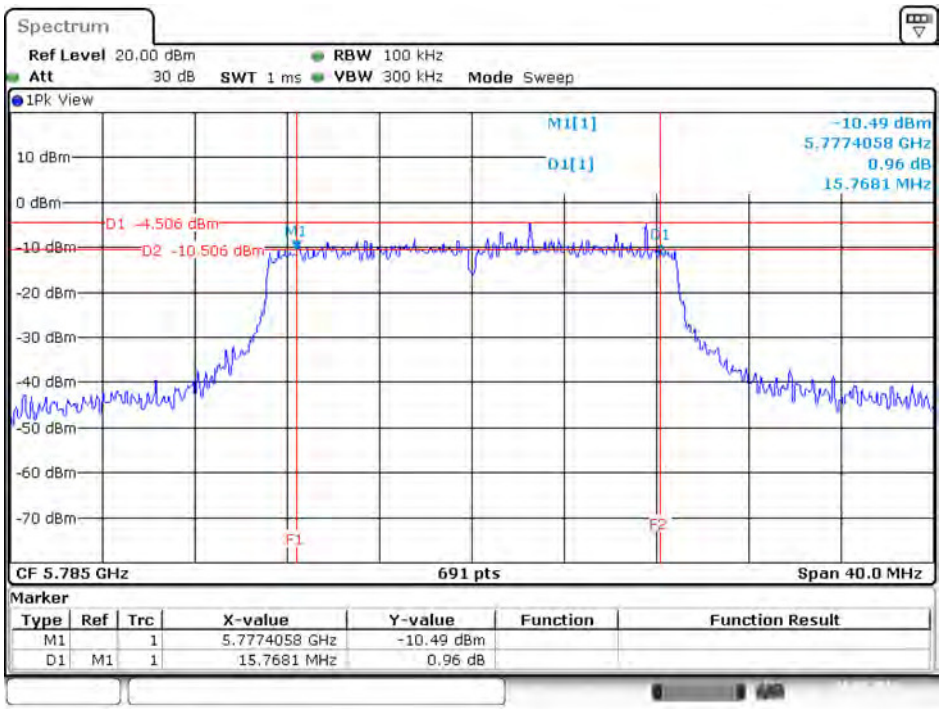

Date: 26.MAY.2016 10:27:15

6 dB Bandwidth Plot on Configuration IEEE 802.11ac MCS0/Nss2 VHT20 / Chain 3 / 5825 MHz

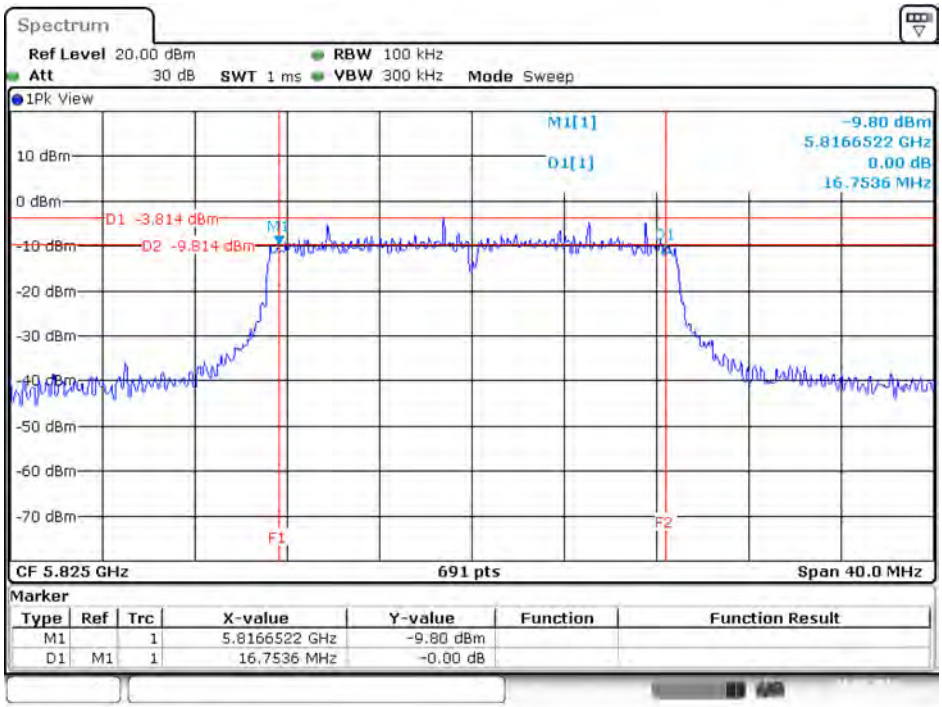

Date: 26.MAY.2016 10:28:53

6 dB Bandwidth Plot on Configuration IEEE 802.11ac MCS0/Nss2 VHT20 / Chain 4 / 5745 MHz

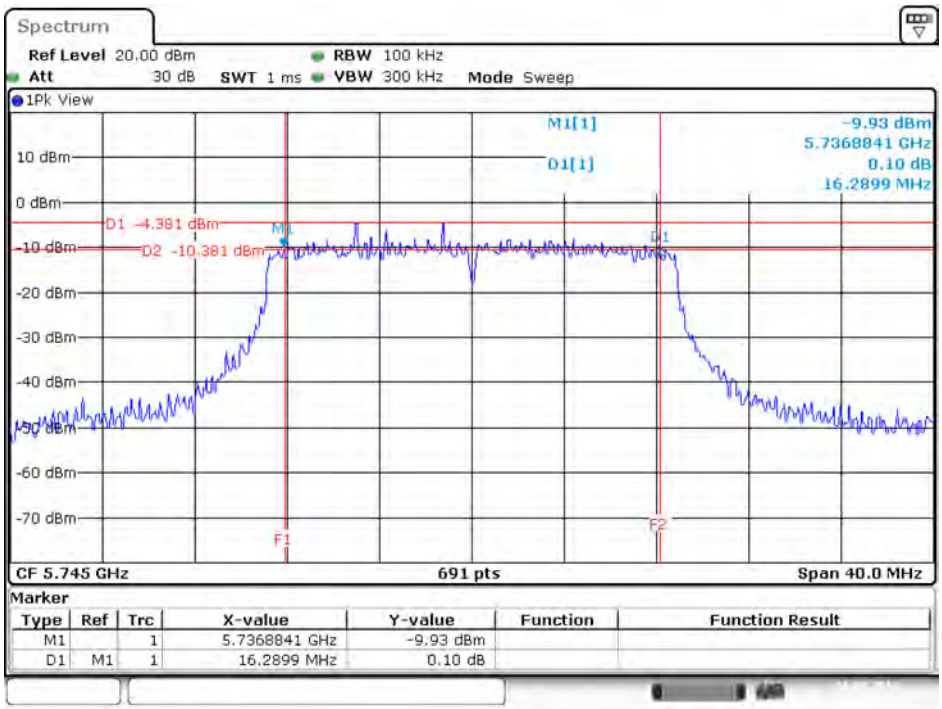

Date: 26.MAY.2016 10:26:24

6 dB Bandwidth Plot on Configuration IEEE 802.11ac MCS0/Nss2 VHT40 / Chain 1 / 5755 MHz

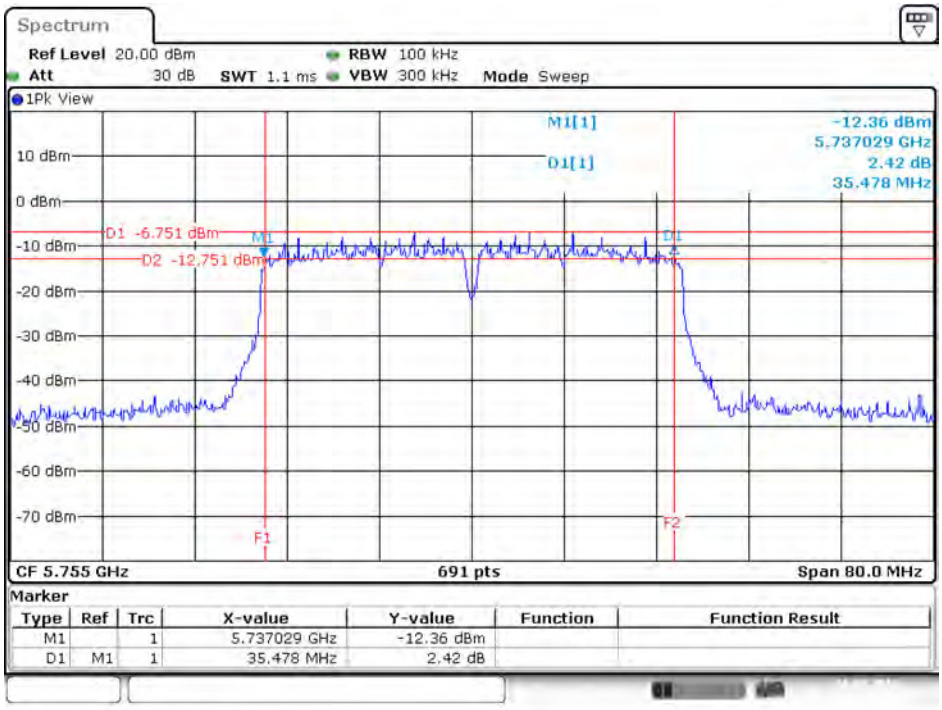

Date: 26.MAY.2016 10:34:08

6 dB Bandwidth Plot on Configuration IEEE 802.11ac MCS0/Nss2 VHT40 / Chain 2 / 5795 MHz

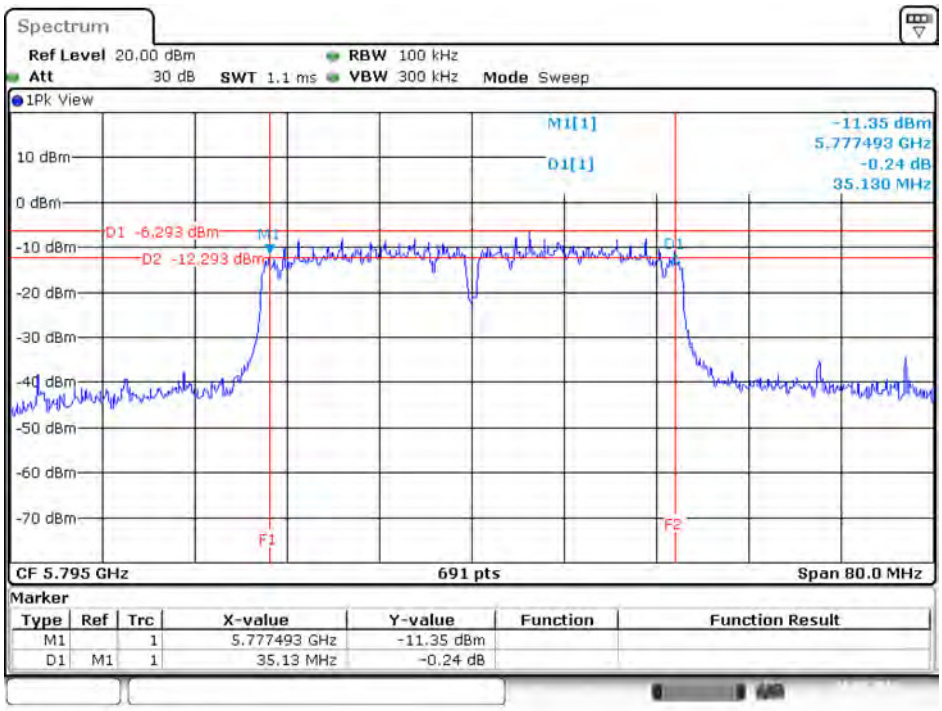

Date: 26.MAY.2016 10:35:49

6 dB Bandwidth Plot on Configuration IEEE 802.11ac MCS0/Nss2 VHT40 / Chain 3 / 5795 MHz

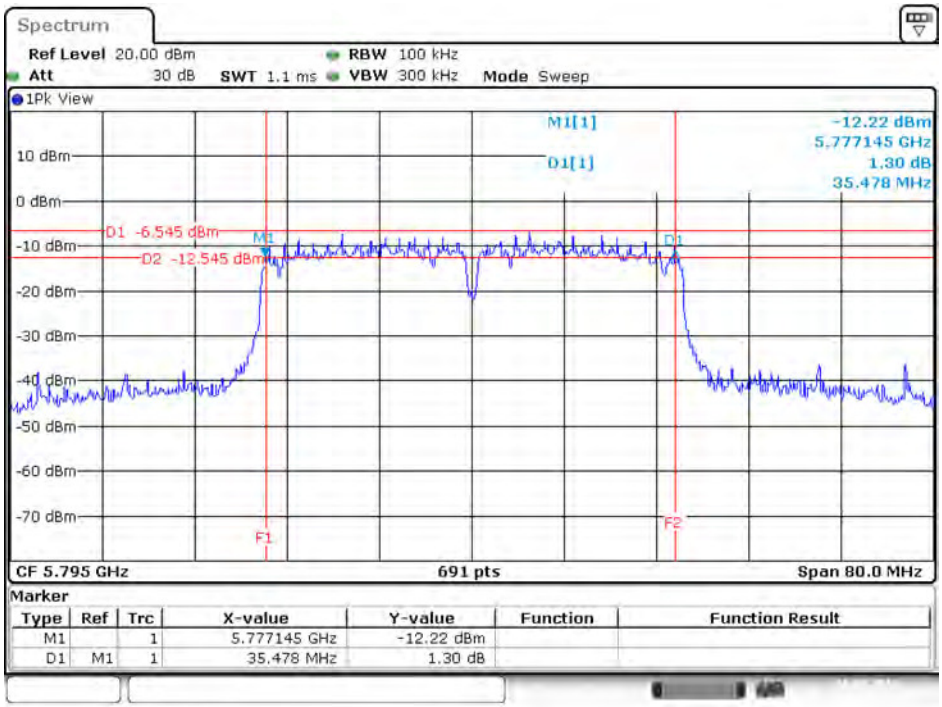

Date: 26.MAY.2016 10:36:02

6 dB Bandwidth Plot on Configuration IEEE 802.11ac MCS0/Nss2 VHT40 / Chain 4 / 5755 MHz

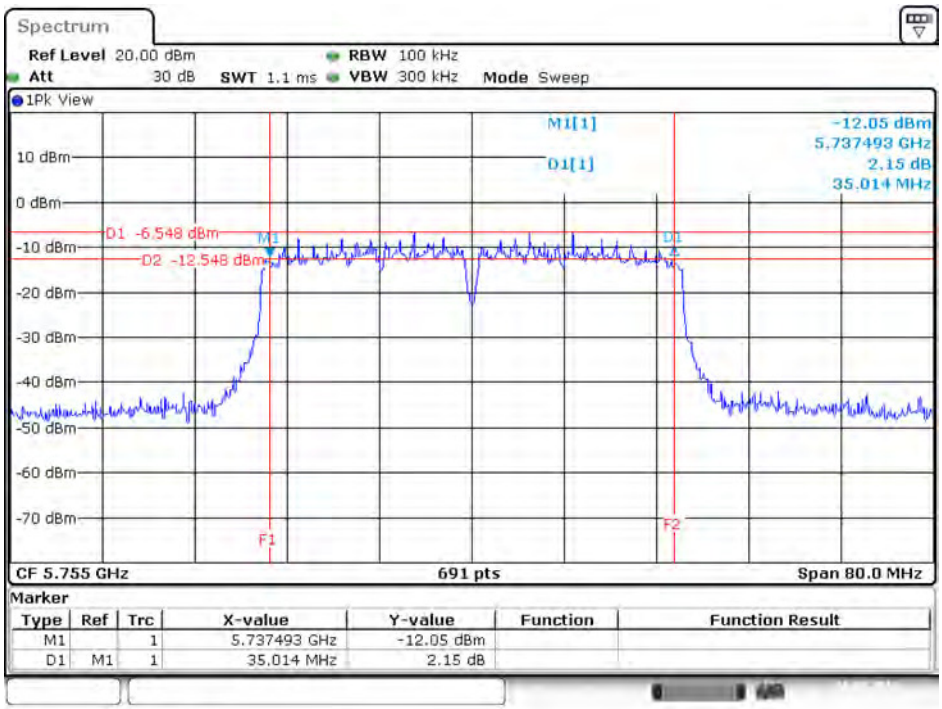

Date: 26.MAY.2016 10:34:50

6 dB Bandwidth Plot on Configuration IEEE 802.11ac MCS0/Nss2 VHT80 / Chain 1 / 5775 MHz

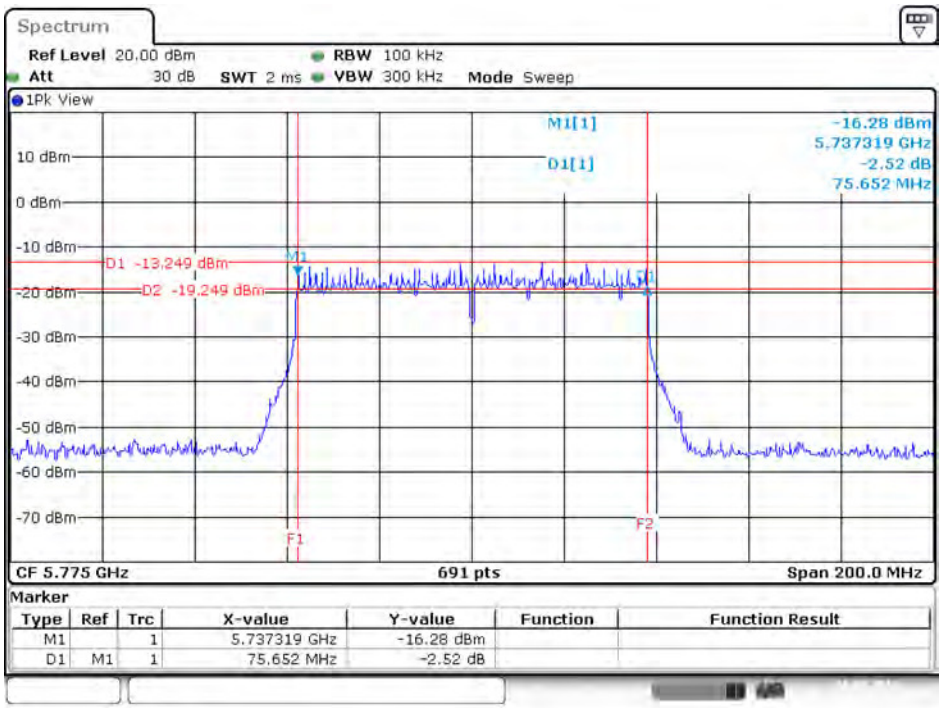

Date: 26.MAY.2016 10:37:38

6 dB Bandwidth Plot on Configuration IEEE 802.11ac MCS0/Nss2 VHT80 / Chain 2 / 5775 MHz

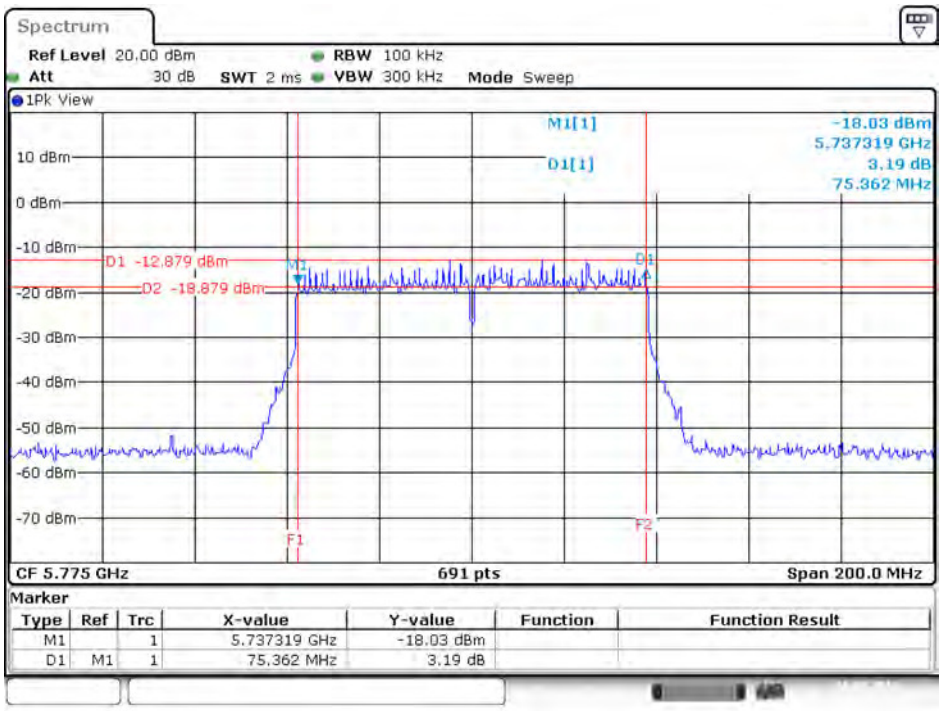

Date: 26.MAY.2016 10:37:51

6 dB Bandwidth Plot on Configuration IEEE 802.11ac MCS0/Nss2 VHT80 / Chain 3 / 5775 MHz

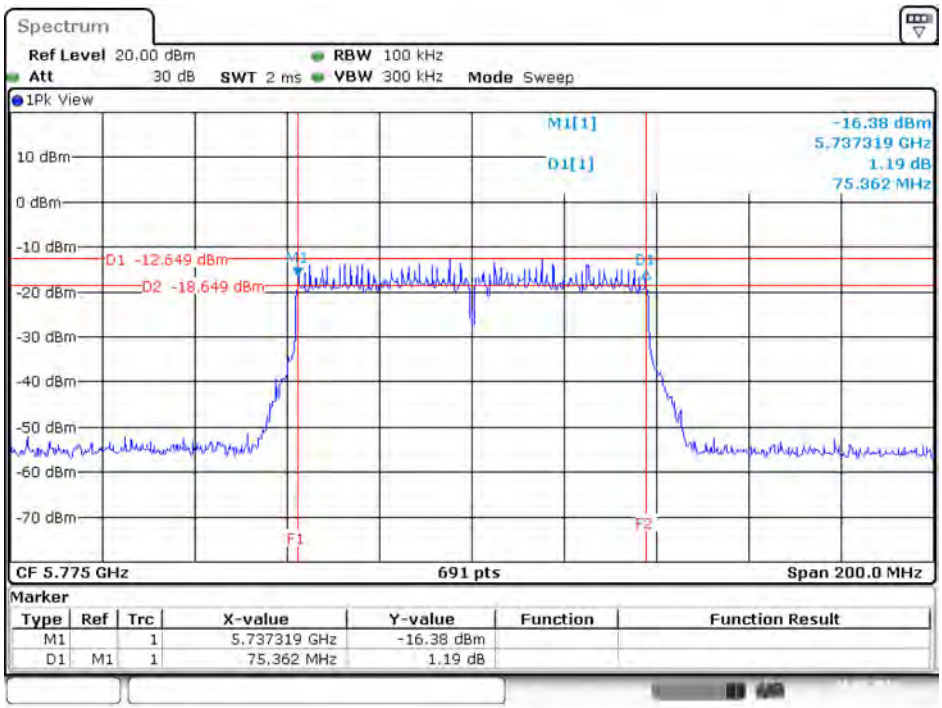

Date: 26.MAY.2016 10:38:03

6 dB Bandwidth Plot on Configuration IEEE 802.11ac MCS0/Nss2 VHT80 / Chain 4 / 5775 MHz

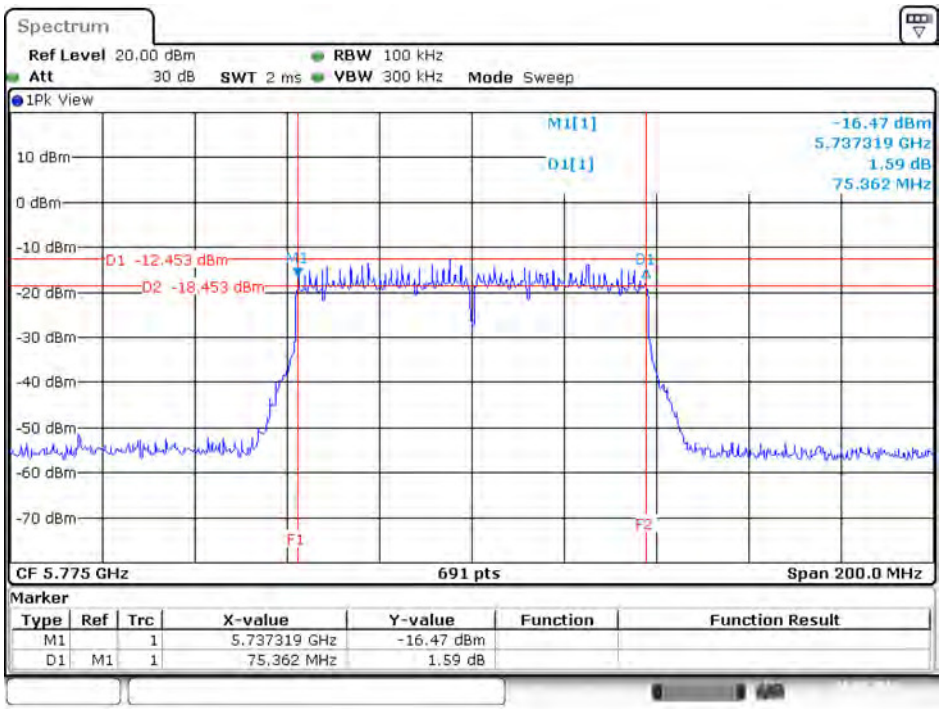

Date: 26.MAY.2016 10:38:18

6 dB Bandwidth Plot on Configuration IEEE 802.11ac MCS0/Nss3 VHT20 / Chain 1 / 5785 MHz

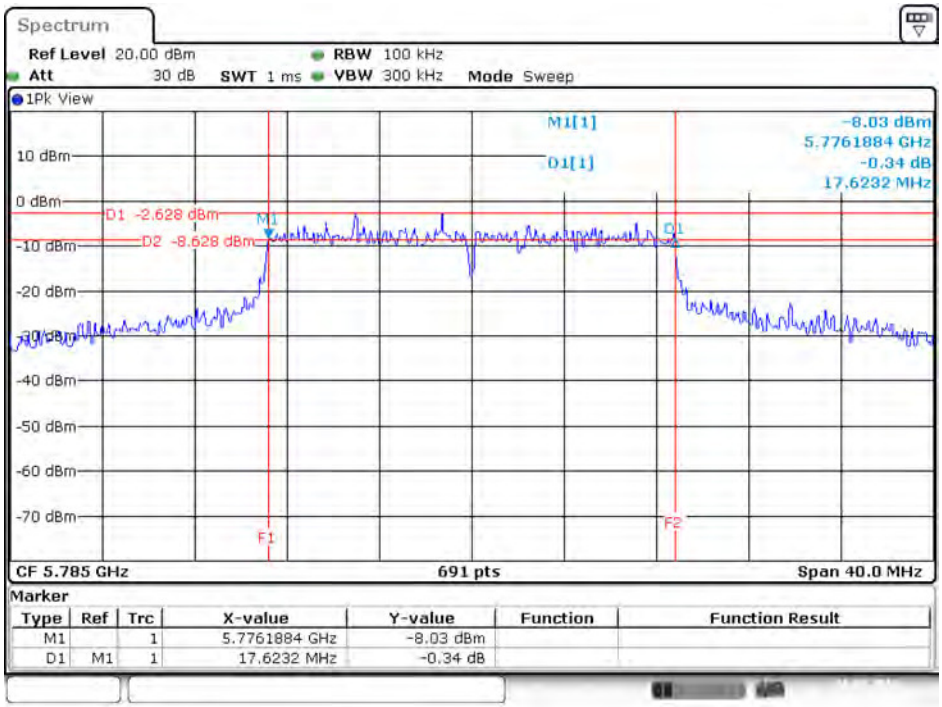

Date: 26.MAY.2016 11:39:25

6 dB Bandwidth Plot on Configuration IEEE 802.11ac MCS0/Nss3 VHT20 / Chain 2 / 5745 MHz

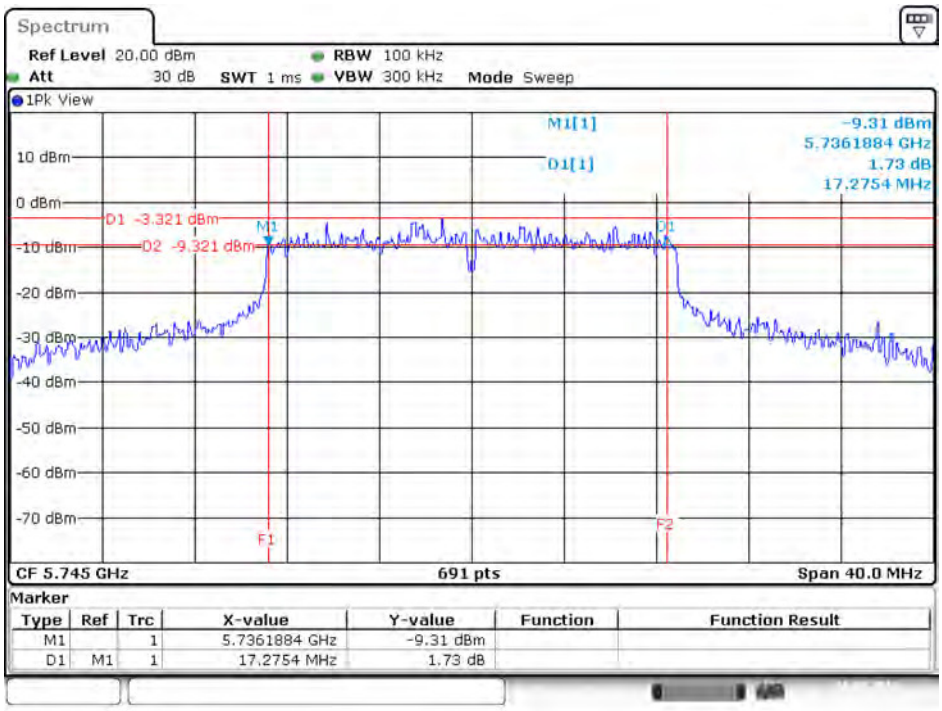

Date: 26.MAY.2016 11:38:22

6 dB Bandwidth Plot on Configuration IEEE 802.11ac MCS0/Nss3 VHT20 / Chain 3 / 5825 MHz

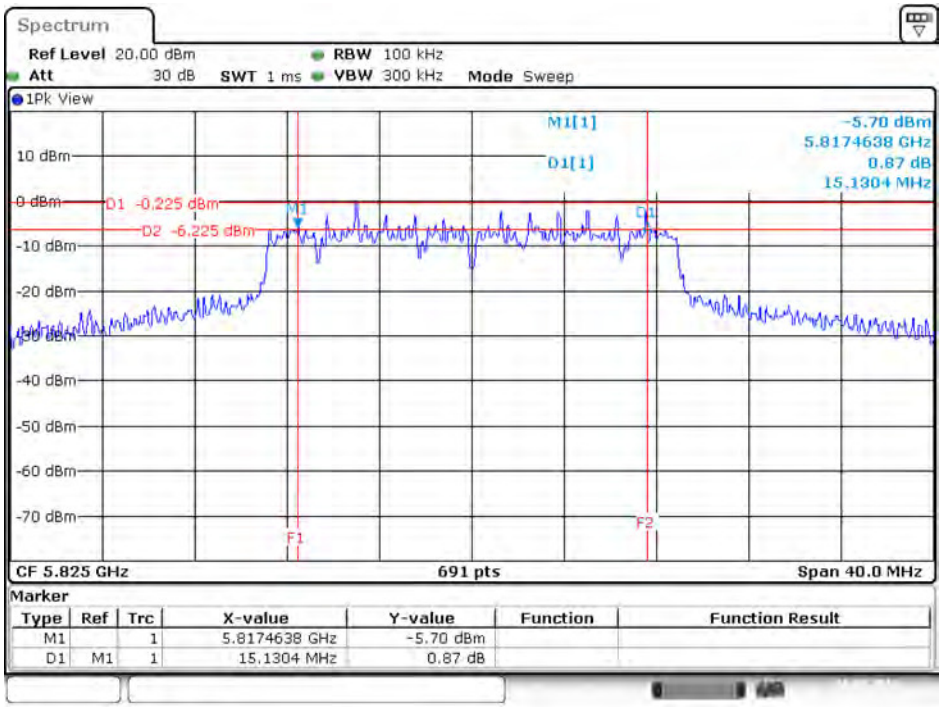

Date: 26.MAY.2016 11:41:08

6 dB Bandwidth Plot on Configuration IEEE 802.11ac MCS0/Nss3 VHT20 / Chain 4 / 5825 MHz

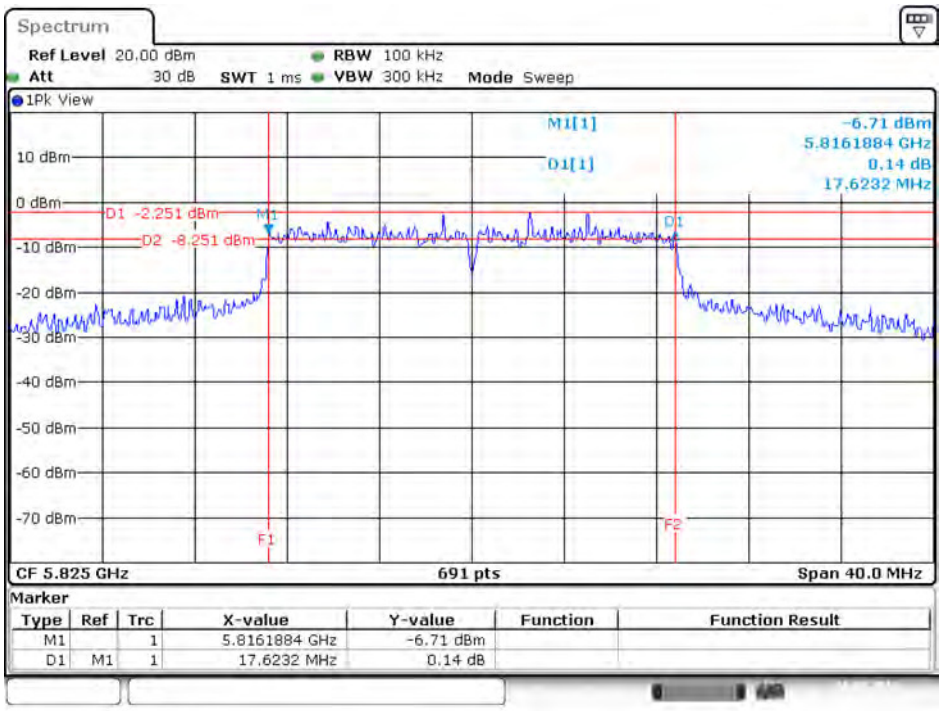

Date: 26.MAY.2016 11:41:20

6 dB Bandwidth Plot on Configuration IEEE 802.11ac MCS0/Nss3 VHT40 / Chain 1 / 5795 MHz

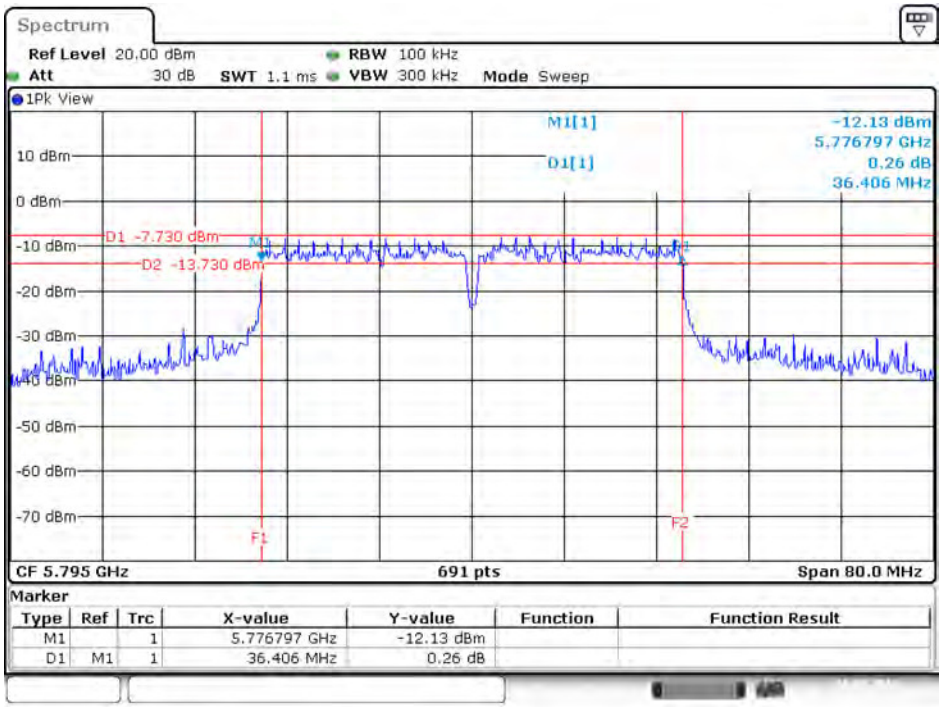

Date: 26.MAY.2016 11:43:47

6 dB Bandwidth Plot on Configuration IEEE 802.11ac MCS0/Nss3 VHT40 / Chain 2 / 5795 MHz

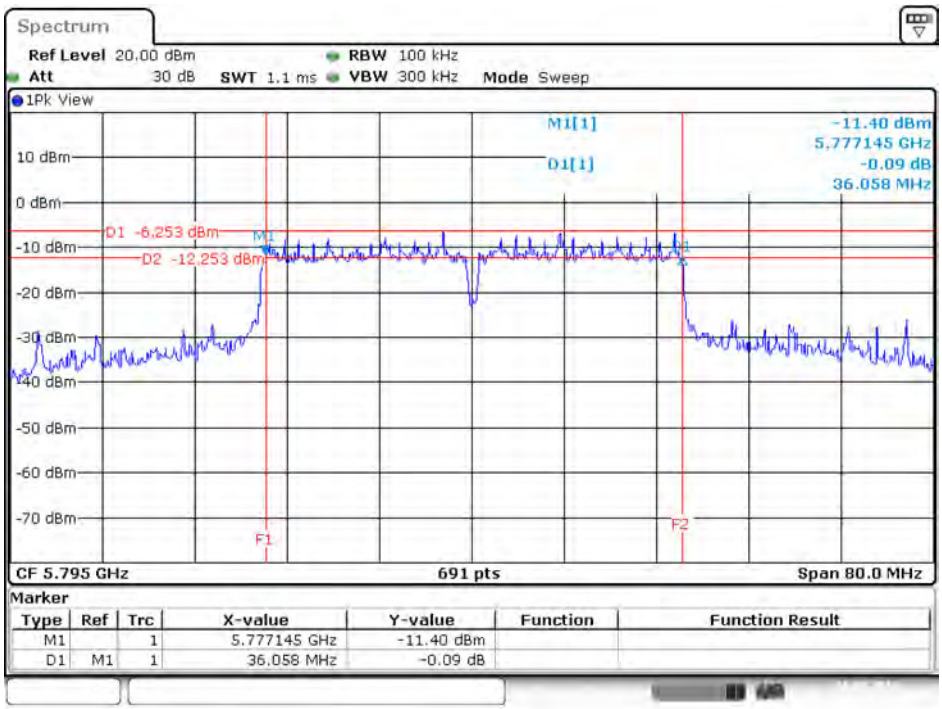

Date: 26.MAY.2016 11:44:01

6 dB Bandwidth Plot on Configuration IEEE 802.11ac MCS0/Nss3 VHT40 / Chain 3 / 5795 MHz

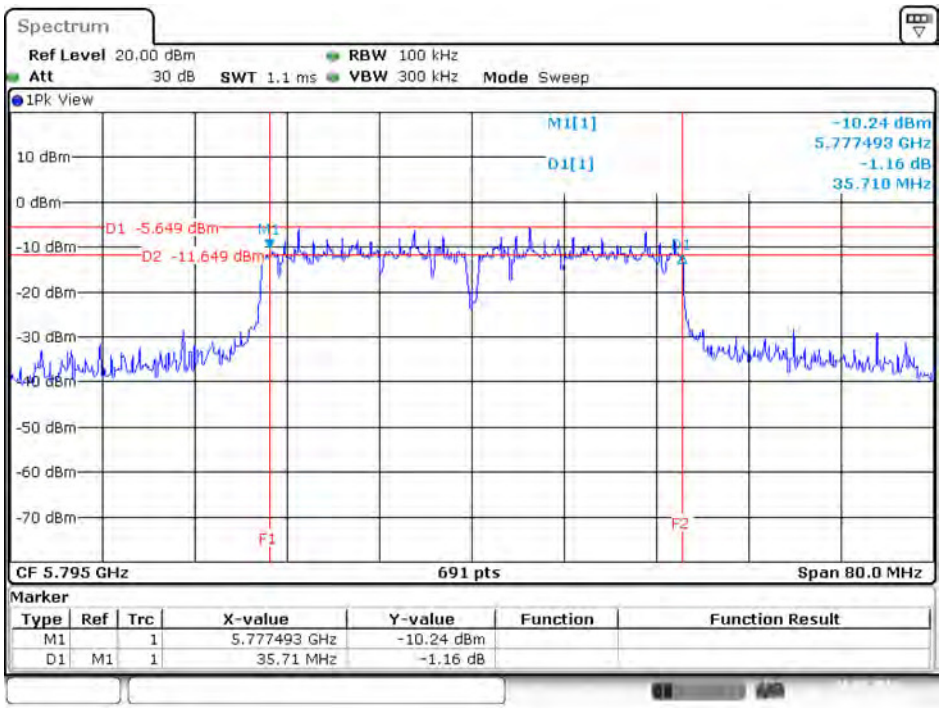

Date: 26.MAY.2016 11:44:13

6 dB Bandwidth Plot on Configuration IEEE 802.11ac MCS0/Nss3 VHT40 / Chain 4 / 5795 MHz

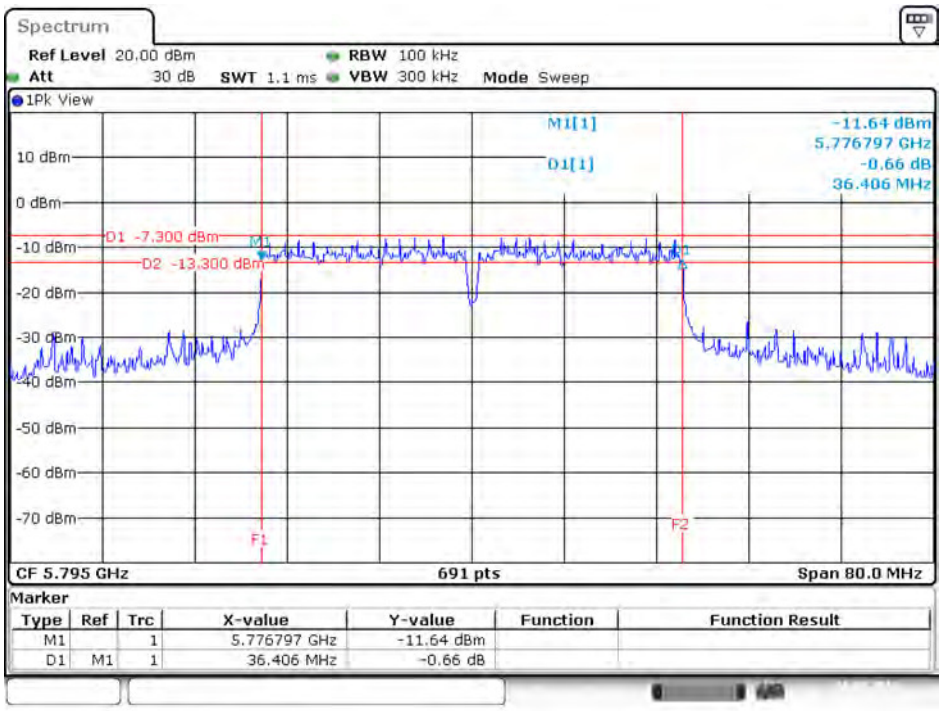

Date: 26.MAY.2016 11:44:27

6 dB Bandwidth Plot on Configuration IEEE 802.11ac MCS0/Nss3 VHT80 / Chain 1 / 5775 MHz

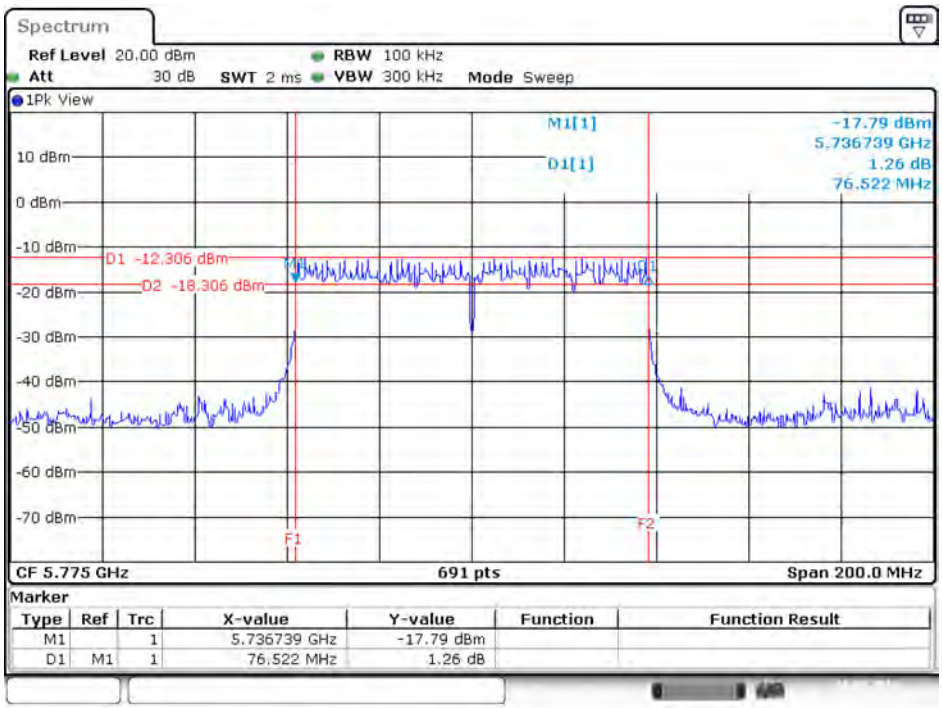

Date: 26.MAY.2016 11:45:53

6 dB Bandwidth Plot on Configuration IEEE 802.11ac MCS0/Nss3 VHT80 / Chain 2 / 5775 MHz

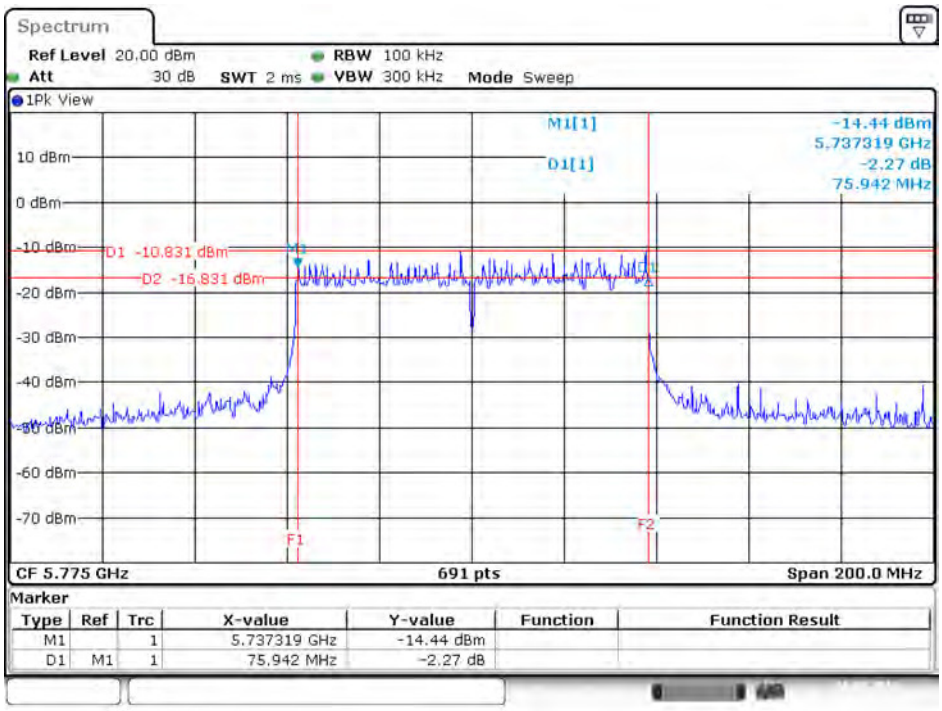

Date: 26.MAY.2016 11:46:07

6 dB Bandwidth Plot on Configuration IEEE 802.11ac MCS0/Nss3 VHT80 / Chain 3 / 5775 MHz

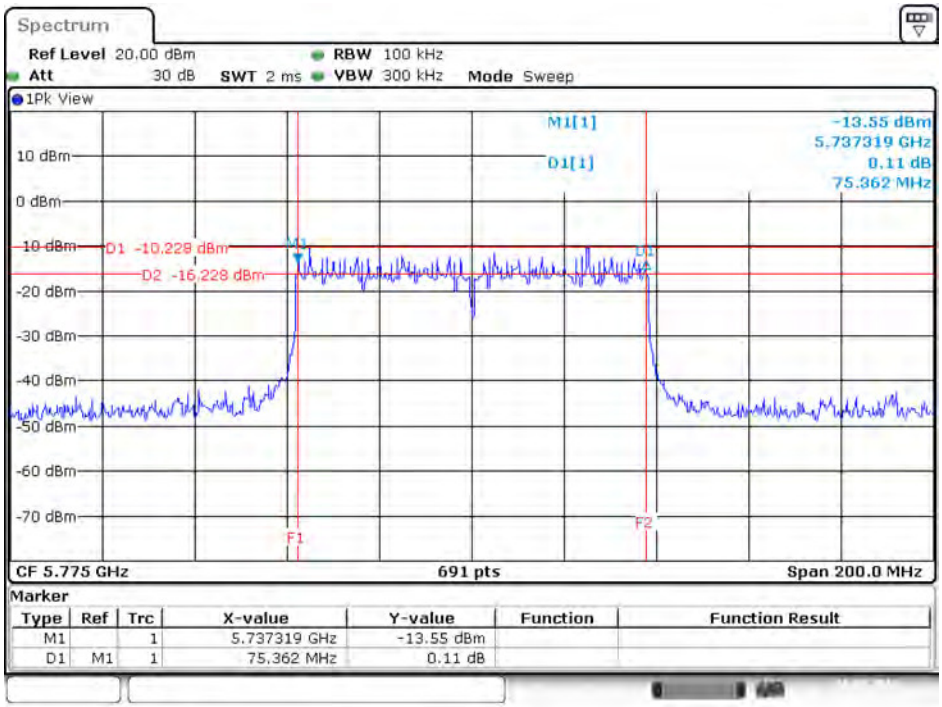

Date: 26.MAY.2016 11:46:19

6 dB Bandwidth Plot on Configuration IEEE 802.11ac MCS0/Nss3 VHT80 / Chain 4 / 5775 MHz

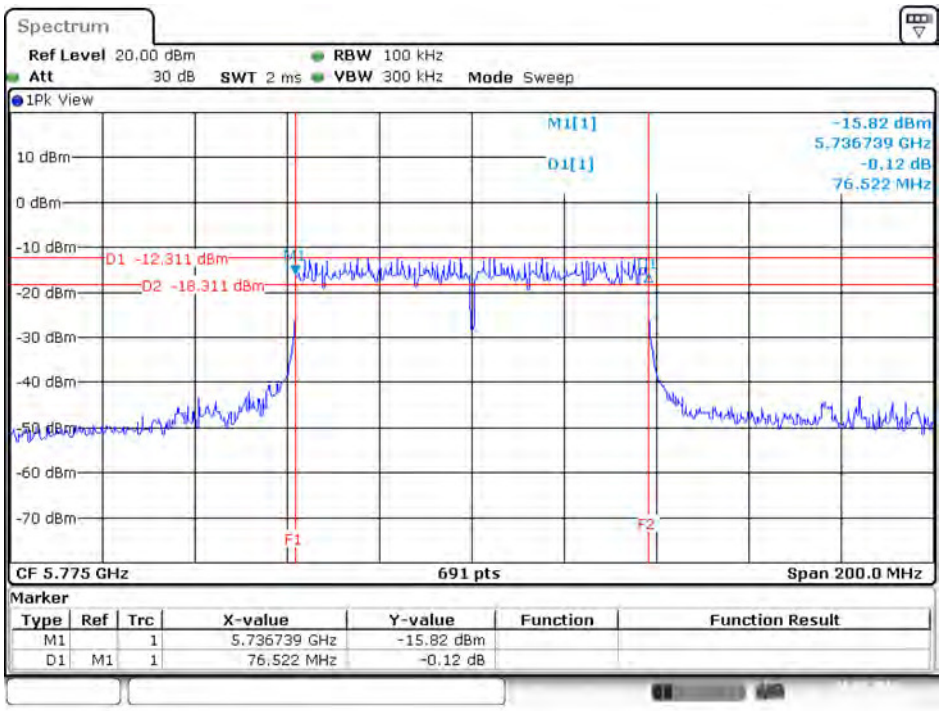

Date: 26.MAY.2016 11:46:44

For 802.11ac MCS0/Nss2 VHT80+80 Mode

Type 1

6 dB Bandwidth Plot on Chain 3 / 5775 MHz

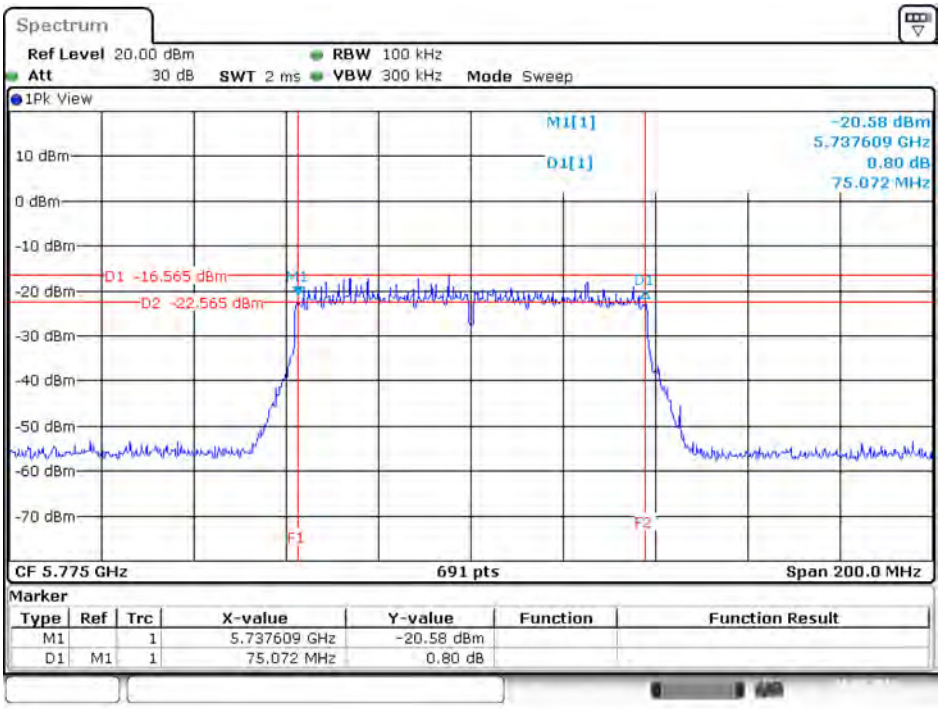

Date: 26.MAY.2016 20:46:33

6 dB Bandwidth Plot on Chain 4 / 5775 MHz

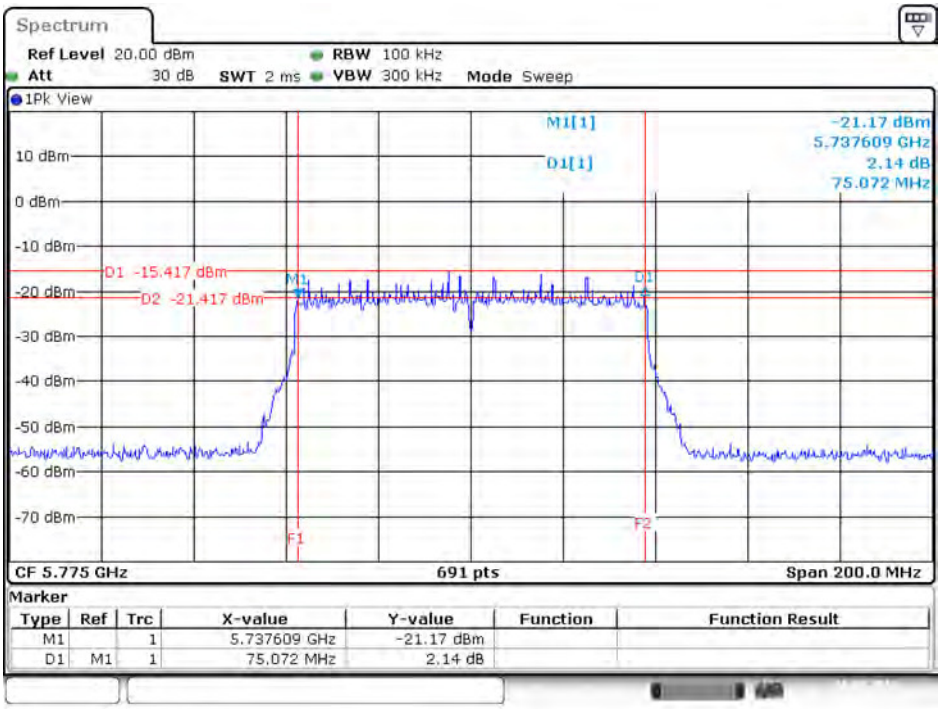

Date: 26.MAY.2016 20:47:00

For Mode 2:

6 dB Bandwidth Plot on Configuration IEEE 802.11ac MCS0/Nss1 VHT20 / Chain 1 / 5825 MHz

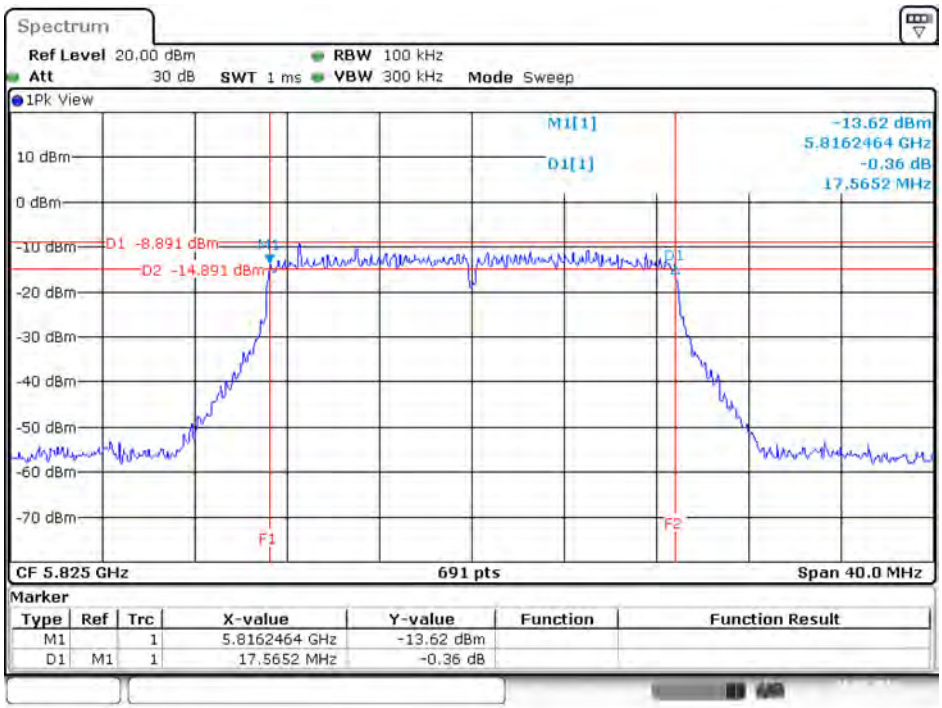

Date: 26.MAY.2016 09:45:38

6 dB Bandwidth Plot on Configuration IEEE 802.11ac MCS0/Nss1 VHT20 / Chain 2 / 5825 MHz

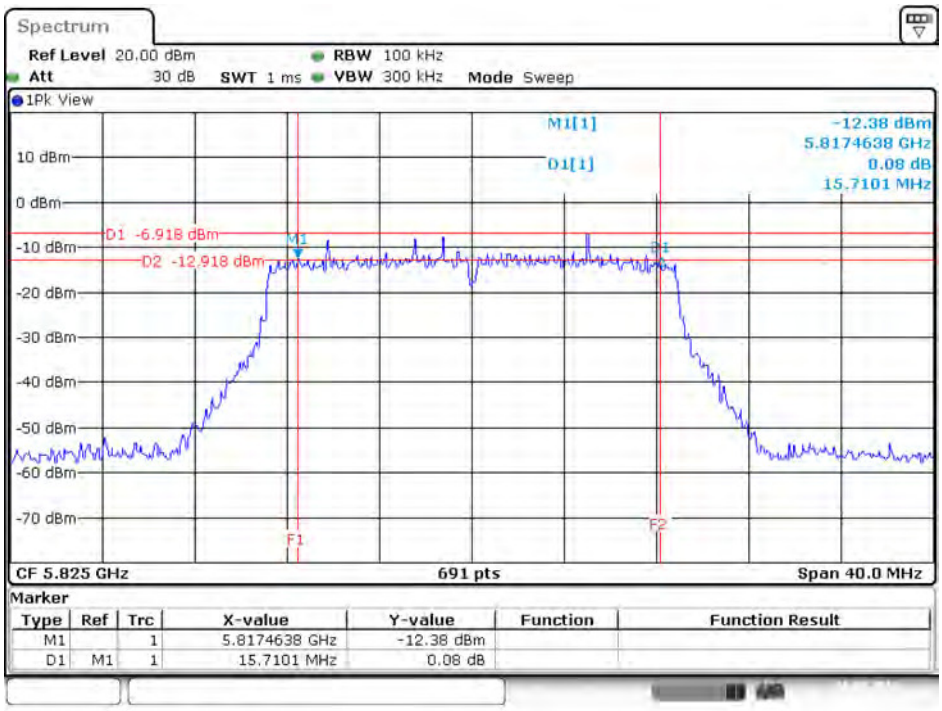

Date: 26.MAY.2016 09:46:05

6 dB Bandwidth Plot on Configuration IEEE 802.11ac MCS0/Nss1 VHT20 / Chain 3 / 5825 MHz

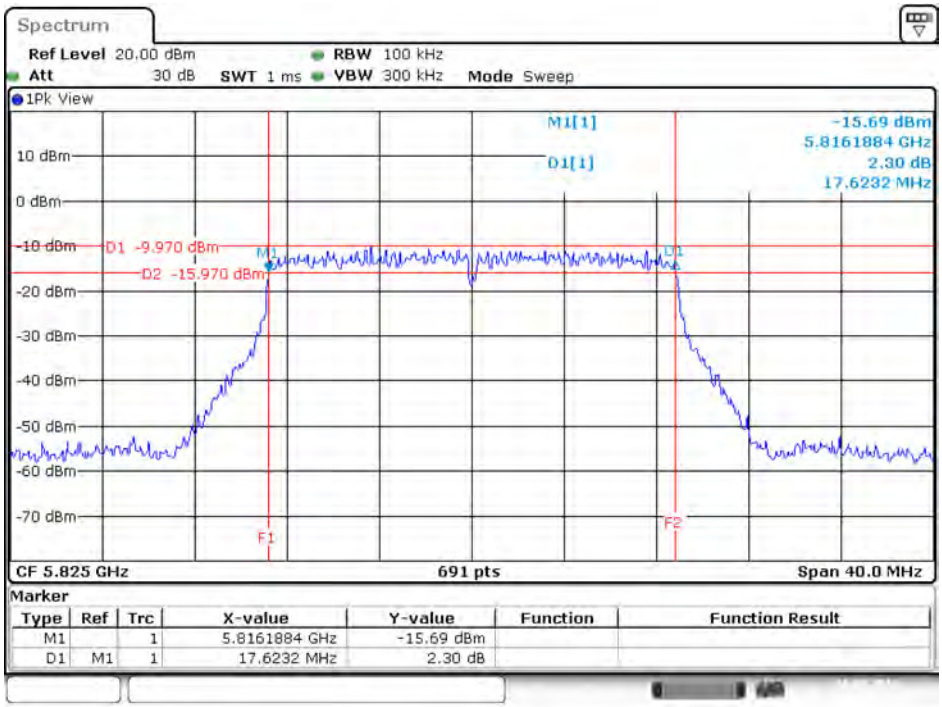

Date: 26.MAY.2016 09:46:20

6 dB Bandwidth Plot on Configuration IEEE 802.11ac MCS0/Nss1 VHT20 / Chain 4 / 5825 MHz

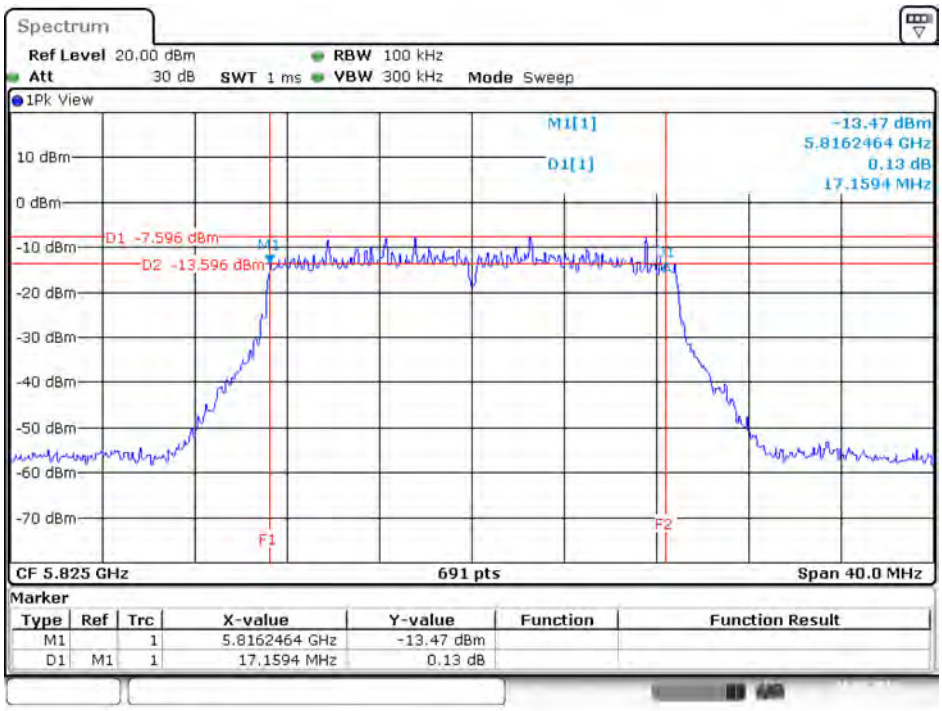

Date: 26.MAY.2016 09:46:33

6 dB Bandwidth Plot on Configuration IEEE 802.11ac MCS0/Nss1 VHT40 / Chain 1 / 5755 MHz

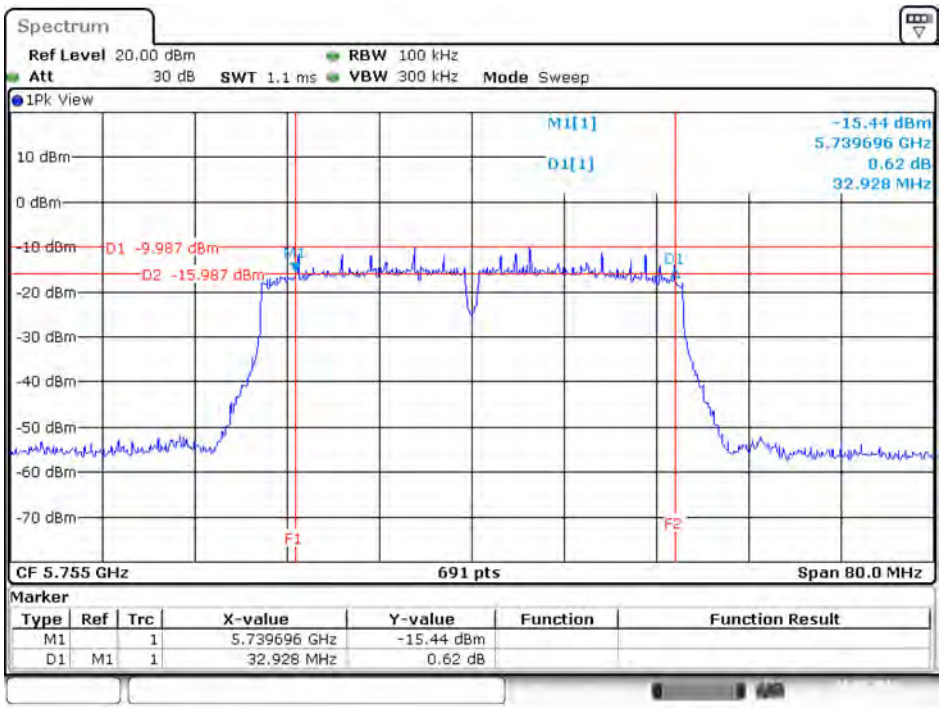

Date: 26.MAY.2016 09:34:48

6 dB Bandwidth Plot on Configuration IEEE 802.11ac MCS0/Nss1 VHT40 / Chain 2 / 5795 MHz

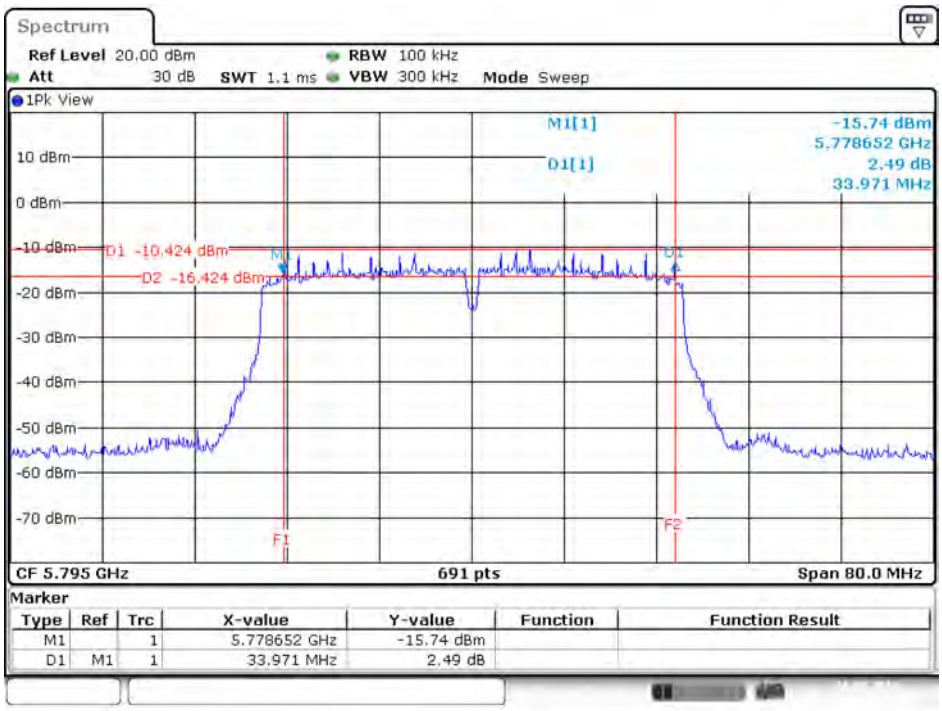

Date: 26.MAY.2016 09:36:32

6 dB Bandwidth Plot on Configuration IEEE 802.11ac MCS0/Nss1 VHT40 / Chain 3 / 5795 MHz

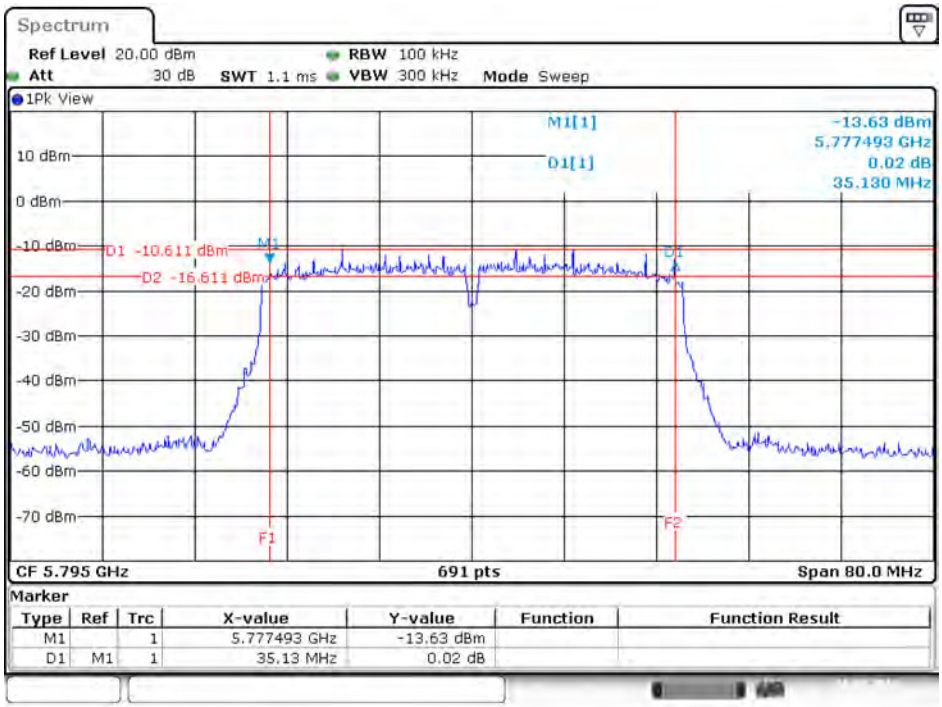

Date: 26.MAY.2016 09:36:45

6 dB Bandwidth Plot on Configuration IEEE 802.11ac MCS0/Nss1 VHT40 / Chain 4 / 5755 MHz

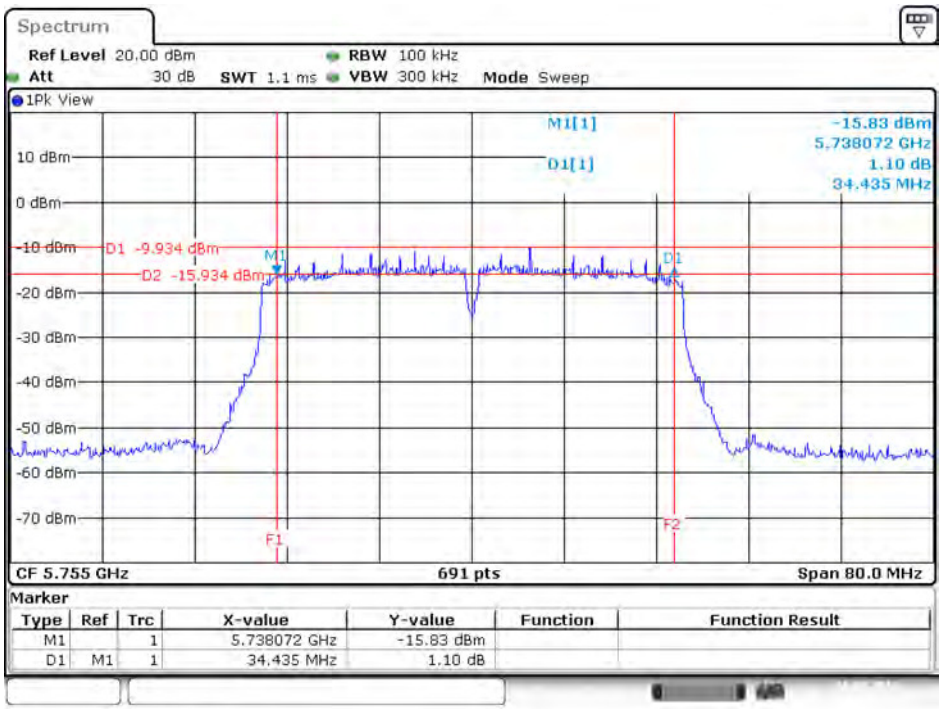

Date: 26.MAY.2016 09:35:30

6 dB Bandwidth Plot on Configuration IEEE 802.11ac MCS0/Nss1 VHT80 / Chain 1 / 5775 MHz

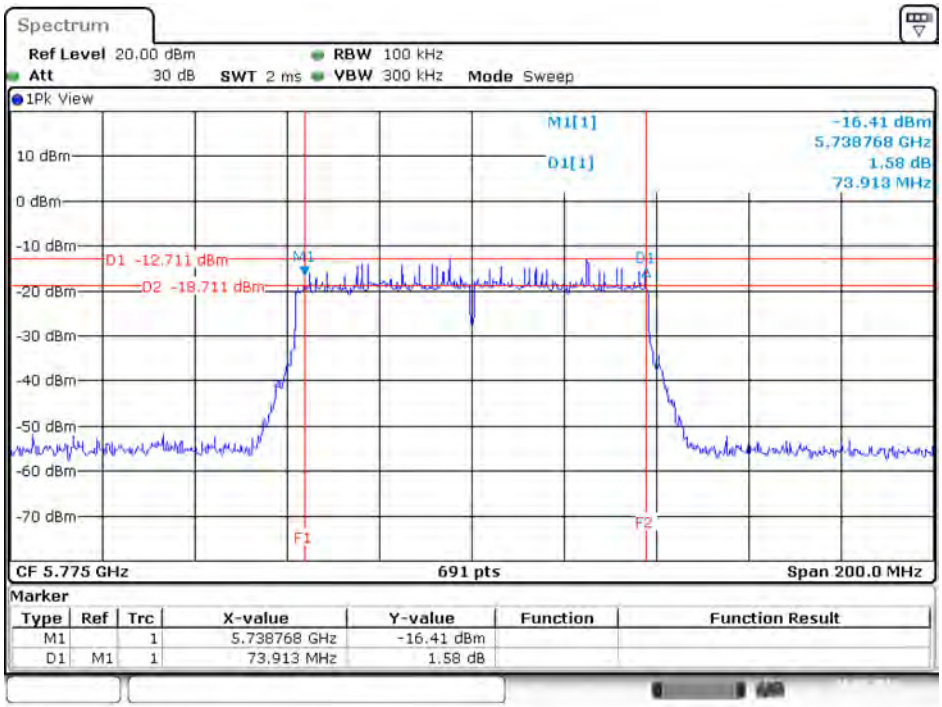

Date: 26.MAY.2016 09:37:57

6 dB Bandwidth Plot on Configuration IEEE 802.11ac MCS0/Nss1 VHT80 / Chain 2 / 5775 MHz

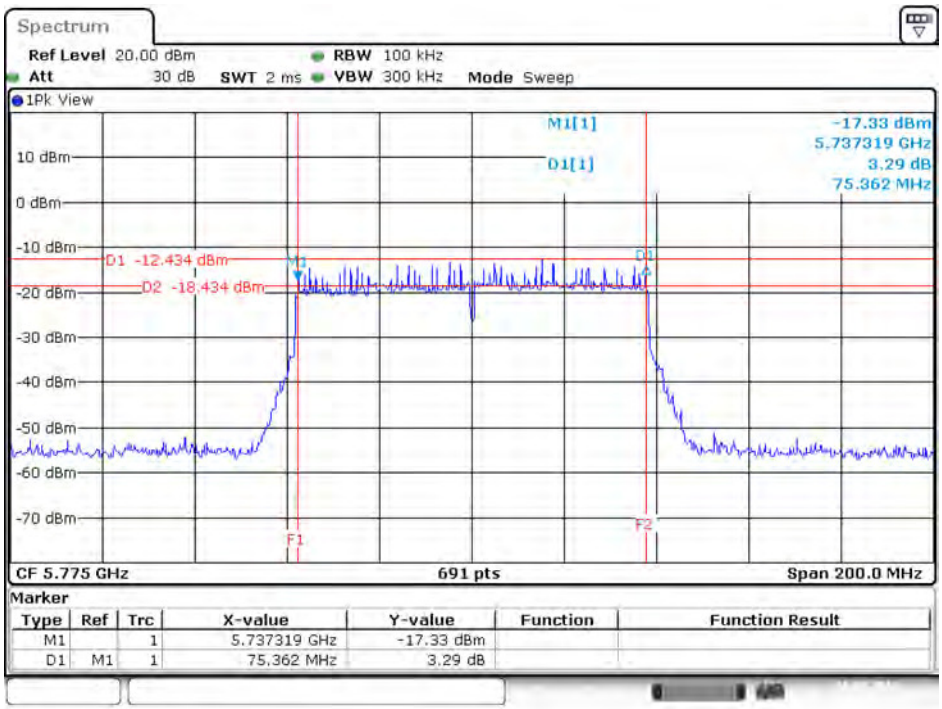

Date: 26.MAY.2016 09:38:14

6 dB Bandwidth Plot on Configuration IEEE 802.11ac MCS0/Nss1 VHT80 / Chain 3 / 5775 MHz

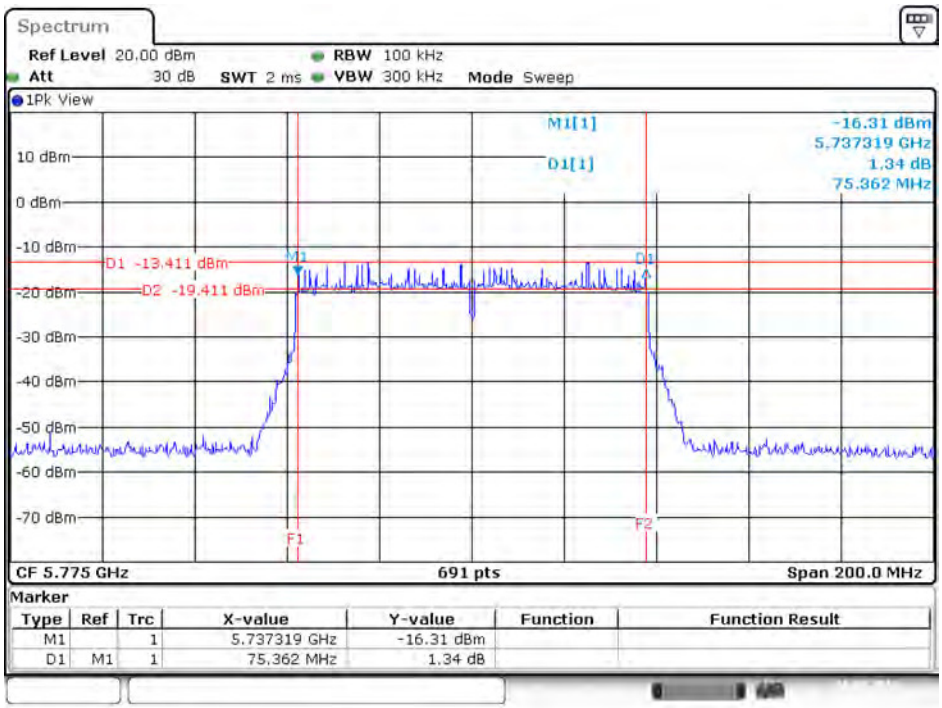

Date: 26.MAY.2016 09:38:29

6 dB Bandwidth Plot on Configuration IEEE 802.11ac MCS0/Nss1 VHT80 / Chain 4 / 5775 MHz

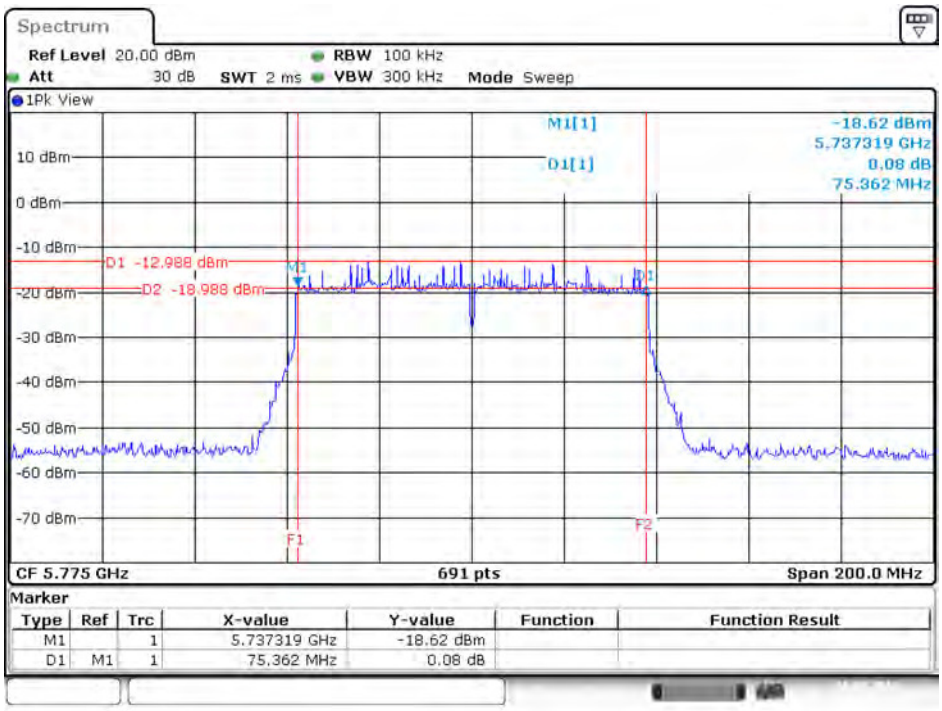

Date: 26.MAY.2016 09:38:41

6 dB Bandwidth Plot on Configuration IEEE 802.11ac MCS0/Nss2 VHT20 / Chain 1 / 5745 MHz

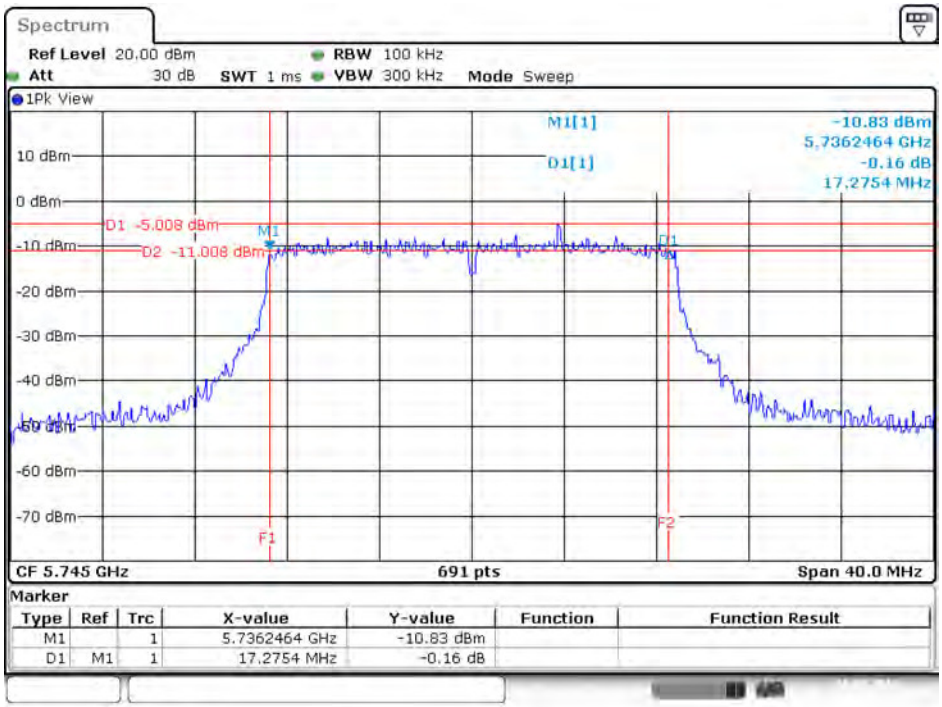

Date: 26.MAY.2016 10:25:39

6 dB Bandwidth Plot on Configuration IEEE 802.11ac MCS0/Nss2 VHT20 / Chain 2 / 5785 MHz

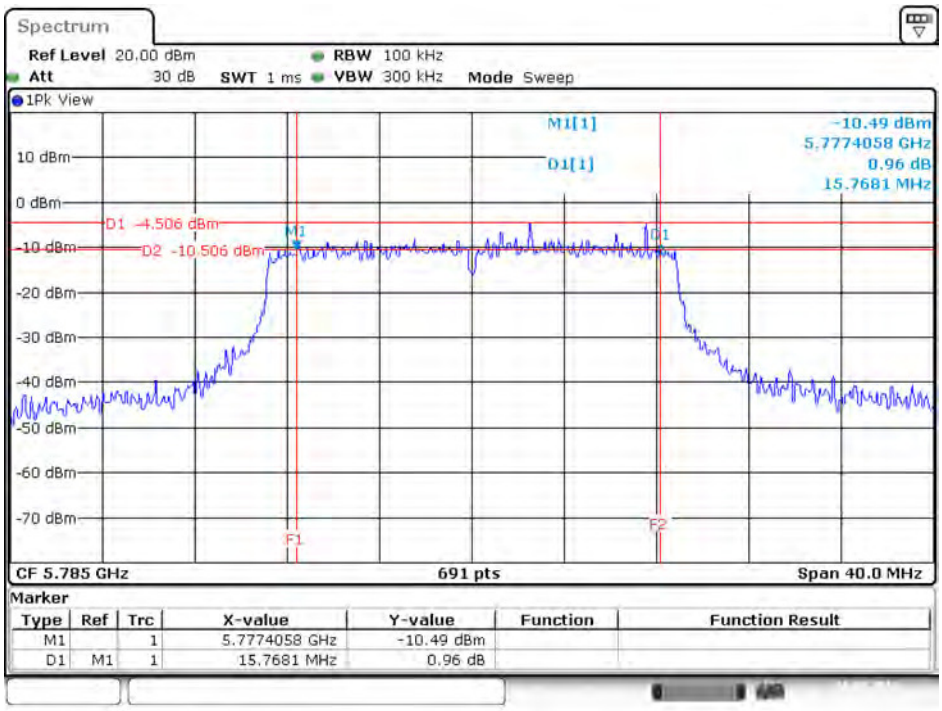

Date: 26.MAY.2016 10:27:15

6 dB Bandwidth Plot on Configuration IEEE 802.11ac MCS0/Nss2 VHT20 / Chain 3 / 5825 MHz

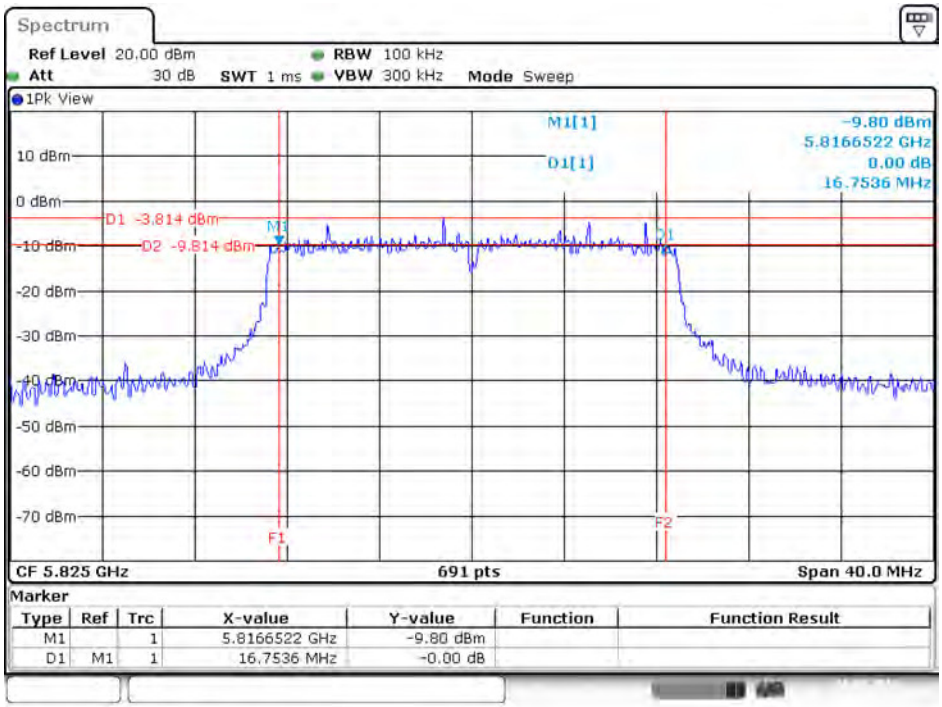

Date: 26.MAY.2016 10:28:53

6 dB Bandwidth Plot on Configuration IEEE 802.11ac MCS0/Nss2 VHT20 / Chain 4 / 5745 MHz

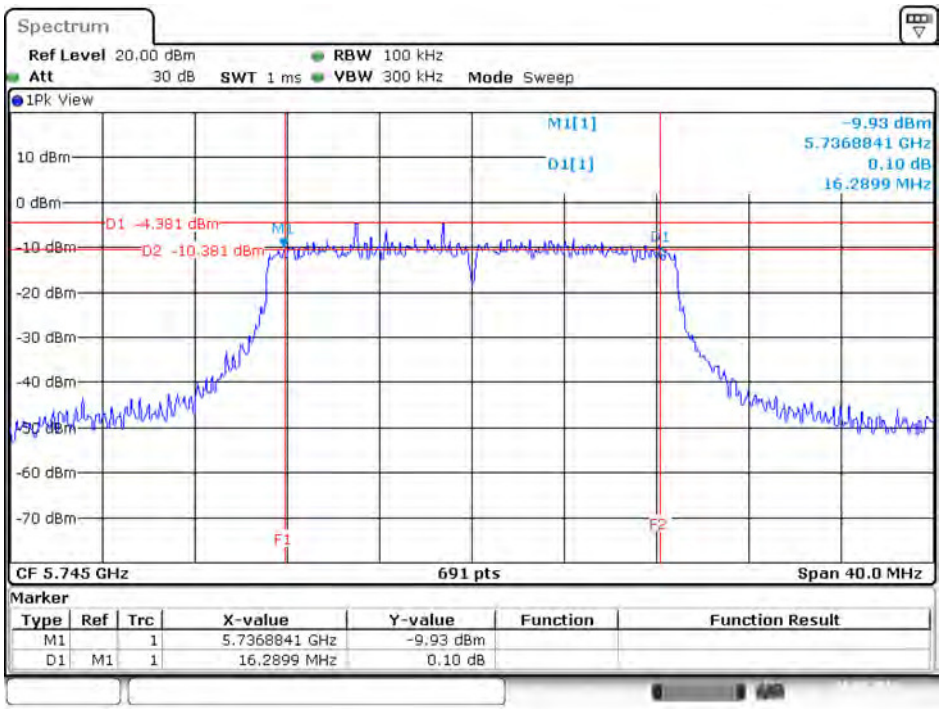

Date: 26.MAY.2016 10:26:24

6 dB Bandwidth Plot on Configuration IEEE 802.11ac MCS0/Nss2 VHT40 / Chain 1 / 5755 MHz

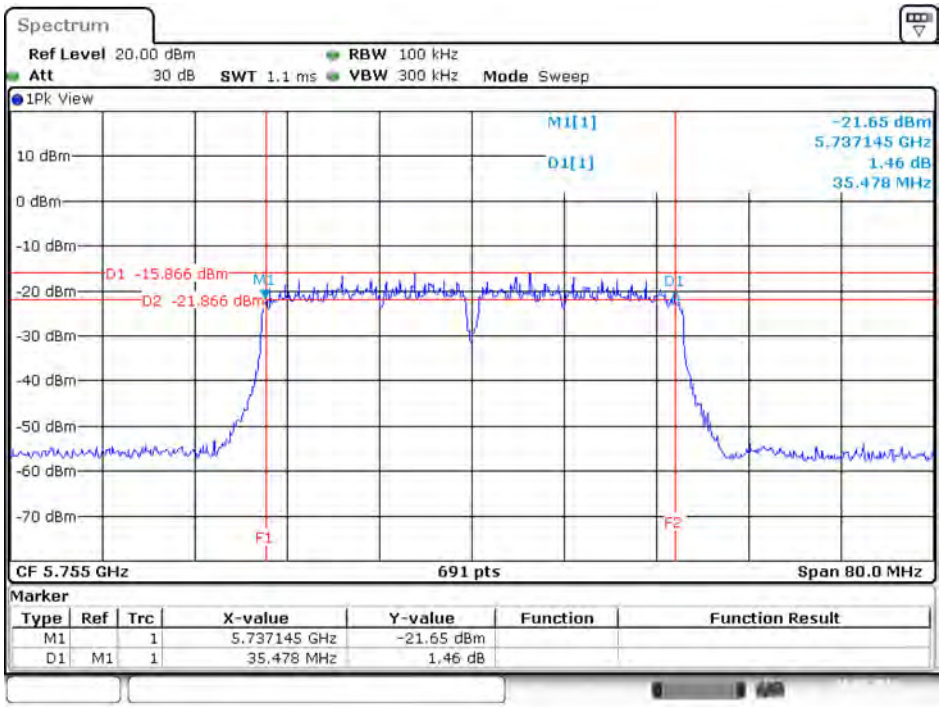

Date: 26.MAY.2016 10:41:20

6 dB Bandwidth Plot on Configuration IEEE 802.11ac MCS0/Nss2 VHT40 / Chain 2 / 5795 MHz

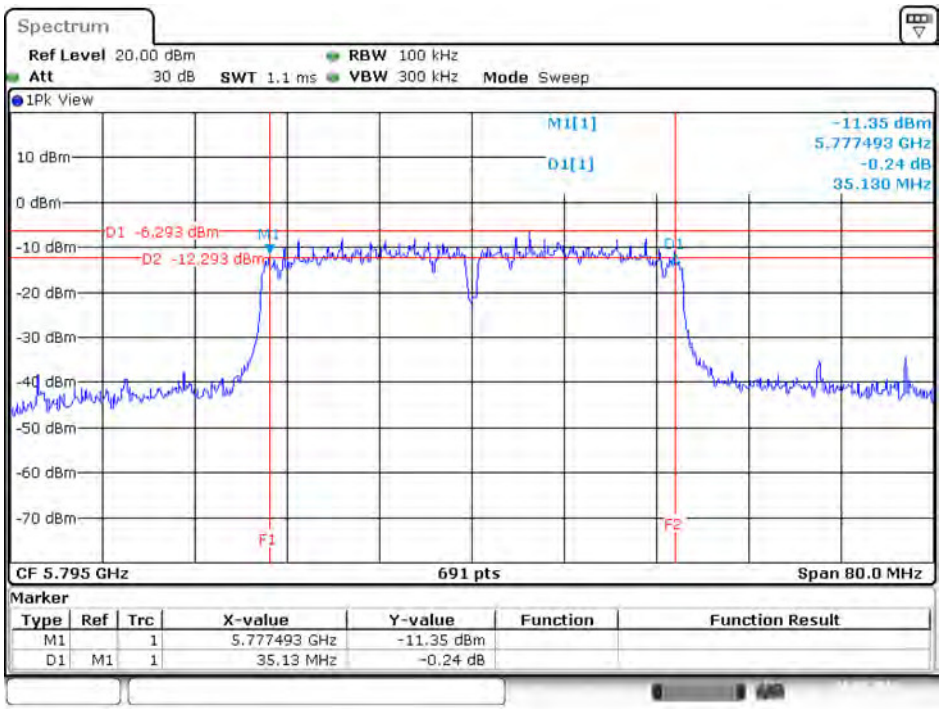

Date: 26.MAY.2016 10:35:49

6 dB Bandwidth Plot on Configuration IEEE 802.11ac MCS0/Nss2 VHT40 / Chain 3 / 5795 MHz

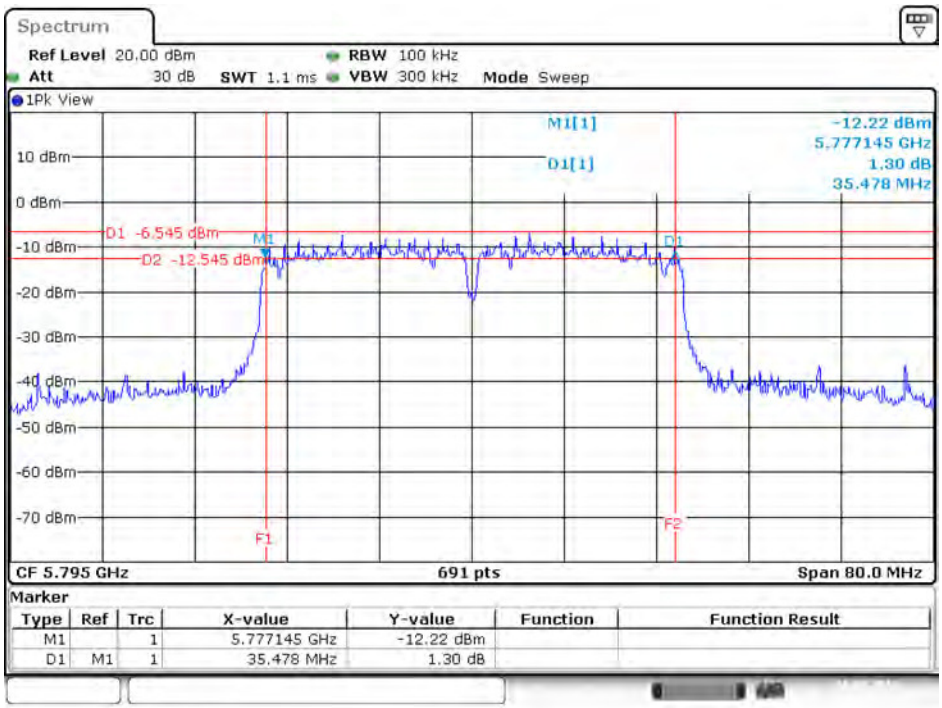

Date: 26.MAY.2016 10:36:02

6 dB Bandwidth Plot on Configuration IEEE 802.11ac MCS0/Nss2 VHT40 / Chain 4 / 5795 MHz

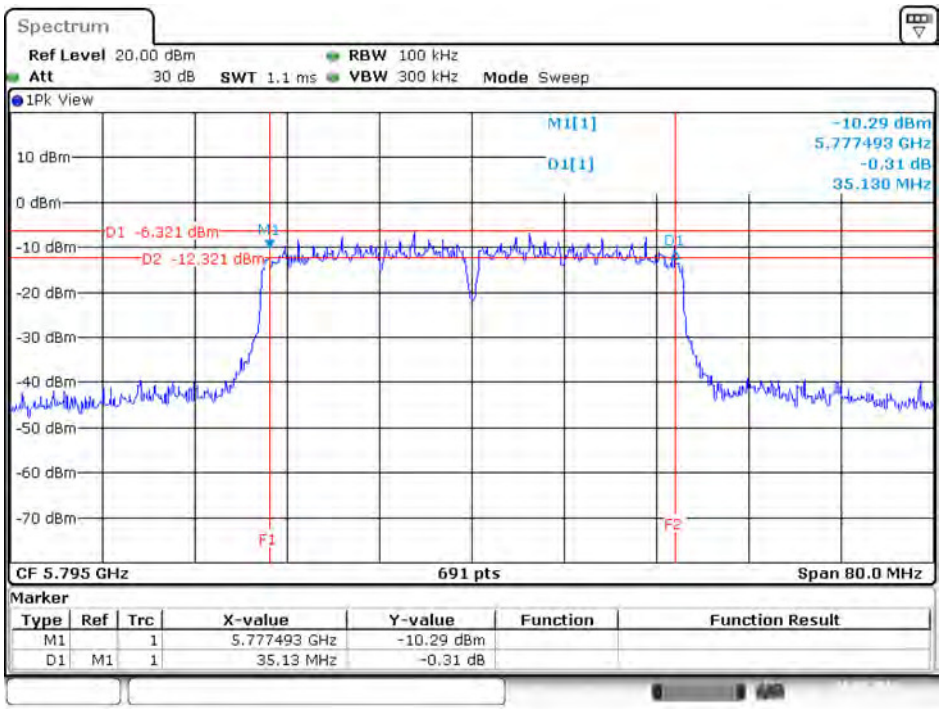

Date: 26.MAY.2016 10:36:13

6 dB Bandwidth Plot on Configuration IEEE 802.11ac MCS0/Nss2 VHT80 / Chain 1 / 5775 MHz

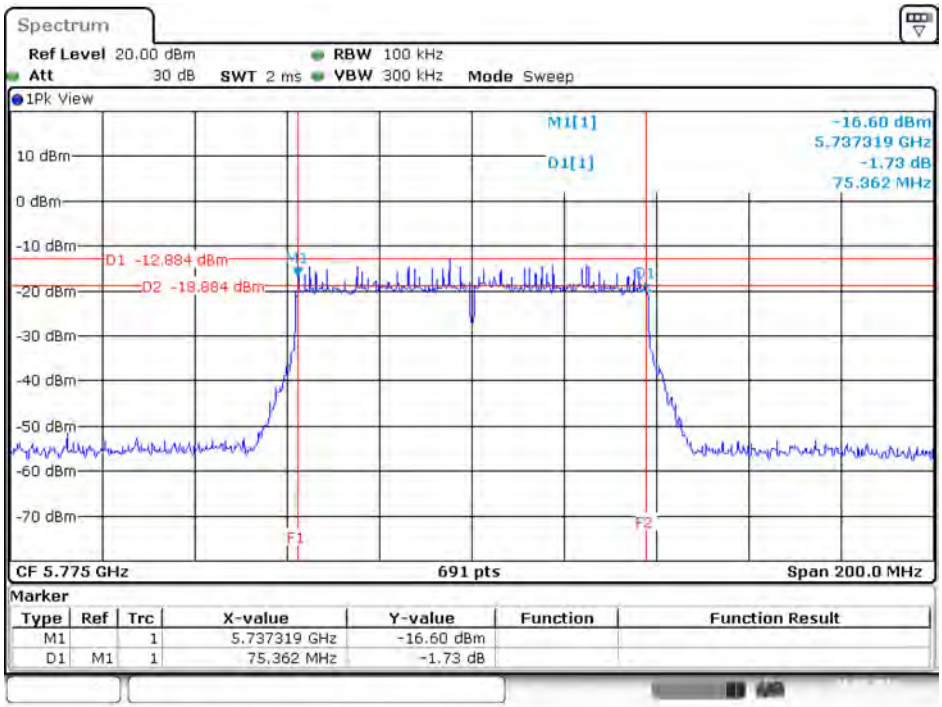

Date: 26.MAY.2016 10:43:34

6 dB Bandwidth Plot on Configuration IEEE 802.11ac MCS0/Nss2 VHT80 / Chain 2 / 5775 MHz

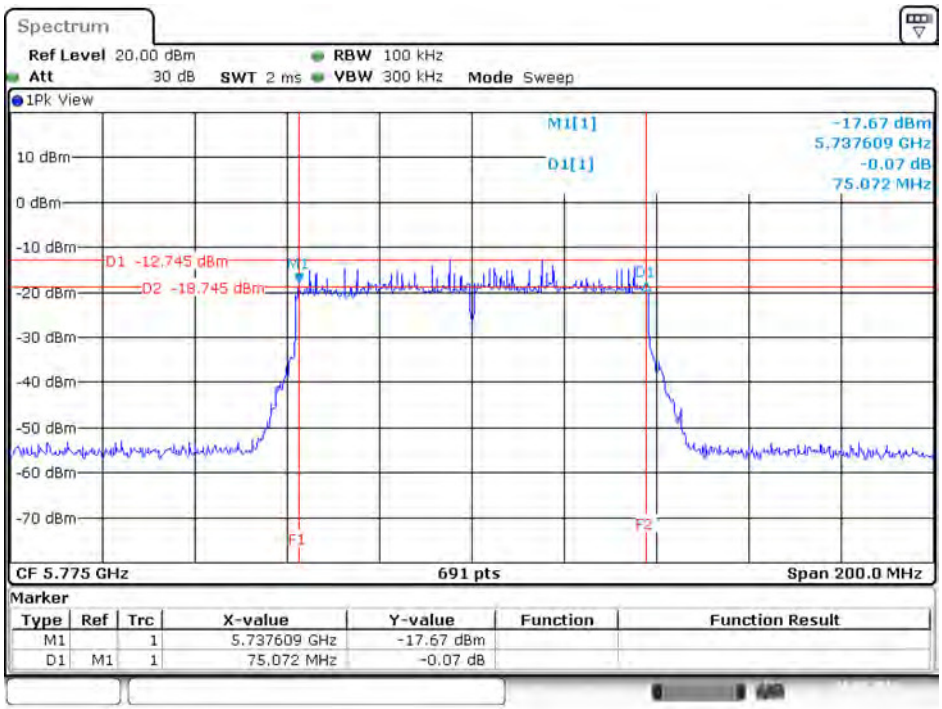

Date: 26.MAY.2016 10:43:59

6 dB Bandwidth Plot on Configuration IEEE 802.11ac MCS0/Nss2 VHT80 / Chain 3 / 5775 MHz

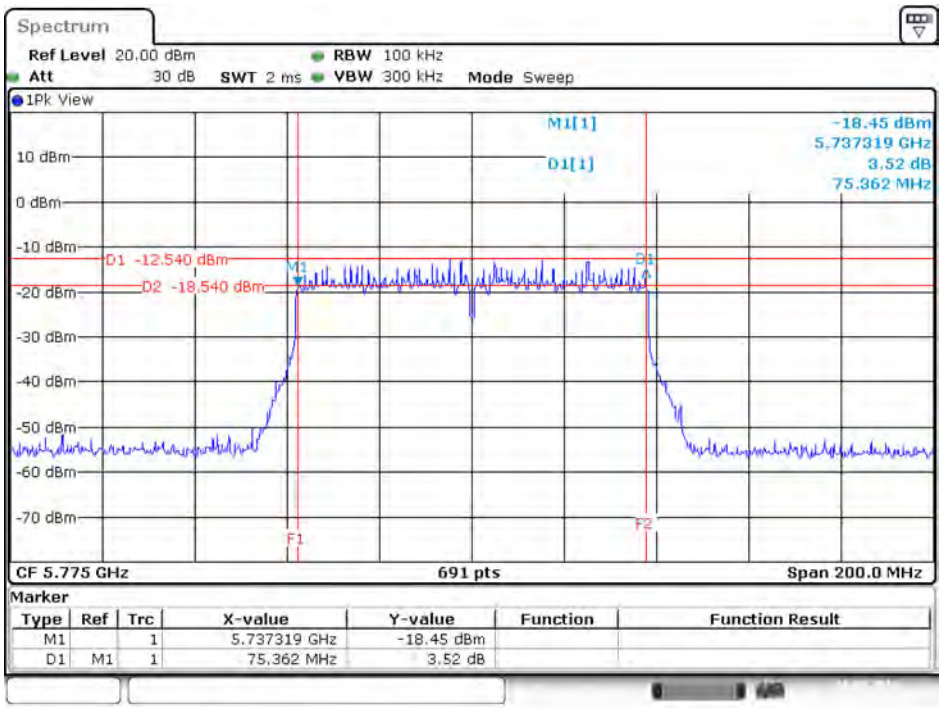

Date: 26.MAY.2016 10:44:27

6 dB Bandwidth Plot on Configuration IEEE 802.11ac MCS0/Nss2 VHT80 / Chain 4 / 5775 MHz

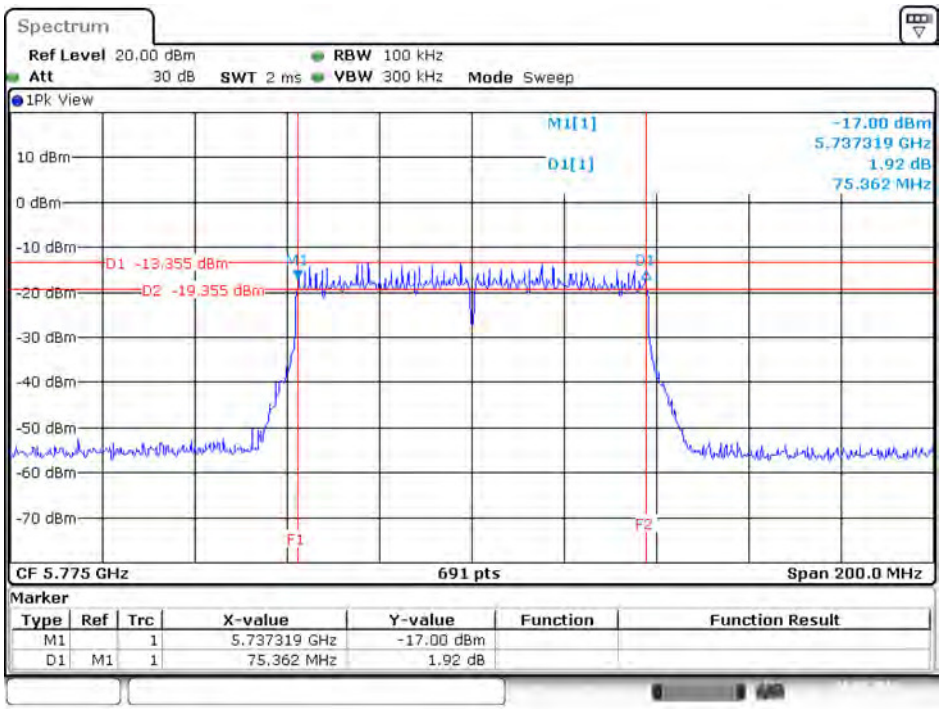

Date: 26.MAY.2016 10:44:41

6 dB Bandwidth Plot on Configuration IEEE 802.11ac MCS0/Nss3 VHT20 / Chain 1 / 5745 MHz

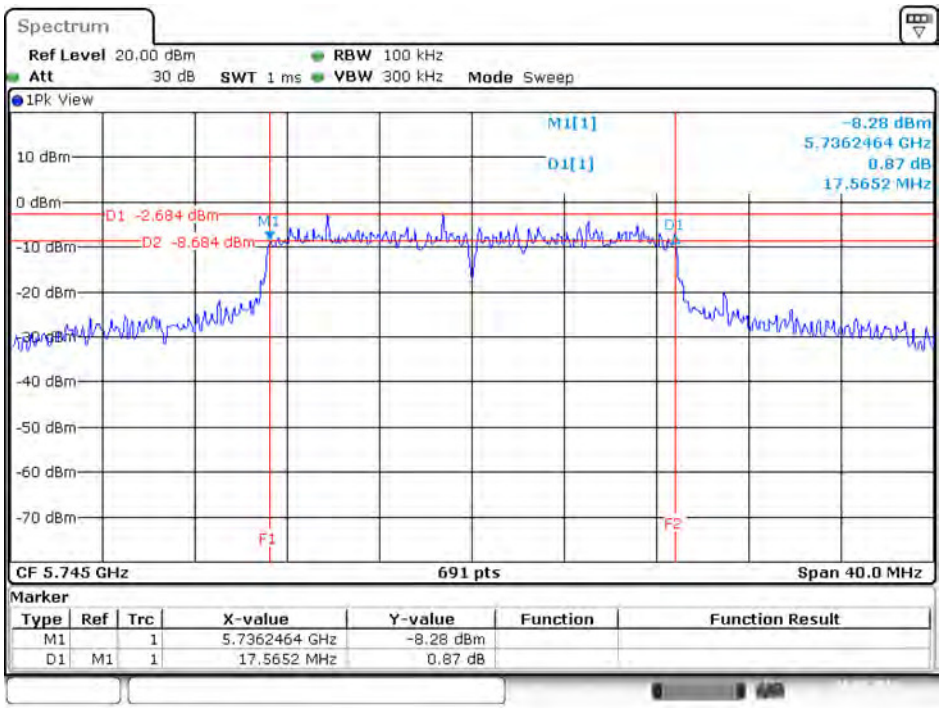

Date: 26.MAY.2016 11:49:29

6 dB Bandwidth Plot on Configuration IEEE 802.11ac MCS0/Nss3 VHT20 / Chain 2 / 5825 MHz

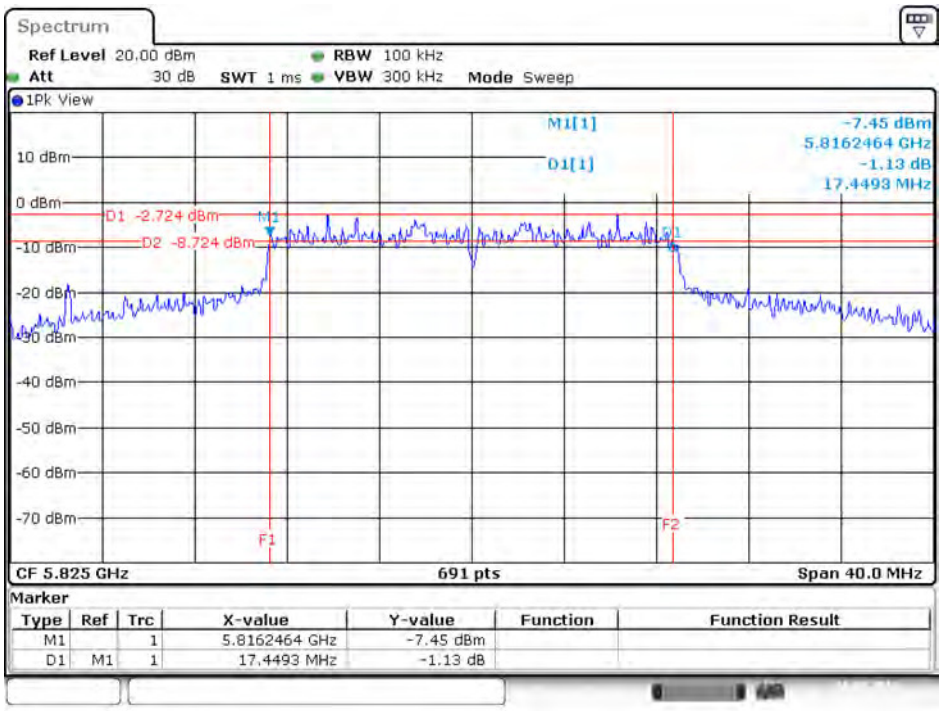

Date: 26.MAY.2016 11:51:06

6 dB Bandwidth Plot on Configuration IEEE 802.11ac MCS0/Nss3 VHT20 / Chain 3 / 5825 MHz

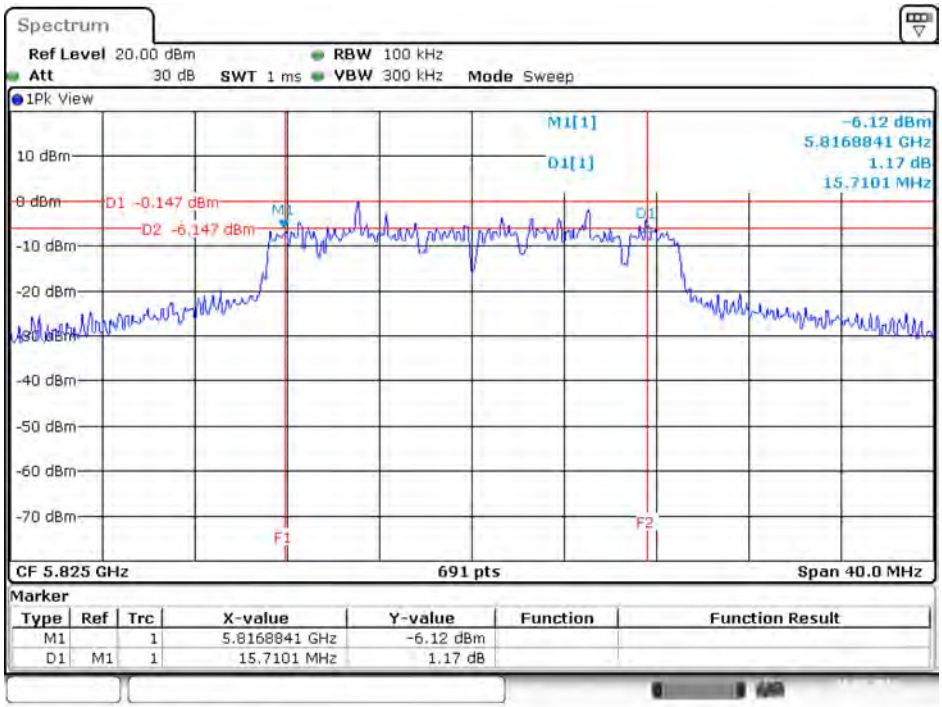

Date: 26.MAY.2016 11:51:24

6 dB Bandwidth Plot on Configuration IEEE 802.11ac MCS0/Nss3 VHT20 / Chain 4 / 5825 MHz

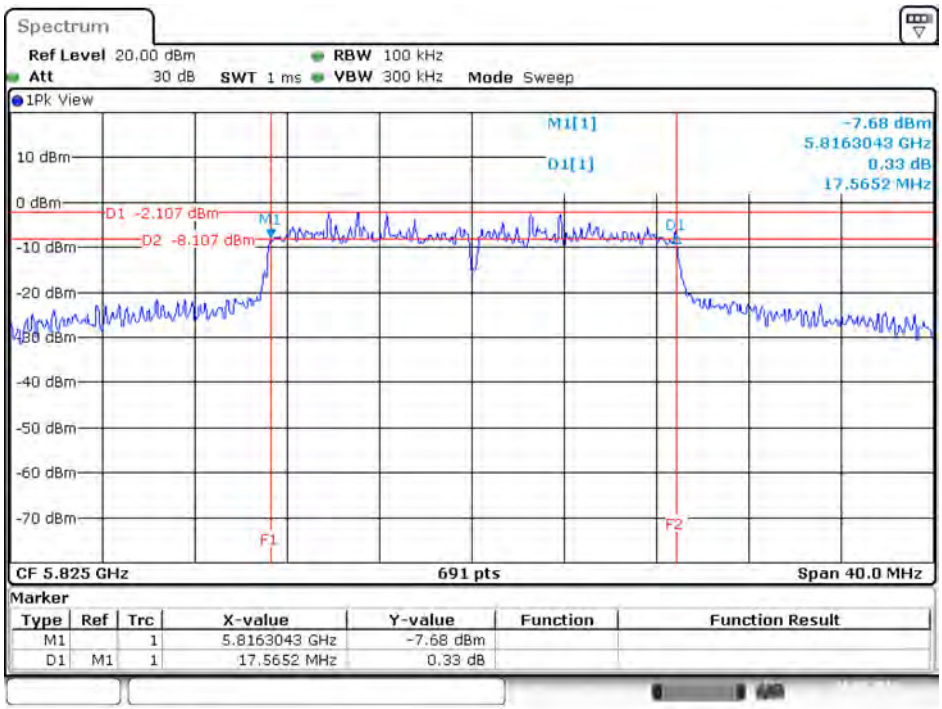

Date: 26.MAY.2016 11:51:38

6 dB Bandwidth Plot on Configuration IEEE 802.11ac MCS0/Nss3 VHT40 / Chain 1 / 5755 MHz

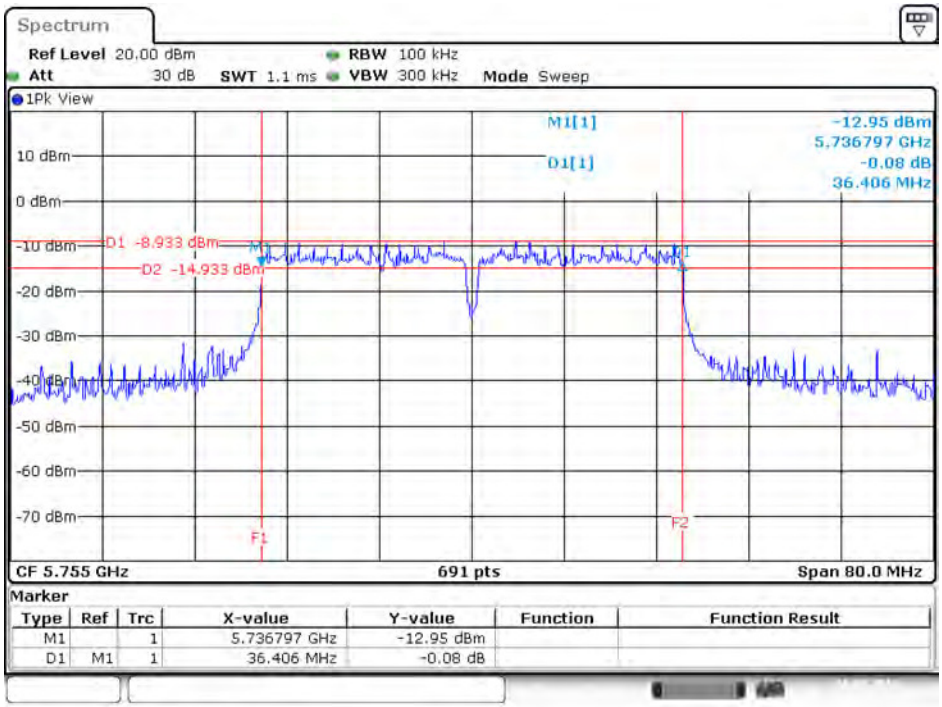

Date: 26.MAY.2016 11:54:16

6 dB Bandwidth Plot on Configuration IEEE 802.11ac MCS0/Nss3 VHT40 / Chain 2 / 5755 MHz

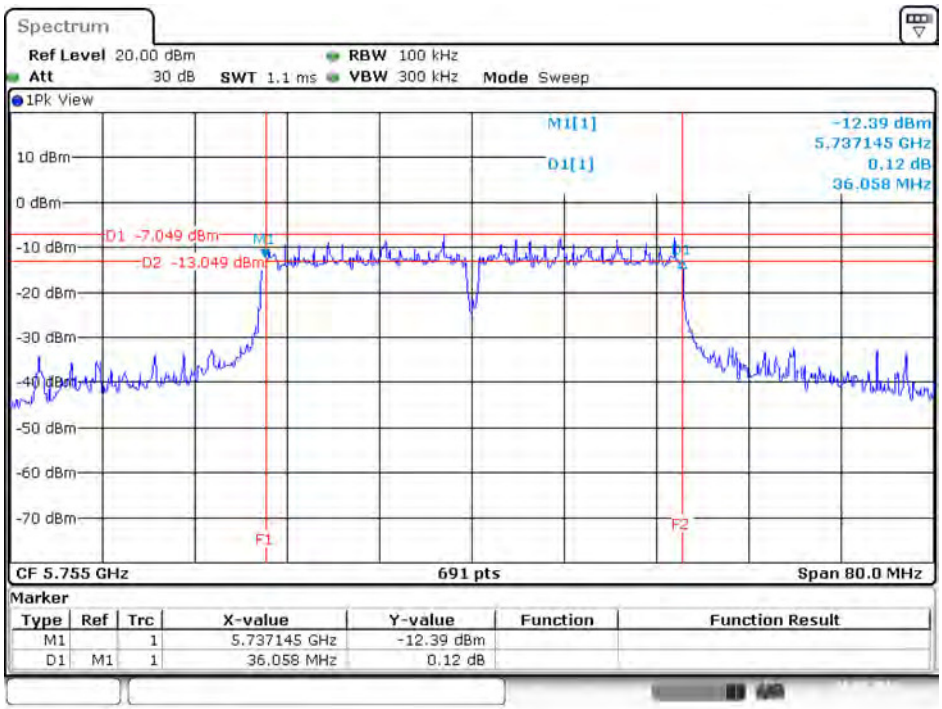

Date: 26.MAY.2016 11:54:46

6 dB Bandwidth Plot on Configuration IEEE 802.11ac MCS0/Nss3 VHT40 / Chain 3 / 5755 MHz

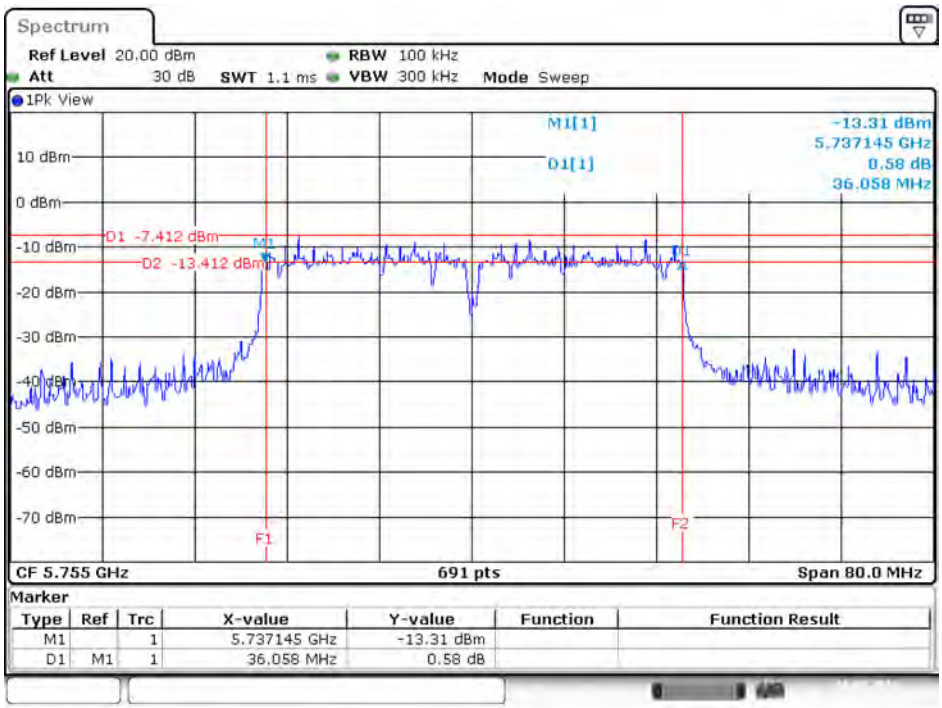

Date: 26.MAY.2016 11:55:01

6 dB Bandwidth Plot on Configuration IEEE 802.11ac MCS0/Nss3 VHT40 / Chain 4 / 5755 MHz

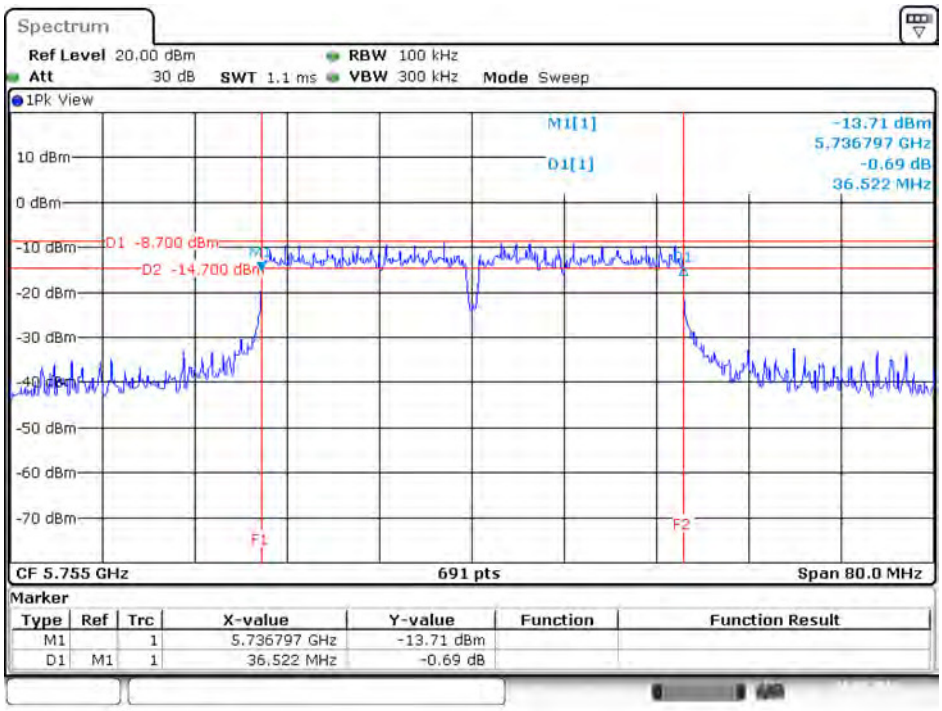

Date: 26.MAY.2016 11:55:17

6 dB Bandwidth Plot on Configuration IEEE 802.11ac MCS0/Nss3 VHT80 / Chain 1 / 5775 MHz

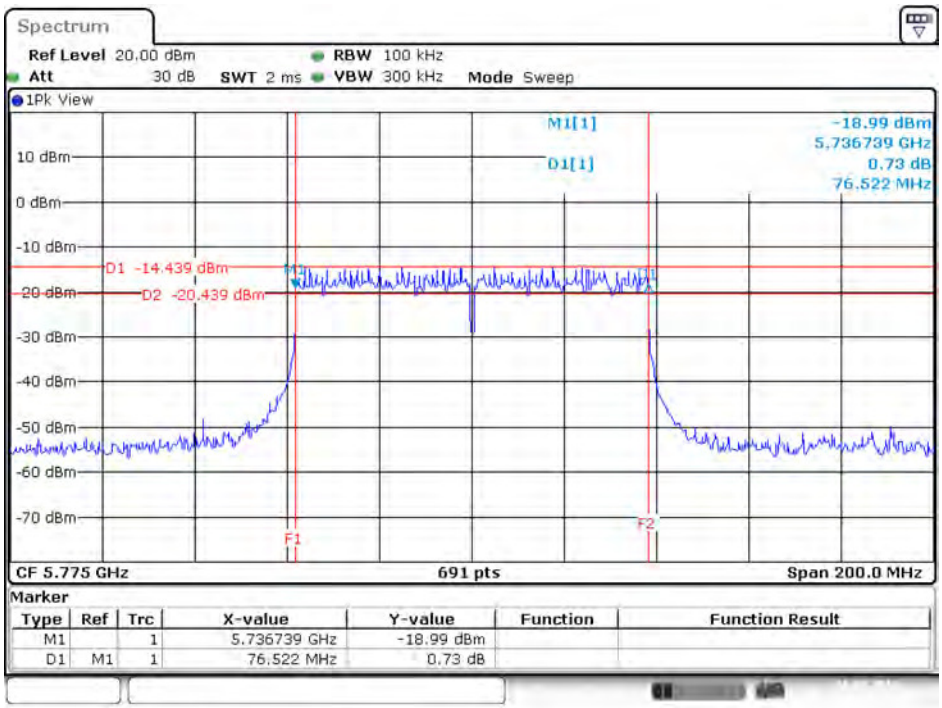

Date: 26.MAY.2016 11:57:51

6 dB Bandwidth Plot on Configuration IEEE 802.11ac MCS0/Nss3 VHT80 / Chain 2 / 5775 MHz

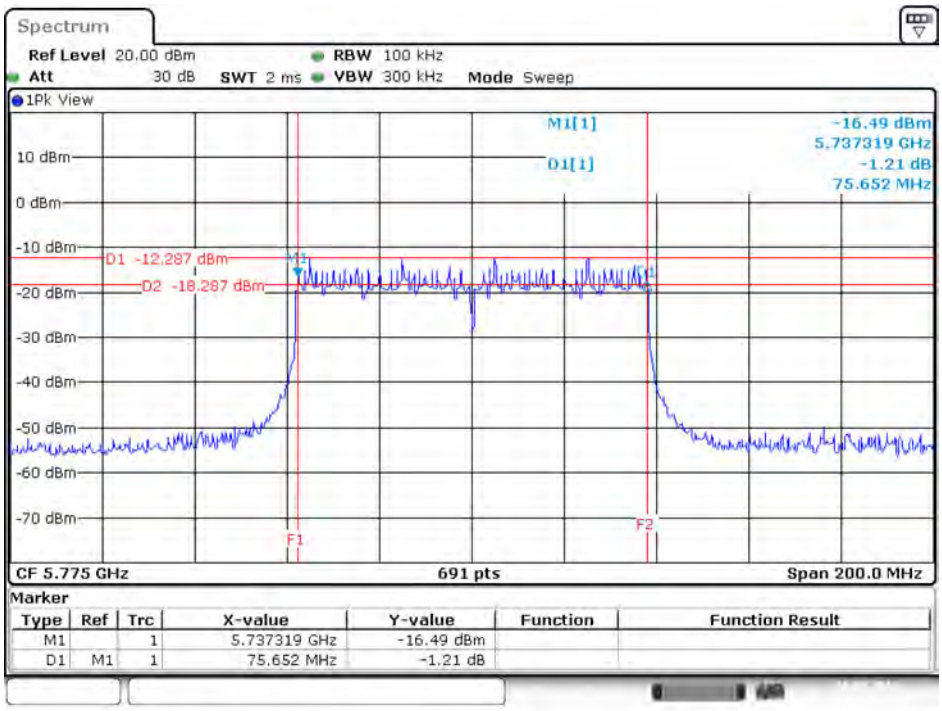

Date: 26.MAY.2016 11:58:11

6 dB Bandwidth Plot on Configuration IEEE 802.11ac MCS0/Nss3 VHT80 / Chain 3 / 5775 MHz

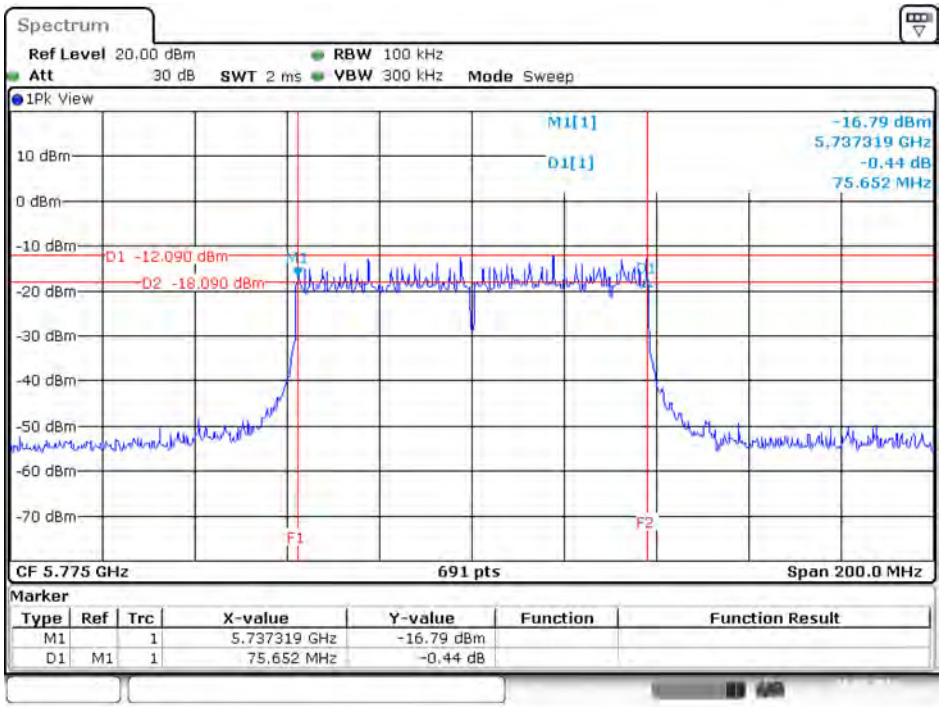

Date: 26.MAY.2016 11:58:24

6 dB Bandwidth Plot on Configuration IEEE 802.11ac MCS0/Nss3 VHT80 / Chain 4 / 5775 MHz

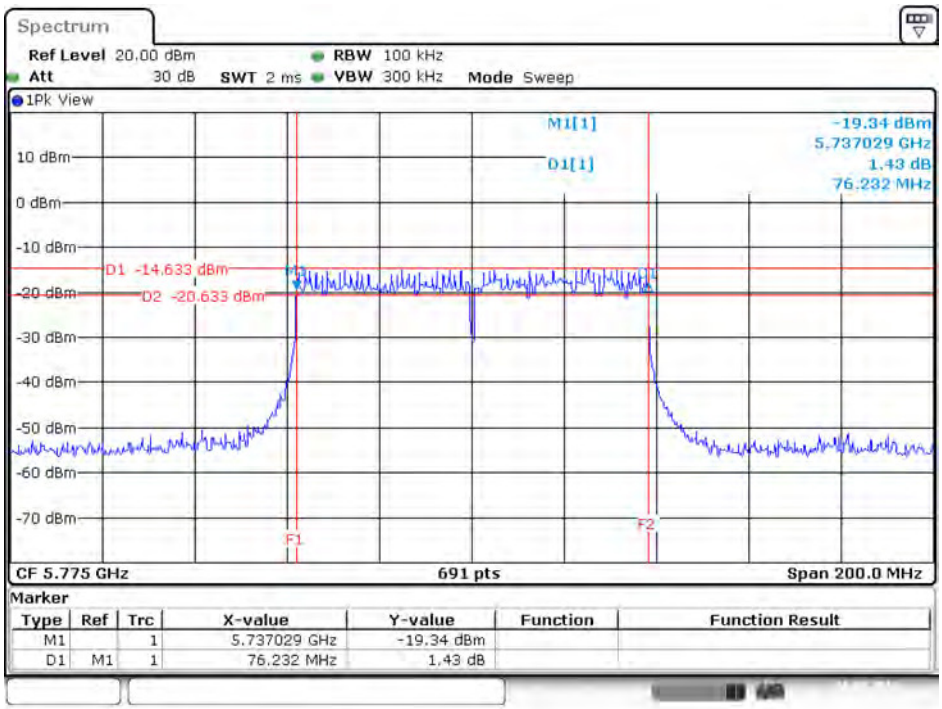

Date: 26.MAY.2016 11:58:38

For 802.11ac MCS0/Nss2 VHT80+80 Mode

Type 1

6 dB Bandwidth Plot on Chain 3 / 5775 MHz

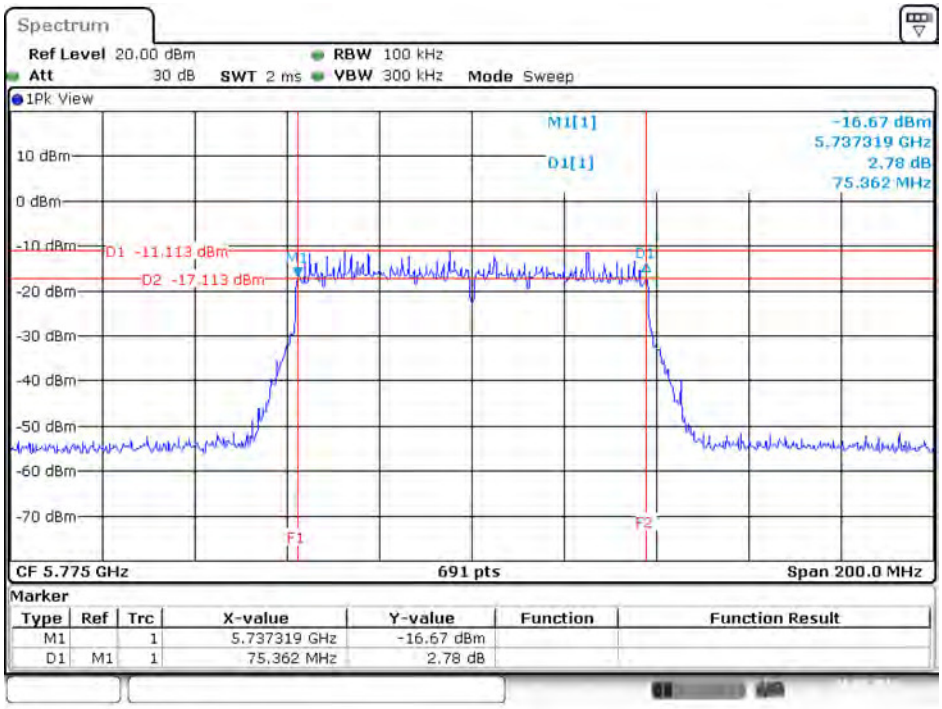

Date: 26.MAY.2016 20:53:05

6 dB Bandwidth Plot on Chain 4 / 5775 MHz

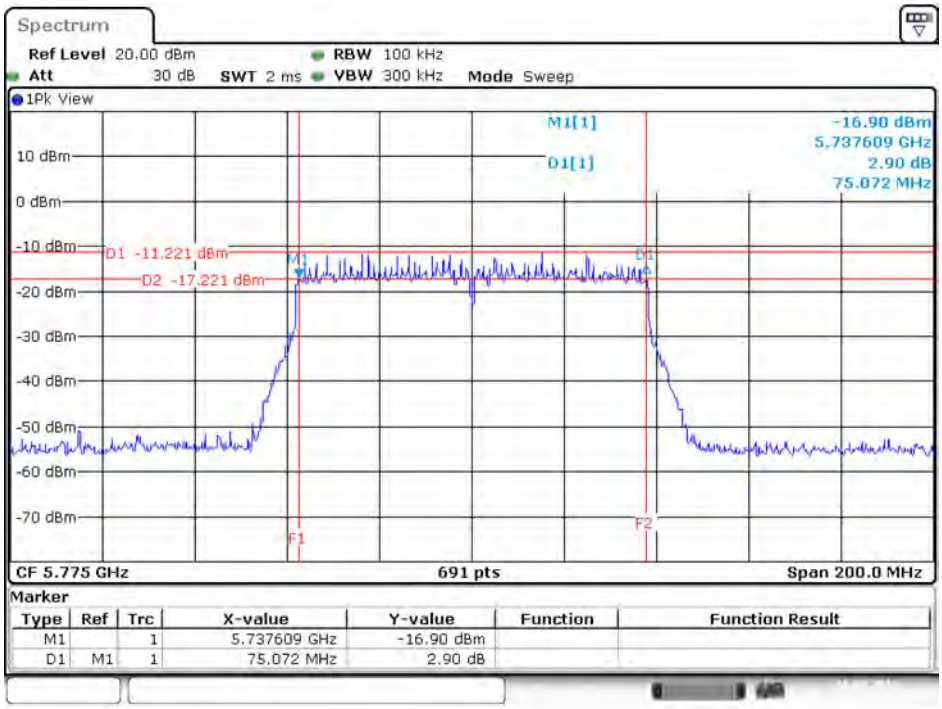

Date: 26.MAY.2016 20:53:23

For Mode 3:

6 dB Bandwidth Plot on Configuration IEEE 802.11ac MCS0/Nss1 VHT20 / Chain 1 / 5785 MHz

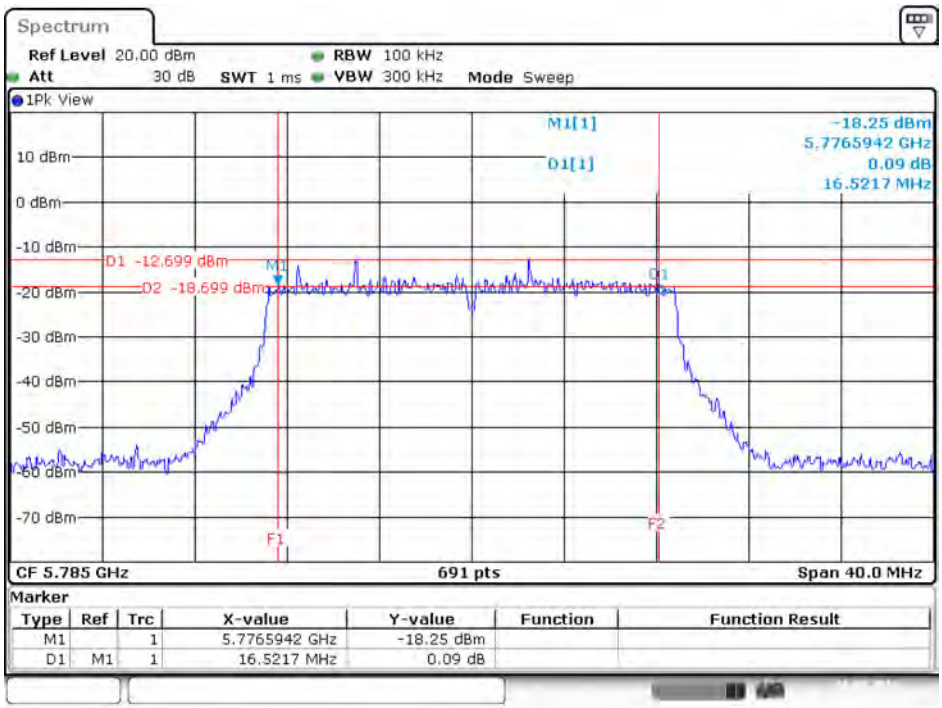

Date: 26.MAY.2016 10:04:29

6 dB Bandwidth Plot on Configuration IEEE 802.11ac MCS0/Nss1 VHT20 / Chain 2 / 5785 MHz

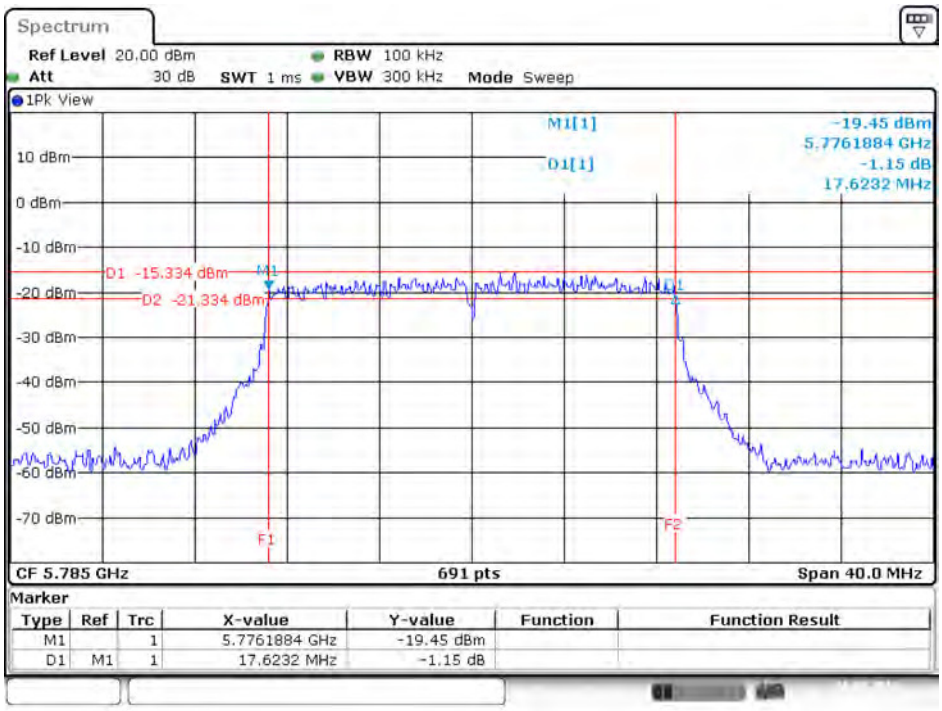

Date: 26.MAY.2016 10:05:05

6 dB Bandwidth Plot on Configuration IEEE 802.11ac MCS0/Nss1 VHT20 / Chain 3 / 5745 MHz

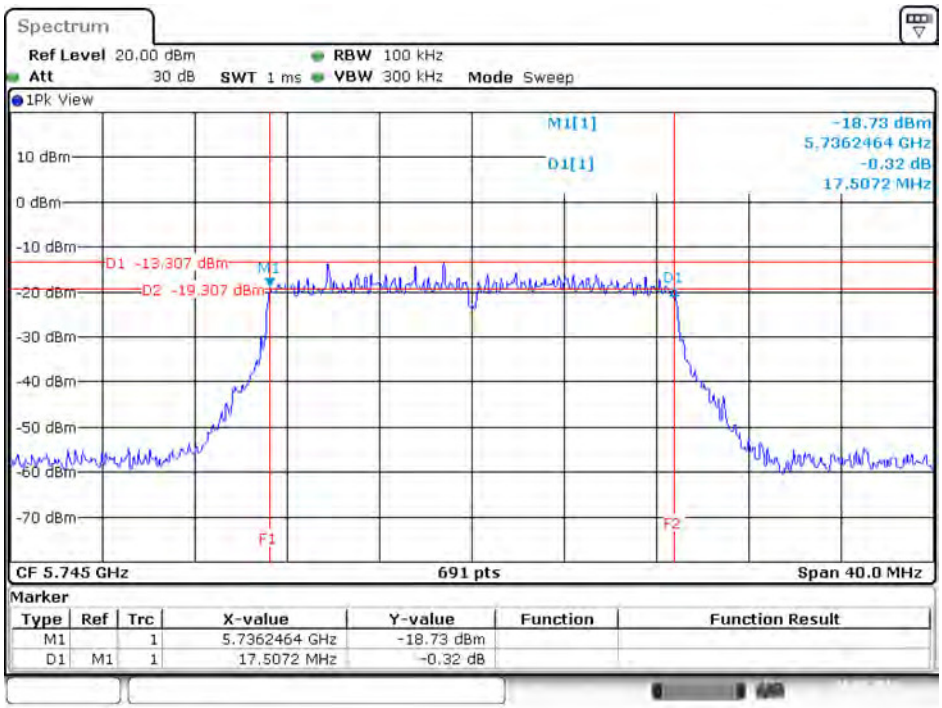

Date: 26.MAY.2016 09:51:27

6 dB Bandwidth Plot on Configuration IEEE 802.11ac MCS0/Nss1 VHT20 / Chain 4 / 5745 MHz

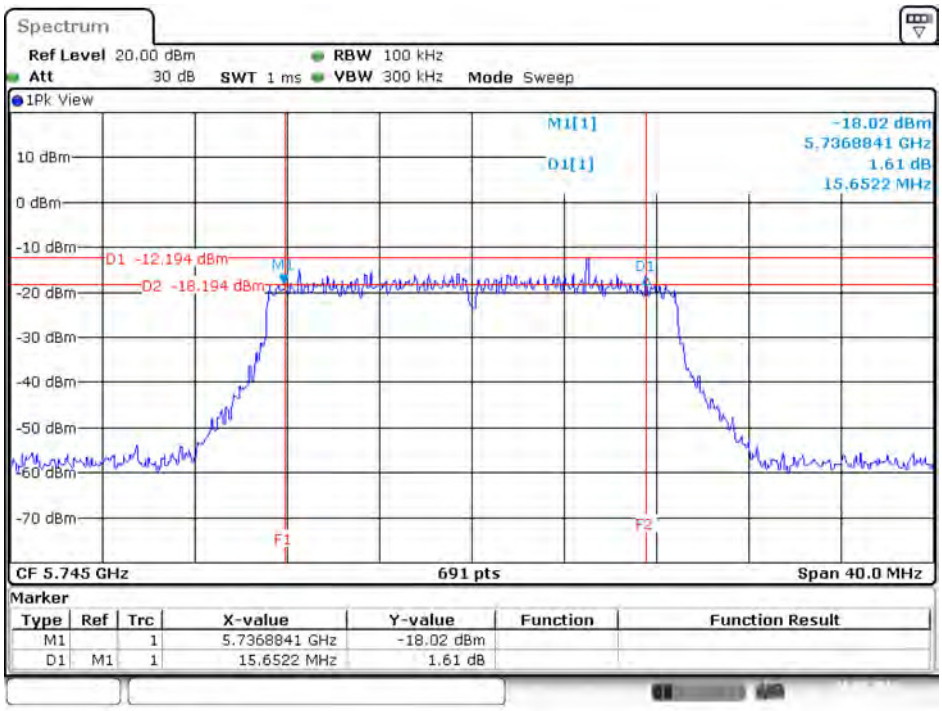

Date: 26.MAY.2016 09:51:44

6 dB Bandwidth Plot on Configuration IEEE 802.11ac MCS0/Nss1 VHT40 / Chain 1 / 5795 MHz

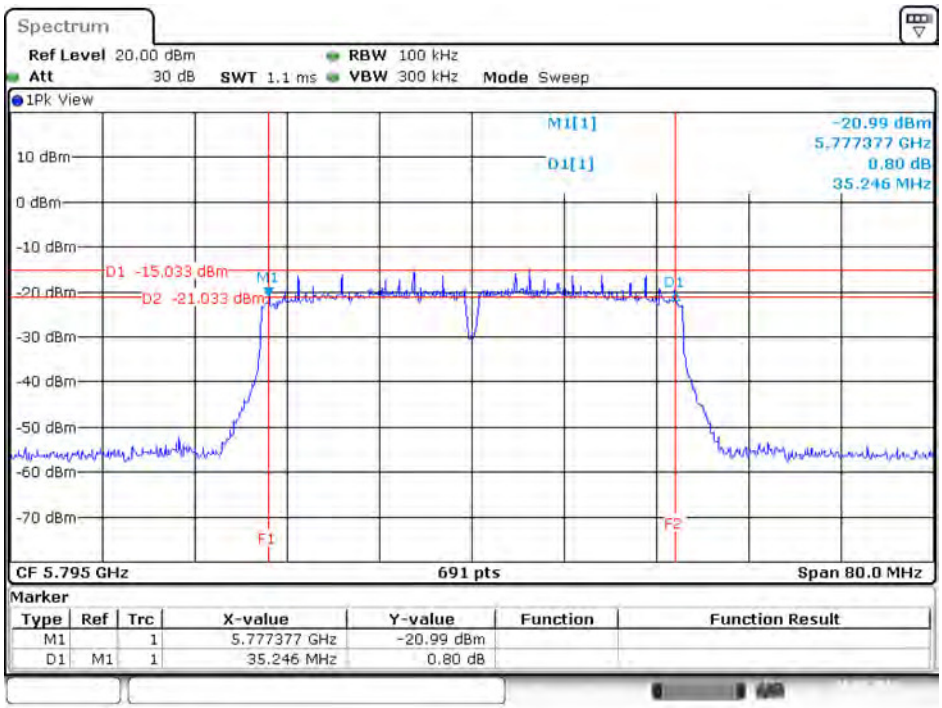

Date: 26.MAY.2016 10:09:16

6 dB Bandwidth Plot on Configuration IEEE 802.11ac MCS0/Nss1 VHT40 / Chain 2 / 5755 MHz

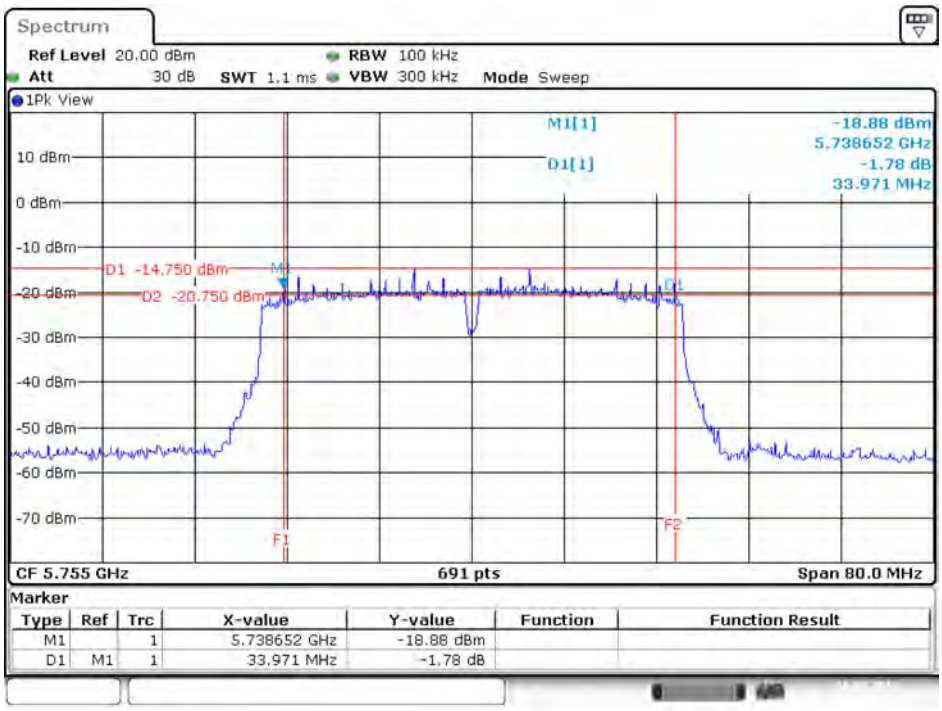

Date: 26.MAY.2016 10:08:03

6 dB Bandwidth Plot on Configuration IEEE 802.11ac MCS0/Nss1 VHT40 / Chain 3 / 5755 MHz

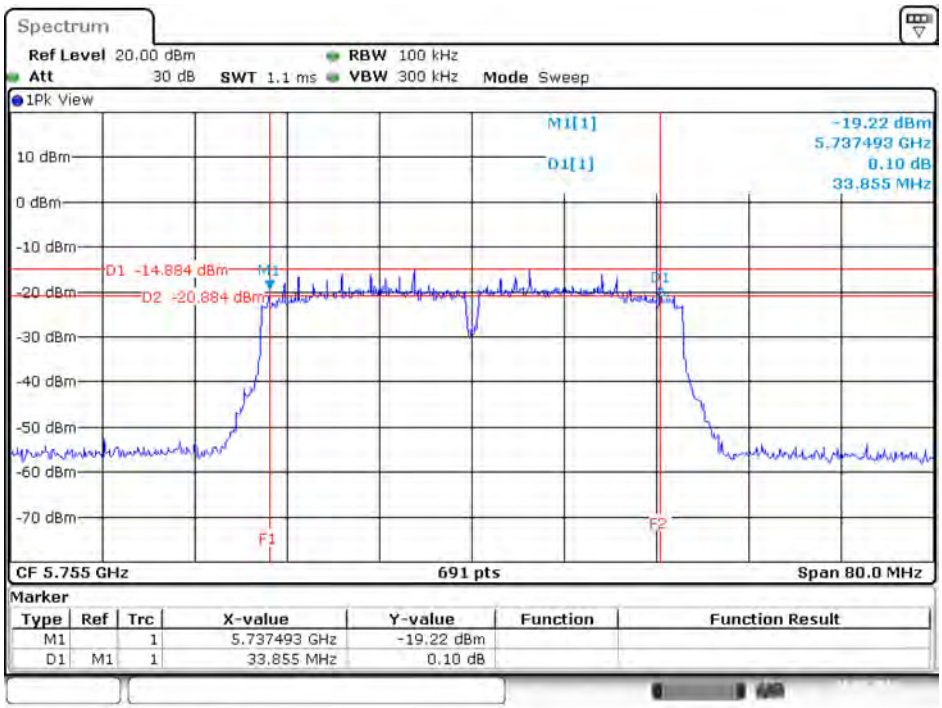

Date: 26.MAY.2016 10:08:17

6 dB Bandwidth Plot on Configuration IEEE 802.11ac MCS0/Nss1 VHT40 / Chain 4 / 5755 MHz

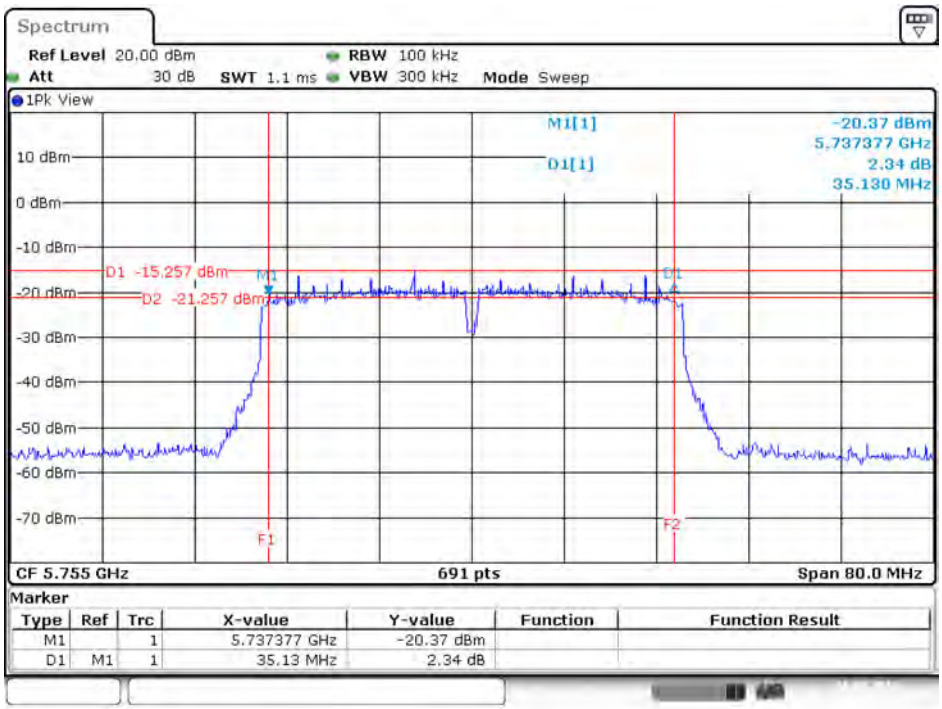

Date: 26.MAY.2016 10:08:29

6 dB Bandwidth Plot on Configuration IEEE 802.11ac MCS0/Nss1 VHT80 / Chain 1 / 5775 MHz

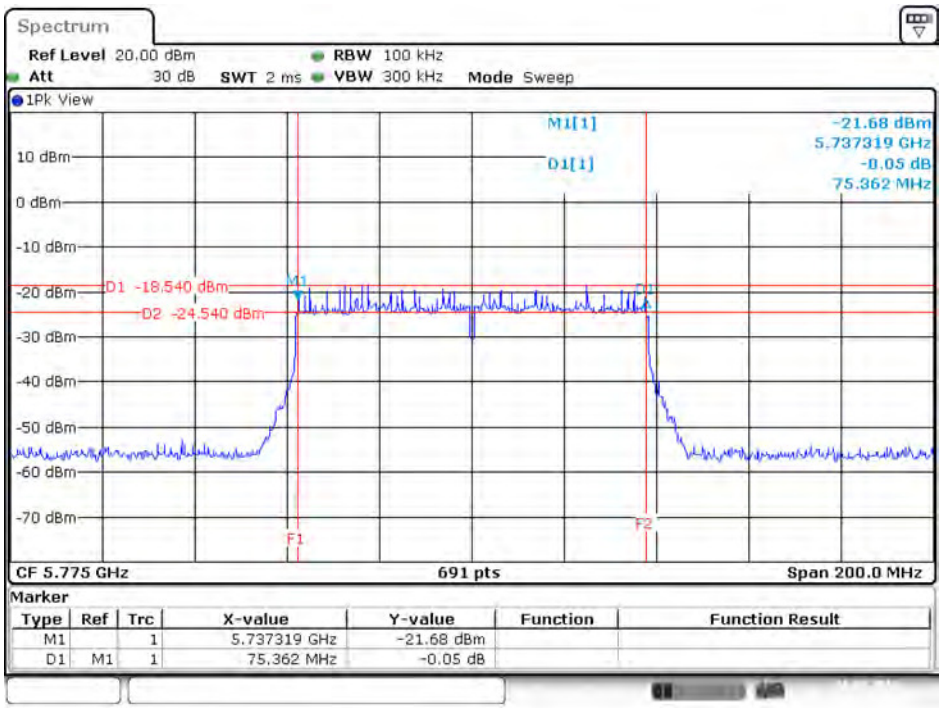

Date: 26.MAY.2016 10:11:07

6 dB Bandwidth Plot on Configuration IEEE 802.11ac MCS0/Nss1 VHT80 / Chain 2 / 5775 MHz

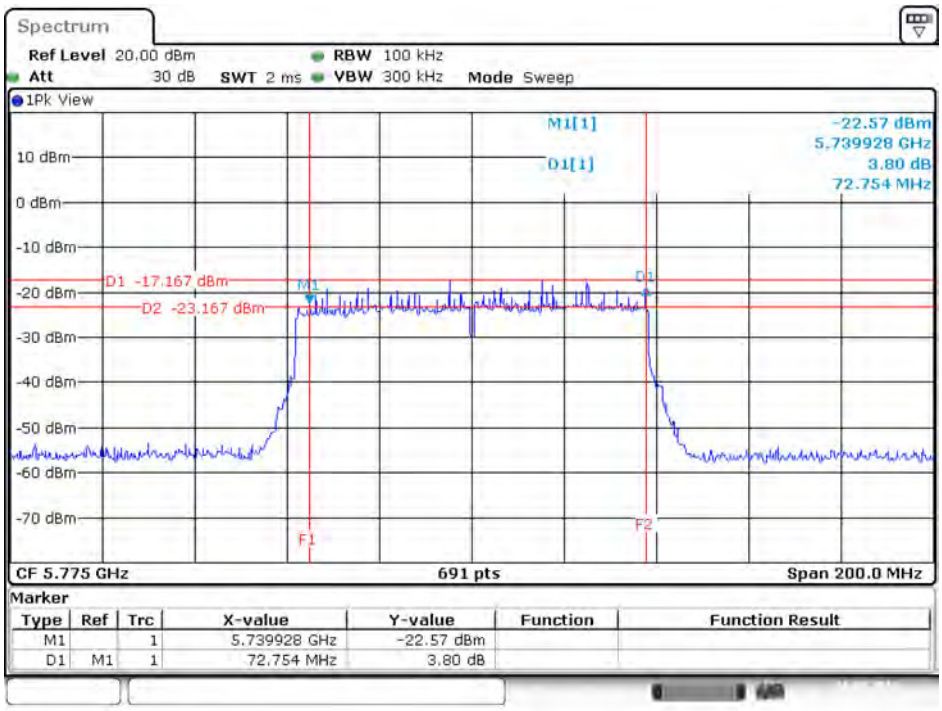

Date: 26.MAY.2016 10:11:22

6 dB Bandwidth Plot on Configuration IEEE 802.11ac MCS0/Nss1 VHT80 / Chain 3 / 5775 MHz

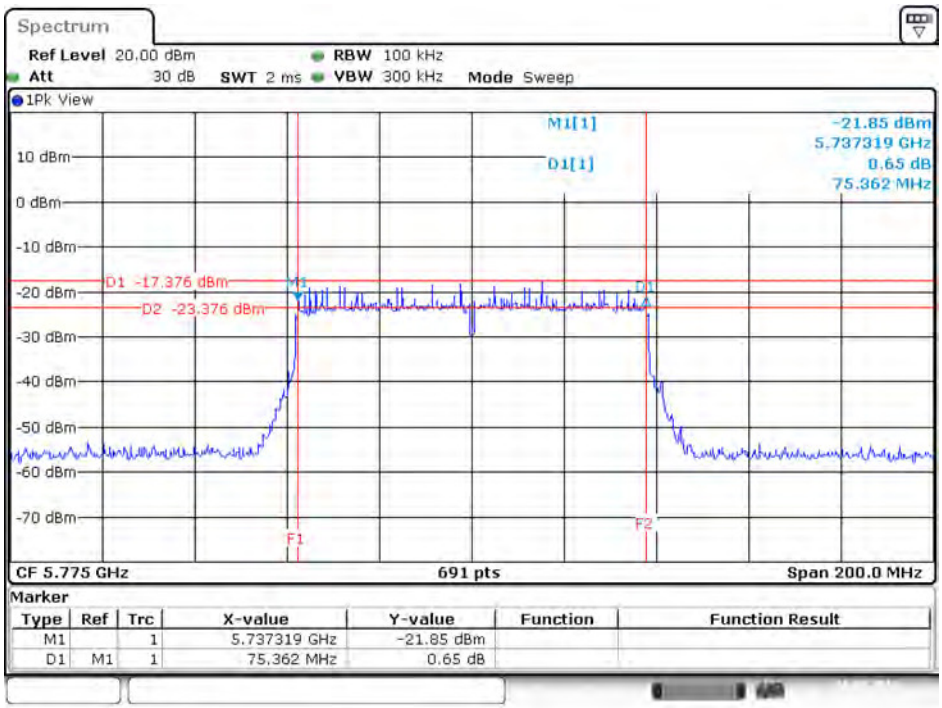

Date: 26.MAY.2016 10:11:36

6 dB Bandwidth Plot on Configuration IEEE 802.11ac MCS0/Nss1 VHT80 / Chain 4 / 5775 MHz

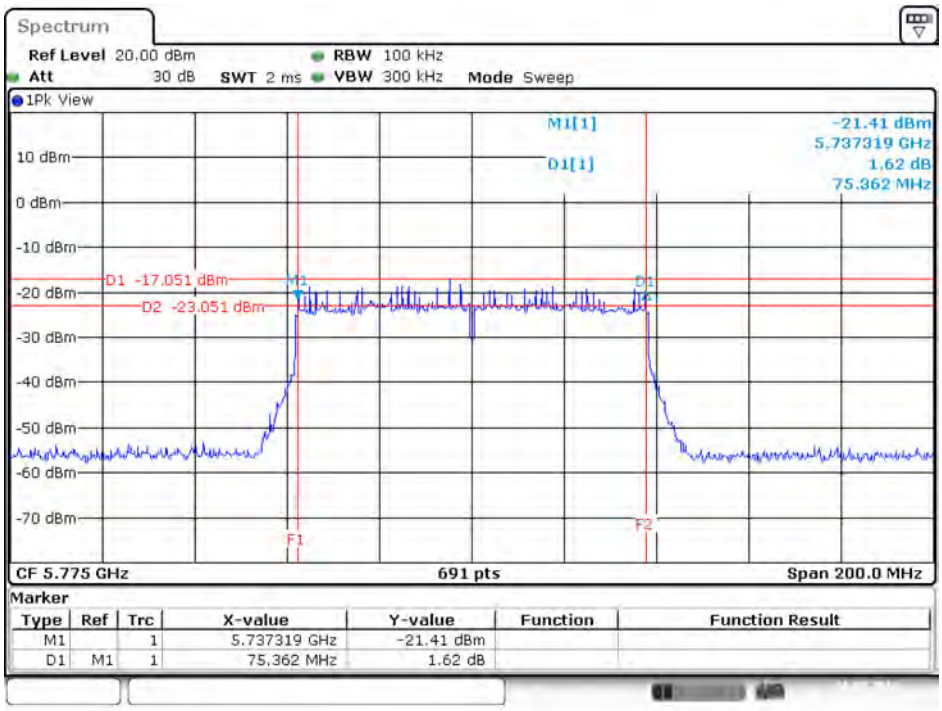

Date: 26.MAY.2016 10:11:49

6 dB Bandwidth Plot on Configuration IEEE 802.11ac MCS0/Nss2 VHT20 / Chain 1 / 5785 MHz

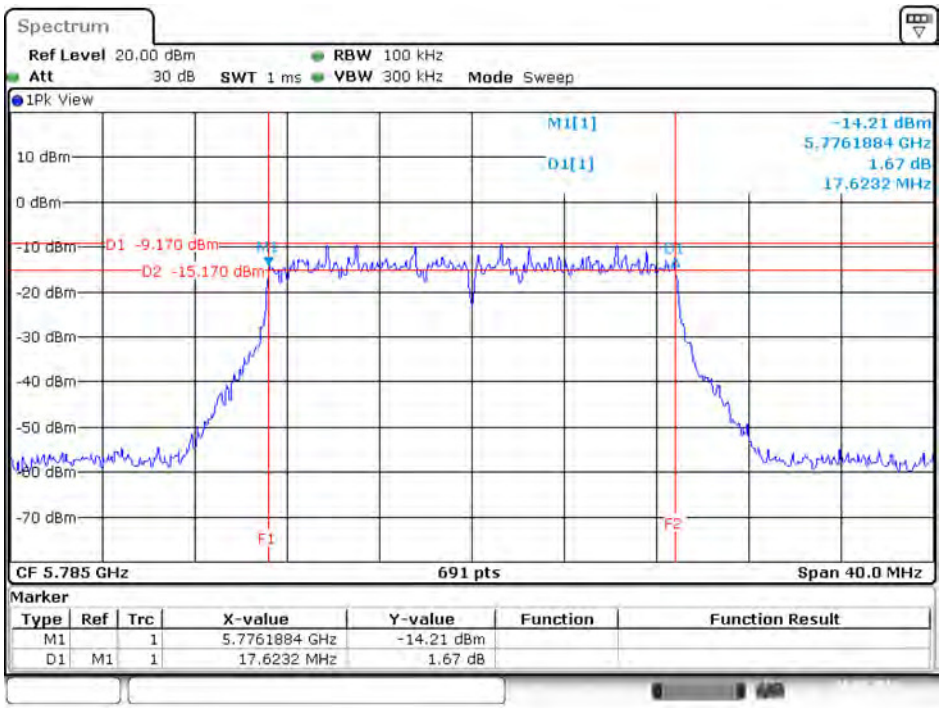

Date: 26.MAY.2016 10:48:56

6 dB Bandwidth Plot on Configuration IEEE 802.11ac MCS0/Nss2 VHT20 / Chain 2 / 5785 MHz

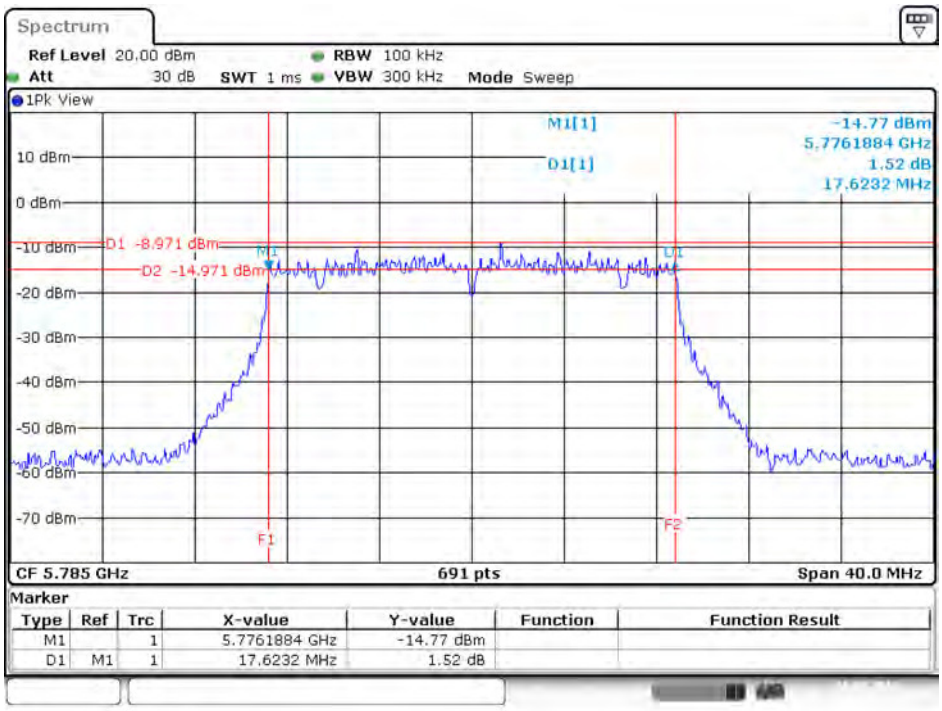

Date: 26.MAY.2016 10:49:15

6 dB Bandwidth Plot on Configuration IEEE 802.11ac MCS0/Nss2 VHT20 / Chain 3 / 5825 MHz

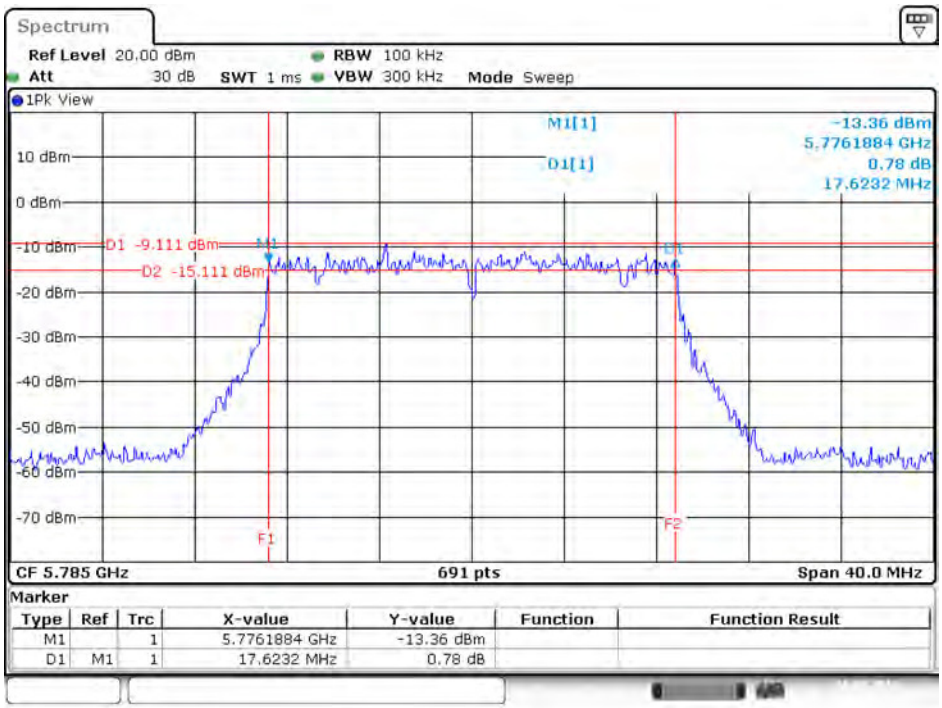

Date: 26.MAY.2016 10:49:30

6 dB Bandwidth Plot on Configuration IEEE 802.11ac MCS0/Nss2 VHT20 / Chain 4 / 5745 MHz

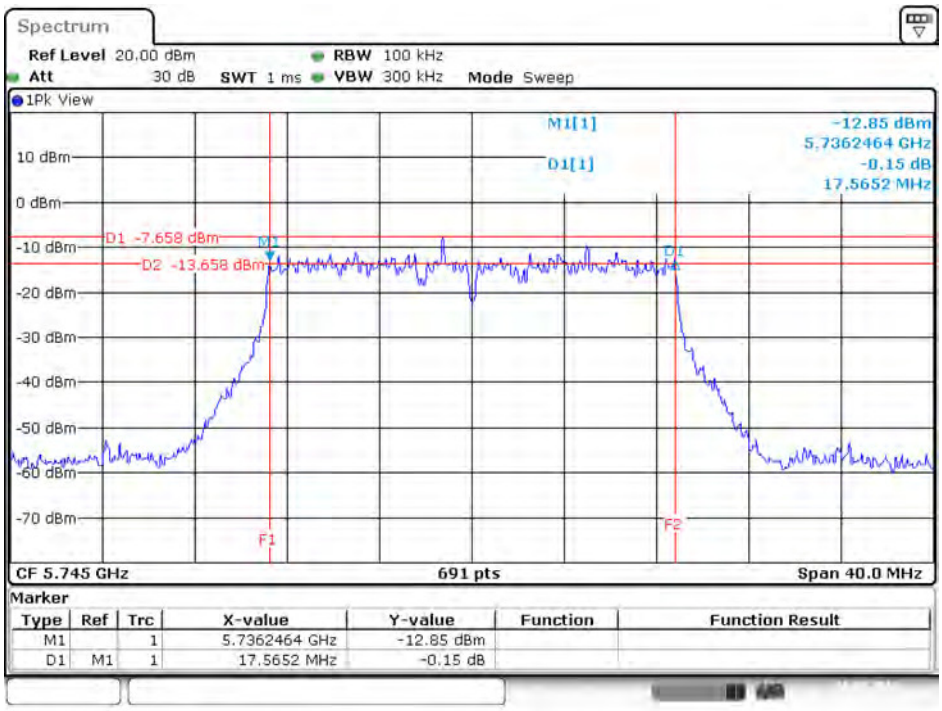

Date: 26.MAY.2016 10:47:20

6 dB Bandwidth Plot on Configuration IEEE 802.11ac MCS0/Nss2 VHT40 / Chain 1 / 5795 MHz

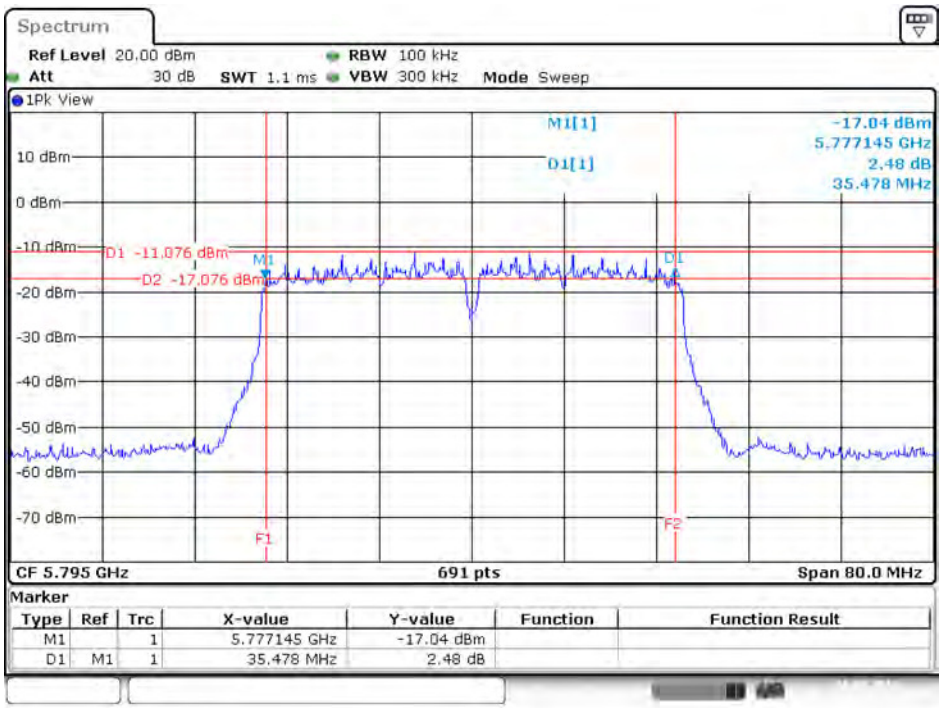

Date: 26.MAY.2016 10:53:56

6 dB Bandwidth Plot on Configuration IEEE 802.11ac MCS0/Nss2 VHT40 / Chain 2 / 5795 MHz

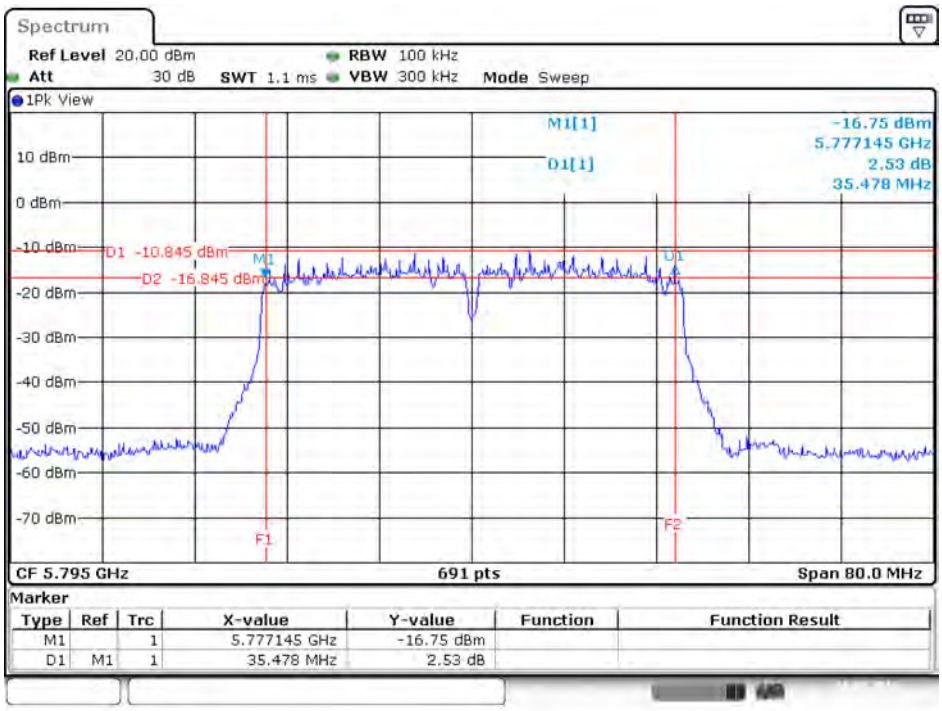

Date: 26.MAY.2016 10:54:10

6 dB Bandwidth Plot on Configuration IEEE 802.11ac MCS0/Nss2 VHT40 / Chain 3 / 5795 MHz

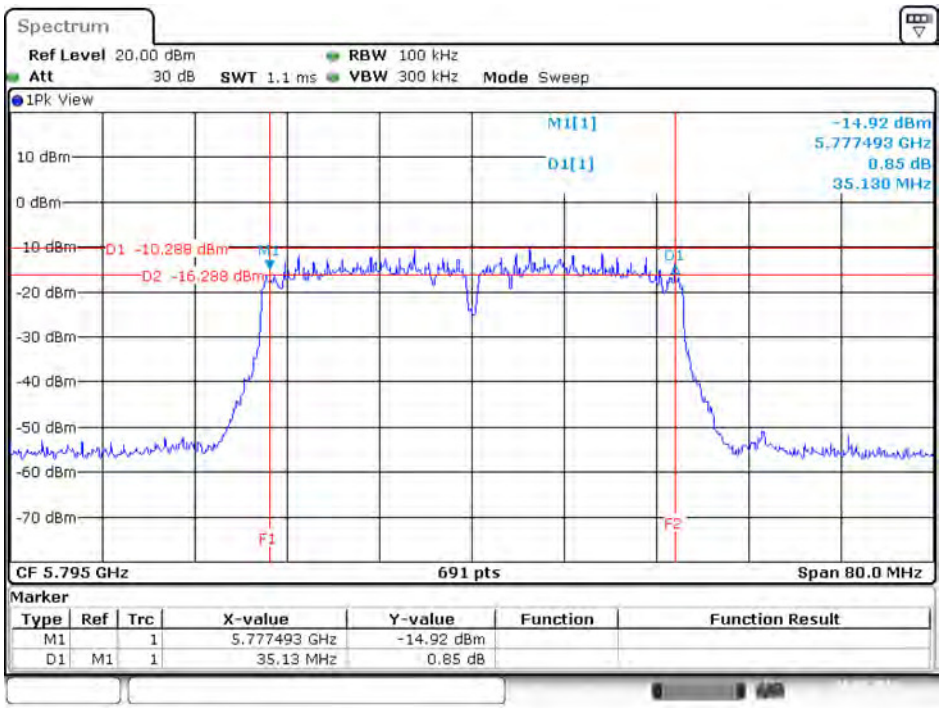

Date: 26.MAY.2016 10:54:22

6 dB Bandwidth Plot on Configuration IEEE 802.11ac MCS0/Nss2 VHT40 / Chain 4 / 5755 MHz

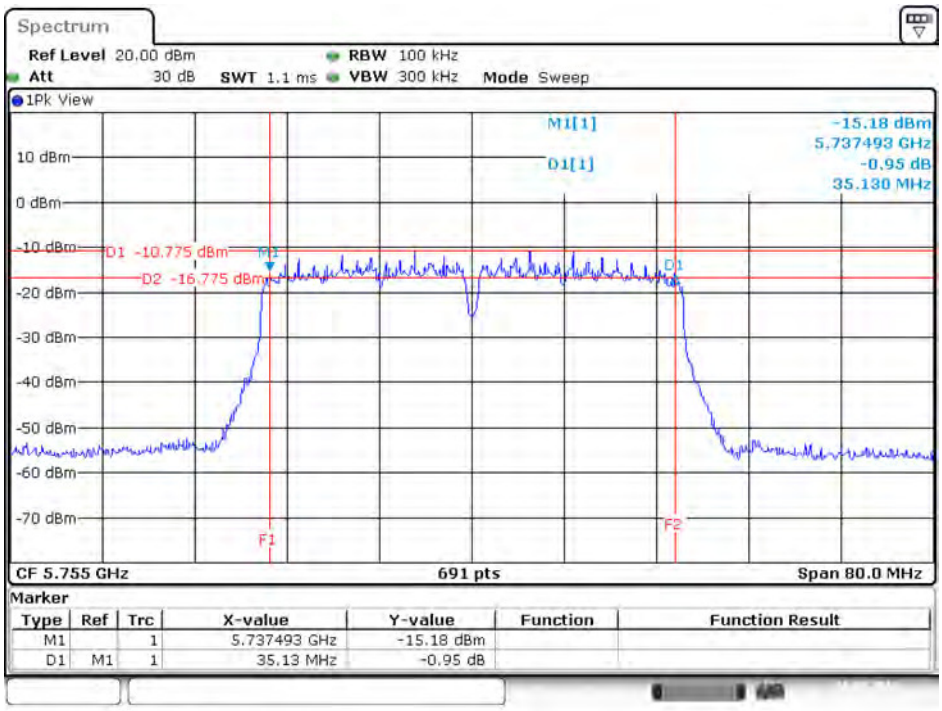

Date: 26.MAY.2016 10:53:17

6 dB Bandwidth Plot on Configuration IEEE 802.11ac MCS0/Nss2 VHT80 / Chain 1 / 5775 MHz

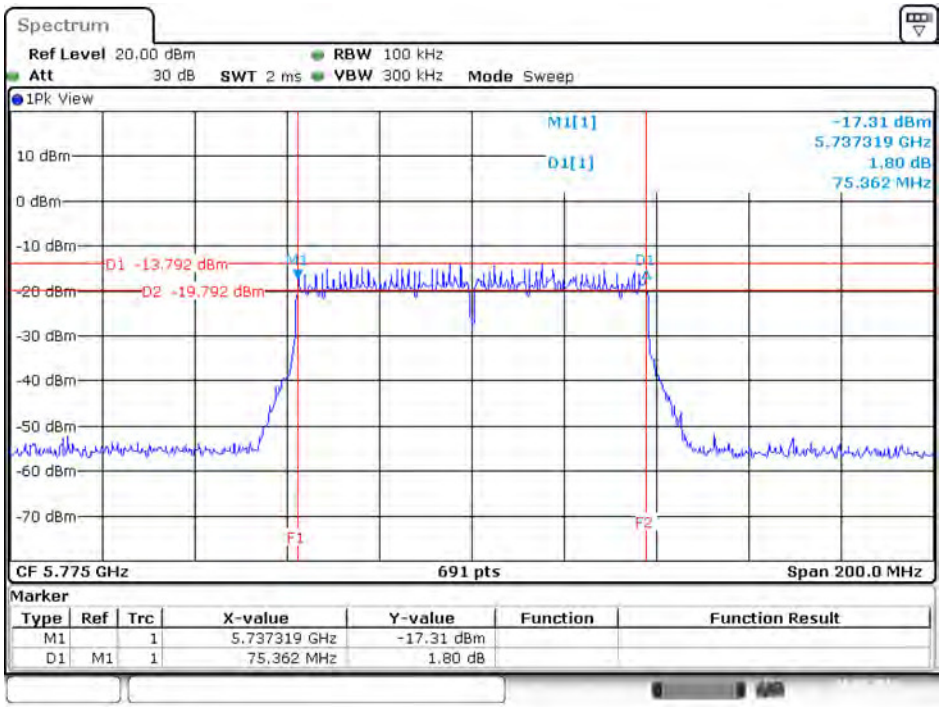

Date: 26.MAY.2016 10:56:28

6 dB Bandwidth Plot on Configuration IEEE 802.11ac MCS0/Nss2 VHT80 / Chain 2 / 5775 MHz

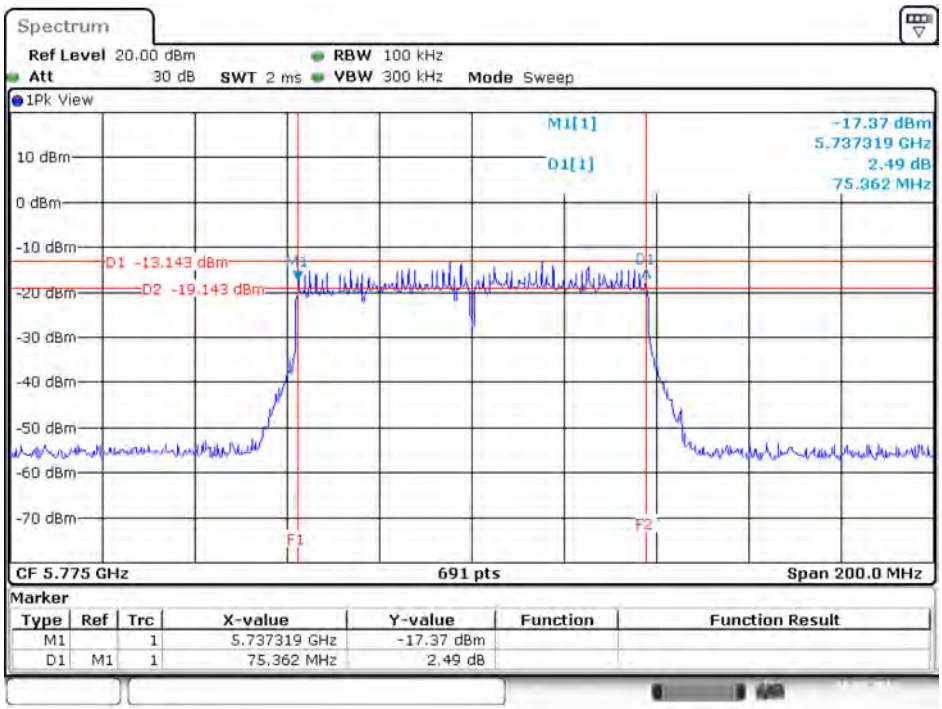

Date: 26.MAY.2016 10:56:42

6 dB Bandwidth Plot on Configuration IEEE 802.11ac MCS0/Nss2 VHT80 / Chain 3 / 5775 MHz

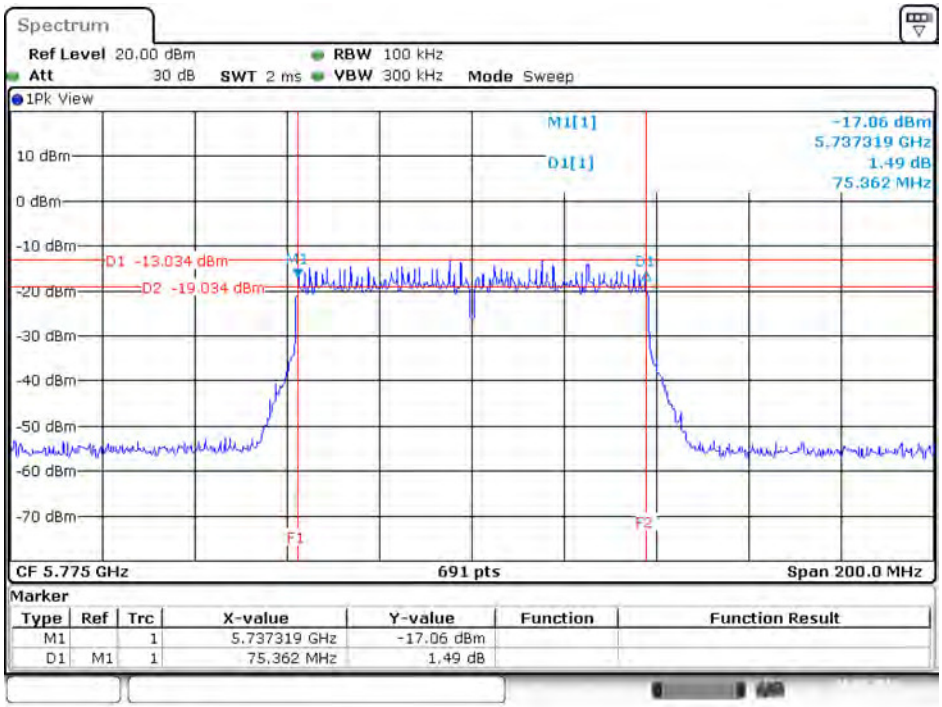

Date: 26.MAY.2016 10:56:55

6 dB Bandwidth Plot on Configuration IEEE 802.11ac MCS0/Nss2 VHT80 / Chain 4 / 5775 MHz

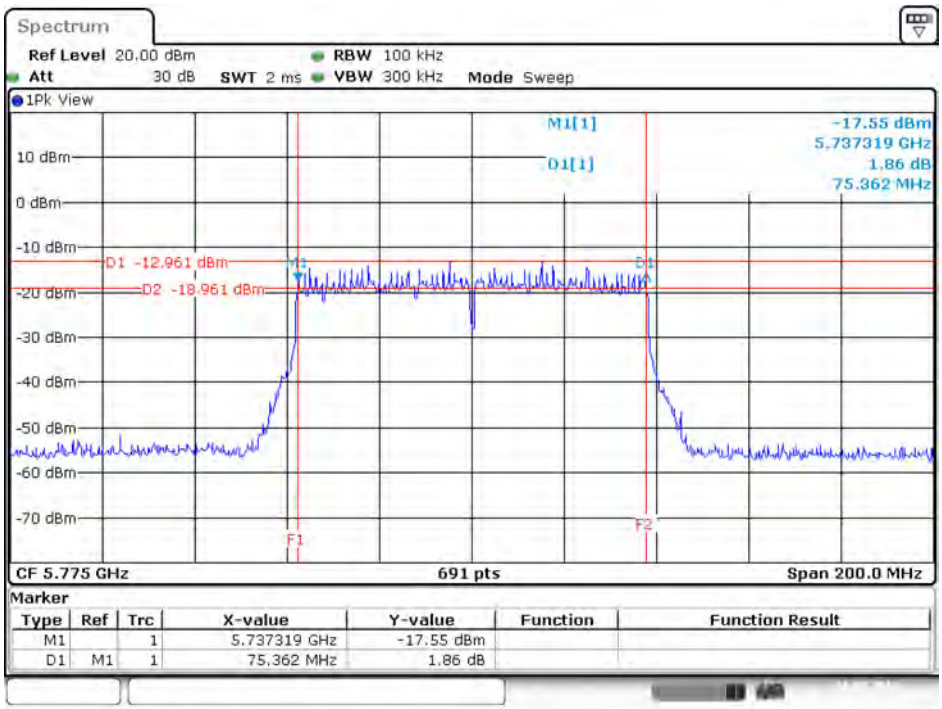

Date: 26.MAY.2016 10:57:13

6 dB Bandwidth Plot on Configuration IEEE 802.11ac MCS0/Nss3 VHT20 / Chain 1 / 5745 MHz

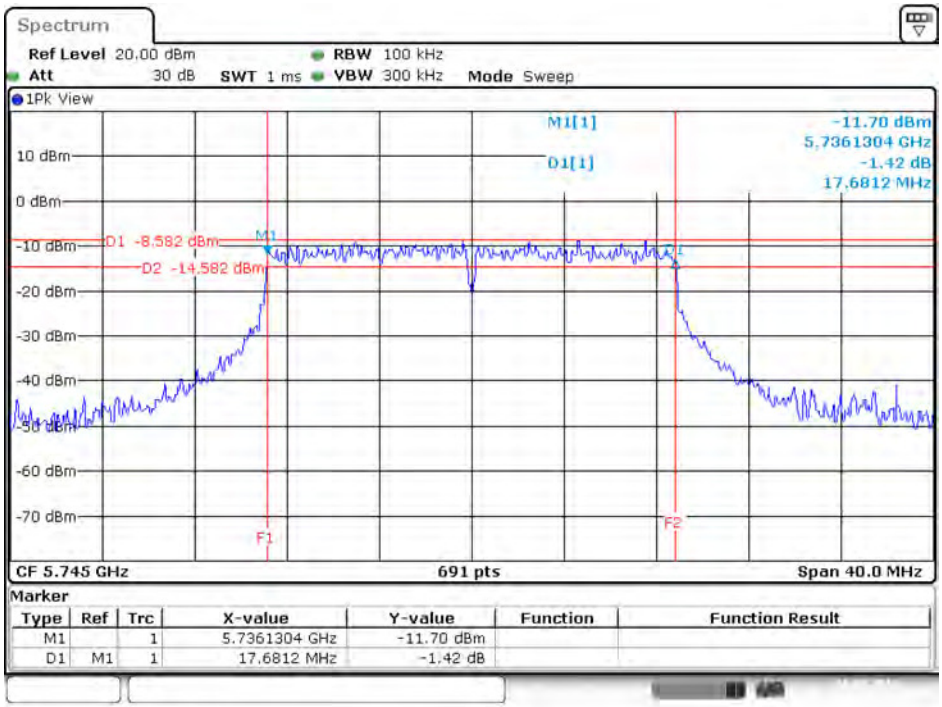

Date: 26.MAY.2016 13:44:10

6 dB Bandwidth Plot on Configuration IEEE 802.11ac MCS0/Nss3 VHT20 / Chain 2 / 5745 MHz

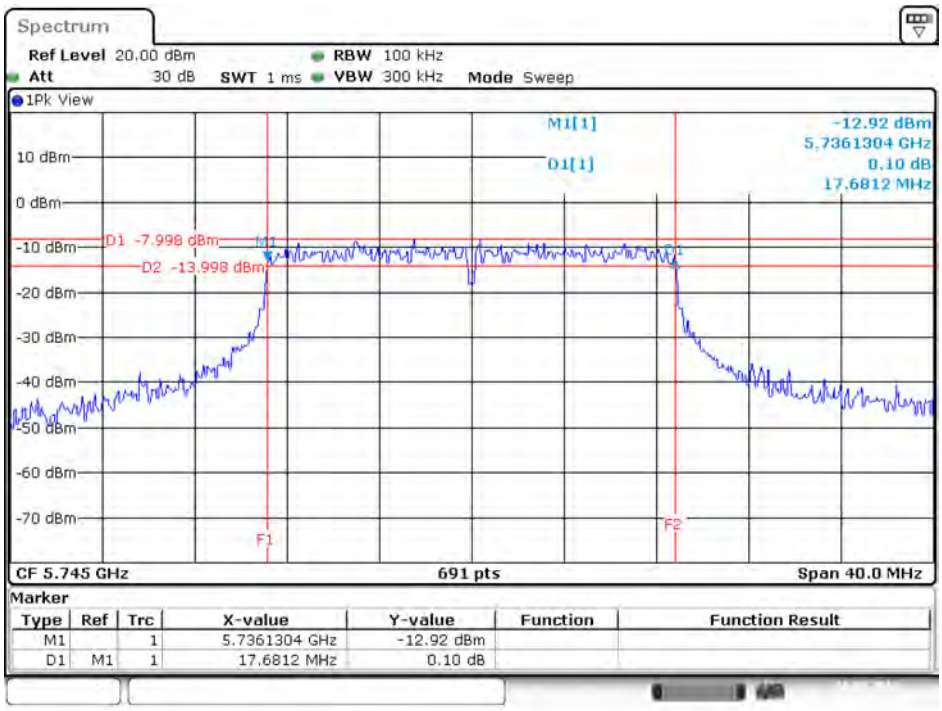

Date: 26.MAY.2016 13:44:48

6 dB Bandwidth Plot on Configuration IEEE 802.11ac MCS0/Nss3 VHT20 / Chain 3 / 5745 MHz

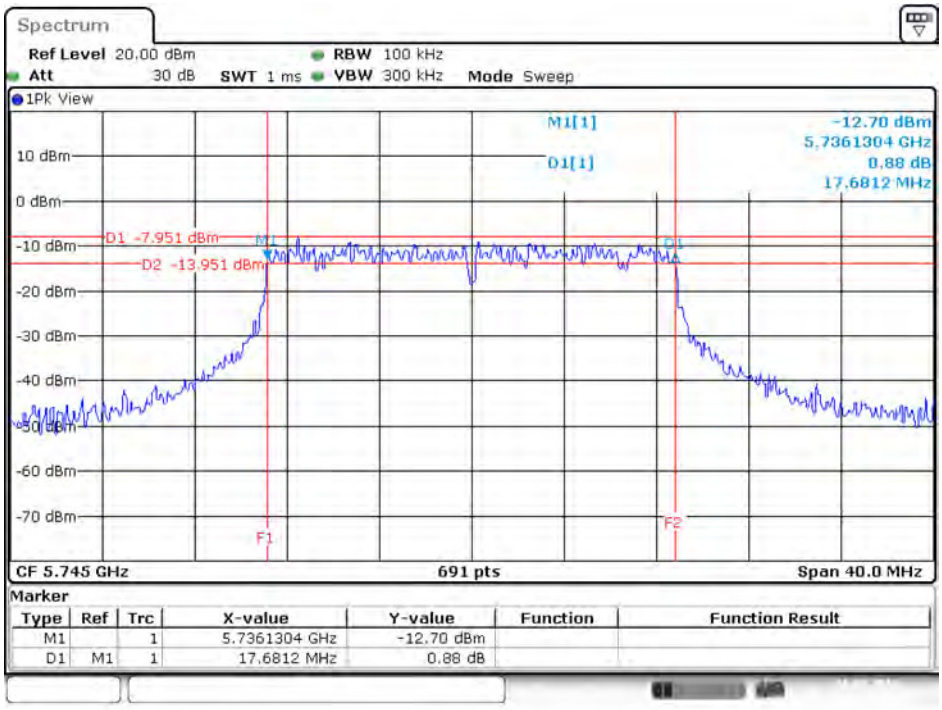

Date: 26.MAY.2016 13:45:22

6 dB Bandwidth Plot on Configuration IEEE 802.11ac MCS0/Nss3 VHT20 / Chain 4 / 5825 MHz

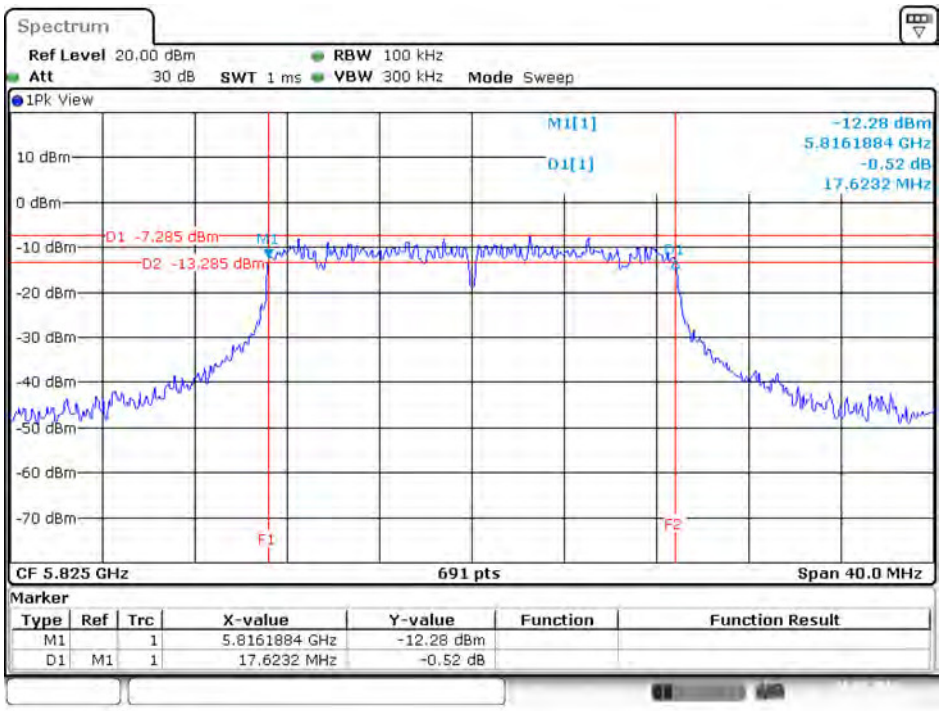

Date: 26.MAY.2016 13:51:10

6 dB Bandwidth Plot on Configuration IEEE 802.11ac MCS0/Nss3 VHT40 / Chain 1 / 5755 MHz

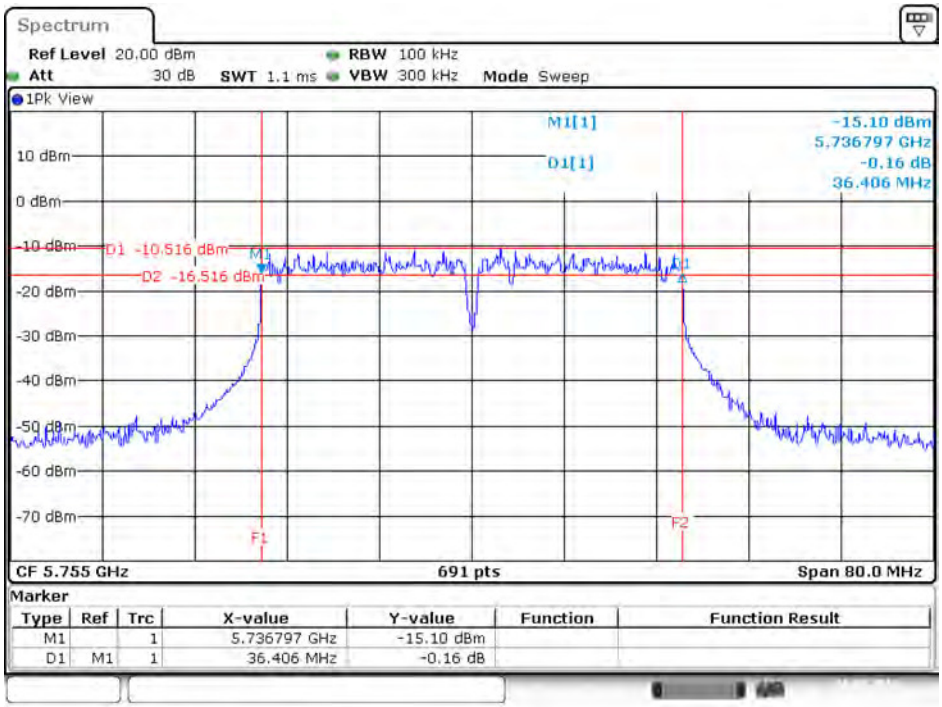

Date: 26.MAY.2016 13:53:07

6 dB Bandwidth Plot on Configuration IEEE 802.11ac MCS0/Nss3 VHT40 / Chain 2 / 5755 MHz

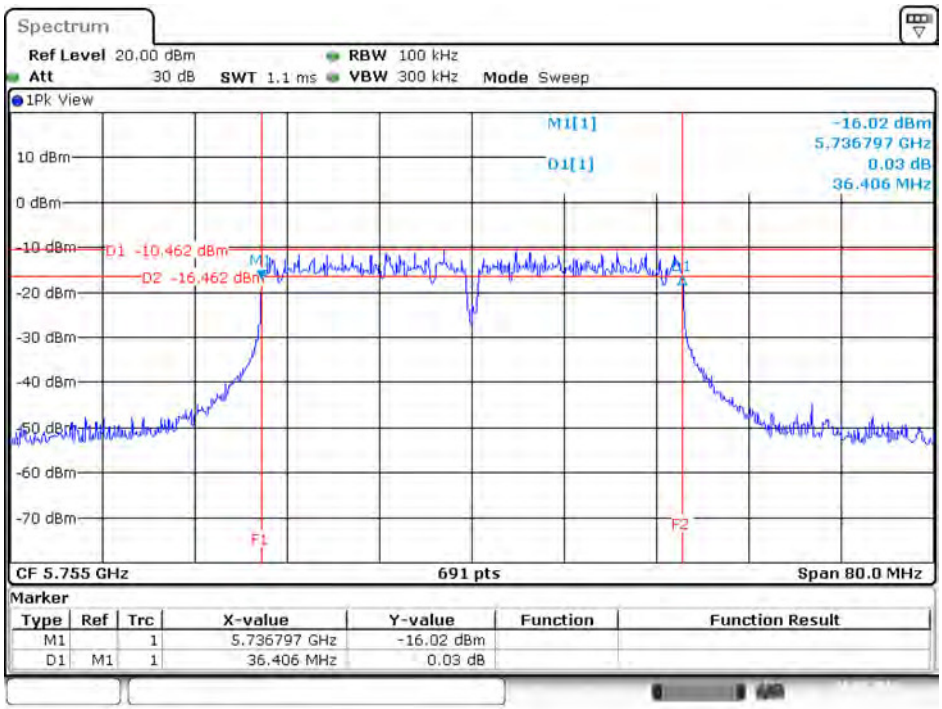

Date: 26.MAY.2016 13:53:48

6 dB Bandwidth Plot on Configuration IEEE 802.11ac MCS0/Nss3 VHT40 / Chain 3 / 5755 MHz

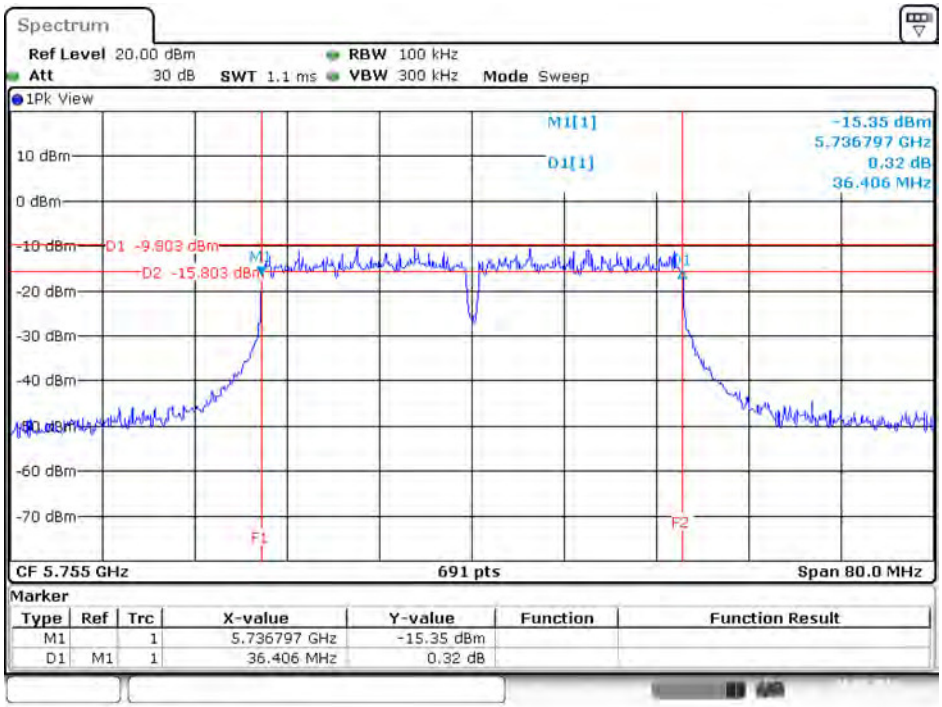

Date: 26.MAY.2016 13:54:04

6 dB Bandwidth Plot on Configuration IEEE 802.11ac MCS0/Nss3 VHT40 / Chain 4 / 5755 MHz

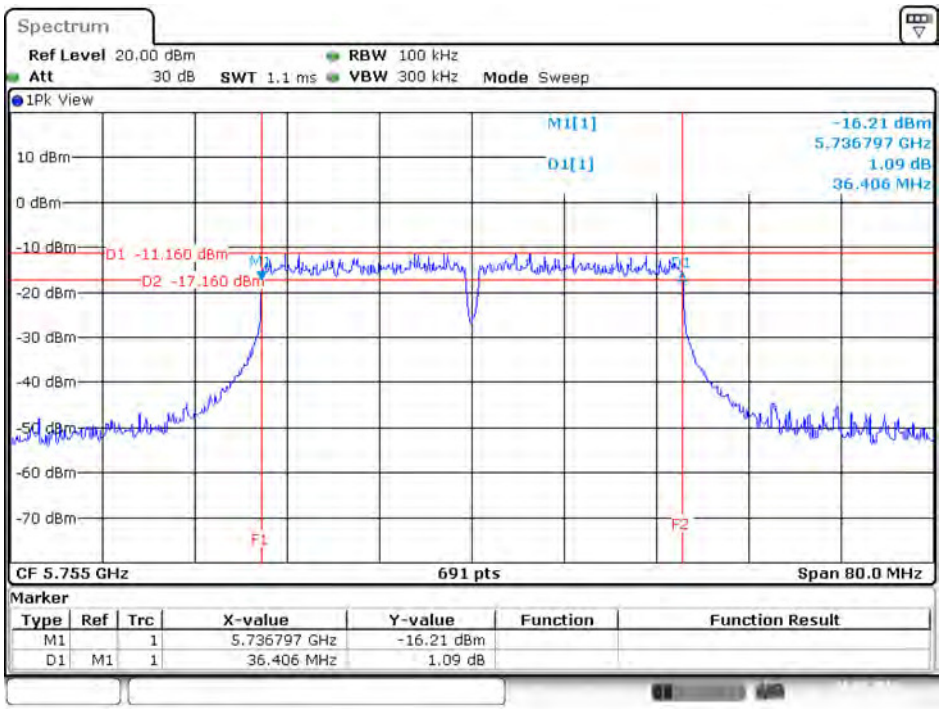

Date: 26.MAY.2016 13:54:22

6 dB Bandwidth Plot on Configuration IEEE 802.11ac MCS0/Nss3 VHT80 / Chain 1 / 5775 MHz

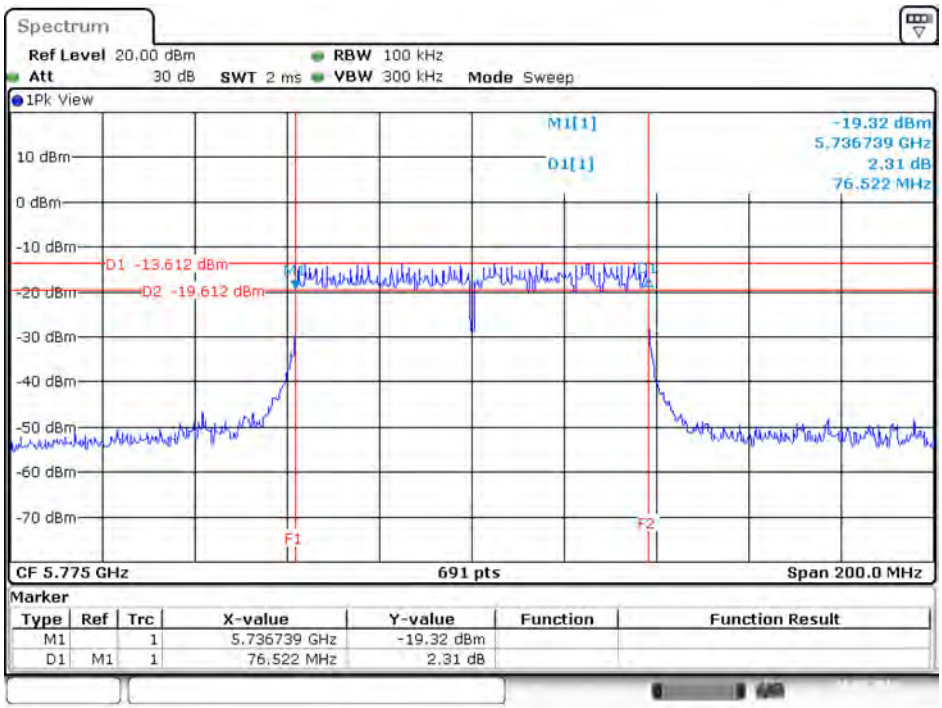

Date: 26.MAY.2016 13:58:09

6 dB Bandwidth Plot on Configuration IEEE 802.11ac MCS0/Nss3 VHT80 / Chain 2 / 5775 MHz

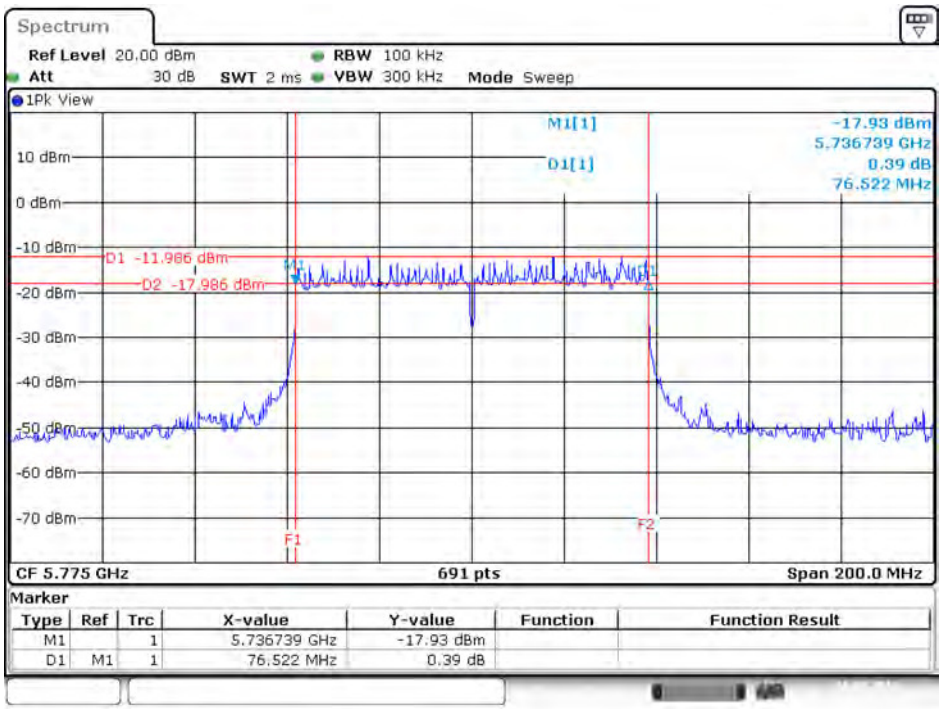

Date: 26.MAY.2016 13:58:32

6 dB Bandwidth Plot on Configuration IEEE 802.11ac MCS0/Nss3 VHT80 / Chain 3 / 5775 MHz

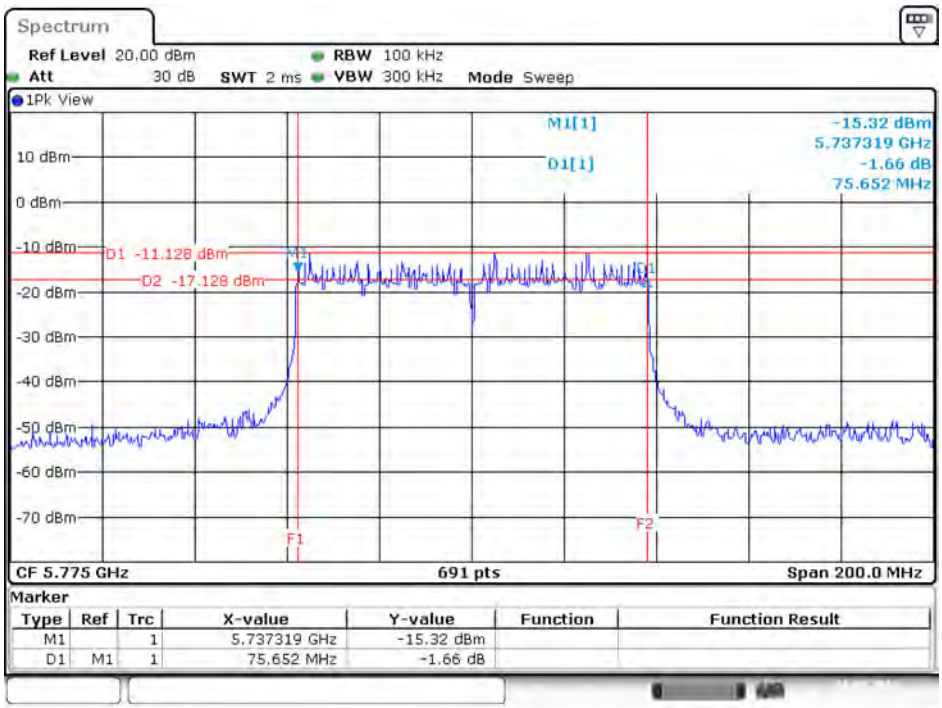

Date: 26.MAY.2016 13:58:48

6 dB Bandwidth Plot on Configuration IEEE 802.11ac MCS0/Nss3 VHT80 / Chain 4 / 5775 MHz

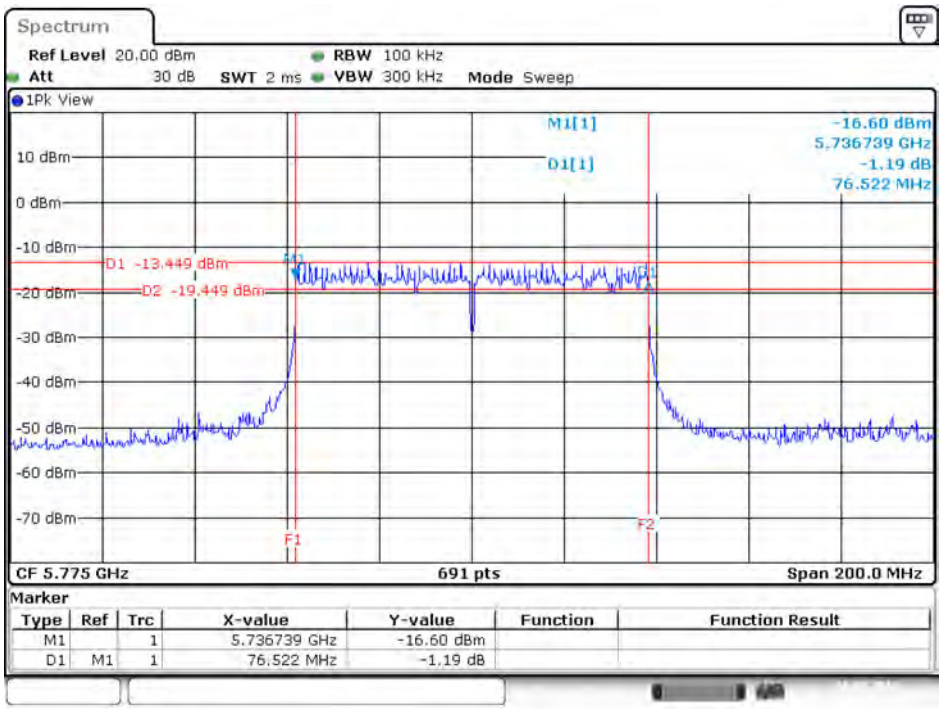

Date: 26.MAY.2016 13:59:10

For 802.11ac MCS0/Nss2 VHT80+80 Mode

Type 1

6 dB Bandwidth Plot on Chain 3 / 5775 MHz

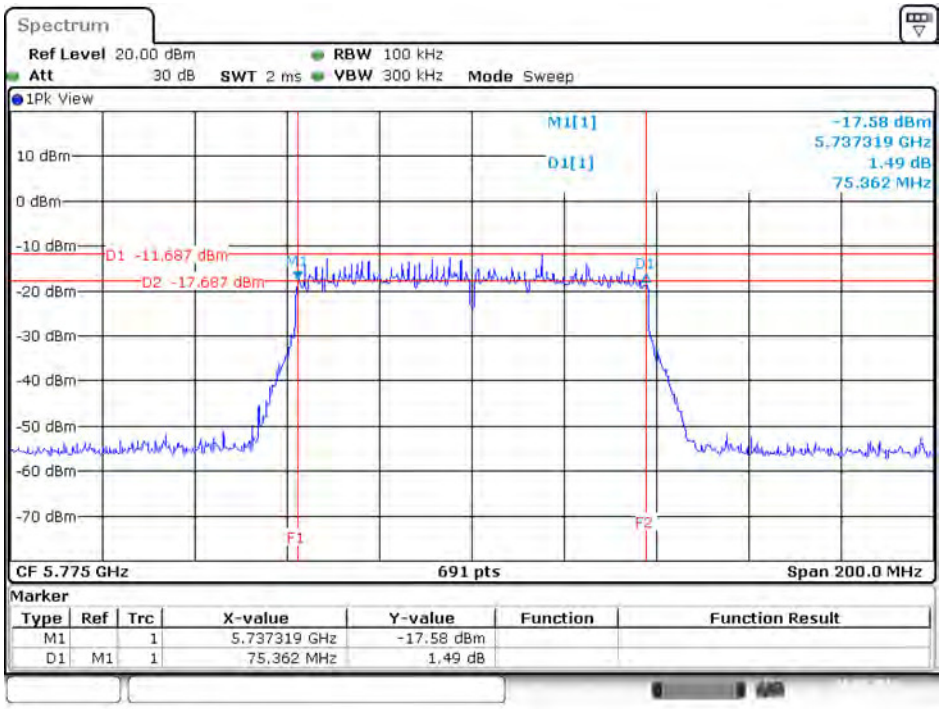

Date: 26.MAY.2016 20:54:05

6 dB Bandwidth Plot on Chain 4 / 5775 MHz

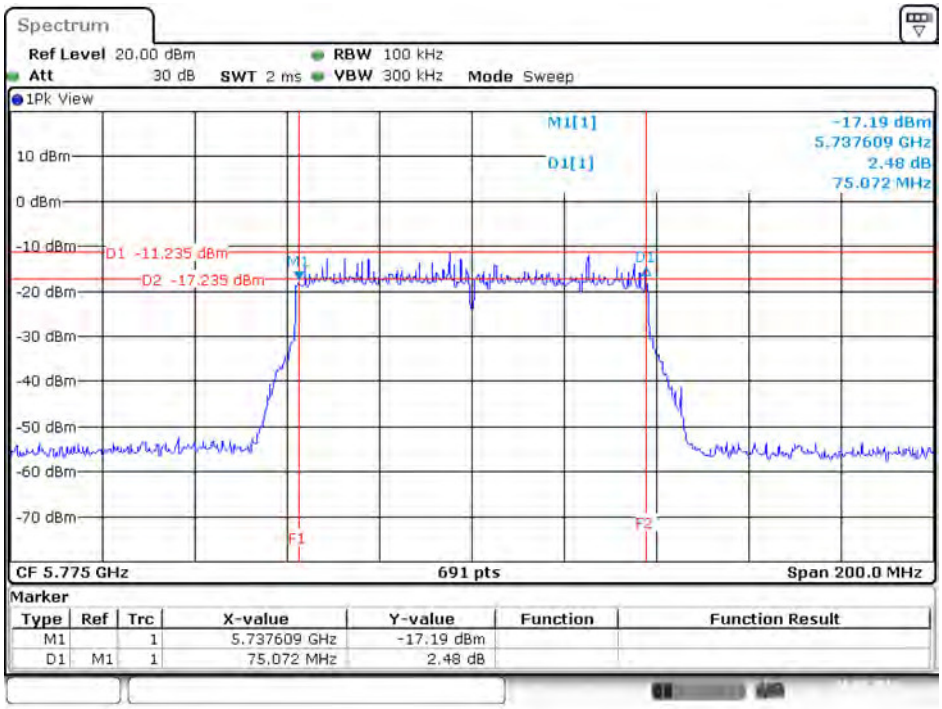

Date: 26.MAY.2016 20:54:23

For Mode 4:

6 dB Bandwidth Plot on Configuration IEEE 802.11ac MCS0/Nss1 VHT20 / Chain 1 / 5745 MHz

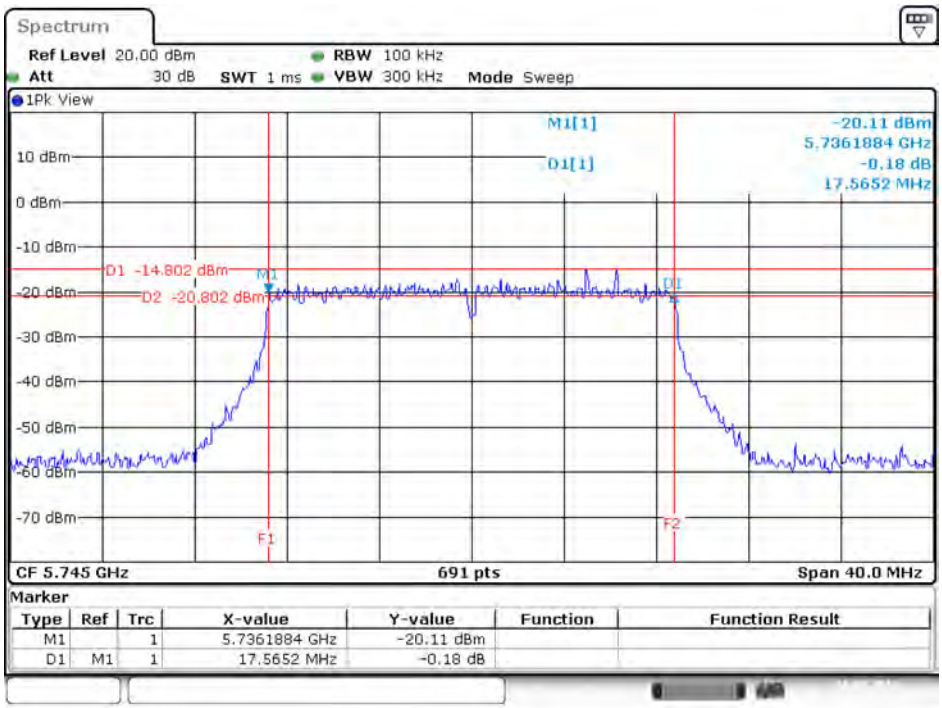

Date: 26.MAY.2016 10:13:20

6 dB Bandwidth Plot on Configuration IEEE 802.11ac MCS0/Nss1 VHT20 / Chain 2 / 5745 MHz

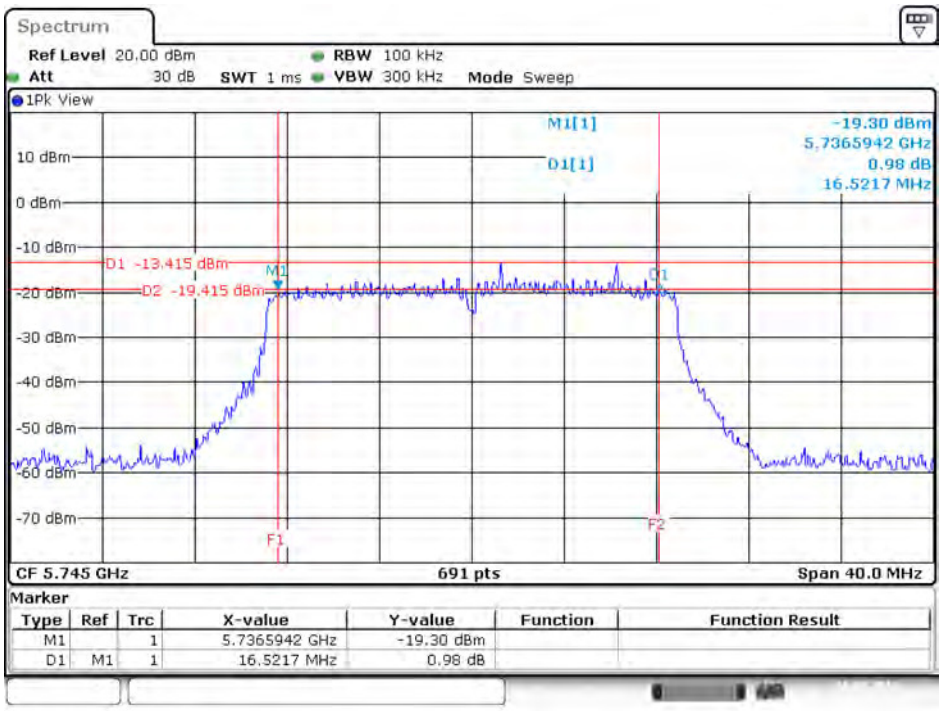

Date: 26.MAY.2016 10:13:36

6 dB Bandwidth Plot on Configuration IEEE 802.11ac MCS0/Nss1 VHT20 / Chain 3 / 5745 MHz

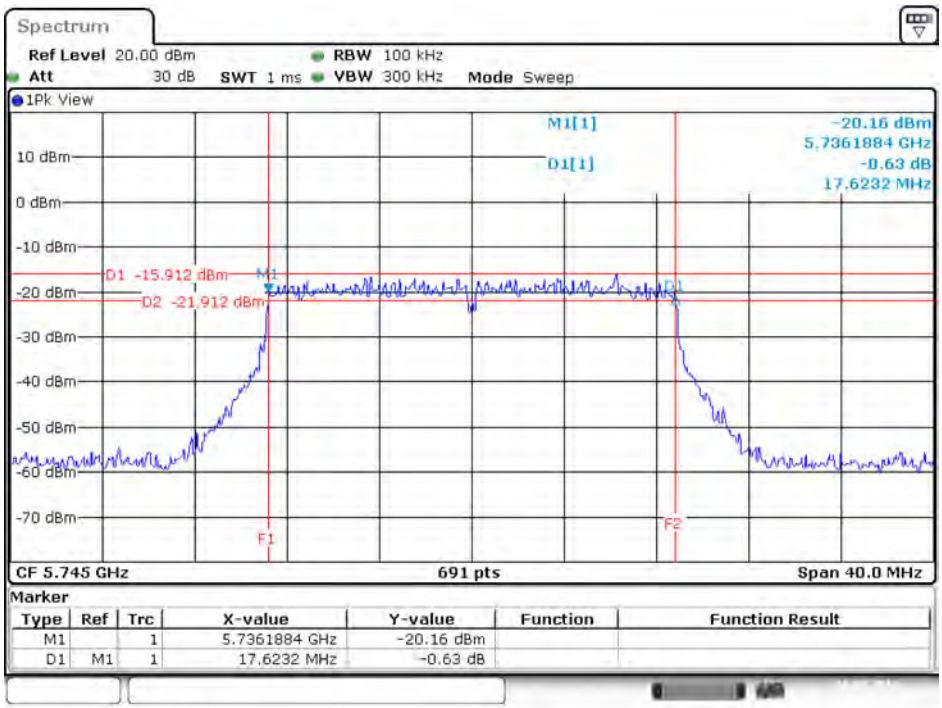

Date: 26.MAY.2016 10:13:50

6 dB Bandwidth Plot on Configuration IEEE 802.11ac MCS0/Nss1 VHT20 / Chain 4 / 5785 MHz

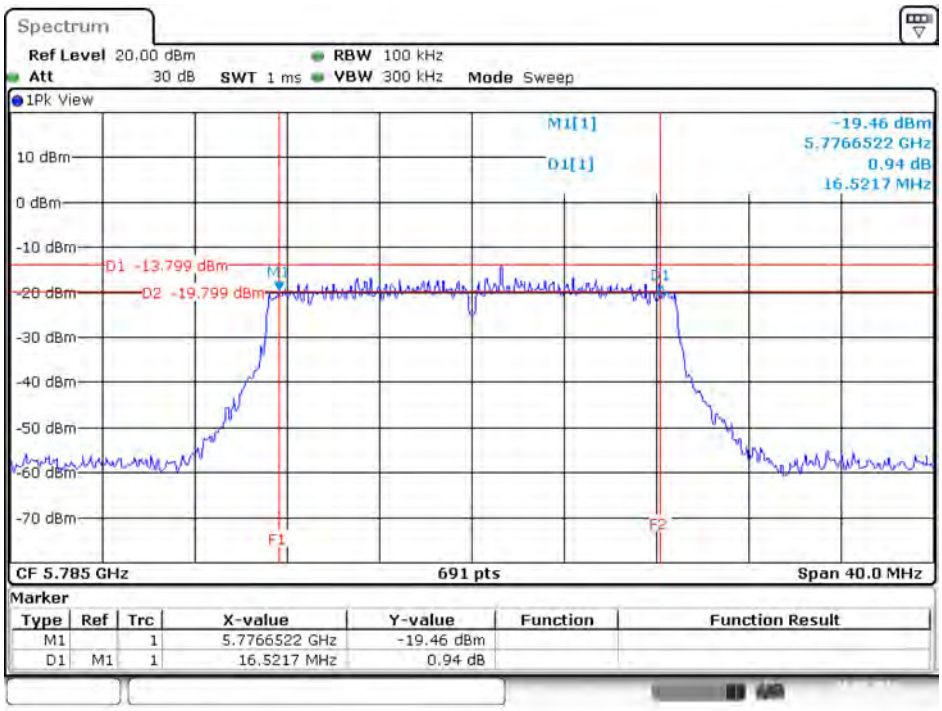

Date: 26.MAY.2016 10:15:22

6 dB Bandwidth Plot on Configuration IEEE 802.11ac MCS0/Nss1 VHT40 / Chain 1 / 5755 MHz

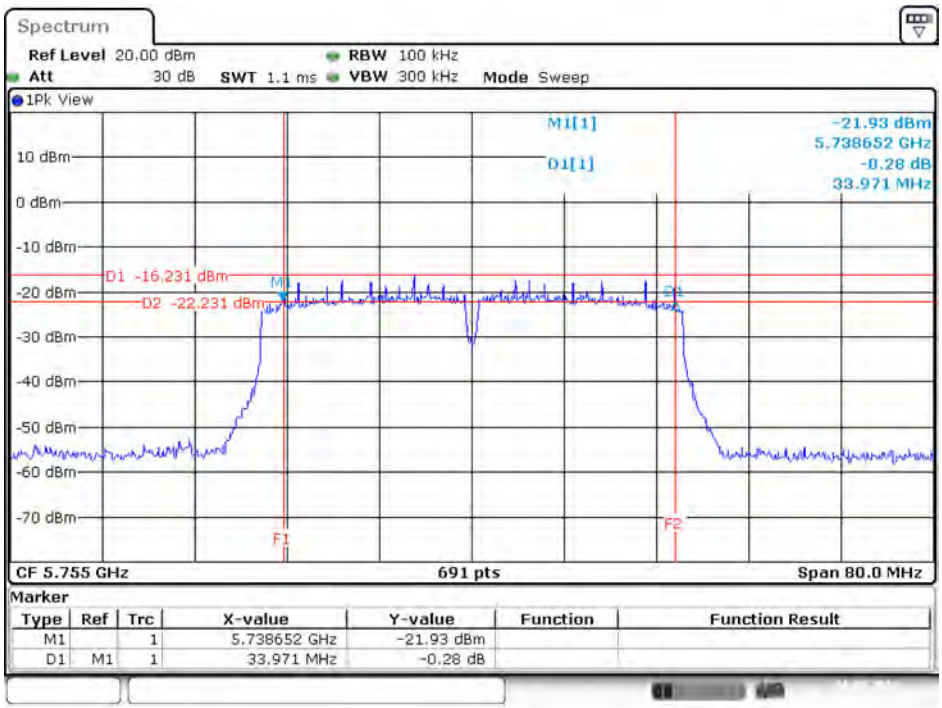

Date: 26.MAY.2016 10:18:12

6 dB Bandwidth Plot on Configuration IEEE 802.11ac MCS0/Nss1 VHT40 / Chain 2 / 5795 MHz

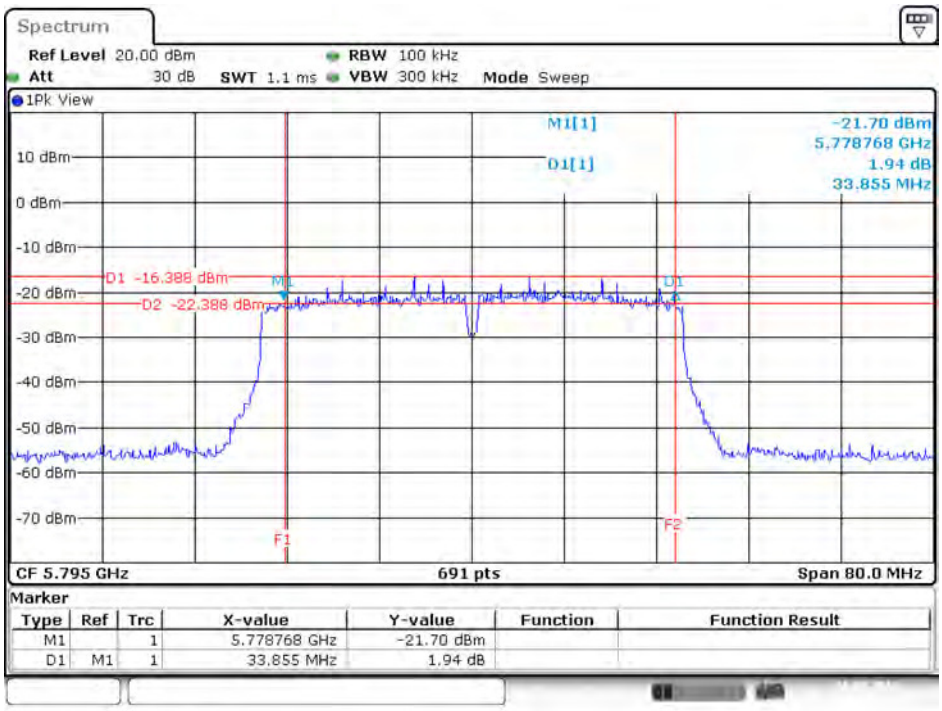

Date: 26.MAY.2016 10:20:15

6 dB Bandwidth Plot on Configuration IEEE 802.11ac MCS0/Nss1 VHT40 / Chain 3 / 5755 MHz

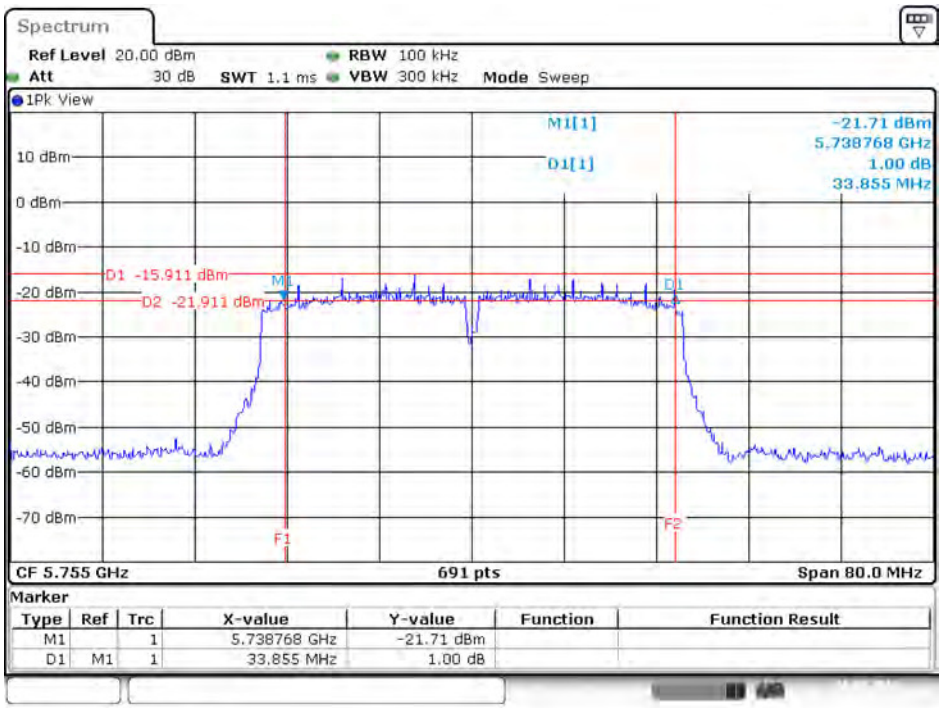

Date: 26.MAY.2016 10:18:48

6 dB Bandwidth Plot on Configuration IEEE 802.11ac MCS0/Nss1 VHT40 / Chain 4 / 5755 MHz

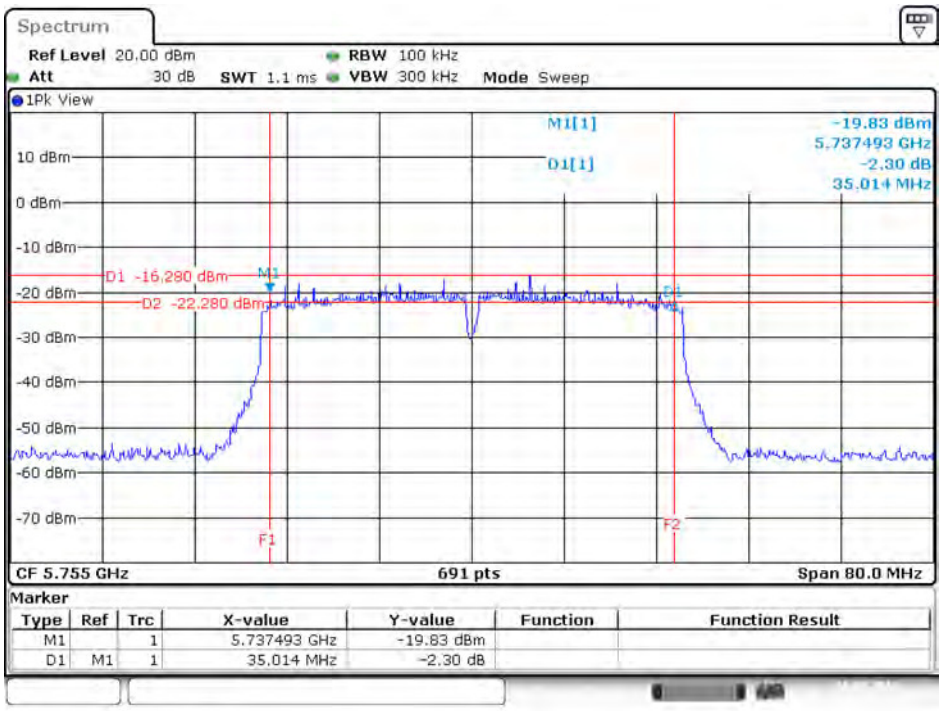

Date: 26.MAY.2016 10:19:18

6 dB Bandwidth Plot on Configuration IEEE 802.11ac MCS0/Nss1 VHT80 / Chain 1 / 5775 MHz

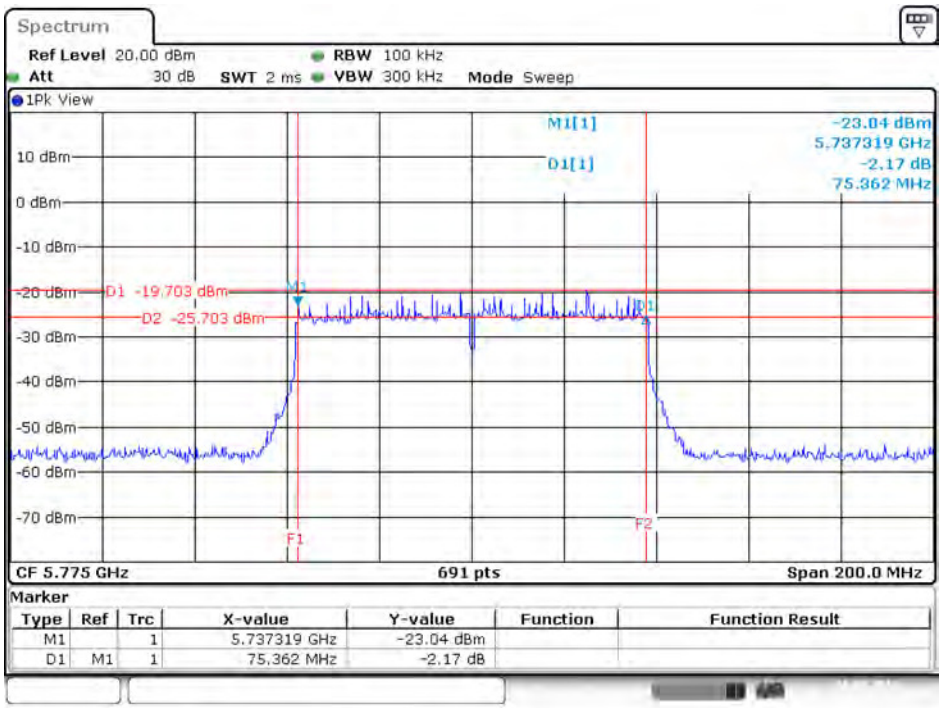

Date: 26.MAY.2016 10:22:07

6 dB Bandwidth Plot on Configuration IEEE 802.11ac MCS0/Nss1 VHT80 / Chain 2 / 5775 MHz

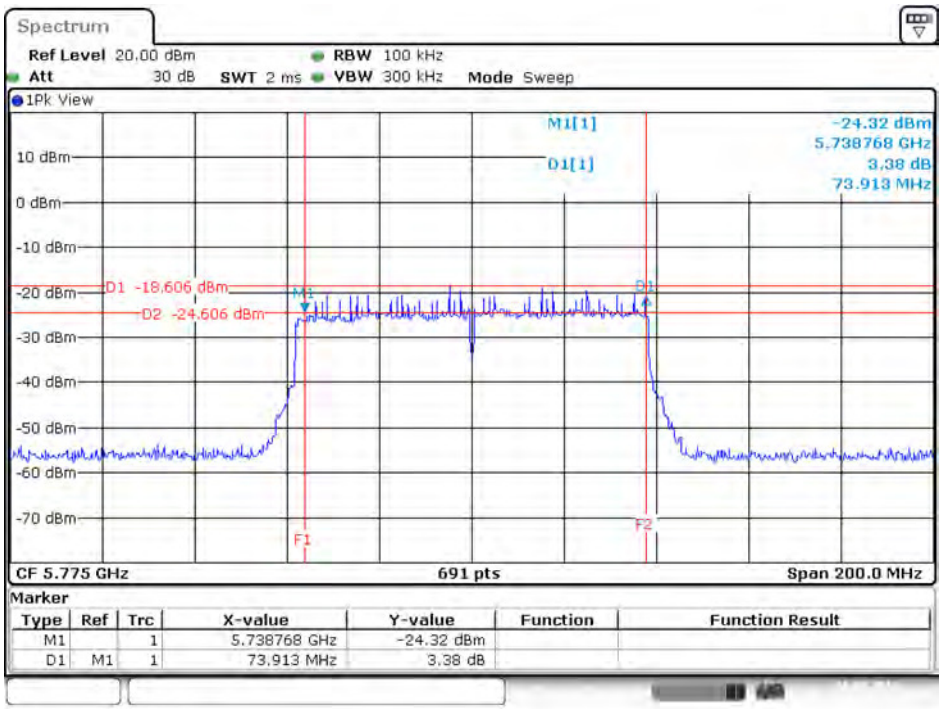

Date: 26.MAY.2016 10:22:21

6 dB Bandwidth Plot on Configuration IEEE 802.11ac MCS0/Nss1 VHT80 / Chain 3 / 5775 MHz

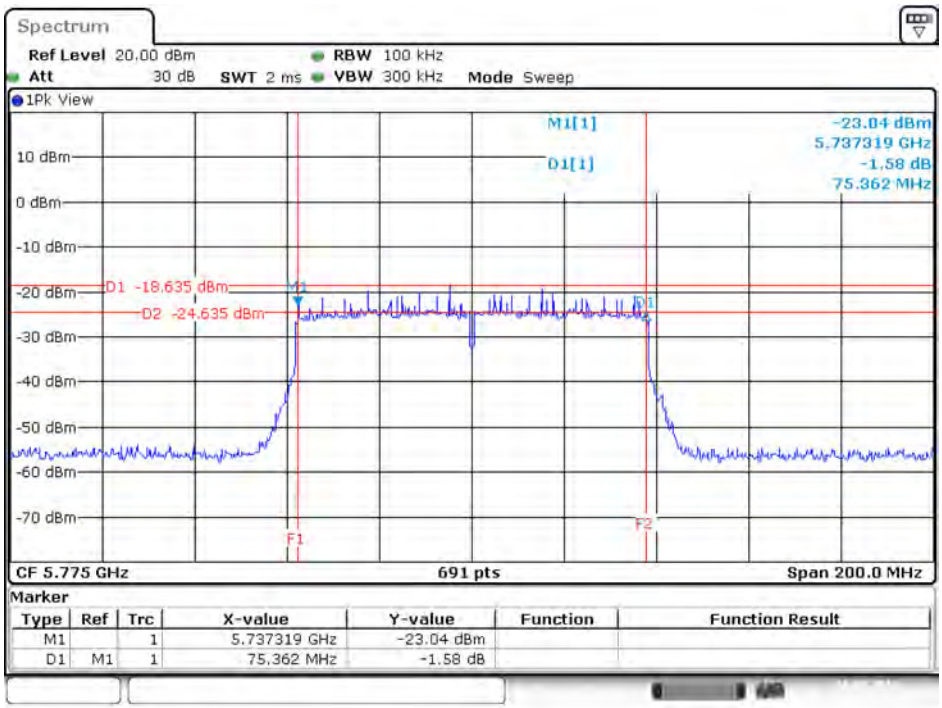

Date: 26.MAY.2016 10:22:34

6 dB Bandwidth Plot on Configuration IEEE 802.11ac MCS0/Nss1 VHT80 / Chain 4 / 5775 MHz

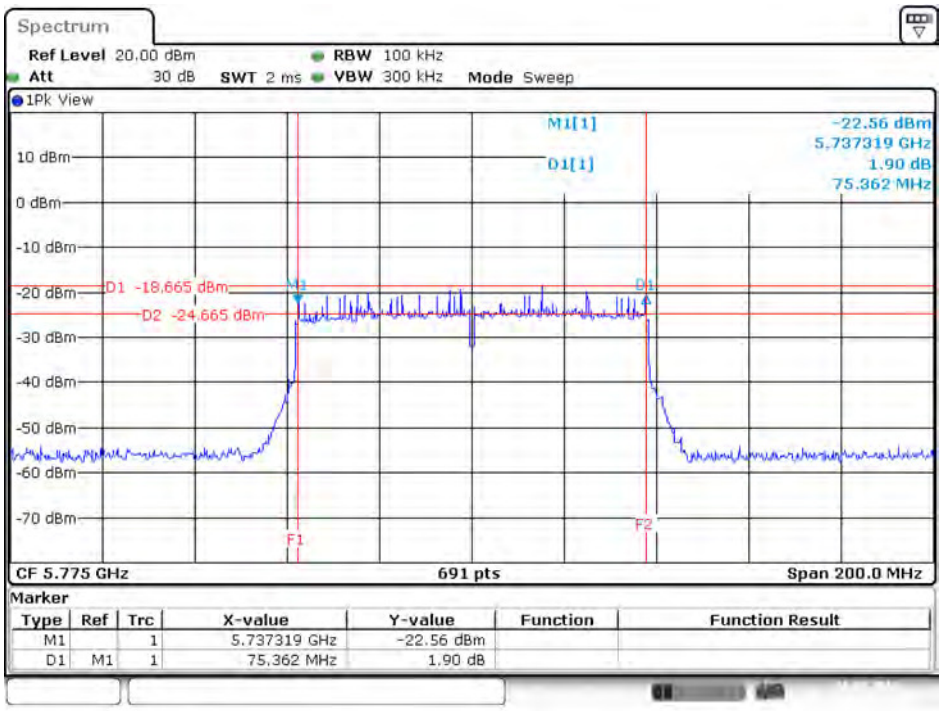

Date: 26.MAY.2016 10:22:48

6 dB Bandwidth Plot on Configuration IEEE 802.11ac MCS0/Nss2 VHT20 / Chain 1 / 5825 MHz

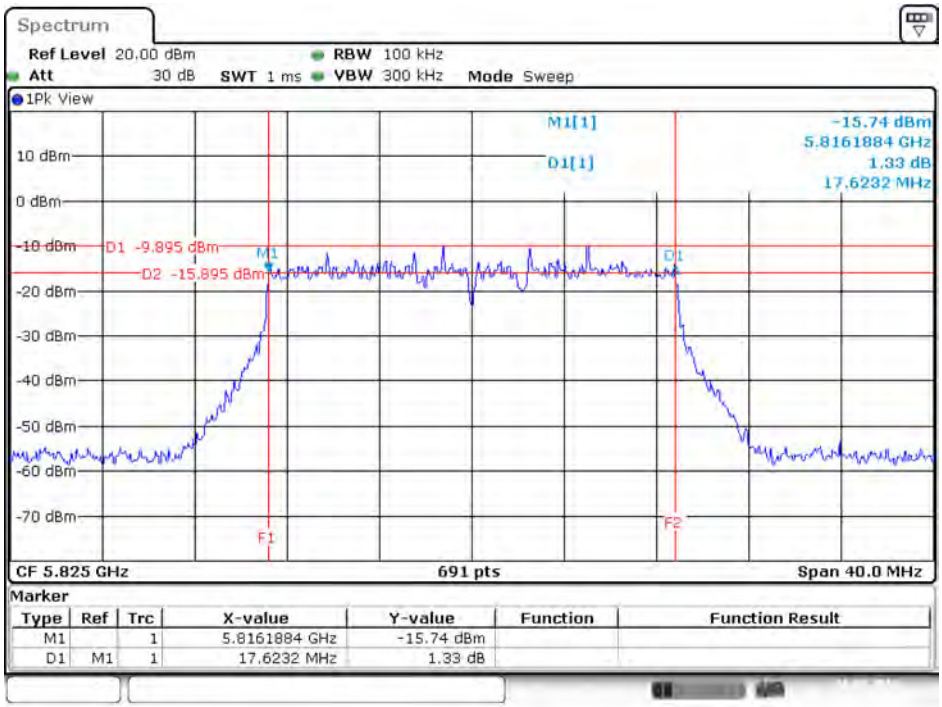

Date: 26.MAY.2016 11:14:58

6 dB Bandwidth Plot on Configuration IEEE 802.11ac MCS0/Nss2 VHT20 / Chain 2 / 5825 MHz

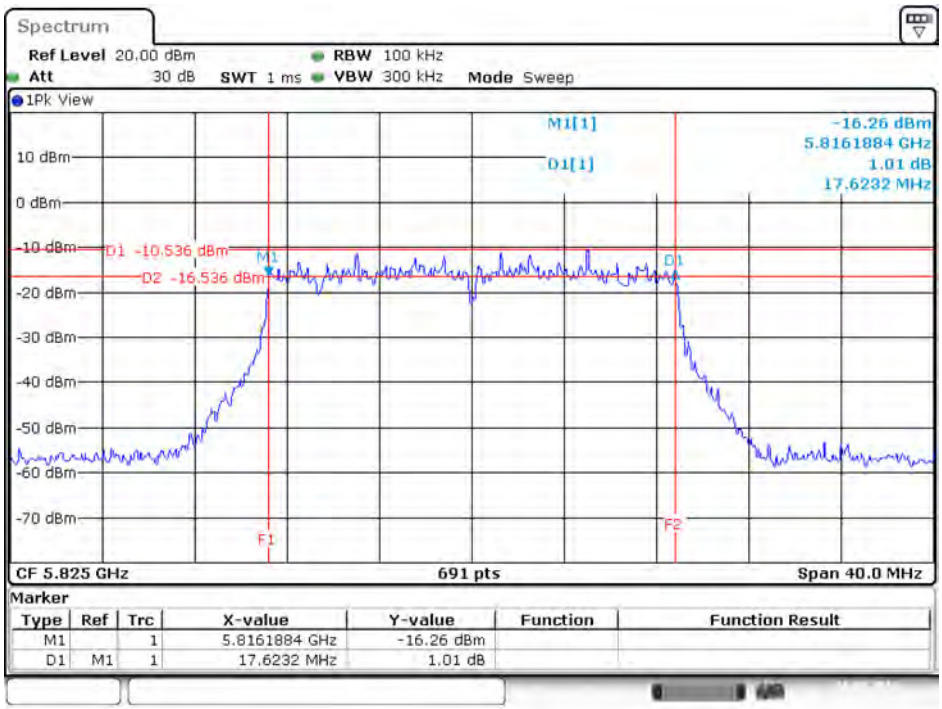

Date: 26.MAY.2016 11:15:21

6 dB Bandwidth Plot on Configuration IEEE 802.11ac MCS0/Nss2 VHT20 / Chain 3 / 5825 MHz

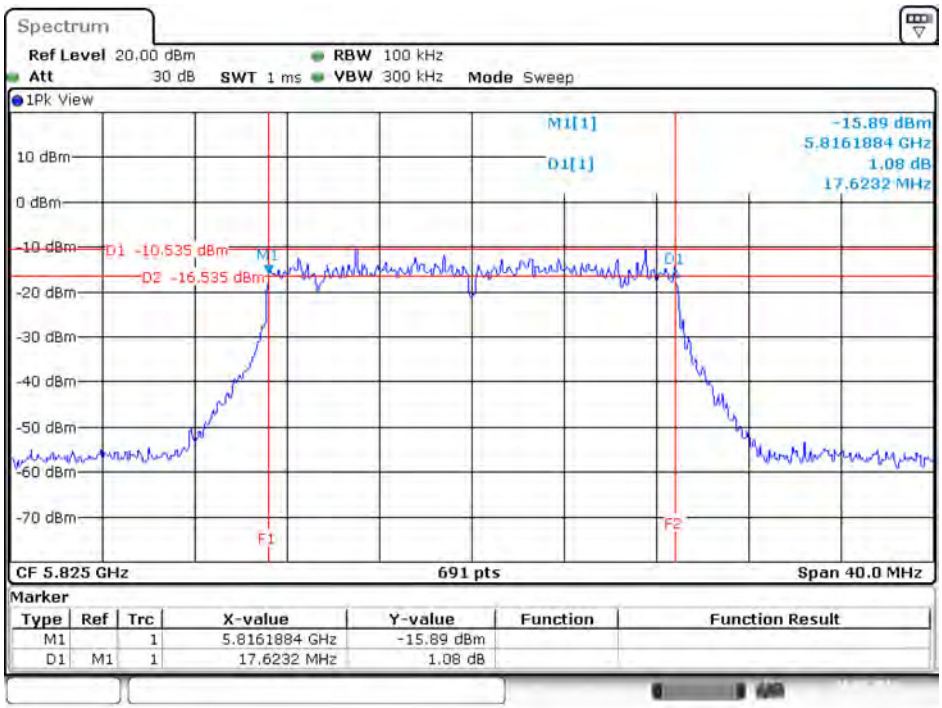

Date: 26.MAY.2016 11:15:35

6 dB Bandwidth Plot on Configuration IEEE 802.11ac MCS0/Nss2 VHT20 / Chain 4 / 5785 MHz

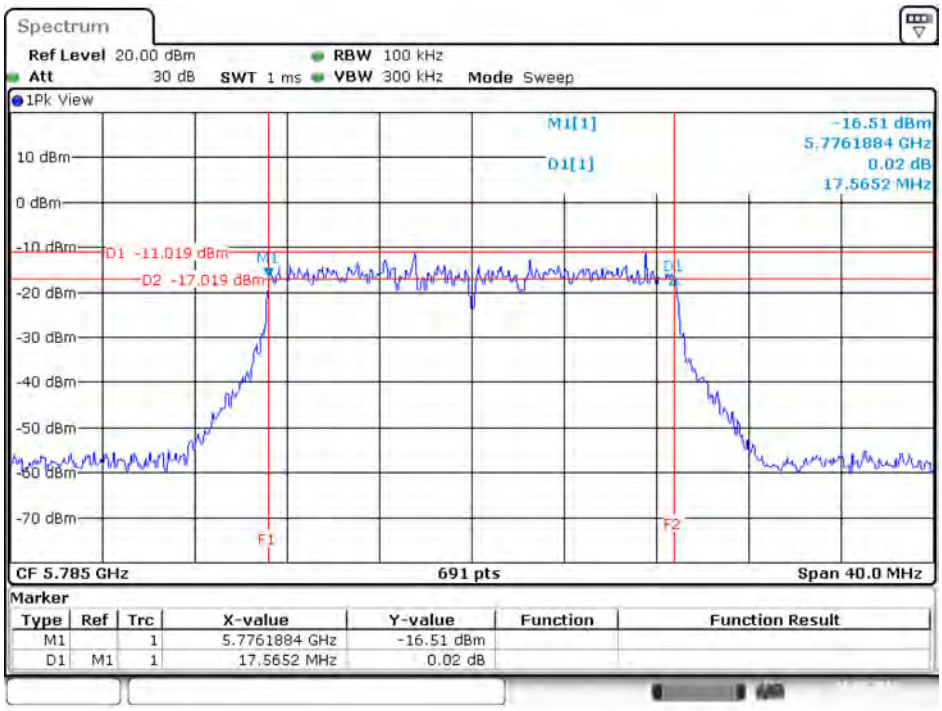

Date: 26.MAY.2016 11:14:14

6 dB Bandwidth Plot on Configuration IEEE 802.11ac MCS0/Nss2 VHT40 / Chain 1 / 5795 MHz

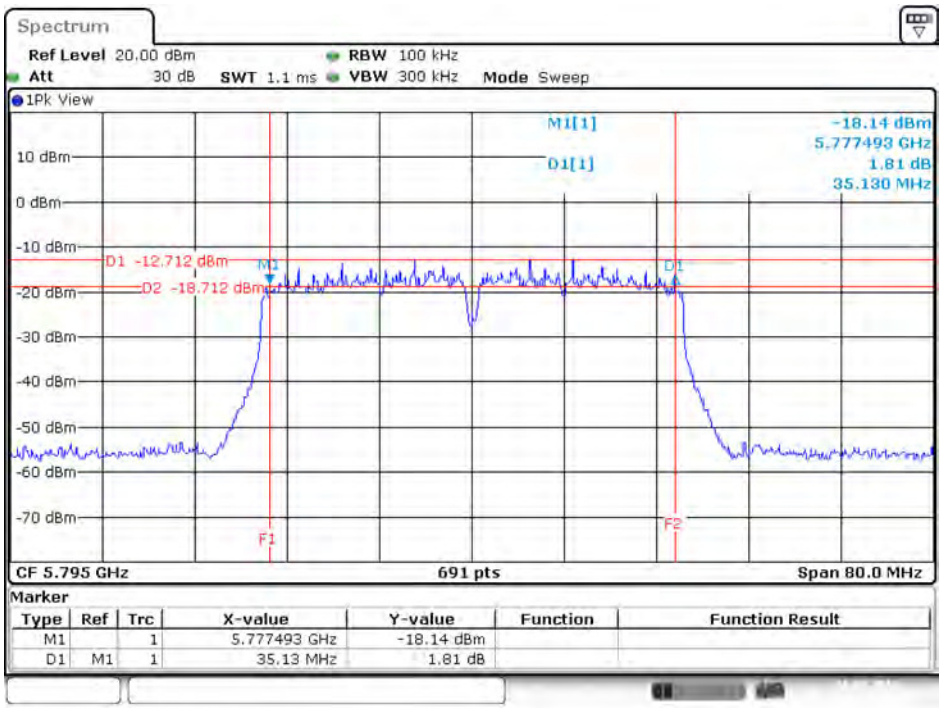

Date: 26.MAY.2016 11:18:28

6 dB Bandwidth Plot on Configuration IEEE 802.11ac MCS0/Nss2 VHT40 / Chain 2 / 5755 MHz

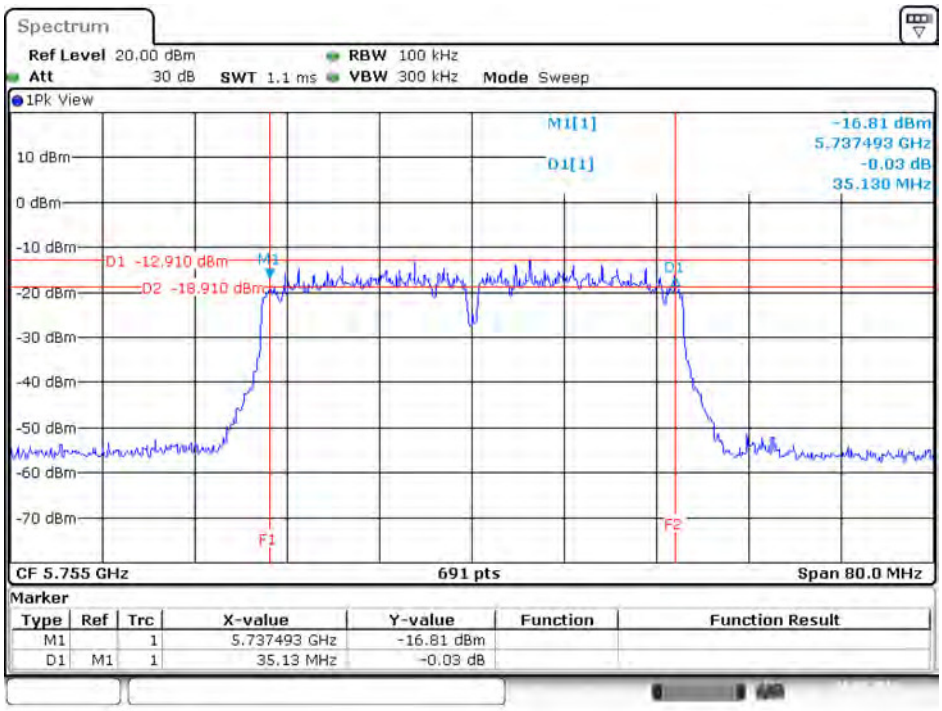

Date: 26.MAY.2016 11:17:22

6 dB Bandwidth Plot on Configuration IEEE 802.11ac MCS0/Nss2 VHT40 / Chain 3 / 5795 MHz

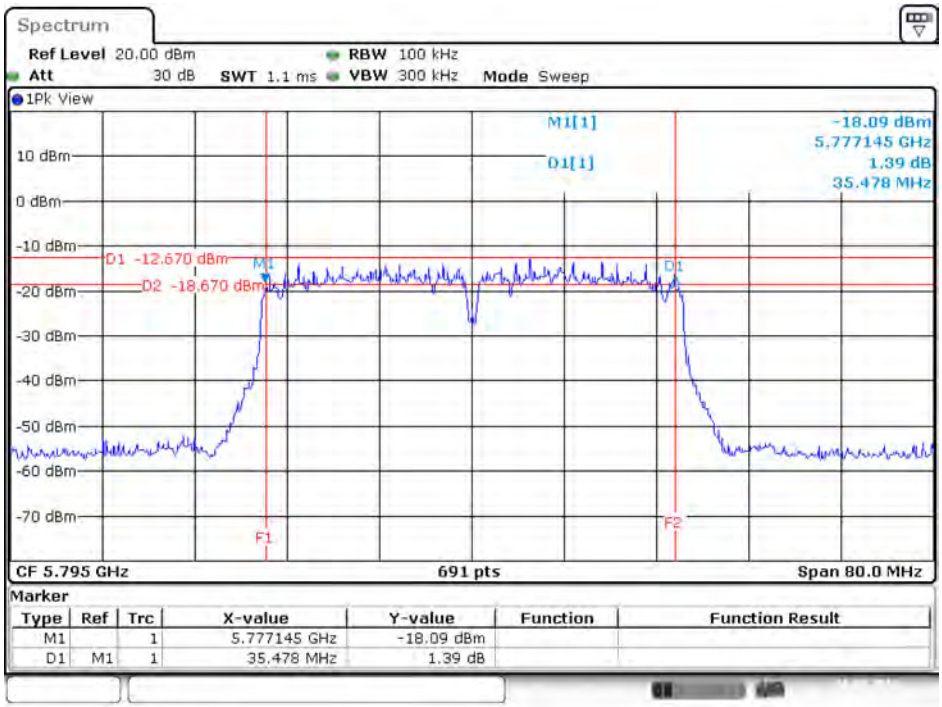

Date: 26.MAY.2016 11:18:57

6 dB Bandwidth Plot on Configuration IEEE 802.11ac MCS0/Nss2 VHT40 / Chain 4 / 5795 MHz

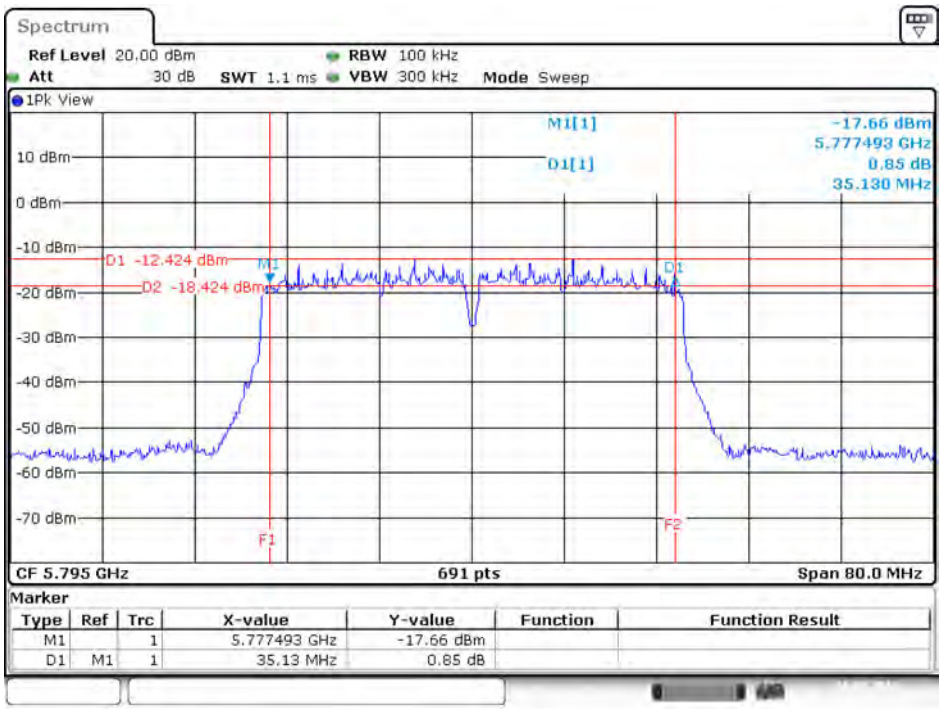

Date: 26.MAY.2016 11:19:12

6 dB Bandwidth Plot on Configuration IEEE 802.11ac MCS0/Nss2 VHT80 / Chain 1 / 5775 MHz

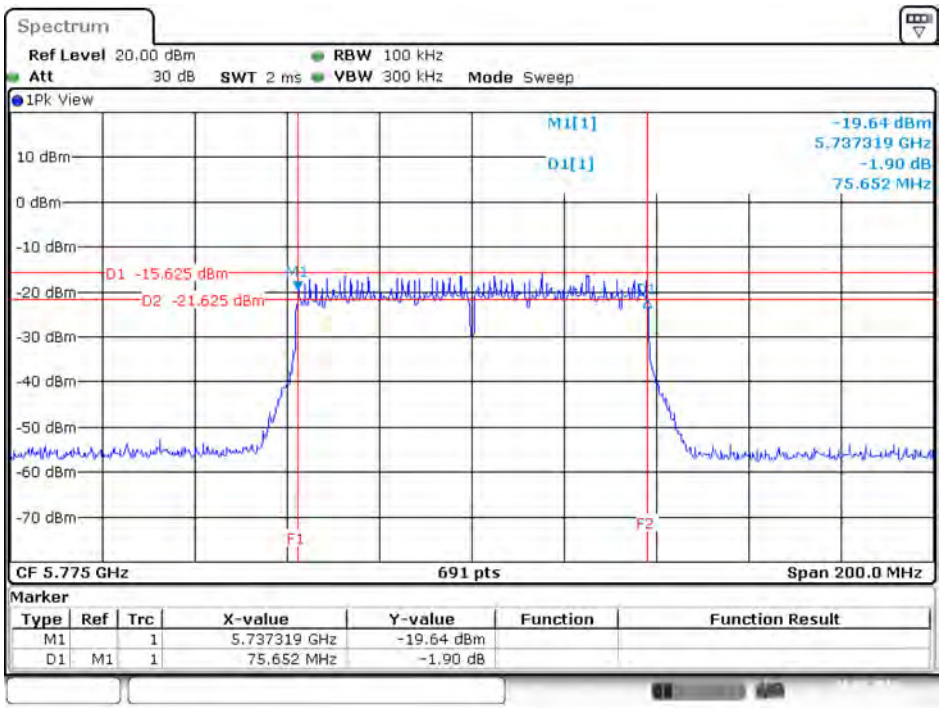

Date: 26.MAY.2016 11:20:01

6 dB Bandwidth Plot on Configuration IEEE 802.11ac MCS0/Nss2 VHT80 / Chain 2 / 5775 MHz

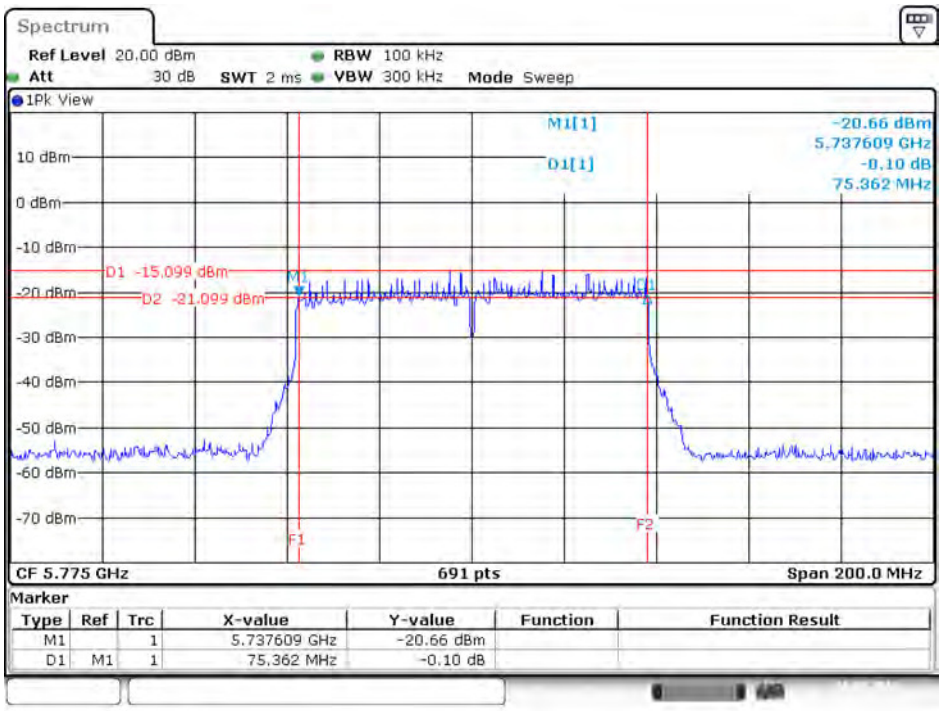

Date: 26.MAY.2016 11:20:19

6 dB Bandwidth Plot on Configuration IEEE 802.11ac MCS0/Nss2 VHT80 / Chain 3 / 5775 MHz

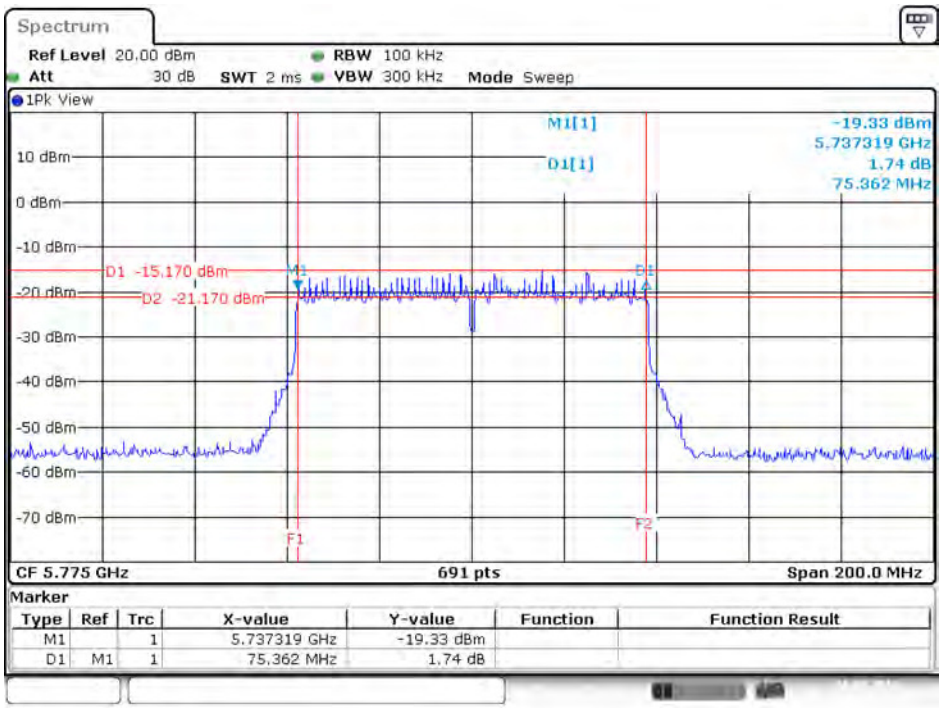

Date: 26.MAY.2016 11:20:32

6 dB Bandwidth Plot on Configuration IEEE 802.11ac MCS0/Nss2 VHT80 / Chain 4 / 5775 MHz

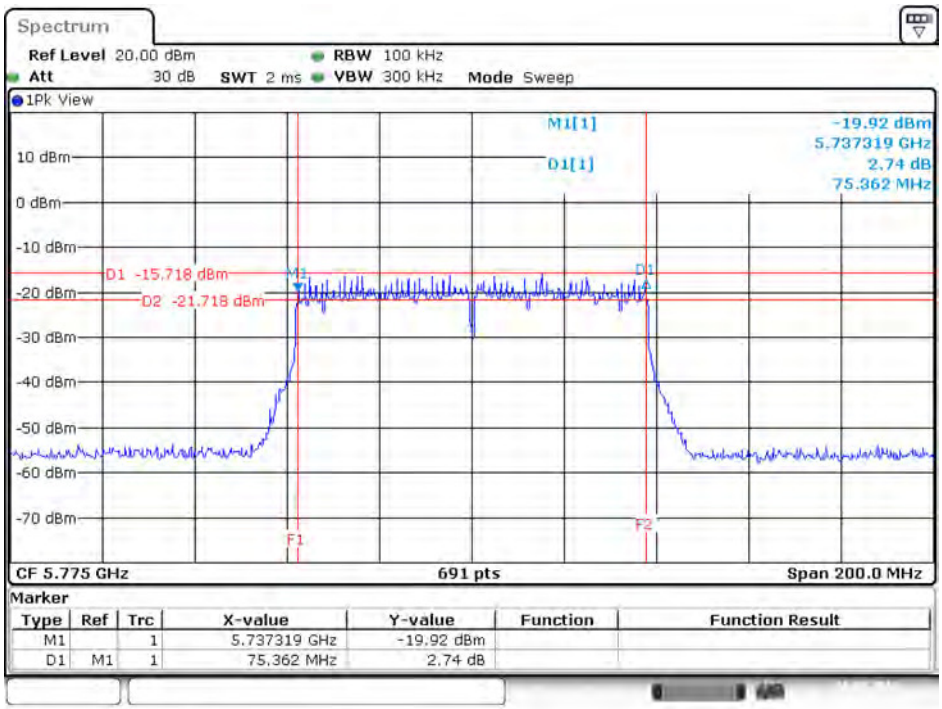

Date: 26.MAY.2016 11:20:49

6 dB Bandwidth Plot on Configuration IEEE 802.11ac MCS0/Nss3 VHT20 / Chain 1 / 5825 MHz

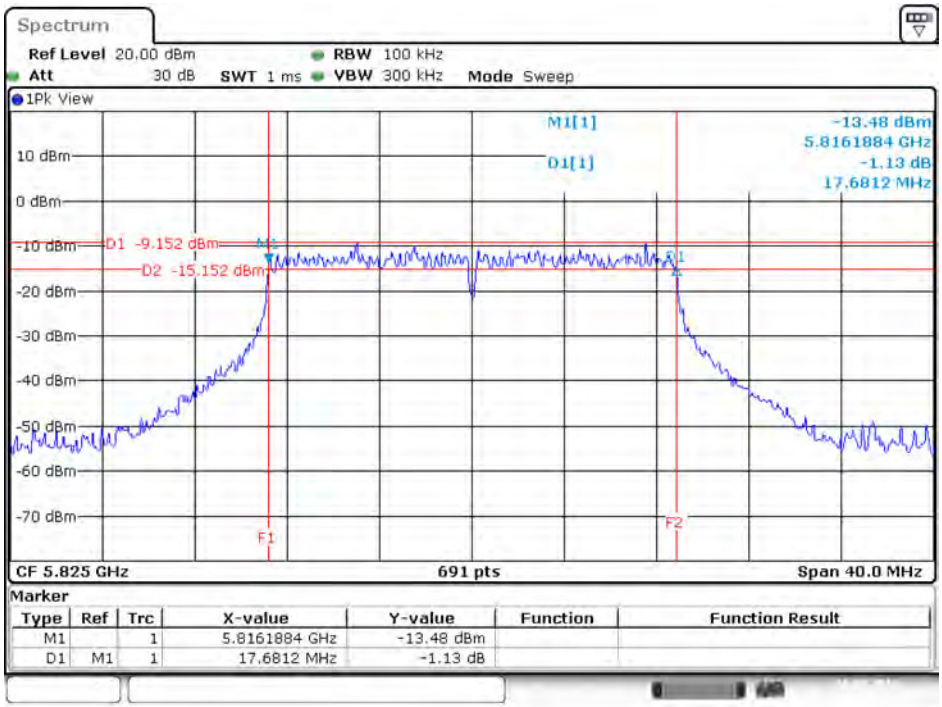

Date: 26.MAY.2016 14:06:06

6 dB Bandwidth Plot on Configuration IEEE 802.11ac MCS0/Nss3 VHT20 / Chain 2 / 5745 MHz

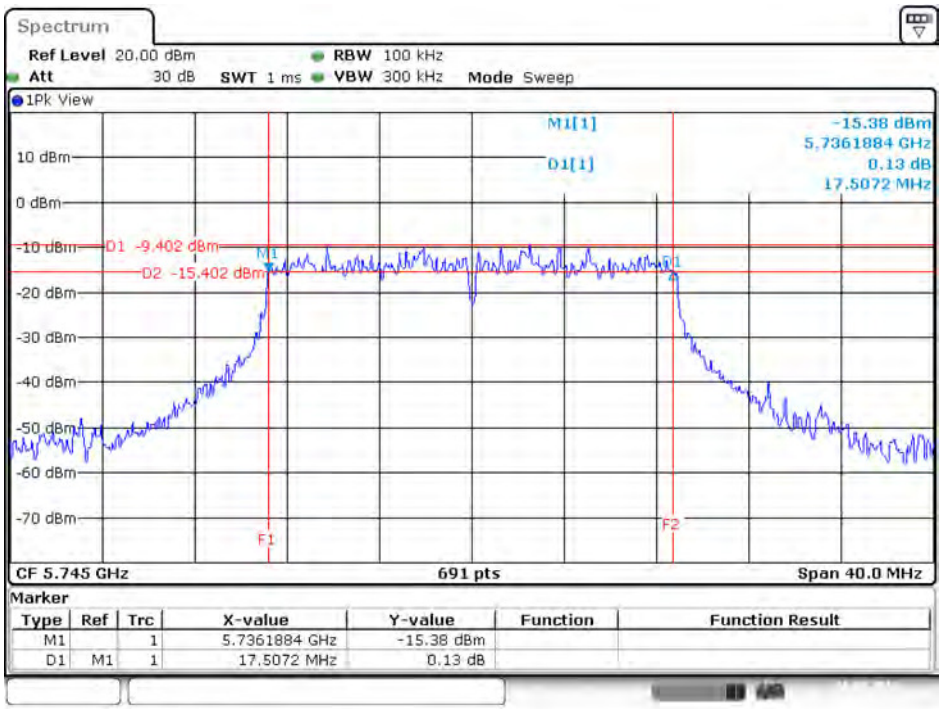

Date: 26.MAY.2016 14:01:31

6 dB Bandwidth Plot on Configuration IEEE 802.11ac MCS0/Nss3 VHT20 / Chain 3 / 5745 MHz

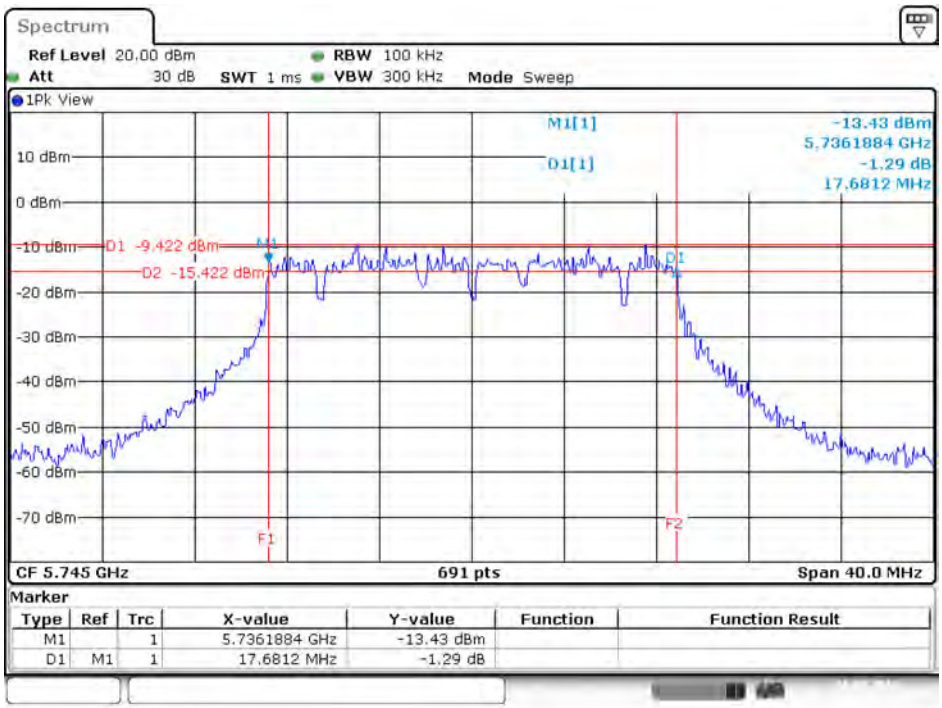

Date: 26.MAY.2016 14:02:46

6 dB Bandwidth Plot on Configuration IEEE 802.11ac MCS0/Nss3 VHT20 / Chain 4 / 5745 MHz

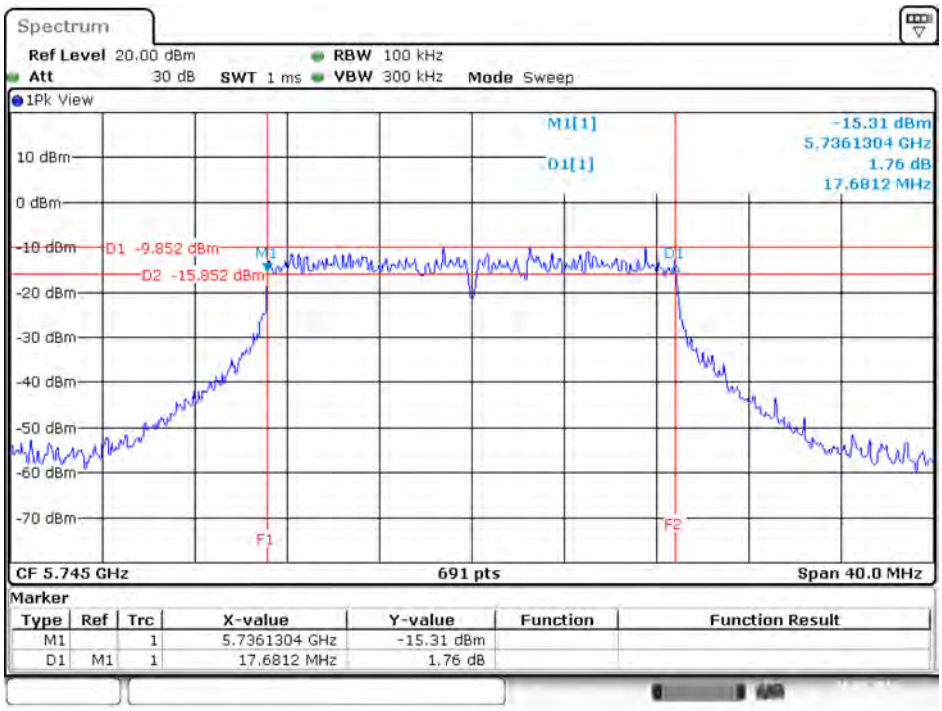

Date: 26.MAY.2016 14:03:00

6 dB Bandwidth Plot on Configuration IEEE 802.11ac MCS0/Nss3 VHT40 / Chain 1 / 5755 MHz

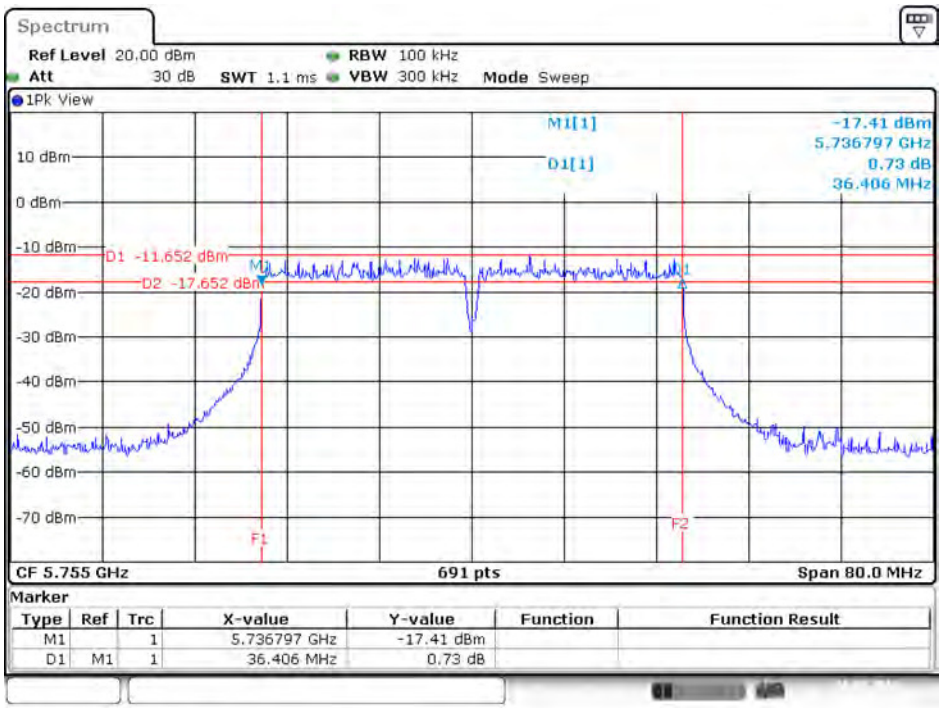

Date: 26.MAY.2016 14:08:14

6 dB Bandwidth Plot on Configuration IEEE 802.11ac MCS0/Nss3 VHT40 / Chain 2 / 5755 MHz

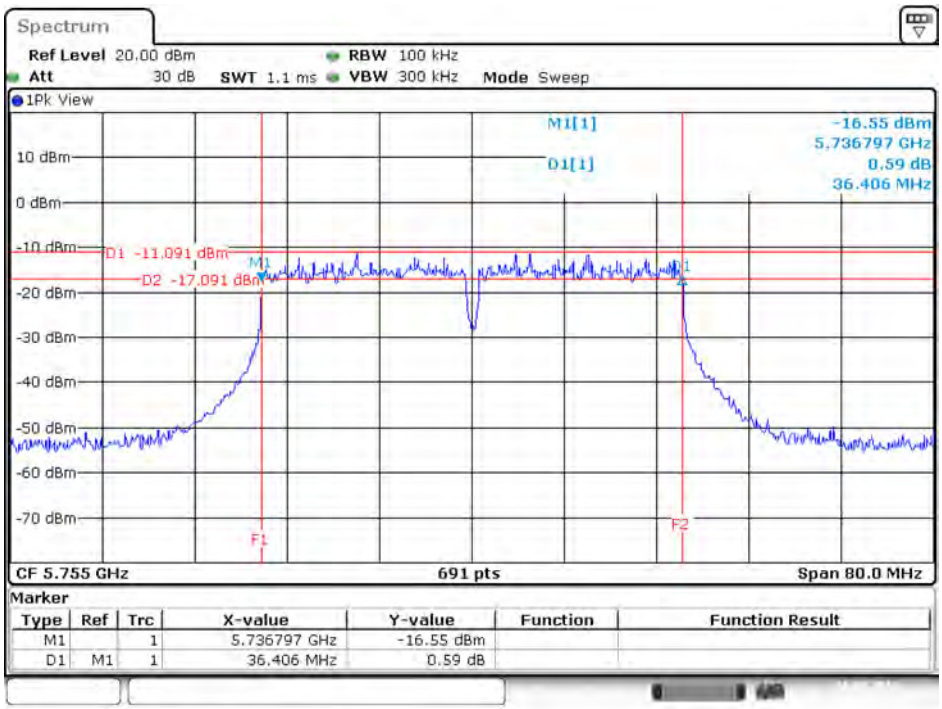

Date: 26.MAY.2016 14:08:36

6 dB Bandwidth Plot on Configuration IEEE 802.11ac MCS0/Nss3 VHT40 / Chain 3 / 5755 MHz

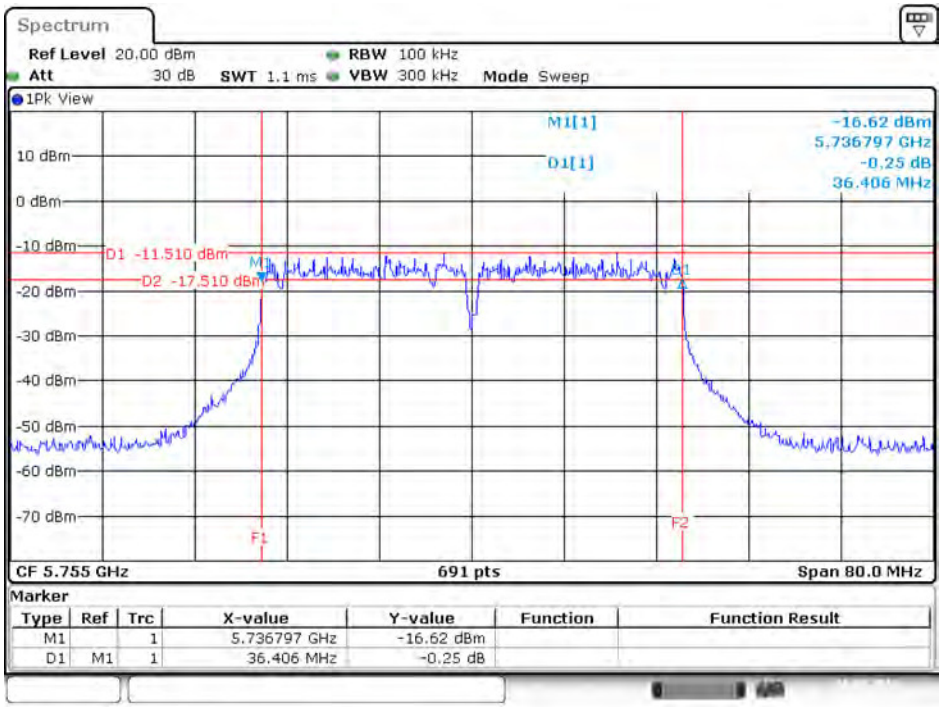

Date: 26.MAY.2016 14:08:51

6 dB Bandwidth Plot on Configuration IEEE 802.11ac MCS0/Nss3 VHT40 / Chain 4 / 5755 MHz

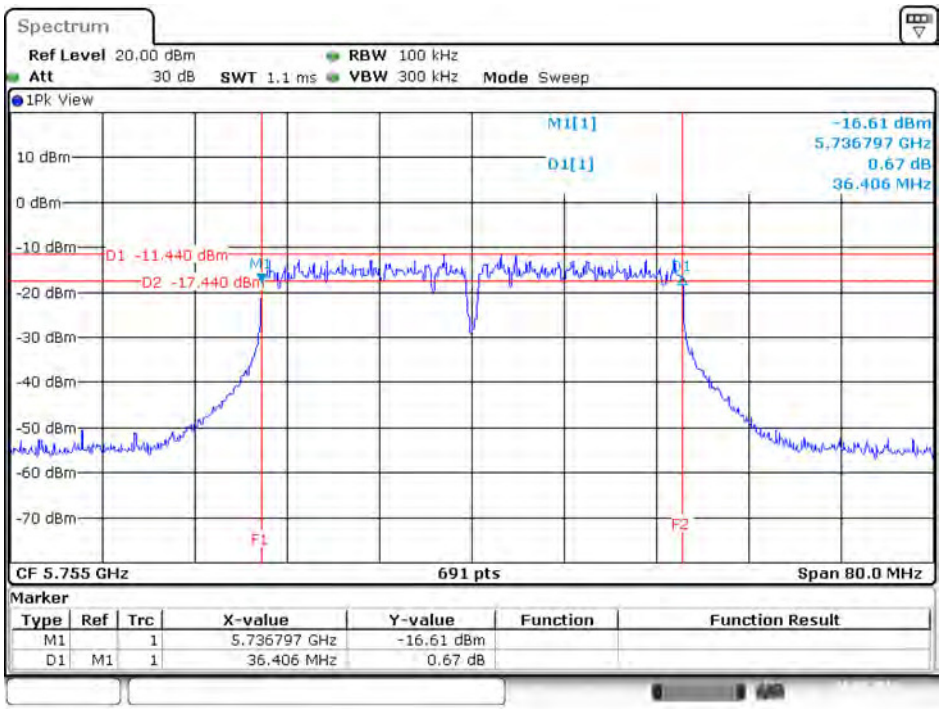

Date: 26.MAY.2016 14:09:06

6 dB Bandwidth Plot on Configuration IEEE 802.11ac MCS0/Nss3 VHT80 / Chain 1 / 5775 MHz

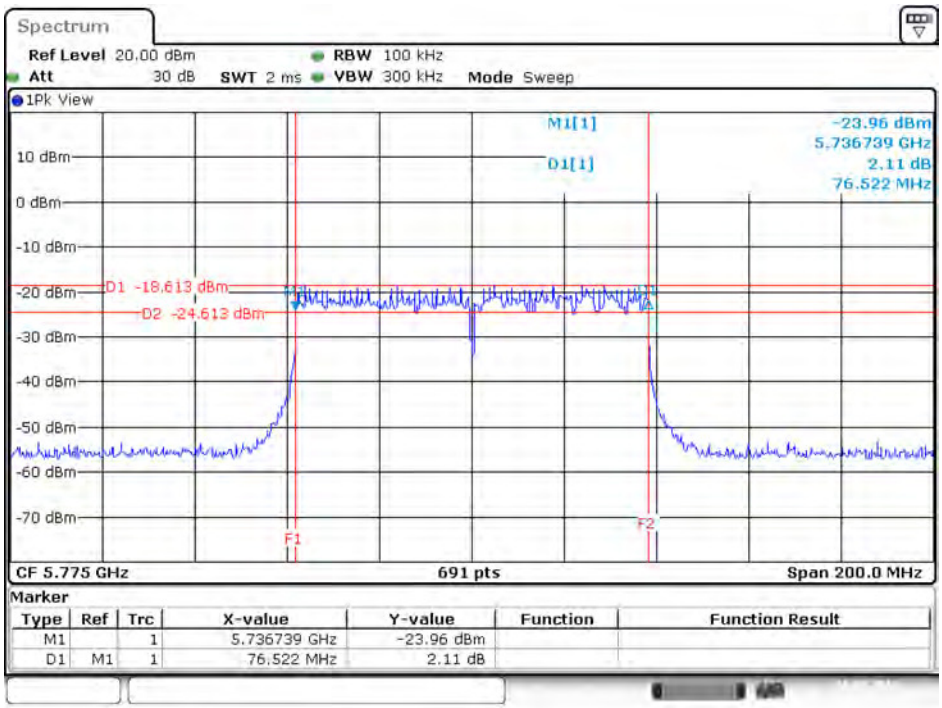

Date: 26.MAY.2016 14:14:44

6 dB Bandwidth Plot on Configuration IEEE 802.11ac MCS0/Nss3 VHT80 / Chain 2 / 5775 MHz

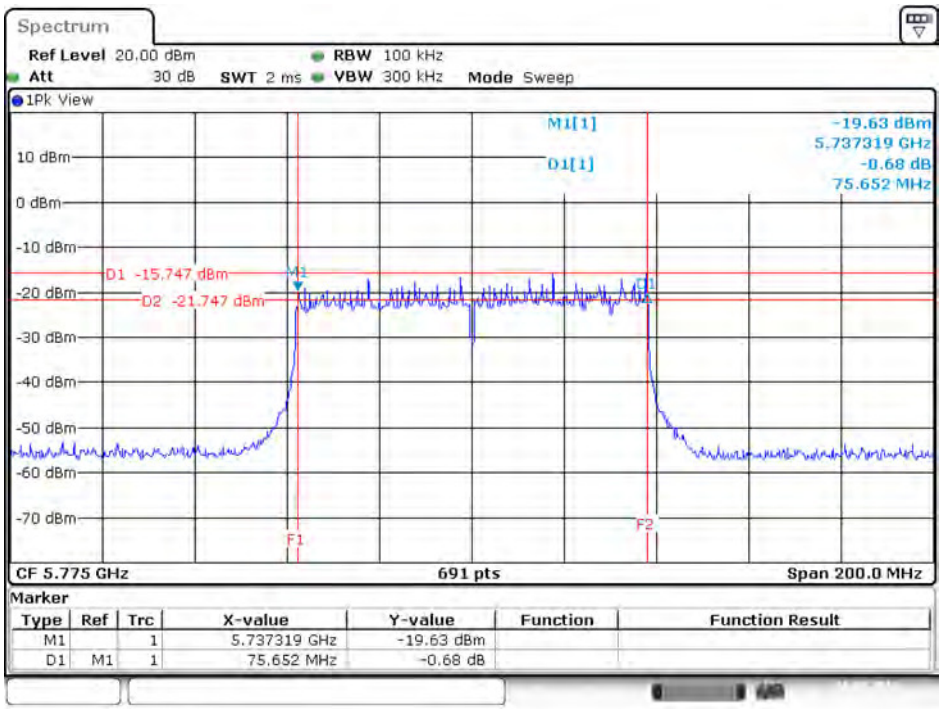

Date: 26.MAY.2016 14:15:22

6 dB Bandwidth Plot on Configuration IEEE 802.11ac MCS0/Nss3 VHT80 / Chain 3 / 5775 MHz

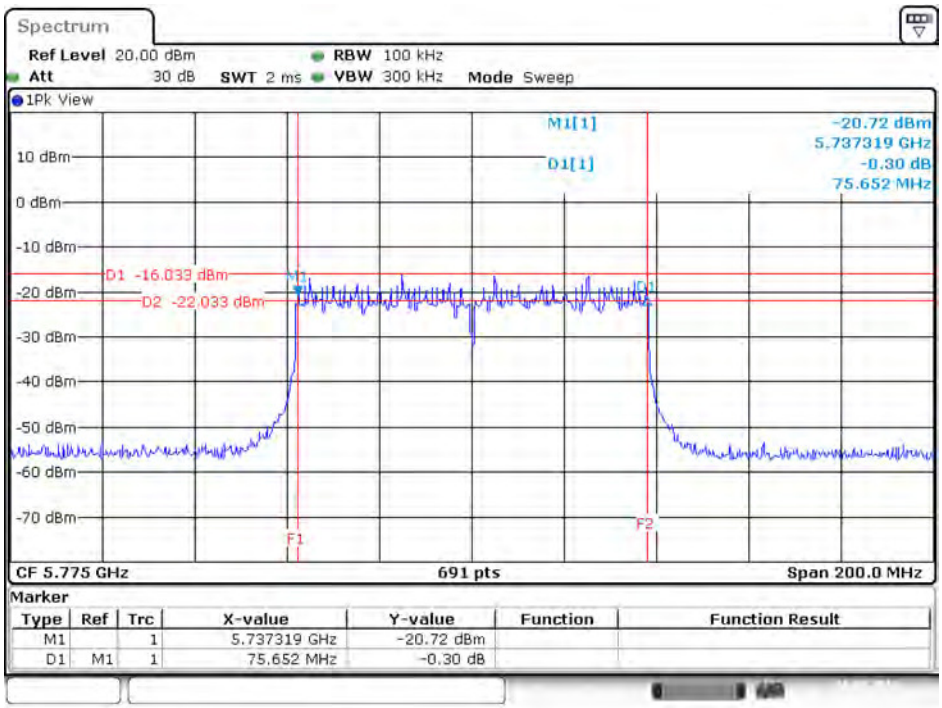

Date: 26.MAY.2016 14:15:54

6 dB Bandwidth Plot on Configuration IEEE 802.11ac MCS0/Nss3 VHT80 / Chain 4 / 5775 MHz

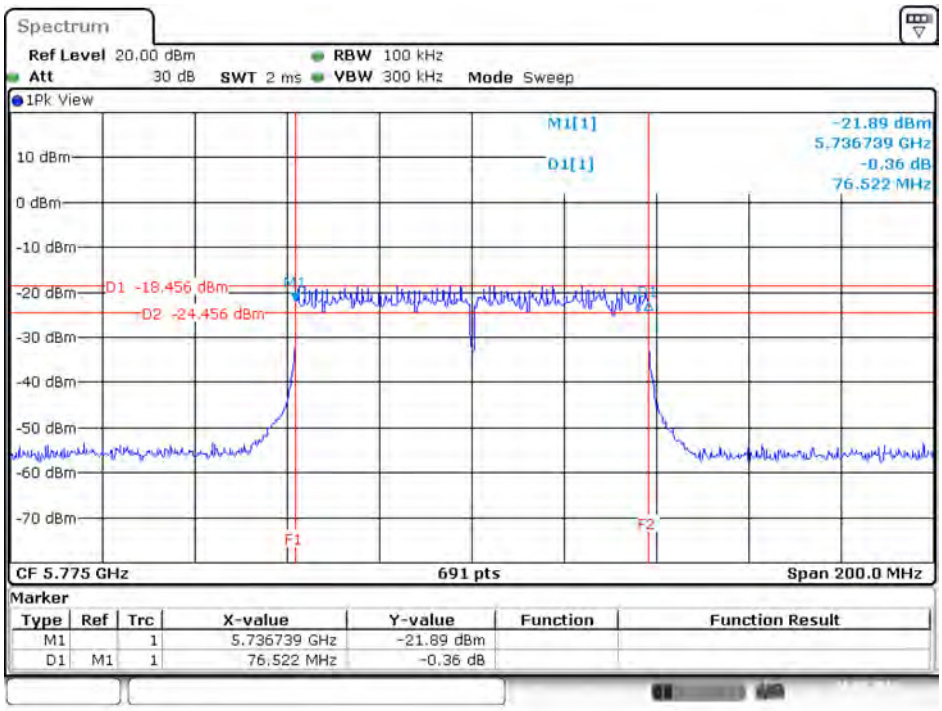

Date: 26.MAY.2016 14:16:10

For 802.11ac MCS0/Nss2 VHT80+80 Mode

Type 1

6 dB Bandwidth Plot on Chain 3 / 5775 MHz

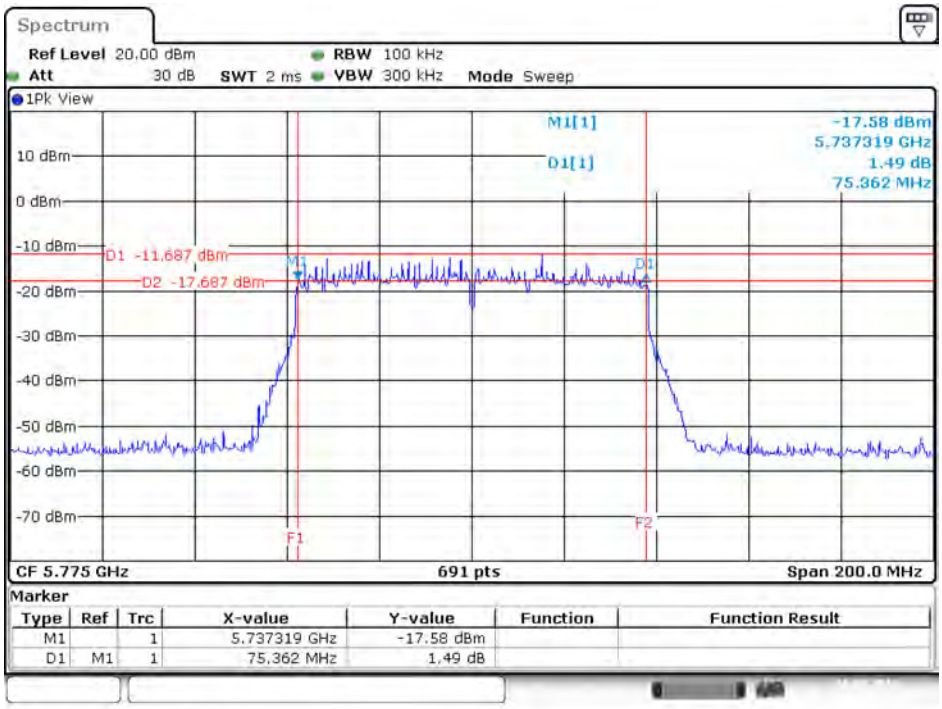

Date: 26.MAY.2016 20:54:05

6 dB Bandwidth Plot on Chain 4 / 5775 MHz

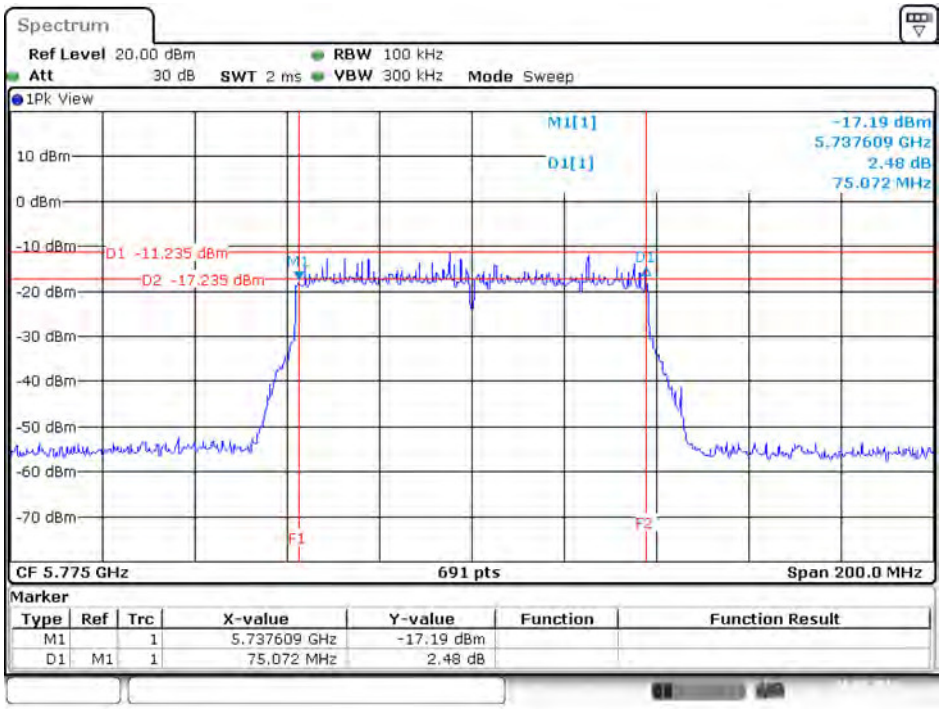

Date: 26.MAY.2016 20:54:23

<For Radio 3 Mode>

For Mode 5:

6 dB Bandwidth Plot on Configuration IEEE 802.11a / Chain 5 / 5745 MHz

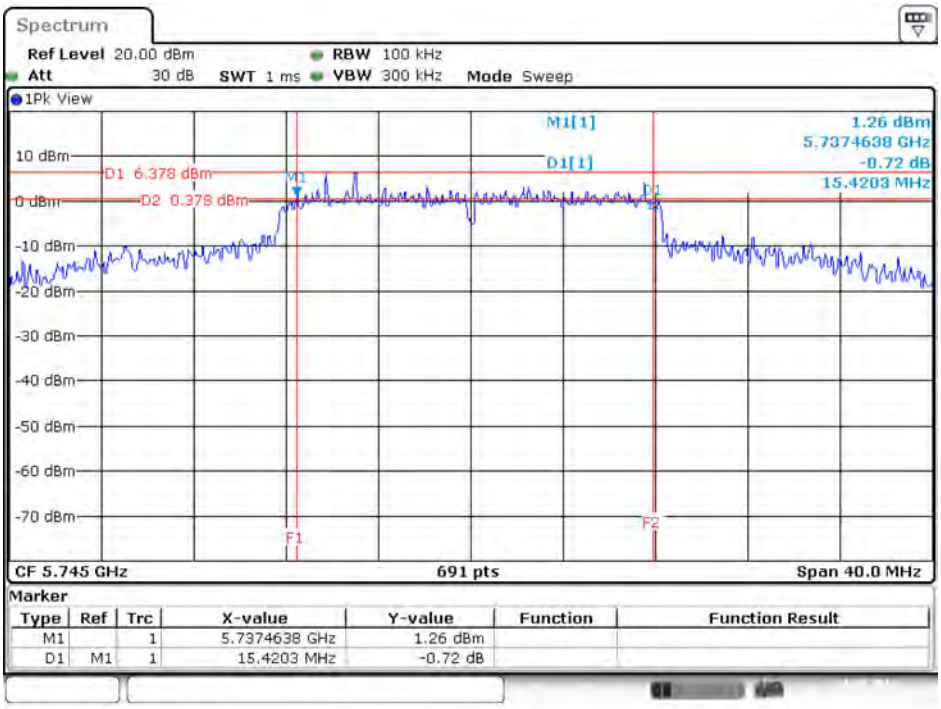

Date: 24.MAY.2016 11:24:41

6 dB Bandwidth Plot on Configuration IEEE 802.11ac MCS0/Nss1 VHT20 / Chain 5 / 5785 MHz

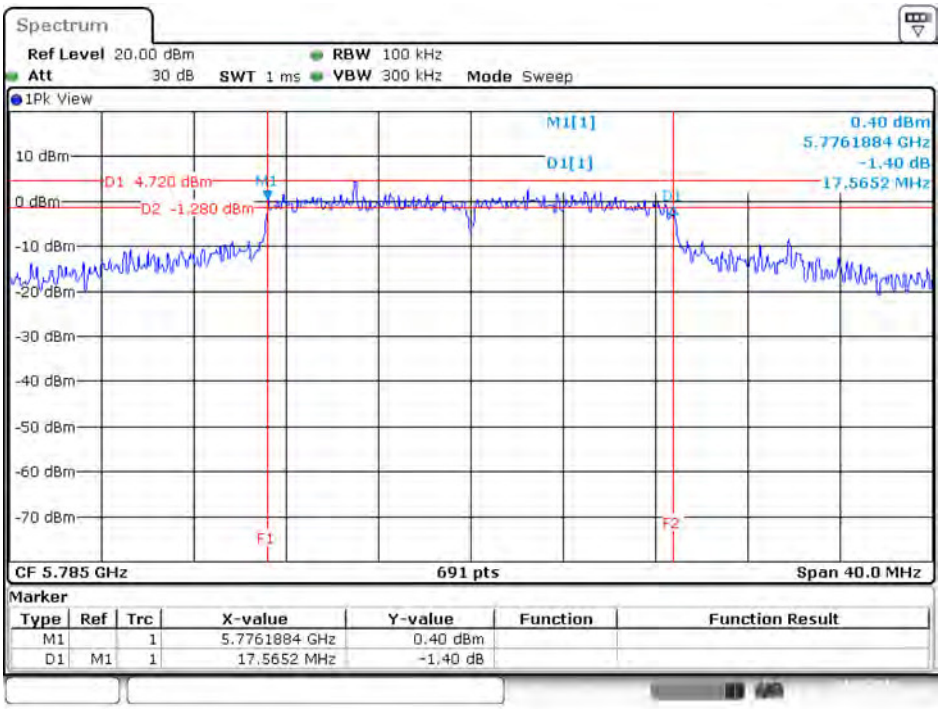

Date: 24.MAY.2016 11:27:39

6 dB Bandwidth Plot on Configuration IEEE 802.11ac MCS0/Nss1 VHT40 / Chain 5 / 5755 MHz

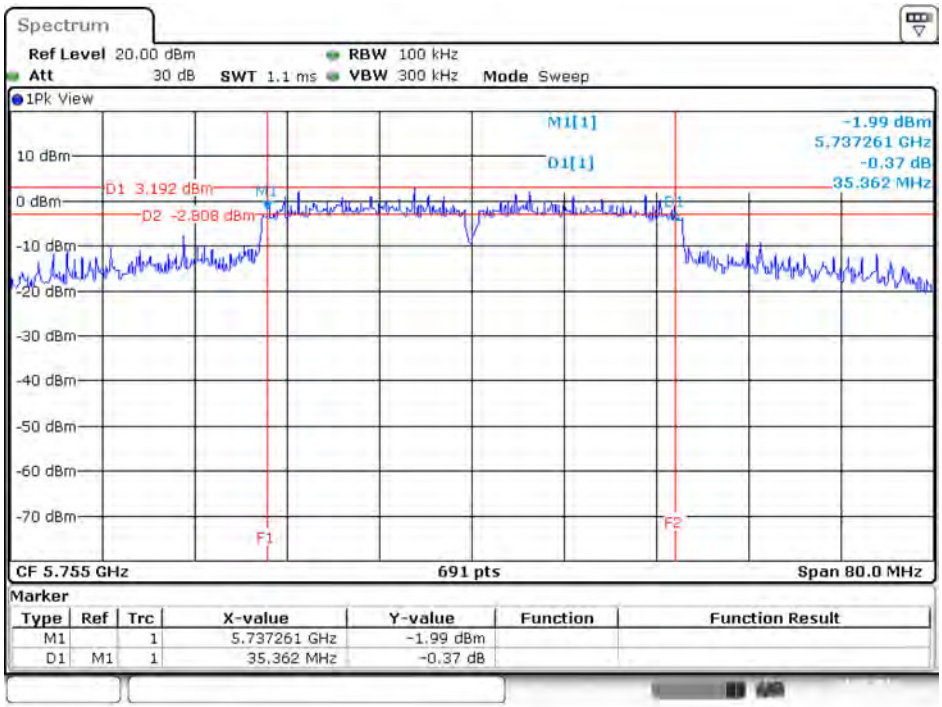

Date: 24.MAY.2016 11:29.08

6 dB Bandwidth Plot on Configuration IEEE 802.11ac MCS0/Nss1 VHT80 / Chain 5 / 5775 MHz

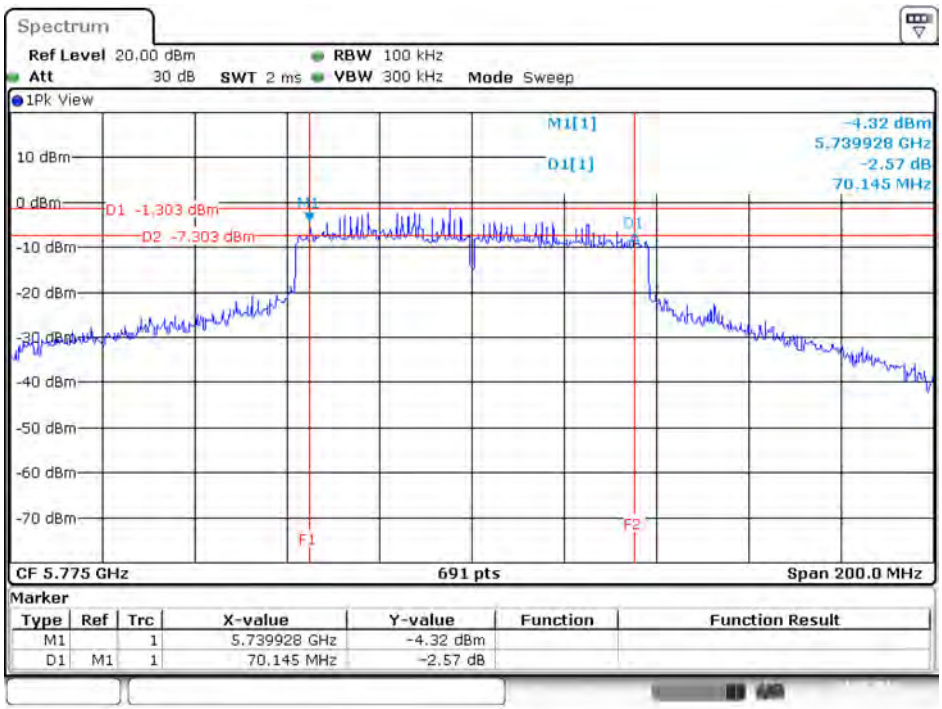

Date: 24.MAY.2016 11:31.14

4.4. Maximum Conducted Output Power Measurement

4.4.1. Limit

Frequency Band			Limit
☒	5.15~5.25 GHz		
	Operating Mode		
	☒	Outdoor access point	The maximum conducted output power over the frequency band of operation shall not exceed 1 W (30dBm) provided the maximum antenna gain does not exceed 6 dBi. If transmitting antennas of directional gain greater than 6 dBi are used, both the maximum conducted output power and the maximum power spectral density shall be reduced by the amount in dB that the directional gain of the antenna exceeds 6 dBi. The maximum e.i.r.p. at any elevation angle above 30 degrees as measured from the horizon must not exceed 125 mW (21 dBm).
	☐	Indoor access point	The maximum conducted output power over the frequency band of operation shall not exceed 1 W (30dBm) provided the maximum antenna gain does not exceed 6 dBi. If transmitting antennas of directional gain greater than 6 dBi are used, both the maximum conducted output power and the maximum power spectral density shall be reduced by the amount in dB that the directional gain of the antenna exceeds 6 dBi.
	☐	Fixed point-to-point access points	The maximum conducted output power over the frequency band of operation shall not exceed 1 W (30dBm). Fixed point-to-point U-NII devices may employ antennas with directional gain up to 23 dBi without any corresponding reduction in the maximum conducted output power or maximum power spectral density. For fixed point-to-point transmitters that employ a directional antenna gain greater than 23 dBi, a 1 dB reduction in maximum conducted output power and maximum power spectral density is required for each 1 dB of antenna gain in excess of 23 dBi.
	☐	Client devices	The maximum conducted output power over the frequency band of operation shall not exceed 250 mW (24dBm) provided the maximum antenna gain does not exceed 6 dBi. If transmitting antennas of directional gain greater than 6 dBi are used, both the maximum conducted output power and the maximum power spectral density shall be reduced by the amount in dB that the directional gain of the antenna exceeds 6 dBi.

☒	5.725~5.85 GHz	The maximum conducted output power over the frequency band of operation shall not exceed 1 W (30dBm). If transmitting antennas of directional gain greater than 6 dBi are used, both the maximum conducted output power and the maximum power spectral density shall be reduced by the amount in dB that the directional gain of the antenna exceeds 6 dBi. However, fixed point-to-point U-NII devices operating in this band may employ transmitting antennas with directional gain greater than 6 dBi without any corresponding reduction in transmitter conducted power.

4.4.2. Measuring Instruments and Setting

Please refer to section 5 of equipments list in this report. The following table is the setting of the power meter.

Power Meter Parameter	Setting
Detector	AVERAGE

4.4.3. Test Procedures

1. The transmitter output (antenna port) was connected to the power meter.
2. Test was performed in accordance with KDB789033 D02 v01r02 for Compliance Testing of Unlicensed National Information Infrastructure (U-NII) Devices - section (E) Maximum conducted output power =>3. Measurement using a Power Meter (PM) =>b) Method PM-G (Measurement using a gated RF average power meter).
3. Multiple antenna systems was performed in accordance with KDB662911 D01 v02r01 Emissions Testing of Transmitters with Multiple Outputs in the Same Band.
4. When measuring maximum conducted output power with multiple antenna systems, add every result of the values by mathematic formula.

4.4.4. Test Setup Layout

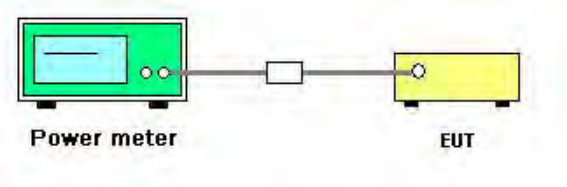

4.4.5. Test Deviation

There is no deviation with the original standard.

4.4.6. EUT Operation during Test

The EUT was programmed to be in continuously transmitting mode.

4.4.7. Test Result of Maximum Conducted Output Power

Temperature	25°C	Humidity	62%
Test Engineer	Peter Wu	Test Date	May 05, 2016 ~ Jun. 02, 2016

<For Radio 2 Non-beamforming Mode>

For Mode 1:

Mode	Frequency	Conducted Power (dBm)					Max. Limit (dBm)	Result
		Chain 1	Chain 2	Chain 3	Chain 4	Total		
802.11a	5180 MHz	9.79	10.24	10.18	9.96	16.07	30.00	Complies
	5200 MHz	9.84	10.28	9.94	9.98	16.03	30.00	Complies
	5240 MHz	9.62	10.14	10.09	9.72	15.92	30.00	Complies
	5745 MHz	23.22	23.49	23.05	23.07	29.23	30.00	Complies
	5785 MHz	23.68	23.73	23.47	23.68	29.66	30.00	Complies
	5825 MHz	22.71	22.72	22.68	22.75	28.74	30.00	Complies
802.11ac MCS0/Nss1 VHT20	5180 MHz	9.76	10.03	9.98	9.76	15.90	30.00	Complies
	5200 MHz	9.53	9.93	9.79	9.72	15.77	30.00	Complies
	5240 MHz	9.57	10.07	9.87	9.68	15.82	30.00	Complies
	5745 MHz	22.87	23.23	22.84	22.72	28.94	30.00	Complies
	5785 MHz	22.95	23.24	22.79	22.74	28.96	30.00	Complies
	5825 MHz	22.53	22.58	22.66	22.69	28.64	30.00	Complies
802.11ac MCS0/Nss1 VHT40	5190 MHz	9.59	9.92	9.86	9.59	15.76	30.00	Complies
	5230 MHz	10.12	10.81	9.41	9.52	16.02	30.00	Complies
	5755 MHz	20.54	20.76	20.44	20.38	26.55	30.00	Complies
	5795 MHz	21.14	21.17	21.26	21.17	27.21	30.00	Complies
802.11ac MCS0/Nss1 VHT80	5210 MHz	9.72	10.15	10.02	9.37	15.85	30.00	Complies
	5775 MHz	18.57	18.06	17.46	17.72	23.99	30.00	Complies

Mode	Frequency	Conducted Power (dBm)					Max. Limit (dBm)	Result
		Chain 1	Chain 2	Chain 3	Chain 4	Total		
802.11ac MCS0/Nss4 VHT20	5180 MHz	9.72	10.26	9.73	9.57	15.85	30.00	Complies
	5200 MHz	10.07	9.64	9.80	9.66	15.82	30.00	Complies
	5240 MHz	10.09	10.33	10.14	10.08	16.18	30.00	Complies
	5745 MHz	23.07	22.89	22.77	22.61	28.86	30.00	Complies
	5785 MHz	23.02	22.78	22.58	22.55	28.76	30.00	Complies
	5825 MHz	22.98	22.67	22.84	22.71	28.82	30.00	Complies
802.11ac MCS0/Nss4 VHT40	5190 MHz	9.84	10.02	10.20	9.69	15.96	30.00	Complies
	5230 MHz	9.86	10.05	9.96	9.48	15.86	30.00	Complies
	5755 MHz	19.36	19.42	19.11	19.15	25.28	30.00	Complies
	5795 MHz	20.34	20.28	20.39	20.38	26.37	30.00	Complies
802.11ac MCS0/Nss4 VHT80	5210 MHz	9.89	10.34	10.45	9.92	16.18	30.00	Complies
	5775 MHz	15.87	16.21	15.83	15.36	21.85	30.00	Complies

Mode	Frequency	Conducted Power (dBm)					Max. Limit (dBm)	Result
		Chain 1	Chain 2	Chain 3	Chain 4	Total		
802.11ac MCS0/Nss2 VHT80+80	5210 MHz	12.84	13.16	-	-	16.01	30.00	Complies
	5775 MHz	-	-	12.24	12.64	15.45	30.00	Complies

For Mode 2:

Mode	Frequency	Conducted Power (dBm)					Max. Limit (dBm)	Result
		Chain 1	Chain 2	Chain 3	Chain 4	Total		
802.11a	5180 MHz	17.82	18.45	18.64	18.48	24.38	30.00	Complies
	5200 MHz	17.93	18.42	18.56	18.41	24.36	30.00	Complies
	5240 MHz	18.03	18.69	18.49	18.26	24.40	30.00	Complies
	5745 MHz	22.03	22.02	22.23	22.11	28.12	30.00	Complies
	5785 MHz	22.97	23.06	22.85	22.89	28.96	30.00	Complies
	5825 MHz	21.97	21.89	22.23	22.21	28.10	30.00	Complies
802.11ac MCS0/Nss1 VHT20	5180 MHz	17.65	17.95	18.32	18.21	24.06	30.00	Complies
	5200 MHz	17.66	18.11	18.22	18.24	24.08	30.00	Complies
	5240 MHz	17.73	18.28	18.16	17.93	24.05	30.00	Complies
	5745 MHz	21.86	22.07	21.98	21.86	27.96	30.00	Complies
	5785 MHz	22.95	23.24	22.79	22.74	28.96	30.00	Complies
	5825 MHz	22.61	22.34	21.71	22.01	28.20	30.00	Complies
802.11ac MCS0/Nss1 VHT40	5190 MHz	17.72	18.23	16.62	16.83	23.42	30.00	Complies
	5230 MHz	18.54	19.27	17.88	17.96	24.47	30.00	Complies
	5755 MHz	21.95	21.31	20.61	20.97	27.26	30.00	Complies
	5795 MHz	21.14	21.17	21.26	21.17	27.21	30.00	Complies
802.11ac MCS0/Nss1 VHT80	5210 MHz	16.06	16.25	14.88	15.06	21.62	30.00	Complies
	5775 MHz	18.57	18.06	17.46	17.72	23.99	30.00	Complies

Mode	Frequency	Conducted Power (dBm)					Max. Limit (dBm)	Result
		Chain 1	Chain 2	Chain 3	Chain 4	Total		
802.11ac MCS0/Nss4 VHT20	5180 MHz	18.18	18.15	18.34	18.01	24.19	30.00	Complies
	5200 MHz	18.44	18.13	18.28	18.11	24.26	30.00	Complies
	5240 MHz	18.15	18.54	18.11	17.65	24.14	30.00	Complies
	5745 MHz	23.07	22.89	22.77	22.61	28.86	30.00	Complies
	5785 MHz	23.02	22.78	22.58	22.55	28.76	30.00	Complies
	5825 MHz	22.35	22.19	22.17	21.56	28.10	30.00	Complies
802.11ac MCS0/Nss4 VHT40	5190 MHz	16.66	16.97	16.82	16.12	22.67	30.00	Complies
	5230 MHz	18.13	18.42	18.28	17.71	24.16	30.00	Complies
	5755 MHz	19.96	19.98	19.67	18.88	25.67	30.00	Complies
	5795 MHz	20.34	20.28	20.39	20.38	26.37	30.00	Complies
802.11ac MCS0/Nss4 VHT80	5210 MHz	14.07	14.39	14.45	13.53	20.15	30.00	Complies
	5775 MHz	15.87	16.21	15.83	15.36	21.85	30.00	Complies

Mode	Frequency	Conducted Power (dBm)					Max. Limit (dBm)	Result
		Chain 1	Chain 2	Chain 3	Chain 4	Total		
802.11ac MCS0/Nss2 VHT80+80	5210 MHz	17.09	17.27	-	-	20.19	30.00	Complies
	5775 MHz	-	-	17.08	17.02	20.06	30.00	Complies

For Mode 3:

Mode	Frequency	Conducted Power (dBm)					Max. Limit (dBm)	Result
		Chain 1	Chain 2	Chain 3	Chain 4	Total		
802.11a	5180 MHz	13.71	13.73	14.65	14.45	20.18	26.10	Complies
	5200 MHz	13.89	13.79	14.76	14.39	20.25	26.10	Complies
	5240 MHz	13.53	13.86	14.75	14.27	20.15	26.10	Complies
	5745 MHz	19.58	19.43	19.82	19.88	25.70	26.10	Complies
	5785 MHz	19.63	19.53	19.87	19.82	25.74	26.10	Complies
	5825 MHz	19.68	19.55	19.92	20.01	25.81	26.10	Complies
802.11ac MCS0/Nss1 VHT20	5180 MHz	14.02	14.36	14.56	14.34	20.34	26.10	Complies
	5200 MHz	14.09	14.42	14.62	14.28	20.38	26.10	Complies
	5240 MHz	13.96	14.53	14.65	14.32	20.39	26.10	Complies
	5745 MHz	20.08	19.96	20.03	19.95	26.03	26.10	Complies
	5785 MHz	19.96	20.08	20.10	19.85	26.02	26.10	Complies
	5825 MHz	19.86	19.96	20.12	19.92	25.99	26.10	Complies
802.11ac MCS0/Nss1 VHT40	5190 MHz	13.72	13.91	14.29	13.91	19.98	26.10	Complies
	5230 MHz	17.52	17.63	17.59	17.06	23.48	26.10	Complies
	5755 MHz	19.63	19.92	19.75	19.76	25.79	26.10	Complies
	5795 MHz	19.73	19.51	19.83	19.45	25.65	26.10	Complies
802.11ac MCS0/Nss1 VHT80	5210 MHz	12.23	12.61	12.71	12.23	18.47	26.10	Complies
	5775 MHz	17.05	17.09	17.11	17.05	23.10	26.10	Complies

Note: Gain =9.90dBi>6dBi, so limit =30-(9.90-6)=26.10dBm.

Mode	Frequency	Conducted Power (dBm)					Max. Limit (dBm)	Result
		Chain 1	Chain 2	Chain 3	Chain 4	Total		
802.11ac MCS0/Nss4 VHT20	5180 MHz	16.82	16.79	16.73	16.52	22.74	26.10	Complies
	5200 MHz	17.72	17.38	17.38	17.24	23.45	26.10	Complies
	5240 MHz	17.68	17.96	17.64	17.34	23.68	26.10	Complies
	5745 MHz	19.98	20.18	19.82	19.82	25.97	26.10	Complies
	5785 MHz	20.19	20.13	19.85	19.82	26.02	26.10	Complies
	5825 MHz	20.13	20.02	19.96	19.85	26.01	26.10	Complies
802.11ac MCS0/Nss4 VHT40	5190 MHz	11.72	11.49	11.92	11.21	17.61	26.10	Complies
	5230 MHz	17.43	17.47	17.44	17.13	23.39	26.10	Complies
	5755 MHz	20.02	19.95	19.82	19.81	25.92	26.10	Complies
	5795 MHz	20.08	20.06	19.88	19.86	25.99	26.10	Complies
802.11ac MCS0/Nss4 VHT80	5210 MHz	12.28	12.02	12.56	11.67	18.17	26.10	Complies
	5775 MHz	16.69	16.74	16.70	16.66	22.72	26.10	Complies

Mode	Frequency	Conducted Power (dBm)					Max. Limit (dBm)	Result
		Chain 1	Chain 2	Chain 3	Chain 4	Total		
802.11ac MCS0/Nss2 VHT80+80	5210 MHz	16.15	16.26	-	-	19.22	26.10	Complies
	5775 MHz	-	-	15.45	16.10	18.80	26.10	Complies

Note: Gain =9.90dBi>6dBi, so limit =30-(9.90-6)=26.10dBm.

For Mode 4:

Mode	Frequency	Conducted Power (dBm)					Max. Limit (dBm)	Result
		Chain 1	Chain 2	Chain 3	Chain 4	Total		
802.11a	5180 MHz	13.96	14.41	14.19	14.26	20.23	26.00	Complies
	5200 MHz	13.77	14.37	14.08	14.24	20.14	26.00	Complies
	5240 MHz	14.16	14.36	14.27	13.83	20.18	26.00	Complies
	5745 MHz	19.82	20.10	19.88	20.05	25.98	26.00	Complies
	5785 MHz	19.98	20.13	19.84	19.85	25.97	26.00	Complies
	5825 MHz	19.91	19.76	19.84	19.94	25.88	26.00	Complies
802.11ac MCS0/Nss1 VHT20	5180 MHz	13.69	14.04	13.88	14.06	19.94	26.00	Complies
	5200 MHz	13.72	14.12	13.78	13.92	19.91	26.00	Complies
	5240 MHz	13.81	14.05	13.82	14.03	19.95	26.00	Complies
	5745 MHz	19.67	19.93	19.69	19.89	25.82	26.00	Complies
	5785 MHz	19.65	19.76	19.73	19.92	25.79	26.00	Complies
	5825 MHz	19.74	19.53	19.75	19.77	25.72	26.00	Complies
802.11ac MCS0/Nss1 VHT40	5190 MHz	13.32	13.63	13.72	13.62	19.60	26.00	Complies
	5230 MHz	16.92	17.29	17.15	16.82	23.07	26.00	Complies
	5755 MHz	19.63	19.92	19.75	19.76	25.79	26.00	Complies
	5795 MHz	19.71	19.82	19.91	19.88	25.85	26.00	Complies
802.11ac MCS0/Nss1 VHT80	5210 MHz	12.23	12.61	12.71	12.23	18.47	26.00	Complies
	5775 MHz	15.03	15.44	15.12	15.38	21.27	26.00	Complies

Note: Gain =10.00dBi>6dBi, so limit =30-(10.00-6)=26.00dBm.

Mode	Frequency	Conducted Power (dBm)					Max. Limit (dBm)	Result
		Chain 1	Chain 2	Chain 3	Chain 4	Total		
802.11ac MCS0/Nss4 VHT20	5180 MHz	16.21	16.24	15.92	15.97	22.11	26.00	Complies
	5200 MHz	17.38	17.68	17.24	17.50	23.47	26.00	Complies
	5240 MHz	19.33	19.54	19.27	19.11	25.34	26.00	Complies
	5745 MHz	19.62	19.86	19.55	19.52	25.66	26.00	Complies
	5785 MHz	19.74	19.91	19.78	19.48	25.75	26.00	Complies
	5825 MHz	19.77	19.72	19.76	19.48	25.70	26.00	Complies
802.11ac MCS0/Nss4 VHT40	5190 MHz	13.94	14.36	14.12	14.05	20.14	26.00	Complies
	5230 MHz	17.88	18.12	17.88	17.85	23.95	26.00	Complies
	5755 MHz	18.87	19.03	18.69	18.76	24.86	26.00	Complies
	5795 MHz	18.76	19.14	18.81	18.89	24.92	26.00	Complies
802.11ac MCS0/Nss4 VHT80	5210 MHz	11.68	12.14	11.93	12.02	17.97	26.00	Complies
	5775 MHz	14.23	14.64	14.38	14.33	20.42	26.00	Complies

Mode	Frequency	Conducted Power (dBm)					Max. Limit (dBm)	Result
		Chain 1	Chain 2	Chain 3	Chain 4	Total		
802.11ac MCS0/Nss2 VHT80+80	5210 MHz	17.09	17.27	-	-	20.19	26.00	Complies
	5775 MHz	-	-	17.08	17.02	20.06	26.00	Complies

Note: Gain =10.00dBi>6dBi, so limit =30-(10.00-6)=26.00dBm.

<For Radio 2 Beamforming Mode>

For Mode 1:

Mode	Frequency	Conducted Power (dBm)					Max. Limit (dBm)	Result
		Chain 1	Chain 2	Chain 3	Chain 4	Total		
802.11ac MCS0/Nss1 VHT20	5180 MHz	3.85	3.84	4.34	4.16	10.07	24.48	Complies
	5200 MHz	3.26	4.11	3.78	4.82	10.05	24.48	Complies
	5240 MHz	3.64	3.86	3.59	3.75	9.73	24.48	Complies
	5745 MHz	16.61	17.12	16.48	16.81	22.78	24.48	Complies
	5785 MHz	16.07	16.09	15.82	16.07	22.03	24.48	Complies
	5825 MHz	15.63	16.03	15.41	15.78	21.74	24.48	Complies
802.11ac MCS0/Nss1 VHT40	5190 MHz	3.64	3.85	3.73	3.94	9.81	24.48	Complies
	5230 MHz	3.17	3.87	4.07	4.19	9.86	24.48	Complies
	5755 MHz	16.90	17.42	16.71	16.62	22.94	24.48	Complies
	5795 MHz	16.57	16.78	16.67	16.69	22.70	24.48	Complies
802.11ac MCS0/Nss1 VHT80	5210 MHz	3.57	4.13	3.63	4.04	9.87	24.48	Complies
	5775 MHz	16.90	17.27	16.64	16.92	22.96	24.48	Complies

Note:

$$DirectionalGain = 10 \cdot \log\left[\frac{\sum_{j=1}^{N_{SS}}\left\{\sum_{k=1}^{N_{ANT}} g_{j,k}\right\}^2}{N_{ANT}}\right]$$ =11.52dBi, so limit=30-(11.52-6)=24.48dBm.

Mode	Frequency	Conducted Power (dBm)					Max. Limit (dBm)	Result
		Chain 1	Chain 2	Chain 3	Chain 4	Total		
802.11ac MCS0/Nss2 VHT20	5180 MHz	6.88	6.92	6.95	6.85	12.92	27.49	Complies
	5200 MHz	6.83	6.95	6.72	6.76	12.84	27.49	Complies
	5240 MHz	6.31	6.96	6.54	6.72	12.66	27.49	Complies
	5745 MHz	20.93	21.22	20.58	20.75	26.90	27.49	Complies
	5785 MHz	21.08	21.10	20.50	21.13	26.98	27.49	Complies
	5825 MHz	20.78	21.39	20.45	20.91	26.92	27.49	Complies
802.11ac MCS0/Nss2 VHT40	5190 MHz	6.93	7.03	6.81	6.96	12.95	27.49	Complies
	5230 MHz	6.68	6.75	6.45	6.74	12.68	27.49	Complies
	5755 MHz	19.91	20.25	19.74	19.86	25.96	27.49	Complies
	5795 MHz	20.04	20.12	19.60	20.01	25.97	27.49	Complies
802.11ac MCS0/Nss2 VHT80	5210 MHz	6.91	6.89	7.35	7.17	13.10	27.49	Complies
	5775 MHz	15.86	16.23	15.92	16.02	22.03	27.49	Complies

Note:

$$DirectionalGain = 10 \cdot \log\left[\frac{\sum_{j=1}^{N_{SS}}\left\{\sum_{k=1}^{N_{ANT}} g_{j,k}\right\}^2}{N_{ANT}}\right]$$ =8.51dBi, so limit=30-(8.51-6)=27.49dBm.

Mode	Frequency	Conducted Power (dBm)					Max. Limit (dBm)	Result
		Chain 1	Chain 2	Chain 3	Chain 4	Total		
802.11ac MCS0/Nss3 VHT20	5180 MHz	8.61	8.73	9.01	8.97	14.85	28.77	Complies
	5200 MHz	8.12	8.59	8.54	8.72	14.52	28.77	Complies
	5240 MHz	8.15	8.59	8.62	8.43	14.47	28.77	Complies
	5745 MHz	20.54	21.36	20.38	20.77	26.80	28.77	Complies
	5785 MHz	21.47	21.58	21.07	21.20	27.36	28.77	Complies
	5825 MHz	20.78	21.44	20.34	21.06	26.94	28.77	Complies
802.11ac MCS0/Nss3 VHT40	5190 MHz	8.95	8.92	8.93	8.83	14.93	28.77	Complies
	5230 MHz	8.59	8.28	8.71	8.14	14.46	28.77	Complies
	5755 MHz	19.55	20.34	19.29	19.74	25.77	28.77	Complies
	5795 MHz	8.95	8.92	8.93	8.83	14.93	28.77	Complies
802.11ac MCS0/Nss3 VHT80	5210 MHz	8.44	8.56	8.72	8.53	14.58	28.77	Complies
	5775 MHz	18.28	18.62	18.04	18.27	24.33	28.77	Complies

Note:

$$DirectionalGain = 10 \cdot \log \left[\frac{\sum_{j=1}^{N_{SS}} \left\{ \sum_{k=1}^{N_{ANT}} g_{j,k} \right\}^2}{N_{ANT}} \right]$$ =7.23dBi, so limit=30-(7.23-6)=28.77dBm.

Mode	Frequency	Conducted Power (dBm)					Max. Limit (dBm)	Result
		Chain 1	Chain 2	Chain 3	Chain 4	Total		
802.11ac MCS0/Nss2 VHT80+80	5210 MHz	9.36	9.55	-	-	12.47	27.49	Complies
	5775 MHz	-	-	8.61	8.93	11.78	27.49	Complies

Note:

$$DirectionalGain = 10 \cdot \log \left[\frac{\sum_{j=1}^{N_{SS}} \left\{ \sum_{k=1}^{N_{ANT}} g_{j,k} \right\}^2}{N_{ANT}} \right]$$ =8.51dBi, so limit=30-(8.51-6)=27.49dBm.

For Mode 2:

Mode	Frequency	Conducted Power (dBm)					Max. Limit (dBm)	Result
		Chain 1	Chain 2	Chain 3	Chain 4	Total		
802.11ac MCS0/Nss1 VHT20	5180 MHz	11.43	12.43	11.87	12.18	18.01	24.98	Complies
	5200 MHz	12.16	12.81	12.54	12.28	18.48	24.98	Complies
	5240 MHz	11.79	12.34	12.58	12.23	18.26	24.98	Complies
	5745 MHz	18.73	18.96	18.48	19.24	24.88	24.98	Complies
	5785 MHz	18.92	19.12	18.65	18.96	24.94	24.98	Complies
	5825 MHz	18.88	19.02	18.52	19.02	24.89	24.98	Complies
802.11ac MCS0/Nss1 VHT40	5190 MHz	11.36	12.12	11.71	11.69	17.75	24.98	Complies
	5230 MHz	12.01	12.57	12.69	12.54	18.48	24.98	Complies
	5755 MHz	18.91	19.37	18.78	18.49	24.92	24.98	Complies
	5795 MHz	18.88	19.42	18.82	18.56	24.95	24.98	Complies
802.11ac MCS0/Nss1 VHT80	5210 MHz	10.80	11.06	11.26	10.39	16.91	24.98	Complies
	5775 MHz	17.91	18.27	17.64	17.94	23.97	24.98	Complies

Note:

$$DirectionalGain = 10 \cdot \log\left[\frac{\sum_{j=1}^{N_{SS}}\left\{\sum_{k=1}^{N_{ANT}} g_{j,k}\right\}^2}{N_{ANT}}\right]$$ =11.02dBi, so limit=30-(11.02-6)=24.98dBm.

Mode	Frequency	Conducted Power (dBm)					Max. Limit (dBm)	Result
		Chain 1	Chain 2	Chain 3	Chain 4	Total		
802.11ac MCS0/Nss2 VHT20	5180 MHz	15.24	15.81	15.51	15.30	21.49	27.99	Complies
	5200 MHz	15.47	15.84	15.19	15.32	21.48	27.99	Complies
	5240 MHz	15.15	15.71	15.56	15.17	21.42	27.99	Complies
	5745 MHz	21.98	22.31	21.79	21.55	27.94	27.99	Complies
	5785 MHz	21.89	22.24	21.82	21.57	27.91	27.99	Complies
	5825 MHz	21.56	21.89	21.73	21.45	27.68	27.99	Complies
802.11ac MCS0/Nss2 VHT40	5190 MHz	14.95	15.66	15.25	14.96	21.24	27.99	Complies
	5230 MHz	15.01	15.53	15.54	15.27	21.36	27.99	Complies
	5755 MHz	19.13	19.35	18.69	18.71	25.00	27.99	Complies
	5795 MHz	20.04	20.12	19.60	20.01	25.97	27.99	Complies
802.11ac MCS0/Nss2 VHT80	5210 MHz	14.34	14.98	15.20	14.34	20.75	27.99	Complies
	5775 MHz	17.27	17.66	16.71	16.91	23.17	27.99	Complies

Note:

$$DirectionalGain = 10 \cdot \log\left[\frac{\sum_{j=1}^{N_{SS}}\left\{\sum_{k=1}^{N_{ANT}} g_{j,k}\right\}^2}{N_{ANT}}\right]$$ =8.01dBi, so limit=30-(8.01-6)=27.99dBm.

Mode	Frequency	Conducted Power (dBm)					Max. Limit (dBm)	Result
		Chain 1	Chain 2	Chain 3	Chain 4	Total		
802.11ac MCS0/Nss3 VHT20	5180 MHz	15.52	16.24	15.79	15.85	21.88	29.27	Complies
	5200 MHz	17.22	17.33	16.85	16.62	23.03	29.27	Complies
	5240 MHz	16.86	17.26	16.77	16.84	22.96	29.27	Complies
	5745 MHz	21.34	21.76	20.92	21.31	27.36	29.27	Complies
	5785 MHz	21.47	21.58	21.07	21.20	27.36	29.27	Complies
	5825 MHz	20.14	20.83	20.03	20.21	26.33	29.27	Complies
802.11ac MCS0/Nss3 VHT40	5190 MHz	16.25	17.03	16.27	16.38	22.52	29.27	Complies
	5230 MHz	16.79	16.97	17.24	17.30	23.10	29.27	Complies
	5755 MHz	18.63	19.32	18.44	18.56	24.77	29.27	Complies
	5795 MHz	18.53	18.95	18.51	18.43	24.63	29.27	Complies
802.11ac MCS0/Nss3 VHT80	5210 MHz	15.72	16.24	16.23	16.02	22.08	29.27	Complies
	5775 MHz	15.27	15.76	15.01	15.54	21.42	29.27	Complies

Note:

$$DirectionalGain = 10 \cdot \log\left[\frac{\sum_{j=1}^{N_{SS}}\left\{\sum_{k=1}^{N_{ANT}} g_{j,k}\right\}^2}{N_{ANT}}\right]$$ =6.73dBi, so limit=30-(6.73-6)=29.27dBm.

Mode	Frequency	Conducted Power (dBm)					Max. Limit (dBm)	Result
		Chain 1	Chain 2	Chain 3	Chain 4	Total		
802.11ac MCS0/Nss2 VHT80+80	5210 MHz	17.89	18.11	-	-	21.01	27.99	Complies
	5775 MHz	-	-	16.11	16.63	19.39	27.99	Complies

Note:

$$DirectionalGain = 10 \cdot \log\left[\frac{\sum_{j=1}^{N_{SS}}\left\{\sum_{k=1}^{N_{ANT}} g_{j,k}\right\}^2}{N_{ANT}}\right]$$ =8.01dBi, so limit=30-(8.01-6)=27.99dBm.

For Mode 3:

Mode	Frequency	Conducted Power (dBm)					Max. Limit (dBm)	Result
		Chain 1	Chain 2	Chain 3	Chain 4	Total		
802.11ac MCS0/Nss1 VHT20	5180 MHz	10.94	11.57	11.36	11.37	17.34	20.18	Complies
	5200 MHz	11.12	11.67	11.33	11.32	17.39	20.18	Complies
	5240 MHz	10.73	11.64	11.52	11.39	17.35	20.18	Complies
	5745 MHz	13.96	14.12	13.87	14.11	20.04	20.18	Complies
	5785 MHz	14.13	13.94	14.15	14.05	20.09	20.18	Complies
	5825 MHz	14.17	13.89	14.34	14.02	20.13	20.18	Complies
802.11ac MCS0/Nss1 VHT40	5190 MHz	10.88	10.79	10.89	10.76	16.85	20.18	Complies
	5230 MHz	11.26	11.85	11.52	11.59	17.58	20.18	Complies
	5755 MHz	13.58	14.02	13.51	13.65	19.72	20.18	Complies
	5795 MHz	13.62	14.12	13.62	13.58	19.76	20.18	Complies
802.11ac MCS0/Nss1 VHT80	5210 MHz	10.80	11.06	11.26	10.39	16.91	20.18	Complies
	5775 MHz	13.86	14.03	13.92	14.21	20.03	20.18	Complies

Note:

$$DirectionalGain = 10 \cdot \log\left[\frac{\sum_{j=1}^{N_{SS}}\left\{\sum_{k=1}^{N_{ANT}} g_{j,k}\right\}^2}{N_{ANT}}\right]$$ =15.82dBi, so limit=30-(15.82-6)=20.18dBm.

Mode	Frequency	Conducted Power (dBm)					Max. Limit (dBm)	Result
		Chain 1	Chain 2	Chain 3	Chain 4	Total		
802.11ac MCS0/Nss2 VHT20	5180 MHz	14.35	14.59	14.62	14.32	20.49	23.19	Complies
	5200 MHz	14.57	14.61	14.53	14.52	20.58	23.19	Complies
	5240 MHz	13.87	14.45	14.63	14.08	20.29	23.19	Complies
	5745 MHz	16.68	17.21	16.73	16.68	22.85	23.19	Complies
	5785 MHz	16.73	17.32	16.64	16.78	22.90	23.19	Complies
	5825 MHz	16.75	17.28	16.77	16.85	22.94	23.19	Complies
802.11ac MCS0/Nss2 VHT40	5190 MHz	13.62	14.37	14.29	13.94	20.09	23.19	Complies
	5230 MHz	14.18	14.53	14.61	14.12	20.39	23.19	Complies
	5755 MHz	16.96	17.32	16.85	16.55	22.95	23.19	Complies
	5795 MHz	16.88	17.24	16.78	16.64	22.91	23.19	Complies
802.11ac MCS0/Nss2 VHT80	5210 MHz	11.24	12.07	11.80	11.35	17.65	23.19	Complies
	5775 MHz	16.76	17.44	16.69	16.68	22.93	23.19	Complies

Note:

$$DirectionalGain = 10 \cdot \log\left[\frac{\sum_{j=1}^{N_{SS}}\left\{\sum_{k=1}^{N_{ANT}} g_{j,k}\right\}^2}{N_{ANT}}\right]$$ =12.81dBi, so limit=30-(12.81-6)=23.19dBm.

Mode	Frequency	Conducted Power (dBm)					Max. Limit (dBm)	Result
		Chain 1	Chain 2	Chain 3	Chain 4	Total		
802.11ac MCS0/Nss3 VHT20	5180 MHz	14.78	15.31	14.69	14.77	20.92	24.47	Complies
	5200 MHz	16.08	16.36	15.78	15.72	22.01	24.47	Complies
	5240 MHz	15.81	16.43	15.96	16.03	22.08	24.47	Complies
	5745 MHz	17.96	18.81	17.85	18.45	24.31	24.47	Complies
	5785 MHz	18.32	18.54	17.82	18.42	24.30	24.47	Complies
	5825 MHz	18.24	18.57	17.87	18.07	24.22	24.47	Complies
802.11ac MCS0/Nss3 VHT40	5190 MHz	12.12	12.76	12.49	12.44	18.48	24.47	Complies
	5230 MHz	16.19	16.22	16.28	16.24	22.25	24.47	Complies
	5755 MHz	17.97	18.67	17.48	17.78	24.02	24.47	Complies
	5795 MHz	17.92	18.52	17.45	17.85	23.97	24.47	Complies
802.11ac MCS0/Nss3 VHT80	5210 MHz	11.81	12.59	12.17	11.85	18.14	24.47	Complies
	5775 MHz	13.45	13.93	13.32	13.50	19.58	24.47	Complies

Note:

$$DirectionalGain = 10 \cdot \log\left[\frac{\sum_{j=1}^{N_{SS}}\left\{\sum_{k=1}^{N_{ANT}} g_{j,k}\right\}^2}{N_{ANT}}\right]$$ =11.53dBi, so limit=30-(11.53-6)=24.47dBm.

Mode	Frequency	Conducted Power (dBm)					Max. Limit (dBm)	Result
		Chain 1	Chain 2	Chain 3	Chain 4	Total		
802.11ac MCS0/Nss2 VHT80+80	5210 MHz	16.63	17.52	-	-	20.11	23.19	Complies
	5775 MHz	-	-	16.11	16.63	19.39	23.19	Complies

Note:

$$DirectionalGain = 10 \cdot \log\left[\frac{\sum_{j=1}^{N_{SS}}\left\{\sum_{k=1}^{N_{ANT}} g_{j,k}\right\}^2}{N_{ANT}}\right]$$ =12.81dBi, so limit=30-(12.81-6)=23.19dBm.

For Mode 4:

Mode	Frequency	Conducted Power (dBm)					Max. Limit (dBm)	Result
		Chain 1	Chain 2	Chain 3	Chain 4	Total		
802.11ac MCS0/Nss1 VHT20	5180 MHz	10.01	10.93	10.69	10.65	16.60	20.08	Complies
	5200 MHz	10.46	10.17	10.53	10.08	16.33	20.08	Complies
	5240 MHz	10.23	10.42	10.34	10.09	16.29	20.08	Complies
	5745 MHz	10.49	11.11	10.59	10.89	16.80	20.08	Complies
	5785 MHz	9.81	10.26	9.71	10.17	16.01	20.08	Complies
	5825 MHz	10.82	11.14	10.10	10.89	16.77	20.08	Complies
802.11ac MCS0/Nss1 VHT40	5190 MHz	10.88	10.79	10.89	10.76	16.85	20.08	Complies
	5230 MHz	10.56	10.62	10.87	10.68	16.70	20.08	Complies
	5755 MHz	10.66	10.71	9.74	10.39	16.41	20.08	Complies
	5795 MHz	10.75	11.06	10.80	11.12	16.96	20.08	Complies
802.11ac MCS0/Nss1 VHT80	5210 MHz	4.91	5.09	4.37	5.19	10.92	20.08	Complies
	5775 MHz	10.37	10.41	9.91	10.62	16.36	20.08	Complies

Note:

$$DirectionalGain = 10 \cdot \log\left[\frac{\sum_{j=1}^{N_{SS}}\left\{\sum_{k=1}^{N_{ANT}} g_{j,k}\right\}^2}{N_{ANT}}\right]$$ =15.92dBi, so limit=30-(15.92-6)=20.08dBm.

Mode	Frequency	Conducted Power (dBm)					Max. Limit (dBm)	Result
		Chain 1	Chain 2	Chain 3	Chain 4	Total		
802.11ac MCS0/Nss2 VHT20	5180 MHz	13.04	13.64	13.59	13.21	19.40	23.09	Complies
	5200 MHz	13.32	13.65	13.47	13.25	19.45	23.09	Complies
	5240 MHz	12.88	13.52	13.65	13.10	19.32	23.09	Complies
	5745 MHz	13.58	14.41	13.72	13.81	19.91	23.09	Complies
	5785 MHz	13.89	14.05	13.51	13.97	19.88	23.09	Complies
	5825 MHz	13.77	13.92	13.47	13.54	19.70	23.09	Complies
802.11ac MCS0/Nss2 VHT40	5190 MHz	13.05	13.81	13.72	13.16	19.47	23.09	Complies
	5230 MHz	13.29	13.89	13.66	13.55	19.62	23.09	Complies
	5755 MHz	13.75	14.50	13.62	13.93	19.98	23.09	Complies
	5795 MHz	13.91	14.06	13.72	14.14	19.98	23.09	Complies
802.11ac MCS0/Nss2 VHT80	5210 MHz	12.21	12.87	12.85	12.46	18.63	23.09	Complies
	5775 MHz	13.84	14.17	13.68	14.13	19.98	23.09	Complies

Note:

$$DirectionalGain = 10 \cdot \log\left[\frac{\sum_{j=1}^{N_{SS}}\left\{\sum_{k=1}^{N_{ANT}} g_{j,k}\right\}^2}{N_{ANT}}\right]$$ =12.91dBi, so limit=30-(12.91-6)=23.09dBm.

Mode	Frequency	Conducted Power (dBm)					Max. Limit (dBm)	Result
		Chain 1	Chain 2	Chain 3	Chain 4	Total		
802.11ac MCS0/Nss3 VHT20	5180 MHz	15.56	16.21	15.25	15.77	21.73	24.37	Complies
	5200 MHz	15.24	15.66	14.89	14.79	21.18	24.37	Complies
	5240 MHz	14.78	15.42	15.05	14.91	21.07	24.37	Complies
	5745 MHz	15.30	16.41	15.46	15.64	21.74	24.37	Complies
	5785 MHz	15.41	15.66	15.34	15.17	21.42	24.37	Complies
	5825 MHz	15.61	15.75	15.13	15.23	21.46	24.37	Complies
802.11ac MCS0/Nss3 VHT40	5190 MHz	13.39	13.64	13.71	13.41	19.56	24.37	Complies
	5230 MHz	15.04	15.77	15.48	15.23	21.41	24.37	Complies
	5755 MHz	15.28	15.81	15.56	15.82	21.64	24.37	Complies
	5795 MHz	15.57	15.55	15.23	15.47	21.48	24.37	Complies
802.11ac MCS0/Nss3 VHT80	5210 MHz	12.79	13.24	13.32	12.79	19.06	24.37	Complies
	5775 MHz	12.44	13.01	12.24	12.46	18.57	24.37	Complies

Note:

$$DirectionalGain = 10 \cdot \log\left[\frac{\sum_{j=1}^{N_{SS}}\left\{\sum_{k=1}^{N_{ANT}} g_{j,k}\right\}^2}{N_{ANT}}\right]$$ =11.63dBi, so limit=30-(11.63-6)=24.37dBm.

Mode	Frequency	Conducted Power (dBm)					Max. Limit (dBm)	Result
		Chain 1	Chain 2	Chain 3	Chain 4	Total		
802.11ac MCS0/Nss2 VHT80+80	5210 MHz	16.63	17.52	-	-	20.11	23.09	Complies
	5775 MHz	-	-	16.11	16.63	19.39	23.09	Complies

Note:

$$DirectionalGain = 10 \cdot \log \left[\frac{\sum_{j=1}^{N_{SS}} \left\{ \sum_{k=1}^{N_{ANT}} g_{j,k} \right\}^2}{N_{ANT}} \right]$$ =12.91dBi, so limit=30-(12.91-6)=23.09dBm.

<For Radio 3 Mode>

For Mode 5:

Mode	Frequency	Conducted Power (dBm)	Max. Limit (dBm)	Result
802.11a	5180 MHz	18.15	30.00	Complies
	5200 MHz	21.26	30.00	Complies
	5240 MHz	16.60	30.00	Complies
	5745 MHz	20.78	30.00	Complies
	5785 MHz	20.41	30.00	Complies
	5825 MHz	19.67	30.00	Complies
802.11ac MCS0/Nss1 VHT20	5180 MHz	18.71	30.00	Complies
	5200 MHz	21.46	30.00	Complies
	5240 MHz	15.61	30.00	Complies
	5745 MHz	20.19	30.00	Complies
	5785 MHz	20.11	30.00	Complies
	5825 MHz	20.13	30.00	Complies
802.11ac MCS0/Nss1 VHT40	5190 MHz	13.03	30.00	Complies
	5230 MHz	17.46	30.00	Complies
	5755 MHz	20.46	30.00	Complies
	5795 MHz	21.07	30.00	Complies
802.11ac MCS0/Nss1 VHT80	5210 MHz	11.12	30.00	Complies
	5775 MHz	18.39	30.00	Complies

4.5. Power Spectral Density Measurement

4.5.1. Limit

The following table is power spectral density limits and decrease power density limit rule refer to section 4.4.1.

Frequency Band			Limit
☒	5.15~5.25 GHz		
	Operating Mode		
	☒	Outdoor access point	17 dBm/MHz
	☐	Indoor access point	17 dBm/MHz
	☐	Fixed point-to-point access points	17 dBm/MHz
	☐	Client devices	11 dBm/MHz
☒	5.725~5.85 GHz		30 dBm/500kHz

4.5.2. Measuring Instruments and Setting

Please refer to section 5 of equipments list in this report. The following table is the setting of the spectrum analyzer.

Spectrum Parameter	Setting
Attenuation	Auto
Span Frequency	Encompass the entire emissions bandwidth (EBW) of the signal
RBW	1000 kHz
VBW	3000 kHz
Detector	RMS
Trace	AVERAGE
Sweep Time	Auto
Trace Average	100 times
Note: If measurement bandwidth of Maximum PSD is specified in 500 kHz, add 10log(500kHz/RBW) to the measured result, whereas RBW (< 500 kHz) is the reduced resolution bandwidth of the spectrum analyzer set during measurement.	

4.5.3. Test Procedures

1. The transmitter output (antenna port) was connected RF switch to the spectrum analyzer.
2. Test was performed in accordance with KDB789033 D02 v01r02 for Compliance Testing of Unlicensed National Information Infrastructure (U-NII) Devices - section (F) Maximum Power Spectral Density (PSD).
3. Multiple antenna systems was performed in accordance KDB662911 D01 v02r01 in-Band Power Spectral Density (PSD) Measurements and sum the spectra across the outputs.
4. For 5.725~5.85 GHz, the measured result of PSD level must add 10log(500kHz/RBW) and the final result should ≤ 30 dBm.

4.5.4. Test Setup Layout

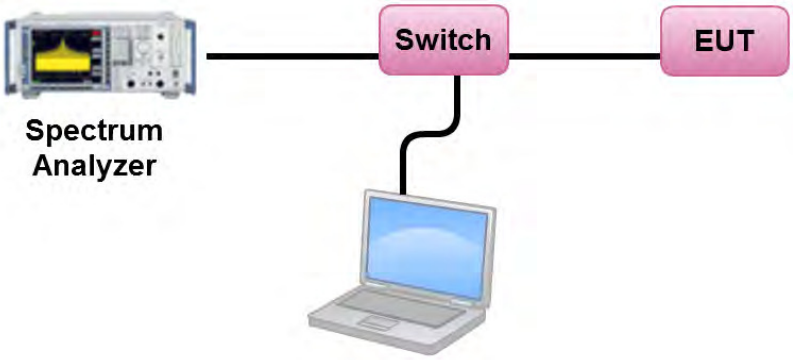

4.5.5. Test Deviation

There is no deviation with the original standard.

4.5.6. EUT Operation during Test

The EUT was programmed to be in continuously transmitting mode.

4.5.7. Test Result of Power Spectral Density

Temperature	25°C	Humidity	62%
Test Engineer	Peter Wu	Test Date	May 05, 2016 ~ Jun. 02, 2016

<For Radio 2 Non-beamforming Mode>

For Mode 1:

Configuration IEEE 802.11a / Chain 1 + Chain 2 + Chain 3 + Chain 4

Channel	Frequency	Power Density (dBm/MHz)	Max. Limit (dBm/MHz)	Result
36	5180 MHz	2.90	11.48	Complies
40	5200 MHz	2.81	11.48	Complies
48	5240 MHz	2.86	11.48	Complies

Note:

$$DirectionalGain = 10 \cdot \log\left[\frac{\sum_{j=1}^{N_{SS}}\left\{\sum_{k=1}^{N_{ANT}} g_{j,k}\right\}^2}{N_{ANT}}\right]$$ =11.52dBi, so limit=17-(11.52-6)=11.48dBm/MHz.

Channel	Frequency	Power Density (dBm/MHz)	10log(500kHz/RBW) Factor (dB)	Power Density (dBm/500kHz)	Power Density Limit (dBm/500kHz)	Result
149	5745 MHz	15.91	-3.01	12.90	24.48	Complies
157	5785 MHz	16.30	-3.01	13.29	24.48	Complies
165	5825 MHz	15.39	-3.01	12.38	24.48	Complies

Note:

$$DirectionalGain = 10 \cdot \log\left[\frac{\sum_{j=1}^{N_{SS}}\left\{\sum_{k=1}^{N_{ANT}} g_{j,k}\right\}^2}{N_{ANT}}\right]$$ =11.52dBi, so limit=30-(11.52-6)=24.48dBm/500kHz.

Configuration IEEE 802.11ac MCS0/Nss1 VHT20 / Chain 1 + Chain 2 + Chain 3 + Chain 4

Channel	Frequency	Power Density (dBm/MHz)	Max. Limit (dBm/MHz)	Result
36	5180 MHz	2.75	11.48	Complies
40	5200 MHz	2.67	11.48	Complies
48	5240 MHz	2.75	11.48	Complies

Note:

$$DirectionalGain = 10 \cdot \log \left[\frac{\sum_{j=1}^{N_{SS}} \left\{ \sum_{k=1}^{N_{ANT}} g_{j,k} \right\}^2}{N_{ANT}} \right]$$ =11.52dBi, so limit=17-(11.52-6)=11.48dBm/MHz.

Channel	Frequency	Power Density (dBm/MHz)	10log(500kHz/RBW) Factor (dB)	Power Density (dBm/500kHz)	Power Density Limit (dBm/500kHz)	Result
149	5745 MHz	15.79	-3.01	12.78	24.48	Complies
157	5785 MHz	15.60	-3.01	12.59	24.48	Complies
165	5825 MHz	15.46	-3.01	12.45	24.48	Complies

Note:

$$DirectionalGain = 10 \cdot \log \left[\frac{\sum_{j=1}^{N_{SS}} \left\{ \sum_{k=1}^{N_{ANT}} g_{j,k} \right\}^2}{N_{ANT}} \right]$$ =11.52dBi, so limit=30-(11.52-6)=24.48dBm/500kHz.

Configuration IEEE 802.11ac MCS0/Nss1 VHT40 / Chain 1 + Chain 2 + Chain 3 + Chain 4

Channel	Frequency	Power Density (dBm/MHz)	Max. Limit (dBm/MHz)	Result
38	5190 MHz	-0.44	11.48	Complies
46	5230 MHz	-0.33	11.48	Complies

Note:

$$DirectionalGain = 10 \cdot \log\left[\frac{\sum_{j=1}^{N_{SS}}\left\{\sum_{k=1}^{N_{ANT}} g_{j,k}\right\}^2}{N_{ANT}}\right]$$ =11.52dBi, so limit=17-(11.52-6)=11.48dBm/MHz.

Channel	Frequency	Power Density (dBm/MHz)	10log(500kHz/RBW) Factor (dB)	Power Density (dBm/500kHz)	Power Density Limit (dBm/500kHz)	Result
151	5755 MHz	10.47	-3.01	7.46	24.48	Complies
159	5795 MHz	10.94	-3.01	7.93	24.48	Complies

Note:

$$DirectionalGain = 10 \cdot \log\left[\frac{\sum_{j=1}^{N_{SS}}\left\{\sum_{k=1}^{N_{ANT}} g_{j,k}\right\}^2}{N_{ANT}}\right]$$ =11.52dBi, so limit=30-(11.52-6)=24.48dBm/500kHz.

Configuration IEEE 802.11ac MCS0/Nss1 VHT80 / Chain 1 + Chain 2 + Chain 3 + Chain 4

Channel	Frequency	Power Density (dBm/MHz)	Max. Limit (dBm/MHz)	Result
42	5210 MHz	-3.46	11.48	Complies

Note:

$$DirectionalGain = 10 \cdot \log\left[\frac{\sum_{j=1}^{N_{SS}}\left\{\sum_{k=1}^{N_{ANT}} g_{j,k}\right\}^2}{N_{ANT}}\right]$$ =11.52dBi, so limit=17-(11.52-6)=11.48dBm/MHz.

Channel	Frequency	Power Density (dBm/MHz)	10log(500kHz/RBW) Factor (dB)	Power Density (dBm/500kHz)	Power Density Limit (dBm/500kHz)	Result
155	5775 MHz	4.80	-3.01	1.79	24.48	Complies

Note:

$$DirectionalGain = 10 \cdot \log\left[\frac{\sum_{j=1}^{N_{SS}}\left\{\sum_{k=1}^{N_{ANT}} g_{j,k}\right\}^2}{N_{ANT}}\right]$$ =11.52dBi, so limit=30-(11.52-6)=24.48dBm/500kHz.

Configuration IEEE 802.11ac MCS0/Nss4 VHT20 / Chain 1 + Chain 2 + Chain 3 + Chain 4

Channel	Frequency	Power Density (dBm/MHz)	Max. Limit (dBm/MHz)	Result
36	5180 MHz	2.48	17.00	Complies
40	5200 MHz	2.48	17.00	Complies
48	5240 MHz	2.93	17.00	Complies

Channel	Frequency	Power Density (dBm/MHz)	10log(500kHz/RBW) Factor (dB)	Power Density (dBm/500kHz)	Power Density Limit (dBm/500kHz)	Result
149	5745 MHz	15.60	-3.01	12.59	30.00	Complies
157	5785 MHz	15.55	-3.01	12.54	30.00	Complies
165	5825 MHz	15.77	-3.01	12.76	30.00	Complies

Configuration IEEE 802.11ac MCS0/Nss4 VHT40 / Chain 1 + Chain 2 + Chain 3 + Chain 4

Channel	Frequency	Power Density (dBm/MHz)	Max. Limit (dBm/MHz)	Result
38	5190 MHz	-0.26	17.00	Complies
46	5230 MHz	-0.34	17.00	Complies

Channel	Frequency	Power Density (dBm/MHz)	10log(500kHz/RBW) Factor (dB)	Power Density (dBm/500kHz)	Power Density Limit (dBm/500kHz)	Result
151	5755 MHz	9.15	-3.01	6.14	30.00	Complies
159	5795 MHz	10.14	-3.01	7.13	30.00	Complies

Configuration IEEE 802.11ac MCS0/Nss4 VHT80 / Chain 1 + Chain 2 + Chain 3 + Chain 4

Channel	Frequency	Power Density (dBm/MHz)	Max. Limit (dBm/MHz)	Result
42	5210 MHz	-3.05	17.00	Complies

Channel	Frequency	Power Density (dBm/MHz)	10log(500kHz/RBW) Factor (dB)	Power Density (dBm/500kHz)	Power Density Limit (dBm/500kHz)	Result
155	5775 MHz	2.73	-3.01	-0.28	30.00	Complies

802.11ac MCS0/Nss2 VHT80+80 / Chain 1 + Chain 2 + Chain 3 + Chain 4

Channel	Frequency	Power Density (dBm/MHz)	Max. Limit (dBm/MHz)	Result
42	5210 MHz	0.89	14.99	Complies

Note:

$$DirectionalGain = 10 \cdot \log\left[\frac{\sum_{j=1}^{N_{SS}}\left\{\sum_{k=1}^{N_{ANT}} g_{j,k}\right\}^2}{N_{ANT}}\right]$$ =8.01dBi, so limit=17-(8.01-6)=14.99dBm/MHz.

Channel	Frequency	Power Density (dBm/MHz)	10log(500kHz/RBW) Factor (dB)	Power Density (dBm/500kHz)	Power Density Limit (dBm/500kHz)	Result
155	5775 MHz	0.51	-3.01	-2.50	27.99	Complies

Note:

$$DirectionalGain = 10 \cdot \log\left[\frac{\sum_{j=1}^{N_{SS}}\left\{\sum_{k=1}^{N_{ANT}} g_{j,k}\right\}^2}{N_{ANT}}\right]$$ =8.01dBi, so limit=30-(8.01-6)=27.99dBm/500kHz.

For Mode 3:

Configuration IEEE 802.11a / Chain 1 + Chain 2 + Chain 3 + Chain 4

Channel	Frequency	Power Density (dBm/MHz)	Max. Limit (dBm/MHz)	Result
36	5180 MHz	7.15	7.18	Complies
40	5200 MHz	7.05	7.18	Complies
48	5240 MHz	7.00	7.18	Complies

Note:

$$DirectionalGain = 10 \cdot \log\left[\frac{\sum_{j=1}^{N_{SS}}\left\{\sum_{k=1}^{N_{ANT}} g_{j,k}\right\}^2}{N_{ANT}}\right]$$ =15.82dBi, so limit=17-(15.82-6)=7.18dBm/MHz.

Channel	Frequency	Power Density (dBm/MHz)	10log(500kHz/RBW) Factor (dB)	Power Density (dBm/500kHz)	Power Density Limit (dBm/500kHz)	Result
149	5745 MHz	12.39	-3.01	9.38	20.18	Complies
157	5785 MHz	12.43	-3.01	9.42	20.18	Complies
165	5825 MHz	12.79	-3.01	9.78	20.18	Complies

Note:

$$DirectionalGain = 10 \cdot \log\left[\frac{\sum_{j=1}^{N_{SS}}\left\{\sum_{k=1}^{N_{ANT}} g_{j,k}\right\}^2}{N_{ANT}}\right]$$ =15.82dBi, so limit=30-(15.82-6)=20.18dBm/500kHz.

Configuration IEEE 802.11ac MCS0/Nss1 VHT20 / Chain 1 + Chain 2 + Chain 3 + Chain 4

Channel	Frequency	Power Density (dBm/MHz)	Max. Limit (dBm/MHz)	Result
36	5180 MHz	7.02	7.18	Complies
40	5200 MHz	7.00	7.18	Complies
48	5240 MHz	7.11	7.18	Complies

Note:

$$DirectionalGain = 10 \cdot \log\left[\frac{\sum_{j=1}^{N_{SS}}\left\{\sum_{k=1}^{N_{ANT}} g_{j,k}\right\}^2}{N_{ANT}}\right]$$ =15.82dBi, so limit=17-(15.82-6)=7.18dBm/MHz.

Channel	Frequency	Power Density (dBm/MHz)	10log(500kHz/RBW) Factor (dB)	Power Density (dBm/500kHz)	Power Density Limit (dBm/500kHz)	Result
149	5745 MHz	12.80	-3.01	9.79	20.18	Complies
157	5785 MHz	12.81	-3.01	9.80	20.18	Complies
165	5825 MHz	12.79	-3.01	9.78	20.18	Complies

Note:

$$DirectionalGain = 10 \cdot \log\left[\frac{\sum_{j=1}^{N_{SS}}\left\{\sum_{k=1}^{N_{ANT}} g_{j,k}\right\}^2}{N_{ANT}}\right]$$ =15.82dBi, so limit=30-(15.82-6)=20.18dBm/500kHz.

Configuration IEEE 802.11ac MCS0/Nss1 VHT40 / Chain 1 + Chain 2 + Chain 3 + Chain 4

Channel	Frequency	Power Density (dBm/MHz)	Max. Limit (dBm/MHz)	Result
38	5190 MHz	3.96	7.18	Complies
46	5230 MHz	0.85	7.18	Complies

Note:

$$DirectionalGain = 10 \cdot \log\left[\frac{\sum_{j=1}^{N_{SS}}\left\{\sum_{k=1}^{N_{ANT}} g_{j,k}\right\}^2}{N_{ANT}}\right]$$ =15.82dBi, so limit=17-(15.82-6)=7.18dBm/MHz.

Channel	Frequency	Power Density (dBm/MHz)	10log(500kHz/RBW) Factor (dB)	Power Density (dBm/500kHz)	Power Density Limit (dBm/500kHz)	Result
151	5755 MHz	9.97	-3.01	6.96	20.18	Complies
159	5795 MHz	9.47	-3.01	6.46	20.18	Complies

Note:

$$DirectionalGain = 10 \cdot \log\left[\frac{\sum_{j=1}^{N_{SS}}\left\{\sum_{k=1}^{N_{ANT}} g_{j,k}\right\}^2}{N_{ANT}}\right]$$ =15.82dBi, so limit=30-(15.82-6)=20.18dBm/500kHz.

Configuration IEEE 802.11ac MCS0/Nss1 VHT80 / Chain 1 + Chain 2 + Chain 3 + Chain 4

Channel	Frequency	Power Density (dBm/MHz)	Max. Limit (dBm/MHz)	Result
42	5210 MHz	-0.63	7.18	Complies

Note:

$$DirectionalGain = 10 \cdot \log\left[\frac{\sum_{j=1}^{N_{SS}}\left\{\sum_{k=1}^{N_{ANT}} g_{j,k}\right\}^2}{N_{ANT}}\right]$$ =15.82dBi, so limit=17-(15.82-6)=7.18dBm/MHz.

Channel	Frequency	Power Density (dBm/MHz)	10log(500kHz/RBW) Factor (dB)	Power Density (dBm/500kHz)	Power Density Limit (dBm/500kHz)	Result
155	5775 MHz	3.83	-3.01	0.82	20.18	Complies

Note:

$$DirectionalGain = 10 \cdot \log\left[\frac{\sum_{j=1}^{N_{SS}}\left\{\sum_{k=1}^{N_{ANT}} g_{j,k}\right\}^2}{N_{ANT}}\right]$$ =15.82dBi, so limit=30-(15.82-6)=20.18dBm/500kHz.

Configuration IEEE 802.11ac MCS0/Nss4 VHT20 / Chain 1 + Chain 2 + Chain 3 + Chain 4

Channel	Frequency	Power Density (dBm/MHz)	Max. Limit (dBm/MHz)	Result
36	5180 MHz	9.70	13.10	Complies
40	5200 MHz	10.42	13.10	Complies
48	5240 MHz	10.40	13.10	Complies

Note: Antenna gain=9.90dBi, so limit=17-(9.80-6)=13.10dBm/MHz.

Channel	Frequency	Power Density (dBm/MHz)	10log(500kHz/RBW) Factor (dB)	Power Density (dBm/500kHz)	Power Density Limit (dBm/500kHz)	Result
149	5745 MHz	12.78	-3.01	9.77	26.10	Complies
157	5785 MHz	12.93	-3.01	9.92	26.10	Complies
165	5825 MHz	12.67	-3.01	9.66	26.10	Complies

Note: Antenna gain=9.90dBi, so limit=30-(9.80-6)=26.10dBm/500kHz.

Configuration IEEE 802.11ac MCS0/Nss4 VHT40 / Chain 1 + Chain 2 + Chain 3 + Chain 4

Channel	Frequency	Power Density (dBm/MHz)	Max. Limit (dBm/MHz)	Result
38	5190 MHz	1.56	13.10	Complies
46	5230 MHz	7.13	13.10	Complies

Note: Antenna gain=9.90dBi, so limit=17-(9.80-6)=13.10dBm/MHz.

Channel	Frequency	Power Density (dBm/MHz)	10log(500kHz/RBW) Factor (dB)	Power Density (dBm/500kHz)	Power Density Limit (dBm/500kHz)	Result
151	5755 MHz	9.71	-3.01	6.70	26.10	Complies
159	5795 MHz	9.80	-3.01	6.79	26.10	Complies

Note: Antenna gain=9.90dBi, so limit=30-(9.80-6)=26.10dBm/500kHz.

Configuration IEEE 802.11ac MCS0/Nss4 VHT80 / Chain 1 + Chain 2 + Chain 3 + Chain 4

Channel	Frequency	Power Density (dBm/MHz)	Max. Limit (dBm/MHz)	Result
42	5210 MHz	-0.88	13.10	Complies

Note: Antenna gain=9.90dBi, so limit=17-(9.80-6)=13.10dBm/MHz.

Channel	Frequency	Power Density (dBm/MHz)	10log(500kHz/RBW) Factor (dB)	Power Density (dBm/500kHz)	Power Density Limit (dBm/500kHz)	Result
155	5775 MHz	3.55	-3.01	0.54	26.10	Complies

Note: Antenna gain=9.90dBi, so limit=30-(9.80-6)=26.10dBm/500kHz.

802.11ac MCS0/Nss2 VHT80+80 / Chain 1 + Chain 2 + Chain 3 + Chain 4

Channel	Frequency	Power Density (dBm/MHz)	Max. Limit (dBm/MHz)	Result
42	5210 MHz	-0.11	10.19	Complies

Note:

$$DirectionalGain = 10 \cdot \log\left[\frac{\sum_{j=1}^{N_{SS}}\left\{\sum_{k=1}^{N_{ANT}} g_{j,k}\right\}^2}{N_{ANT}}\right]$$ =12.81dBi, so limit=17-(12.81-6)=10.19dBm/MHz.

Channel	Frequency	Power Density (dBm/MHz)	10log(500kHz/RBW) Factor (dB)	Power Density (dBm/500kHz)	Power Density Limit (dBm/500kHz)	Result
155	5775 MHz	-0.31	-3.01	-3.32	23.19	Complies

Note:

$$DirectionalGain = 10 \cdot \log\left[\frac{\sum_{j=1}^{N_{SS}}\left\{\sum_{k=1}^{N_{ANT}} g_{j,k}\right\}^2}{N_{ANT}}\right]$$ =12.81dBi, so limit=30-(12.81-6)=23.19dBm/500kHz.

For Mode 4:

Configuration IEEE 802.11a / Chain 1 + Chain 2 + Chain 3 + Chain 4

Channel	Frequency	Power Density (dBm/MHz)	Max. Limit (dBm/MHz)	Result
36	5180 MHz	6.83	7.08	Complies
40	5200 MHz	6.77	7.08	Complies
48	5240 MHz	6.87	7.08	Complies

Note:

$$DirectionalGain = 10 \cdot \log\left[\frac{\sum_{j=1}^{N_{SS}}\left\{\sum_{k=1}^{N_{ANT}} g_{j,k}\right\}^2}{N_{ANT}}\right]$$ =15.92dBi, so limit=17-(15.92-6)=7.08dBm/MHz.

Channel	Frequency	Power Density (dBm/MHz)	10log(500kHz/RBW) Factor (dB)	Power Density (dBm/500kHz)	Power Density Limit (dBm/500kHz)	Result
149	5745 MHz	12.63	-3.01	9.62	20.08	Complies
157	5785 MHz	12.65	-3.01	9.64	20.08	Complies
165	5825 MHz	12.54	-3.01	9.53	20.08	Complies

Note:

$$DirectionalGain = 10 \cdot \log\left[\frac{\sum_{j=1}^{N_{SS}}\left\{\sum_{k=1}^{N_{ANT}} g_{j,k}\right\}^2}{N_{ANT}}\right]$$ =15.92dBi, so limit=30-(15.92-6)=20.08dBm/500kHz.

Configuration IEEE 802.11ac MCS0/Nss1 VHT20 / Chain 1 + Chain 2 + Chain 3 + Chain 4

Channel	Frequency	Power Density (dBm/MHz)	Max. Limit (dBm/MHz)	Result
36	5180 MHz	6.57	7.08	Complies
40	5200 MHz	6.53	7.08	Complies
48	5240 MHz	6.61	7.08	Complies

Note:

$$DirectionalGain = 10 \cdot \log\left[\frac{\sum_{j=1}^{N_{SS}}\left\{\sum_{k=1}^{N_{ANT}} g_{j,k}\right\}^2}{N_{ANT}}\right]$$ =15.92dBi, so limit=17-(15.92-6)=7.08dBm/MHz.

Channel	Frequency	Power Density (dBm/MHz)	10log(500kHz/RBW) Factor (dB)	Power Density (dBm/500kHz)	Power Density Limit (dBm/500kHz)	Result
149	5745 MHz	12.49	-3.01	9.48	20.08	Complies
157	5785 MHz	12.46	-3.01	9.45	20.08	Complies
165	5825 MHz	12.36	-3.01	9.35	20.08	Complies

Note:

$$DirectionalGain = 10 \cdot \log\left[\frac{\sum_{j=1}^{N_{SS}}\left\{\sum_{k=1}^{N_{ANT}} g_{j,k}\right\}^2}{N_{ANT}}\right]$$ =15.92dBi, so limit=30-(15.92-6)=20.08dBm/500kHz.

Configuration IEEE 802.11ac MCS0/Nss1 VHT40 / Chain 1 + Chain 2 + Chain 3 + Chain 4

Channel	Frequency	Power Density (dBm/MHz)	Max. Limit (dBm/MHz)	Result
38	5190 MHz	3.96	7.08	Complies
46	5230 MHz	7.05	7.08	Complies

Note:

$$DirectionalGain = 10 \cdot \log\left[\frac{\sum_{j=1}^{N_{SS}}\left\{\sum_{k=1}^{N_{ANT}} g_{j,k}\right\}^2}{N_{ANT}}\right]$$ =15.92dBi, so limit=17-(15.92-6)=7.08dBm/MHz.

Channel	Frequency	Power Density (dBm/MHz)	10log(500kHz/RBW) Factor (dB)	Power Density (dBm/500kHz)	Power Density Limit (dBm/500kHz)	Result
151	5755 MHz	9.72	-3.01	6.71	20.08	Complies
159	5795 MHz	9.83	-3.01	6.82	20.08	Complies

Note:

$$DirectionalGain = 10 \cdot \log\left[\frac{\sum_{j=1}^{N_{SS}}\left\{\sum_{k=1}^{N_{ANT}} g_{j,k}\right\}^2}{N_{ANT}}\right]$$ =15.92dBi, so limit=30-(15.92-6)=20.08dBm/500kHz.

Configuration IEEE 802.11ac MCS0/Nss1 VHT80 / Chain 1 + Chain 2 + Chain 3 + Chain 4

Channel	Frequency	Power Density (dBm/MHz)	Max. Limit (dBm/MHz)	Result
42	5210 MHz	-0.63	7.08	Complies

Note:

$$DirectionalGain = 10 \cdot \log\left[\frac{\sum_{j=1}^{N_{SS}}\left\{\sum_{k=1}^{N_{ANT}} g_{j,k}\right\}^2}{N_{ANT}}\right]$$ =15.92dBi, so limit=17-(15.92-6)=7.08dBm/MHz.

Channel	Frequency	Power Density (dBm/MHz)	10log(500kHz/RBW) Factor (dB)	Power Density (dBm/500kHz)	Power Density Limit (dBm/500kHz)	Result
155	5775 MHz	1.87	-3.01	-1.14	20.08	Complies

Note:

$$DirectionalGain = 10 \cdot \log\left[\frac{\sum_{j=1}^{N_{SS}}\left\{\sum_{k=1}^{N_{ANT}} g_{j,k}\right\}^2}{N_{ANT}}\right]$$ =15.92dBi, so limit=30-(15.92-6)=20.08dBm/500kHz.

Configuration IEEE 802.11ac MCS0/Nss4 VHT20 / Chain 1 + Chain 2 + Chain 3 + Chain 4

Channel	Frequency	Power Density (dBm/MHz)	Max. Limit (dBm/MHz)	Result
36	5180 MHz	9.09	13.00	Complies
40	5200 MHz	10.14	13.00	Complies
48	5240 MHz	12.03	13.00	Complies

Note: Antenna gain=10.00dBi, so limit=17-(10.00-6)=13.00dBm/MHz.

Channel	Frequency	Power Density (dBm/MHz)	10log(500kHz/RBW) Factor (dB)	Power Density (dBm/500kHz)	Power Density Limit (dBm/500kHz)	Result
149	5745 MHz	12.31	-3.01	9.30	26.00	Complies
157	5785 MHz	12.43	-3.01	9.42	26.00	Complies
165	5825 MHz	12.37	-3.01	9.36	26.00	Complies

Note: Antenna gain=10.00dBi, so limit=30-(10.00-6)=26.00dBm/500kHz.

Configuration IEEE 802.11ac MCS0/Nss4 VHT40 / Chain 1 + Chain 2 + Chain 3 + Chain 4

Channel	Frequency	Power Density (dBm/MHz)	Max. Limit (dBm/MHz)	Result
38	5190 MHz	3.74	13.00	Complies
46	5230 MHz	7.94	13.00	Complies

Note: Antenna gain=10.00dBi, so limit=17-(10.00-6)=13.00dBm/MHz.

Channel	Frequency	Power Density (dBm/MHz)	10log(500kHz/RBW) Factor (dB)	Power Density (dBm/500kHz)	Power Density Limit (dBm/500kHz)	Result
151	5755 MHz	8.82	-3.01	5.81	26.00	Complies
159	5795 MHz	8.85	-3.01	5.84	26.00	Complies

Note: Antenna gain=10.00dBi, so limit=30-(10.00-6)=26.00dBm/500kHz.

Configuration IEEE 802.11ac MCS0/Nss4 VHT80 / Chain 1 + Chain 2 + Chain 3 + Chain 4

Channel	Frequency	Power Density (dBm/MHz)	Max. Limit (dBm/MHz)	Result
42	5210 MHz	-1.07	13.00	Complies

Note: Antenna gain=10.00dBi, so limit=17-(10.00-6)=13.00dBm/MHz.

Channel	Frequency	Power Density (dBm/MHz)	10log(500kHz/RBW) Factor (dB)	Power Density (dBm/500kHz)	Power Density Limit (dBm/500kHz)	Result
155	5775 MHz	1.12	-3.01	-1.89	26.00	Complies

Note: Antenna gain=10.00dBi, so limit=30-(10.00-6)=26.00dBm/500kHz.

802.11ac MCS0/Nss2 VHT80+80 / Chain 1 + Chain 2 + Chain 3 + Chain 4

Channel	Frequency	Power Density (dBm/MHz)	Max. Limit (dBm/MHz)	Result
42	5210 MHz	0.89	10.09	Complies

Note:

$$DirectionalGain = 10 \cdot \log\left[\frac{\sum_{j=1}^{N_{SS}}\left\{\sum_{k=1}^{N_{ANT}} g_{j,k}\right\}^2}{N_{ANT}}\right]$$ =12.91dBi, so limit=17-(12.91-6)=10.09dBm/MHz.

Channel	Frequency	Power Density (dBm/MHz)	10log(500kHz/RBW) Factor (dB)	Power Density (dBm/500kHz)	Power Density Limit (dBm/500kHz)	Result
155	5775 MHz	0.51	-3.01	-2.50	23.09	Complies

Note:

$$DirectionalGain = 10 \cdot \log\left[\frac{\sum_{j=1}^{N_{SS}}\left\{\sum_{k=1}^{N_{ANT}} g_{j,k}\right\}^2}{N_{ANT}}\right]$$ =12.91dBi, so limit=30-(12.91-6)=23.09dBm/500kHz.

<For Radio 2 Beamforming Mode>

For Mode 1:

Configuration IEEE 802.11ac MCS0/Nss1 VHT20 / Chain 1 + Chain 2 + Chain 3 + Chain 4

Channel	Frequency	Power Density (dBm/MHz)	Max. Limit (dBm/MHz)	Result
36	5180 MHz	-3.33	11.48	Complies
40	5200 MHz	-3.20	11.48	Complies
48	5240 MHz	-3.34	11.48	Complies

Note:

$$DirectionalGain = 10 \cdot \log \left[\frac{\sum_{j=1}^{N_{SS}} \left\{ \sum_{k=1}^{N_{ANT}} g_{j,k} \right\}^2}{N_{ANT}} \right]$$ =11.52dBi, so limit=17-(11.52-6)=11.48dBm/MHz.

Channel	Frequency	Power Density (dBm/MHz)	10log(500kHz/RBW) Factor (dB)	Power Density (dBm/500kHz)	Power Density Limit (dBm/500kHz)	Result
149	5745 MHz	9.66	-3.01	6.65	24.48	Complies
157	5785 MHz	8.96	-3.01	5.95	24.48	Complies
165	5825 MHz	8.45	-3.01	5.44	24.48	Complies

Note:

$$DirectionalGain = 10 \cdot \log \left[\frac{\sum_{j=1}^{N_{SS}} \left\{ \sum_{k=1}^{N_{ANT}} g_{j,k} \right\}^2}{N_{ANT}} \right]$$ =11.52dBi, so limit=30-(11.52-6)=24.48dBm/500kHz.

Configuration IEEE 802.11ac MCS0/Nss1 VHT40 / Chain 1 + Chain 2 + Chain 3 + Chain 4

Channel	Frequency	Power Density (dBm/MHz)	Max. Limit (dBm/MHz)	Result
38	5190 MHz	-6.51	11.48	Complies
46	5230 MHz	-6.50	11.48	Complies

Note:

$$DirectionalGain = 10 \cdot \log \left[\frac{\sum_{j=1}^{N_{SS}} \left\{ \sum_{k=1}^{N_{ANT}} g_{j,k} \right\}^2}{N_{ANT}} \right]$$ =11.52dBi, so limit=17-(11.52-6)=11.48dBm/MHz.

Channel	Frequency	Power Density (dBm/MHz)	10log(500kHz/RBW) Factor (dB)	Power Density (dBm/500kHz)	Power Density Limit (dBm/500kHz)	Result
151	5755 MHz	6.47	-3.01	3.46	24.48	Complies
159	5795 MHz	6.62	-3.01	3.61	24.48	Complies

Note:

$$DirectionalGain = 10 \cdot \log \left[\frac{\sum_{j=1}^{N_{SS}} \left\{ \sum_{k=1}^{N_{ANT}} g_{j,k} \right\}^2}{N_{ANT}} \right]$$ =11.52dBi, so limit=30-(11.52-6)=24.48dBm/500kHz.

Configuration IEEE 802.11ac MCS0/Nss1 VHT80 / Chain 1 + Chain 2 + Chain 3 + Chain 4

Channel	Frequency	Power Density (dBm/MHz)	Max. Limit (dBm/MHz)	Result
42	5210 MHz	-9.31	11.48	Complies

Note:

$$DirectionalGain = 10 \cdot \log\left[\frac{\sum_{j=1}^{N_{SS}}\left\{\sum_{k=1}^{N_{ANT}} g_{j,k}\right\}^2}{N_{ANT}}\right]$$ =11.52dBi, so limit=17-(11.52-6)=11.48dBm/MHz.

Channel	Frequency	Power Density (dBm/MHz)	10log(500kHz/RBW) Factor (dB)	Power Density (dBm/500kHz)	Power Density Limit (dBm/500kHz)	Result
155	5775 MHz	3.96	-3.01	0.95	24.48	Complies

Note:

$$DirectionalGain = 10 \cdot \log\left[\frac{\sum_{j=1}^{N_{SS}}\left\{\sum_{k=1}^{N_{ANT}} g_{j,k}\right\}^2}{N_{ANT}}\right]$$ =11.52dBi, so limit=30-(11.52-6)=24.48dBm/500kHz.

Configuration IEEE 802.11ac MCS0/Nss2 VHT20 / Chain 1 + Chain 2 + Chain 3 + Chain 4

Channel	Frequency	Power Density (dBm/MHz)	Max. Limit (dBm/MHz)	Result
36	5180 MHz	-0.40	14.49	Complies
40	5200 MHz	-0.29	14.49	Complies
48	5240 MHz	-0.38	14.49	Complies

Note:

$$DirectionalGain = 10 \cdot \log\left[\frac{\sum_{j=1}^{N_{SS}}\left\{\sum_{k=1}^{N_{ANT}} g_{j,k}\right\}^2}{N_{ANT}}\right]$$ =8.51dBi, so limit=17-(8.51-6)=14.49dBm/MHz.

Channel	Frequency	Power Density (dBm/MHz)	10log(500kHz/RBW) Factor (dB)	Power Density (dBm/500kHz)	Power Density Limit (dBm/500kHz)	Result
149	5745 MHz	13.88	-3.01	10.87	27.49	Complies
157	5785 MHz	13.86	-3.01	10.85	27.49	Complies
165	5825 MHz	13.59	-3.01	10.58	27.49	Complies

Note:

$$DirectionalGain = 10 \cdot \log\left[\frac{\sum_{j=1}^{N_{SS}}\left\{\sum_{k=1}^{N_{ANT}} g_{j,k}\right\}^2}{N_{ANT}}\right]$$ =8.51dBi, so limit=30-(8.51-6)=27.49dBm/500kHz.

Configuration IEEE 802.11ac MCS0/Nss2 VHT40 / Chain 1 + Chain 2 + Chain 3 + Chain 4

Channel	Frequency	Power Density (dBm/MHz)	Max. Limit (dBm/MHz)	Result
38	5190 MHz	-3.28	14.49	Complies
46	5230 MHz	-3.43	14.49	Complies

Note:

$$DirectionalGain = 10 \cdot \log\left[\frac{\sum_{j=1}^{N_{SS}}\left\{\sum_{k=1}^{N_{ANT}} g_{j,k}\right\}^2}{N_{ANT}}\right]$$ =8.51dBi, so limit=17-(8.51-6)=14.49dBm/MHz.

Channel	Frequency	Power Density (dBm/MHz)	10log(500kHz/RBW) Factor (dB)	Power Density (dBm/500kHz)	Power Density Limit (dBm/500kHz)	Result
151	5755 MHz	9.84	-3.01	6.83	27.49	Complies
159	5795 MHz	9.82	-3.01	6.81	27.49	Complies

Note:

$$DirectionalGain = 10 \cdot \log\left[\frac{\sum_{j=1}^{N_{SS}}\left\{\sum_{k=1}^{N_{ANT}} g_{j,k}\right\}^2}{N_{ANT}}\right]$$ =8.51dBi, so limit=30-(8.51-6)=27.49dBm/500kHz.

Configuration IEEE 802.11ac MCS0/Nss2 VHT80 / Chain 1 + Chain 2 + Chain 3 + Chain 4

Channel	Frequency	Power Density (dBm/MHz)	Max. Limit (dBm/MHz)	Result
42	5210 MHz	-5.93	14.49	Complies

Note:

$$DirectionalGain = 10 \cdot \log\left[\frac{\sum_{j=1}^{N_{SS}}\left\{\sum_{k=1}^{N_{ANT}} g_{j,k}\right\}^2}{N_{ANT}}\right]$$ =8.51dBi, so limit=17-(8.51-6)=14.49dBm/MHz.

Channel	Frequency	Power Density (dBm/MHz)	10log(500kHz/RBW) Factor (dB)	Power Density (dBm/500kHz)	Power Density Limit (dBm/500kHz)	Result
155	5775 MHz	2.59	-3.01	-0.42	27.49	Complies

Note:

$$DirectionalGain = 10 \cdot \log\left[\frac{\sum_{j=1}^{N_{SS}}\left\{\sum_{k=1}^{N_{ANT}} g_{j,k}\right\}^2}{N_{ANT}}\right]$$ =8.51dBi, so limit=30-(8.51-6)=27.49dBm/500kHz.

Configuration IEEE 802.11ac MCS0/Nss3 VHT20 / Chain 1 + Chain 2 + Chain 3 + Chain 4

Channel	Frequency	Power Density (dBm/MHz)	Max. Limit (dBm/MHz)	Result
36	5180 MHz	1.46	15.77	Complies
40	5200 MHz	1.12	15.77	Complies
48	5240 MHz	1.29	15.77	Complies

Note:

$$DirectionalGain = 10 \cdot \log\left[\frac{\sum_{j=1}^{N_{SS}}\left\{\sum_{k=1}^{N_{ANT}} g_{j,k}\right\}^2}{N_{ANT}}\right]$$ =7.23dBi, so limit=17-(7.23-6)=15.77dBm/MHz.

Channel	Frequency	Power Density (dBm/MHz)	10log(500kHz/RBW) Factor (dB)	Power Density (dBm/500kHz)	Power Density Limit (dBm/500kHz)	Result
149	5745 MHz	13.55	-3.01	10.54	28.77	Complies
157	5785 MHz	13.96	-3.01	10.95	28.77	Complies
165	5825 MHz	13.94	-3.01	10.93	28.77	Complies

Note:

$$DirectionalGain = 10 \cdot \log\left[\frac{\sum_{j=1}^{N_{SS}}\left\{\sum_{k=1}^{N_{ANT}} g_{j,k}\right\}^2}{N_{ANT}}\right]$$ =7.23dBi, so limit=30-(7.23-6)=28.77dBm/500kHz.

Configuration IEEE 802.11ac MCS0/Nss3 VHT40 / Chain 1 + Chain 2 + Chain 3 + Chain 4

Channel	Frequency	Power Density (dBm/MHz)	Max. Limit (dBm/MHz)	Result
38	5190 MHz	-1.25	15.77	Complies
46	5230 MHz	-1.54	15.77	Complies

Note:

$$DirectionalGain = 10 \cdot \log\left[\frac{\sum_{j=1}^{N_{SS}}\left\{\sum_{k=1}^{N_{ANT}} g_{j,k}\right\}^2}{N_{ANT}}\right]$$ =7.23dBi, so limit=17-(7.23-6)=15.77dBm/MHz.

Channel	Frequency	Power Density (dBm/MHz)	10log(500kHz/RBW) Factor (dB)	Power Density (dBm/500kHz)	Power Density Limit (dBm/500kHz)	Result
151	5755 MHz	9.38	-3.01	6.37	28.77	Complies
159	5795 MHz	9.51	-3.01	6.50	28.77	Complies

Note:

$$DirectionalGain = 10 \cdot \log\left[\frac{\sum_{j=1}^{N_{SS}}\left\{\sum_{k=1}^{N_{ANT}} g_{j,k}\right\}^2}{N_{ANT}}\right]$$ =7.23dBi, so limit=30-(7.23-6)=28.77dBm/500kHz.

Configuration IEEE 802.11ac MCS0/Nss3 VHT80 / Chain 1 + Chain 2 + Chain 3 + Chain 4

Channel	Frequency	Power Density (dBm/MHz)	Max. Limit (dBm/MHz)	Result
42	5210 MHz	-4.51	15.77	Complies

Note:

$$DirectionalGain = 10 \cdot \log\left[\frac{\sum_{j=1}^{N_{SS}}\left\{\sum_{k=1}^{N_{ANT}} g_{j,k}\right\}^2}{N_{ANT}}\right]$$ =7.23dBi, so limit=17-(7.23-6)=15.77dBm/MHz.

Channel	Frequency	Power Density (dBm/MHz)	10log(500kHz/RBW) Factor (dB)	Power Density (dBm/500kHz)	Power Density Limit (dBm/500kHz)	Result
155	5775 MHz	5.21	-3.01	2.20	28.77	Complies

Note:

$$DirectionalGain = 10 \cdot \log\left[\frac{\sum_{j=1}^{N_{SS}}\left\{\sum_{k=1}^{N_{ANT}} g_{j,k}\right\}^2}{N_{ANT}}\right]$$ =7.23dBi, so limit=30-(7.23-6)=28.77dBm/500kHz.

802.11ac MCS0/Nss2 VHT80+80 / Chain 1 + Chain 2 + Chain 3 + Chain 4

Channel	Frequency	Power Density (dBm/MHz)	Max. Limit (dBm/MHz)	Result
42	5210 MHz	-6.81	14.49	Complies

Note:

$$DirectionalGain = 10 \cdot \log\left[\frac{\sum_{j=1}^{N_{SS}}\left\{\sum_{k=1}^{N_{ANT}} g_{j,k}\right\}^2}{N_{ANT}}\right]$$ =8.51dBi, so limit=17-(8.51-6)=14.49dBm/MHz.

Channel	Frequency	Power Density (dBm/MHz)	10log(500kHz/RBW) Factor (dB)	Power Density (dBm/500kHz)	Power Density Limit (dBm/500kHz)	Result
155	5775 MHz	-7.38	-3.01	-10.39	27.49	Complies

Note:

$$DirectionalGain = 10 \cdot \log\left[\frac{\sum_{j=1}^{N_{SS}}\left\{\sum_{k=1}^{N_{ANT}} g_{j,k}\right\}^2}{N_{ANT}}\right]$$ =8.51dBi, so limit=30-(8.51-6)=27.49dBm/500kHz.

For Mode 2:

Configuration IEEE 802.11ac MCS0/Nss1 VHT20 / Chain 1 + Chain 2 + Chain 3 + Chain 4

Channel	Frequency	Power Density (dBm/MHz)	Max. Limit (dBm/MHz)	Result
36	5180 MHz	4.83	11.98	Complies
40	5200 MHz	5.46	11.98	Complies
48	5240 MHz	5.10	11.98	Complies

Note:

$$DirectionalGain = 10 \cdot \log\left[\frac{\sum_{j=1}^{N_{SS}}\left\{\sum_{k=1}^{N_{ANT}} g_{j,k}\right\}^2}{N_{ANT}}\right]$$ =11.02dBi, so limit=17-(11.02-6)=11.98dBm/MHz.

Channel	Frequency	Power Density (dBm/MHz)	10log(500kHz/RBW) Factor (dB)	Power Density (dBm/500kHz)	Power Density Limit (dBm/500kHz)	Result
149	5745 MHz	11.54	-3.01	8.53	24.98	Complies
157	5785 MHz	11.73	-3.01	8.72	24.98	Complies
165	5825 MHz	11.66	-3.01	8.65	24.98	Complies

Note:

$$DirectionalGain = 10 \cdot \log\left[\frac{\sum_{j=1}^{N_{SS}}\left\{\sum_{k=1}^{N_{ANT}} g_{j,k}\right\}^2}{N_{ANT}}\right]$$ =11.02dBi, so limit=30-(11.02-6)=24.98dBm/500kHz.

Configuration IEEE 802.11ac MCS0/Nss1 VHT40 / Chain 1 + Chain 2 + Chain 3 + Chain 4

Channel	Frequency	Power Density (dBm/MHz)	Max. Limit (dBm/MHz)	Result
38	5190 MHz	1.46	11.98	Complies
46	5230 MHz	2.15	11.98	Complies

Note:

$$DirectionalGain = 10 \cdot \log\left[\frac{\sum_{j=1}^{N_{SS}}\left\{\sum_{k=1}^{N_{ANT}} g_{j,k}\right\}^2}{N_{ANT}}\right]$$ =11.02dBi, so limit=17-(11.02-6)=11.98dBm/MHz.

Channel	Frequency	Power Density (dBm/MHz)	10log(500kHz/RBW) Factor (dB)	Power Density (dBm/500kHz)	Power Density Limit (dBm/500kHz)	Result
151	5755 MHz	8.77	-3.01	5.76	24.98	Complies
159	5795 MHz	8.78	-3.01	5.77	24.98	Complies

Note:

$$DirectionalGain = 10 \cdot \log\left[\frac{\sum_{j=1}^{N_{SS}}\left\{\sum_{k=1}^{N_{ANT}} g_{j,k}\right\}^2}{N_{ANT}}\right]$$ =11.02dBi, so limit=30-(11.02-6)=24.98dBm/500kHz.

Configuration IEEE 802.11ac MCS0/Nss1 VHT80 / Chain 1 + Chain 2 + Chain 3 + Chain 4

Channel	Frequency	Power Density (dBm/MHz)	Max. Limit (dBm/MHz)	Result
42	5210 MHz	-2.24	11.98	Complies

Note:

$$DirectionalGain = 10 \cdot \log\left[\frac{\sum_{j=1}^{N_{SS}}\left\{\sum_{k=1}^{N_{ANT}} g_{j,k}\right\}^2}{N_{ANT}}\right]$$ =11.02dBi, so limit=17-(11.02-6)=11.98dBm/MHz.

Channel	Frequency	Power Density (dBm/MHz)	10log(500kHz/RBW) Factor (dB)	Power Density (dBm/500kHz)	Power Density Limit (dBm/500kHz)	Result
155	5775 MHz	4.87	-3.01	1.86	24.98	Complies

Note:

$$DirectionalGain = 10 \cdot \log\left[\frac{\sum_{j=1}^{N_{SS}}\left\{\sum_{k=1}^{N_{ANT}} g_{j,k}\right\}^2}{N_{ANT}}\right]$$ =11.02dBi, so limit=30-(11.02-6)=24.98dBm/500kHz.

Configuration IEEE 802.11ac MCS0/Nss2 VHT20 / Chain 1 + Chain 2 + Chain 3 + Chain 4

Channel	Frequency	Power Density (dBm/MHz)	Max. Limit (dBm/MHz)	Result
36	5180 MHz	8.42	14.99	Complies
40	5200 MHz	8.35	14.99	Complies
48	5240 MHz	8.11	14.99	Complies

Note:

$$DirectionalGain = 10 \cdot \log\left[\frac{\sum_{j=1}^{N_{SS}}\left\{\sum_{k=1}^{N_{ANT}} g_{j,k}\right\}^2}{N_{ANT}}\right]$$ =8.01dBi, so limit=17-(8.01-6)=14.99dBm/MHz.

Channel	Frequency	Power Density (dBm/MHz)	10log(500kHz/RBW) Factor (dB)	Power Density (dBm/500kHz)	Power Density Limit (dBm/500kHz)	Result
149	5745 MHz	14.63	-3.01	11.62	27.99	Complies
157	5785 MHz	14.67	-3.01	11.66	27.99	Complies
165	5825 MHz	14.19	-3.01	11.18	27.99	Complies

Note:

$$DirectionalGain = 10 \cdot \log\left[\frac{\sum_{j=1}^{N_{SS}}\left\{\sum_{k=1}^{N_{ANT}} g_{j,k}\right\}^2}{N_{ANT}}\right]$$ =8.01dBi, so limit=30-(8.01-6)=27.99dBm/500kHz.

Configuration IEEE 802.11ac MCS0/Nss2 VHT40 / Chain 1 + Chain 2 + Chain 3 + Chain 4

Channel	Frequency	Power Density (dBm/MHz)	Max. Limit (dBm/MHz)	Result
38	5190 MHz	4.97	14.99	Complies
46	5230 MHz	4.91	14.99	Complies

Note:

$$DirectionalGain = 10 \cdot \log\left[\frac{\sum_{j=1}^{N_{SS}}\left\{\sum_{k=1}^{N_{ANT}} g_{j,k}\right\}^2}{N_{ANT}}\right]$$ =8.01dBi, so limit=17-(8.01-6)=14.99dBm/MHz.

Channel	Frequency	Power Density (dBm/MHz)	10log(500kHz/RBW) Factor (dB)	Power Density (dBm/500kHz)	Power Density Limit (dBm/500kHz)	Result
151	5755 MHz	8.87	-3.01	5.86	27.99	Complies
159	5795 MHz	9.82	-3.01	6.81	27.99	Complies

Note:

$$DirectionalGain = 10 \cdot \log\left[\frac{\sum_{j=1}^{N_{SS}}\left\{\sum_{k=1}^{N_{ANT}} g_{j,k}\right\}^2}{N_{ANT}}\right]$$ =8.01dBi, so limit=30-(8.01-6)=27.99dBm/500kHz.

Configuration IEEE 802.11ac MCS0/Nss2 VHT80 / Chain 1 + Chain 2 + Chain 3 + Chain 4

Channel	Frequency	Power Density (dBm/MHz)	Max. Limit (dBm/MHz)	Result
42	5210 MHz	1.52	14.99	Complies

Note:

$$DirectionalGain = 10 \cdot \log\left[\frac{\sum_{j=1}^{N_{SS}}\left\{\sum_{k=1}^{N_{ANT}} g_{j,k}\right\}^2}{N_{ANT}}\right]$$ =8.01dBi, so limit=17-(8.01-6)=14.99dBm/MHz.

Channel	Frequency	Power Density (dBm/MHz)	10log(500kHz/RBW) Factor (dB)	Power Density (dBm/500kHz)	Power Density Limit (dBm/500kHz)	Result
155	5775 MHz	3.72	-3.01	0.71	27.99	Complies

Note:

$$DirectionalGain = 10 \cdot \log\left[\frac{\sum_{j=1}^{N_{SS}}\left\{\sum_{k=1}^{N_{ANT}} g_{j,k}\right\}^2}{N_{ANT}}\right]$$ =8.01dBi, so limit=30-(8.01-6)=27.99dBm/500kHz.

Configuration IEEE 802.11ac MCS0/Nss3 VHT20 / Chain 1 + Chain 2 + Chain 3 + Chain 4

Channel	Frequency	Power Density (dBm/MHz)	Max. Limit (dBm/MHz)	Result
36	5180 MHz	8.84	16.27	Complies
40	5200 MHz	9.97	16.27	Complies
48	5240 MHz	9.66	16.27	Complies

Note:

$$DirectionalGain = 10 \cdot \log\left[\frac{\sum_{j=1}^{N_{SS}}\left\{\sum_{k=1}^{N_{ANT}} g_{j,k}\right\}^2}{N_{ANT}}\right]$$ =6.73dBi, so limit=17-(6.73-6)=16.27dBm/MHz.

Channel	Frequency	Power Density (dBm/MHz)	10log(500kHz/RBW) Factor (dB)	Power Density (dBm/500kHz)	Power Density Limit (dBm/500kHz)	Result
149	5745 MHz	13.97	-3.01	10.96	29.27	Complies
157	5785 MHz	13.96	-3.01	10.95	29.27	Complies
165	5825 MHz	13.23	-3.01	10.22	29.27	Complies

Note:

$$DirectionalGain = 10 \cdot \log\left[\frac{\sum_{j=1}^{N_{SS}}\left\{\sum_{k=1}^{N_{ANT}} g_{j,k}\right\}^2}{N_{ANT}}\right]$$ =6.73dBi, so limit=30-(6.73-6)=29.27dBm/500kHz.

Configuration IEEE 802.11ac MCS0/Nss3 VHT40 / Chain 1 + Chain 2 + Chain 3 + Chain 4

Channel	Frequency	Power Density (dBm/MHz)	Max. Limit (dBm/MHz)	Result
38	5190 MHz	6.40	16.27	Complies
46	5230 MHz	7.04	16.27	Complies

Note:

$$DirectionalGain = 10 \cdot \log\left[\frac{\sum_{j=1}^{N_{SS}}\left\{\sum_{k=1}^{N_{ANT}} g_{j,k}\right\}^2}{N_{ANT}}\right]$$ =6.73dBi, so limit=17-(6.73-6)=16.27dBm/MHz.

Channel	Frequency	Power Density (dBm/MHz)	10log(500kHz/RBW) Factor (dB)	Power Density (dBm/500kHz)	Power Density Limit (dBm/500kHz)	Result
151	5755 MHz	8.67	-3.01	5.66	29.27	Complies
159	5795 MHz	8.21	-3.01	5.20	29.27	Complies

Note:

$$DirectionalGain = 10 \cdot \log\left[\frac{\sum_{j=1}^{N_{SS}}\left\{\sum_{k=1}^{N_{ANT}} g_{j,k}\right\}^2}{N_{ANT}}\right]$$ =6.73dBi, so limit=30-(6.73-6)=29.27dBm/500kHz.

Configuration IEEE 802.11ac MCS0/Nss3 VHT80 / Chain 1 + Chain 2 + Chain 3 + Chain 4

Channel	Frequency	Power Density (dBm/MHz)	Max. Limit (dBm/MHz)	Result
42	5210 MHz	2.98	16.27	Complies

Note:

$$DirectionalGain = 10 \cdot \log\left[\frac{\sum_{j=1}^{N_{SS}}\left\{\sum_{k=1}^{N_{ANT}} g_{j,k}\right\}^2}{N_{ANT}}\right]$$ =6.73dBi, so limit=17-(6.73-6)=16.27dBm/MHz.

Channel	Frequency	Power Density (dBm/MHz)	10log(500kHz/RBW) Factor (dB)	Power Density (dBm/500kHz)	Power Density Limit (dBm/500kHz)	Result
155	5775 MHz	2.16	-3.01	-0.85	29.27	Complies

Note:

$$DirectionalGain = 10 \cdot \log\left[\frac{\sum_{j=1}^{N_{SS}}\left\{\sum_{k=1}^{N_{ANT}} g_{j,k}\right\}^2}{N_{ANT}}\right]$$ =6.73dBi, so limit=30-(6.73-6)=29.27dBm/500kHz.

802.11ac MCS0/Nss2 VHT80+80 / Chain 1 + Chain 2 + Chain 3 + Chain 4

Channel	Frequency	Power Density (dBm/MHz)	Max. Limit (dBm/MHz)	Result
42	5210 MHz	1.93	14.99	Complies

Note:

$$DirectionalGain = 10 \cdot \log\left[\frac{\sum_{j=1}^{N_{SS}}\left\{\sum_{k=1}^{N_{ANT}} g_{j,k}\right\}^2}{N_{ANT}}\right]$$ =8.01dBi, so limit=17-(8.01-6)=14.99dBm/MHz.

Channel	Frequency	Power Density (dBm/MHz)	10log(500kHz/RBW) Factor (dB)	Power Density (dBm/500kHz)	Power Density Limit (dBm/500kHz)	Result
155	5775 MHz	0.28	-3.01	-2.73	27.99	Complies

Note:

$$DirectionalGain = 10 \cdot \log\left[\frac{\sum_{j=1}^{N_{SS}}\left\{\sum_{k=1}^{N_{ANT}} g_{j,k}\right\}^2}{N_{ANT}}\right]$$ =8.01dBi, so limit=30-(8.01-6)=27.99dBm/500kHz.

For Mode 3:

Configuration IEEE 802.11ac MCS0/Nss1 VHT20 / Chain 1 + Chain 2 + Chain 3 + Chain 4

Channel	Frequency	Power Density (dBm/MHz)	Max. Limit (dBm/MHz)	Result
36	5180 MHz	3.93	7.18	Complies
40	5200 MHz	3.97	7.18	Complies
48	5240 MHz	4.05	7.18	Complies

Note:

$$DirectionalGain = 10 \cdot \log\left[\frac{\sum_{j=1}^{N_{SS}}\left\{\sum_{k=1}^{N_{ANT}} g_{j,k}\right\}^2}{N_{ANT}}\right]$$ =15.82dBi, so limit=17-(15.82-6)=7.18dBm/MHz.

Channel	Frequency	Power Density (dBm/MHz)	10log(500kHz/RBW) Factor (dB)	Power Density (dBm/500kHz)	Power Density Limit (dBm/500kHz)	Result
149	5745 MHz	6.86	-3.01	3.85	20.18	Complies
157	5785 MHz	7.04	-3.01	4.03	20.18	Complies
165	5825 MHz	6.97	-3.01	3.96	20.18	Complies

Note:

$$DirectionalGain = 10 \cdot \log\left[\frac{\sum_{j=1}^{N_{SS}}\left\{\sum_{k=1}^{N_{ANT}} g_{j,k}\right\}^2}{N_{ANT}}\right]$$ =15.82dBi, so limit=30-(15.82-6)=20.18dBm/500kHz.

Configuration IEEE 802.11ac MCS0/Nss1 VHT40 / Chain 1 + Chain 2 + Chain 3 + Chain 4

Channel	Frequency	Power Density (dBm/MHz)	Max. Limit (dBm/MHz)	Result
38	5190 MHz	0.56	7.18	Complies
46	5230 MHz	1.50	7.18	Complies

Note:

$$DirectionalGain = 10 \cdot \log\left[\frac{\sum_{j=1}^{N_{SS}}\left\{\sum_{k=1}^{N_{ANT}} g_{j,k}\right\}^2}{N_{ANT}}\right]$$ =15.82dBi, so limit=17-(15.82-6)=7.18dBm/MHz.

Channel	Frequency	Power Density (dBm/MHz)	10log(500kHz/RBW) Factor (dB)	Power Density (dBm/500kHz)	Power Density Limit (dBm/500kHz)	Result
151	5755 MHz	3.47	-3.01	0.46	20.18	Complies
159	5795 MHz	3.55	-3.01	0.54	20.18	Complies

Note:

$$DirectionalGain = 10 \cdot \log\left[\frac{\sum_{j=1}^{N_{SS}}\left\{\sum_{k=1}^{N_{ANT}} g_{j,k}\right\}^2}{N_{ANT}}\right]$$ =15.82dBi, so limit=30-(15.82-6)=20.18dBm/500kHz.

Configuration IEEE 802.11ac MCS0/Nss1 VHT80 / Chain 1 + Chain 2 + Chain 3 + Chain 4

Channel	Frequency	Power Density (dBm/MHz)	Max. Limit (dBm/MHz)	Result
42	5210 MHz	-2.24	7.18	Complies

Note:

$$DirectionalGain = 10 \cdot \log\left[\frac{\sum_{j=1}^{N_{SS}}\left\{\sum_{k=1}^{N_{ANT}} g_{j,k}\right\}^2}{N_{ANT}}\right]$$ =15.82dBi, so limit=17-(15.82-6)=7.18dBm/MHz.

Channel	Frequency	Power Density (dBm/MHz)	10log(500kHz/RBW) Factor (dB)	Power Density (dBm/500kHz)	Power Density Limit (dBm/500kHz)	Result
155	5775 MHz	0.80	-3.01	-2.21	20.18	Complies

Note:

$$DirectionalGain = 10 \cdot \log\left[\frac{\sum_{j=1}^{N_{SS}}\left\{\sum_{k=1}^{N_{ANT}} g_{j,k}\right\}^2}{N_{ANT}}\right]$$ =15.82dBi, so limit=30-(15.82-6)=20.18dBm/500kHz.

Configuration IEEE 802.11ac MCS0/Nss2 VHT20 / Chain 1 + Chain 2 + Chain 3 + Chain 4

Channel	Frequency	Power Density (dBm/MHz)	Max. Limit (dBm/MHz)	Result
36	5180 MHz	7.32	10.19	Complies
40	5200 MHz	7.42	10.19	Complies
48	5240 MHz	7.07	10.19	Complies

Note:

$$DirectionalGain = 10 \cdot \log \left[\frac{\sum_{j=1}^{N_{SS}} \left\{ \sum_{k=1}^{N_{ANT}} g_{j,k} \right\}^2}{N_{ANT}} \right]$$ =12.81dBi, so limit=17-(12.81-6)=10.19dBm/MHz.

Channel	Frequency	Power Density (dBm/MHz)	10log(500kHz/RBW) Factor (dB)	Power Density (dBm/500kHz)	Power Density Limit (dBm/500kHz)	Result
149	5745 MHz	9.72	-3.01	6.71	23.19	Complies
157	5785 MHz	9.80	-3.01	6.79	23.19	Complies
165	5825 MHz	9.88	-3.01	6.87	23.19	Complies

Note:

$$DirectionalGain = 10 \cdot \log \left[\frac{\sum_{j=1}^{N_{SS}} \left\{ \sum_{k=1}^{N_{ANT}} g_{j,k} \right\}^2}{N_{ANT}} \right]$$ =12.81dBi, so limit=30-(12.81-6)=23.19dBm/500kHz.

Configuration IEEE 802.11ac MCS0/Nss2 VHT40 / Chain 1 + Chain 2 + Chain 3 + Chain 4

Channel	Frequency	Power Density (dBm/MHz)	Max. Limit (dBm/MHz)	Result
38	5190 MHz	3.98	10.19	Complies
46	5230 MHz	4.32	10.19	Complies

Note:

$$DirectionalGain = 10 \cdot \log\left[\frac{\sum_{j=1}^{N_{SS}}\left\{\sum_{k=1}^{N_{ANT}} g_{j,k}\right\}^2}{N_{ANT}}\right]$$ =12.81dBi, so limit=17-(12.81-6)=10.19dBm/MHz.

Channel	Frequency	Power Density (dBm/MHz)	10log(500kHz/RBW) Factor (dB)	Power Density (dBm/500kHz)	Power Density Limit (dBm/500kHz)	Result
151	5755 MHz	6.61	-3.01	3.60	23.19	Complies
159	5795 MHz	6.87	-3.01	3.86	23.19	Complies

Note:

$$DirectionalGain = 10 \cdot \log\left[\frac{\sum_{j=1}^{N_{SS}}\left\{\sum_{k=1}^{N_{ANT}} g_{j,k}\right\}^2}{N_{ANT}}\right]$$ =12.81dBi, so limit=30-(12.81-6)=23.19dBm/500kHz.

Configuration IEEE 802.11ac MCS0/Nss2 VHT80 / Chain 1 + Chain 2 + Chain 3 + Chain 4

Channel	Frequency	Power Density (dBm/MHz)	Max. Limit (dBm/MHz)	Result
42	5210 MHz	-1.75	10.19	Complies

Note:

$$DirectionalGain = 10 \cdot \log\left[\frac{\sum_{j=1}^{N_{SS}}\left\{\sum_{k=1}^{N_{ANT}} g_{j,k}\right\}^2}{N_{ANT}}\right]$$ =12.81dBi, so limit=17-(12.81-6)=10.19dBm/MHz.

Channel	Frequency	Power Density (dBm/MHz)	10log(500kHz/RBW) Factor (dB)	Power Density (dBm/500kHz)	Power Density Limit (dBm/500kHz)	Result
155	5775 MHz	3.82	-3.01	0.81	23.19	Complies

Note:

$$DirectionalGain = 10 \cdot \log\left[\frac{\sum_{j=1}^{N_{SS}}\left\{\sum_{k=1}^{N_{ANT}} g_{j,k}\right\}^2}{N_{ANT}}\right]$$ =12.81dBi, so limit=30-(12.81-6)=23.19dBm/500kHz.

Configuration IEEE 802.11ac MCS0/Nss3 VHT20 / Chain 1 + Chain 2 + Chain 3 + Chain 4

Channel	Frequency	Power Density (dBm/MHz)	Max. Limit (dBm/MHz)	Result
36	5180 MHz	7.85	11.47	Complies
40	5200 MHz	8.72	11.47	Complies
48	5240 MHz	8.63	11.47	Complies

Note:

$$DirectionalGain = 10 \cdot \log\left[\frac{\sum_{j=1}^{N_{SS}}\left\{\sum_{k=1}^{N_{ANT}} g_{j,k}\right\}^2}{N_{ANT}}\right]$$ =11.53dBi, so limit=17-(11.53-6)=11.47dBm/MHz.

Channel	Frequency	Power Density (dBm/MHz)	10log(500kHz/RBW) Factor (dB)	Power Density (dBm/500kHz)	Power Density Limit (dBm/500kHz)	Result
149	5745 MHz	10.91	-3.01	7.90	24.47	Complies
157	5785 MHz	11.06	-3.01	8.05	24.47	Complies
165	5825 MHz	10.95	-3.01	7.94	24.47	Complies

Note:

$$DirectionalGain = 10 \cdot \log\left[\frac{\sum_{j=1}^{N_{SS}}\left\{\sum_{k=1}^{N_{ANT}} g_{j,k}\right\}^2}{N_{ANT}}\right]$$ =11.53dBi, so limit=30-(11.53-6)=24.47dBm/500kHz.

Configuration IEEE 802.11ac MCS0/Nss3 VHT40 / Chain 1 + Chain 2 + Chain 3 + Chain 4

Channel	Frequency	Power Density (dBm/MHz)	Max. Limit (dBm/MHz)	Result
38	5190 MHz	2.33	11.47	Complies
46	5230 MHz	6.23	11.47	Complies

Note:

$$DirectionalGain = 10 \cdot \log\left[\frac{\sum_{j=1}^{N_{SS}}\left\{\sum_{k=1}^{N_{ANT}} g_{j,k}\right\}^2}{N_{ANT}}\right]$$ =11.53dBi, so limit=17-(11.53-6)=11.47dBm/MHz.

Channel	Frequency	Power Density (dBm/MHz)	10log(500kHz/RBW) Factor (dB)	Power Density (dBm/500kHz)	Power Density Limit (dBm/500kHz)	Result
151	5755 MHz	7.93	-3.01	4.92	24.47	Complies
159	5795 MHz	7.91	-3.01	4.90	24.47	Complies

Note:

$$DirectionalGain = 10 \cdot \log\left[\frac{\sum_{j=1}^{N_{SS}}\left\{\sum_{k=1}^{N_{ANT}} g_{j,k}\right\}^2}{N_{ANT}}\right]$$ =11.53dBi, so limit=30-(11.53-6)=24.47dBm/500kHz.

Configuration IEEE 802.11ac MCS0/Nss3 VHT80 / Chain 1 + Chain 2 + Chain 3 + Chain 4

Channel	Frequency	Power Density (dBm/MHz)	Max. Limit (dBm/MHz)	Result
42	5210 MHz	-1.06	11.47	Complies

Note:

$$DirectionalGain = 10 \cdot \log\left[\frac{\sum_{j=1}^{N_{SS}}\left\{\sum_{k=1}^{N_{ANT}} g_{j,k}\right\}^2}{N_{ANT}}\right]$$ =11.53dBi, so limit=17-(11.53-6)=11.47dBm/MHz.

Channel	Frequency	Power Density (dBm/MHz)	10log(500kHz/RBW) Factor (dB)	Power Density (dBm/500kHz)	Power Density Limit (dBm/500kHz)	Result
155	5775 MHz	0.25	-3.01	-2.76	24.47	Complies

Note:

$$DirectionalGain = 10 \cdot \log\left[\frac{\sum_{j=1}^{N_{SS}}\left\{\sum_{k=1}^{N_{ANT}} g_{j,k}\right\}^2}{N_{ANT}}\right]$$ =11.53dBi, so limit=30-(11.53-6)=24.47dBm/500kHz.

802.11ac MCS0/Nss2 VHT80+80 / Chain 1 + Chain 2 + Chain 3 + Chain 4

Channel	Frequency	Power Density (dBm/MHz)	Max. Limit (dBm/MHz)	Result
42	5210 MHz	0.97	10.19	Complies

Note:

$$DirectionalGain = 10 \cdot \log\left[\frac{\sum_{j=1}^{N_{SS}}\left\{\sum_{k=1}^{N_{ANT}} g_{j,k}\right\}^2}{N_{ANT}}\right]$$ =12.81dBi, so limit=17-(12.81-6)=10.19dBm/MHz.

Channel	Frequency	Power Density (dBm/MHz)	10log(500kHz/RBW) Factor (dB)	Power Density (dBm/500kHz)	Power Density Limit (dBm/500kHz)	Result
155	5775 MHz	0.30	-3.01	-2.71	23.19	Complies

Note:

$$DirectionalGain = 10 \cdot \log\left[\frac{\sum_{j=1}^{N_{SS}}\left\{\sum_{k=1}^{N_{ANT}} g_{j,k}\right\}^2}{N_{ANT}}\right]$$ =12.81dBi, so limit=30-(12.81-6)=23.19dBm/500kHz.

For Mode 4:

Configuration IEEE 802.11ac MCS0/Nss1 VHT20 / Chain 1 + Chain 2 + Chain 3 + Chain 4

Channel	Frequency	Power Density (dBm/MHz)	Max. Limit (dBm/MHz)	Result
36	5180 MHz	6.13	7.08	Complies
40	5200 MHz	6.04	7.08	Complies
48	5240 MHz	6.08	7.08	Complies

Note:

$$DirectionalGain = 10 \cdot \log\left[\frac{\sum_{j=1}^{N_{SS}}\left\{\sum_{k=1}^{N_{ANT}} g_{j,k}\right\}^2}{N_{ANT}}\right]$$ =15.92dBi, so limit=17-(15.92-6)=7.08dBm/MHz.

Channel	Frequency	Power Density (dBm/MHz)	10log(500kHz/RBW) Factor (dB)	Power Density (dBm/500kHz)	Power Density Limit (dBm/500kHz)	Result
149	5745 MHz	6.64	-3.01	3.63	20.08	Complies
157	5785 MHz	6.83	-3.01	3.82	20.08	Complies
165	5825 MHz	6.69	-3.01	3.68	20.08	Complies

Note:

$$DirectionalGain = 10 \cdot \log\left[\frac{\sum_{j=1}^{N_{SS}}\left\{\sum_{k=1}^{N_{ANT}} g_{j,k}\right\}^2}{N_{ANT}}\right]$$ =15.92dBi, so limit=30-(15.92-6)=20.08dBm/500kHz.

Configuration IEEE 802.11ac MCS0/Nss1 VHT40 / Chain 1 + Chain 2 + Chain 3 + Chain 4

Channel	Frequency	Power Density (dBm/MHz)	Max. Limit (dBm/MHz)	Result
38	5190 MHz	2.12	7.08	Complies
46	5230 MHz	3.17	7.08	Complies

Note:

$$DirectionalGain = 10 \cdot \log\left[\frac{\sum_{j=1}^{N_{SS}}\left\{\sum_{k=1}^{N_{ANT}} g_{j,k}\right\}^2}{N_{ANT}}\right]$$ =15.92dBi, so limit=17-(15.92-6)=7.08dBm/MHz.

Channel	Frequency	Power Density (dBm/MHz)	10log(500kHz/RBW) Factor (dB)	Power Density (dBm/500kHz)	Power Density Limit (dBm/500kHz)	Result
151	5755 MHz	3.79	-3.01	0.78	20.08	Complies
159	5795 MHz	3.94	-3.01	0.93	20.08	Complies

Note:

$$DirectionalGain = 10 \cdot \log\left[\frac{\sum_{j=1}^{N_{SS}}\left\{\sum_{k=1}^{N_{ANT}} g_{j,k}\right\}^2}{N_{ANT}}\right]$$ =15.92dBi, so limit=30-(15.92-6)=20.08dBm/500kHz.

Configuration IEEE 802.11ac MCS0/Nss1 VHT80 / Chain 1 + Chain 2 + Chain 3 + Chain 4

Channel	Frequency	Power Density (dBm/MHz)	Max. Limit (dBm/MHz)	Result
42	5210 MHz	-8.51	7.08	Complies

Note:

$$DirectionalGain = 10 \cdot \log\left[\frac{\sum_{j=1}^{N_{SS}}\left\{\sum_{k=1}^{N_{ANT}} g_{j,k}\right\}^2}{N_{ANT}}\right]$$ =15.92dBi, so limit=17-(15.92-6)=7.08dBm/MHz.

Channel	Frequency	Power Density (dBm/MHz)	10log(500kHz/RBW) Factor (dB)	Power Density (dBm/500kHz)	Power Density Limit (dBm/500kHz)	Result
155	5775 MHz	0.83	-3.01	-2.18	20.08	Complies

Note:

$$DirectionalGain = 10 \cdot \log\left[\frac{\sum_{j=1}^{N_{SS}}\left\{\sum_{k=1}^{N_{ANT}} g_{j,k}\right\}^2}{N_{ANT}}\right]$$ =15.92dBi, so limit=30-(15.92-6)=20.08dBm/500kHz.

Configuration IEEE 802.11ac MCS0/Nss2 VHT20 / Chain 1 + Chain 2 + Chain 3 + Chain 4

Channel	Frequency	Power Density (dBm/MHz)	Max. Limit (dBm/MHz)	Result
36	5180 MHz	8.97	10.09	Complies
40	5200 MHz	8.94	10.09	Complies
48	5240 MHz	8.93	10.09	Complies

Note:

$$DirectionalGain = 10 \cdot \log\left[\frac{\sum_{j=1}^{N_{SS}}\left\{\sum_{k=1}^{N_{ANT}} g_{j,k}\right\}^2}{N_{ANT}}\right]$$ =12.91dBi, so limit=17-(12.91-6)=10.09dBm/MHz.

Channel	Frequency	Power Density (dBm/MHz)	10log(500kHz/RBW) Factor (dB)	Power Density (dBm/500kHz)	Power Density Limit (dBm/500kHz)	Result
149	5745 MHz	9.62	-3.01	6.61	23.09	Complies
157	5785 MHz	9.71	-3.01	6.70	23.09	Complies
165	5825 MHz	9.62	-3.01	6.61	23.09	Complies

Note:

$$DirectionalGain = 10 \cdot \log\left[\frac{\sum_{j=1}^{N_{SS}}\left\{\sum_{k=1}^{N_{ANT}} g_{j,k}\right\}^2}{N_{ANT}}\right]$$ =12.91dBi, so limit=30-(12.91-6)=23.09dBm/500kHz.

Configuration IEEE 802.11ac MCS0/Nss2 VHT40 / Chain 1 + Chain 2 + Chain 3 + Chain 4

Channel	Frequency	Power Density (dBm/MHz)	Max. Limit (dBm/MHz)	Result
38	5190 MHz	5.24	10.09	Complies
46	5230 MHz	5.99	10.09	Complies

Note:

$$DirectionalGain = 10 \cdot \log\left[\frac{\sum_{j=1}^{N_{SS}}\left\{\sum_{k=1}^{N_{ANT}} g_{j,k}\right\}^2}{N_{ANT}}\right]$$ =12.91dBi, so limit=17-(12.91-6)=10.09dBm/MHz.

Channel	Frequency	Power Density (dBm/MHz)	10log(500kHz/RBW) Factor (dB)	Power Density (dBm/500kHz)	Power Density Limit (dBm/500kHz)	Result
151	5755 MHz	6.85	-3.01	3.84	23.09	Complies
159	5795 MHz	6.73	-3.01	3.72	23.09	Complies

Note:

$$DirectionalGain = 10 \cdot \log\left[\frac{\sum_{j=1}^{N_{SS}}\left\{\sum_{k=1}^{N_{ANT}} g_{j,k}\right\}^2}{N_{ANT}}\right]$$ =12.91dBi, so limit=30-(12.91-6)=23.09dBm/500kHz.

Configuration IEEE 802.11ac MCS0/Nss2 VHT80 / Chain 1 + Chain 2 + Chain 3 + Chain 4

Channel	Frequency	Power Density (dBm/MHz)	Max. Limit (dBm/MHz)	Result
42	5210 MHz	-0.58	10.09	Complies

Note:

$$DirectionalGain = 10 \cdot \log\left[\frac{\sum_{j=1}^{N_{SS}}\left\{\sum_{k=1}^{N_{ANT}} g_{j,k}\right\}^2}{N_{ANT}}\right]$$ =12.91dBi, so limit=17-(12.91-6)=10.09dBm/MHz.

Channel	Frequency	Power Density (dBm/MHz)	10log(500kHz/RBW) Factor (dB)	Power Density (dBm/500kHz)	Power Density Limit (dBm/500kHz)	Result
155	5775 MHz	0.91	-3.01	-2.10	23.09	Complies

Note:

$$DirectionalGain = 10 \cdot \log\left[\frac{\sum_{j=1}^{N_{SS}}\left\{\sum_{k=1}^{N_{ANT}} g_{j,k}\right\}^2}{N_{ANT}}\right]$$ =12.91dBi, so limit=30-(12.91-6)=23.09dBm/500kHz.

Configuration IEEE 802.11ac MCS0/Nss3 VHT20 / Chain 1 + Chain 2 + Chain 3 + Chain 4

Channel	Frequency	Power Density (dBm/MHz)	Max. Limit (dBm/MHz)	Result
36	5180 MHz	8.50	11.37	Complies
40	5200 MHz	7.81	11.37	Complies
48	5240 MHz	7.67	11.37	Complies

Note:

$$DirectionalGain = 10 \cdot \log\left[\frac{\sum_{j=1}^{N_{SS}}\left\{\sum_{k=1}^{N_{ANT}} g_{j,k}\right\}^2}{N_{ANT}}\right]$$ =11.63dBi, so limit=17-(11.63-6)=11.37dBm/MHz.

Channel	Frequency	Power Density (dBm/MHz)	10log(500kHz/RBW) Factor (dB)	Power Density (dBm/500kHz)	Power Density Limit (dBm/500kHz)	Result
149	5745 MHz	8.36	-3.01	5.35	24.37	Complies
157	5785 MHz	8.39	-3.01	5.38	24.37	Complies
165	5825 MHz	8.46	-3.01	5.45	24.37	Complies

Note:

$$DirectionalGain = 10 \cdot \log\left[\frac{\sum_{j=1}^{N_{SS}}\left\{\sum_{k=1}^{N_{ANT}} g_{j,k}\right\}^2}{N_{ANT}}\right]$$ =11.63dBi, so limit=30-(11.63-6)=24.37dBm/500kHz.

Configuration IEEE 802.11ac MCS0/Nss3 VHT40 / Chain 1 + Chain 2 + Chain 3 + Chain 4

Channel	Frequency	Power Density (dBm/MHz)	Max. Limit (dBm/MHz)	Result
38	5190 MHz	3.23	11.37	Complies
46	5230 MHz	5.02	11.37	Complies

Note:

$$DirectionalGain = 10 \cdot \log\left[\frac{\sum_{j=1}^{N_{SS}}\left\{\sum_{k=1}^{N_{ANT}} g_{j,k}\right\}^2}{N_{ANT}}\right]$$ =11.63dBi, so limit=17-(11.63-6)=11.37dBm/MHz.

Channel	Frequency	Power Density (dBm/MHz)	10log(500kHz/RBW) Factor (dB)	Power Density (dBm/500kHz)	Power Density Limit (dBm/500kHz)	Result
151	5755 MHz	5.44	-3.01	2.43	24.37	Complies
159	5795 MHz	5.11	-3.01	2.10	24.37	Complies

Note:

$$DirectionalGain = 10 \cdot \log\left[\frac{\sum_{j=1}^{N_{SS}}\left\{\sum_{k=1}^{N_{ANT}} g_{j,k}\right\}^2}{N_{ANT}}\right]$$ =11.63dBi, so limit=30-(11.63-6)=24.37dBm/500kHz.

Configuration IEEE 802.11ac MCS0/Nss3 VHT80 / Chain 1 + Chain 2 + Chain 3 + Chain 4

Channel	Frequency	Power Density (dBm/MHz)	Max. Limit (dBm/MHz)	Result
42	5210 MHz	-0.19	11.37	Complies

Note:

$$DirectionalGain = 10 \cdot \log\left[\frac{\sum_{j=1}^{N_{SS}}\left\{\sum_{k=1}^{N_{ANT}} g_{j,k}\right\}^2}{N_{ANT}}\right]$$ =11.63dBi, so limit=17-(11.63-6)=11.37dBm/MHz.

Channel	Frequency	Power Density (dBm/MHz)	10log(500kHz/RBW) Factor (dB)	Power Density (dBm/500kHz)	Power Density Limit (dBm/500kHz)	Result
155	5775 MHz	-0.87	-3.01	-3.88	24.37	Complies

Note:

$$DirectionalGain = 10 \cdot \log\left[\frac{\sum_{j=1}^{N_{SS}}\left\{\sum_{k=1}^{N_{ANT}} g_{j,k}\right\}^2}{N_{ANT}}\right]$$ =11.63dBi, so limit=30-(11.63-6)=24.37dBm/500kHz.

802.11ac MCS0/Nss2 VHT80+80 / Chain 1 + Chain 2 + Chain 3 + Chain 4

Channel	Frequency	Power Density (dBm/MHz)	Max. Limit (dBm/MHz)	Result
42	5210 MHz	0.97	10.09	Complies

Note:

$$DirectionalGain = 10 \cdot \log\left[\frac{\sum_{j=1}^{N_{SS}}\left\{\sum_{k=1}^{N_{ANT}} g_{j,k}\right\}^2}{N_{ANT}}\right]$$ =12.91dBi, so limit=17-(12.91-6)=10.09dBm/MHz.

Channel	Frequency	Power Density (dBm/MHz)	10log(500kHz/RBW) Factor (dB)	Power Density (dBm/500kHz)	Power Density Limit (dBm/500kHz)	Result
155	5775 MHz	0.30	-3.01	-2.71	23.09	Complies

Note:

$$DirectionalGain = 10 \cdot \log\left[\frac{\sum_{j=1}^{N_{SS}}\left\{\sum_{k=1}^{N_{ANT}} g_{j,k}\right\}^2}{N_{ANT}}\right]$$ =12.91dBi, so limit=30-(12.91-6)=23.09dBm/500kHz.

<For Radio 3 Mode>

For Mode 5:

Configuration IEEE 802.11a / Chain 5

Channel	Frequency	Power Density (dBm/MHz)	Max. Limit (dBm/MHz)	Result
36	5180 MHz	5.06	17.00	Complies
40	5200 MHz	7.93	17.00	Complies
48	5240 MHz	3.58	17.00	Complies

Channel	Frequency	Power Density (dBm/MHz)	10log(500kHz/RBW) Factor (dB)	Power Density (dBm/500kHz)	Power Density Limit (dBm/500kHz)	Result
149	5745 MHz	7.58	-3.01	4.57	30.00	Complies
157	5785 MHz	7.26	-3.01	4.25	30.00	Complies
165	5825 MHz	6.46	-3.01	3.45	30.00	Complies

Configuration IEEE 802.11ac MCS0/Nss1 VHT20 / Chain 5

Channel	Frequency	Power Density (dBm/MHz)	Max. Limit (dBm/MHz)	Result
36	5180 MHz	5.69	17.00	Complies
40	5200 MHz	8.26	17.00	Complies
48	5240 MHz	2.55	17.00	Complies

Channel	Frequency	Power Density (dBm/MHz)	10log(500kHz/RBW) Factor (dB)	Power Density (dBm/500kHz)	Power Density Limit (dBm/500kHz)	Result
149	5745 MHz	6.92	-3.01	3.91	30.00	Complies
157	5785 MHz	6.88	-3.01	3.87	30.00	Complies
165	5825 MHz	6.84	-3.01	3.83	30.00	Complies

Configuration IEEE 802.11ac MCS0/Nss1 VHT40 / Chain 5

Channel	Frequency	Power Density (dBm/MHz)	Max. Limit (dBm/MHz)	Result
38	5190 MHz	-3.34	17.00	Complies
46	5230 MHz	0.87	17.00	Complies

Channel	Frequency	Power Density (dBm/MHz)	10log(500kHz/RBW) Factor (dB)	Power Density (dBm/500kHz)	Power Density Limit (dBm/500kHz)	Result
151	5755 MHz	3.92	-3.01	0.91	30.00	Complies
159	5795 MHz	4.85	-3.01	1.84	30.00	Complies

Configuration IEEE 802.11ac MCS0/Nss1 VHT80 / Chain 5

Channel	Frequency	Power Density (dBm/MHz)	Max. Limit (dBm/MHz)	Result
42	5210 MHz	-8.32	17.00	Complies

Channel	Frequency	Power Density (dBm/MHz)	10log(500kHz/RBW) Factor (dB)	Power Density (dBm/500kHz)	Power Density Limit (dBm/500kHz)	Result
155	5775 MHz	-0.78	-3.01	-3.79	30.00	Complies

Note: All the test values were listed in the report.

For plots, only the channel with worse result was shown.

<For Radio 2 Non-beamforming Mode>

For Mode 1:

Power Density Plot on Configuration IEEE 802.11a / Chain 1 + Chain 2 + Chain 3 + Chain 4 / 5180 MHz

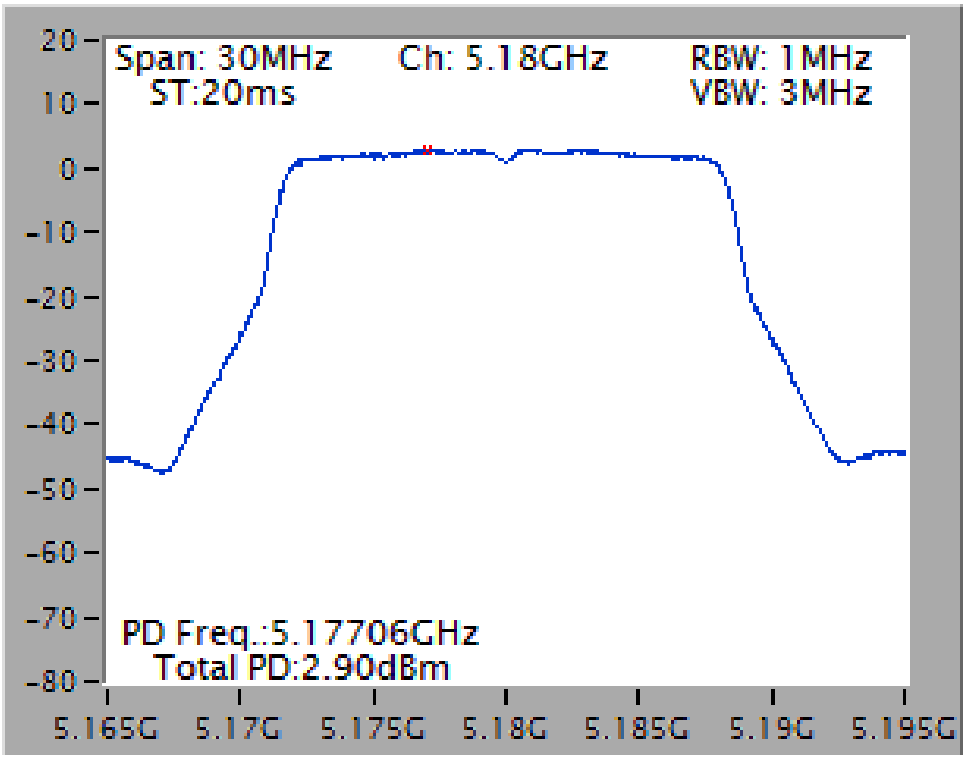

Power Density Plot on Configuration IEEE 802.11a / Chain 1 + Chain 2 + Chain 3 + Chain 4 / 5785 MHz

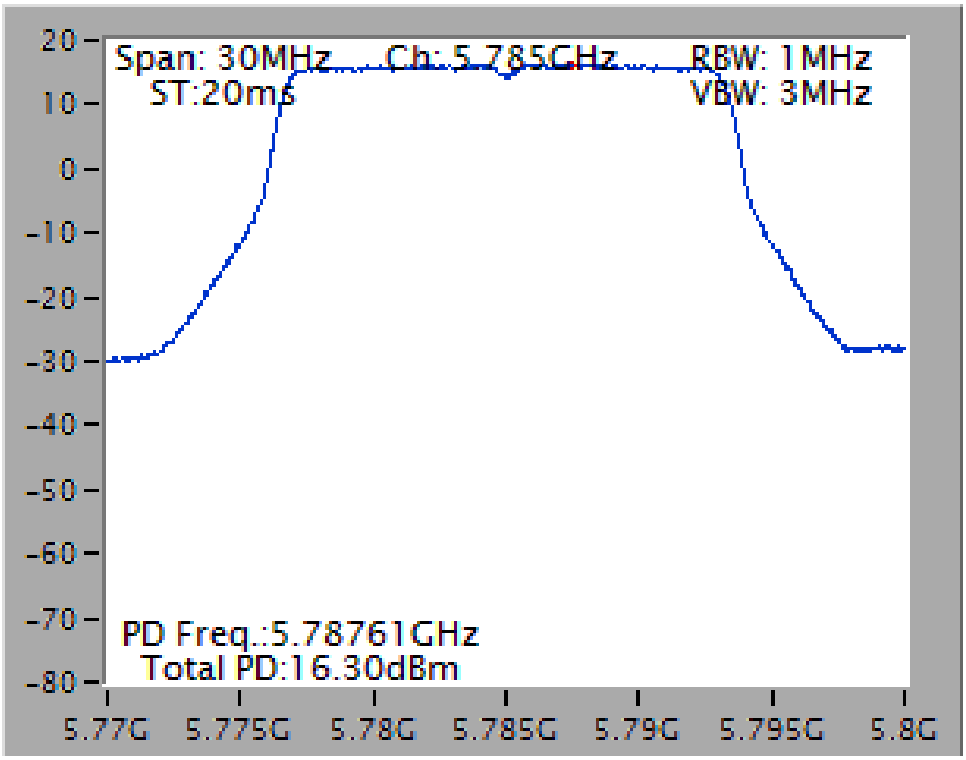

Power Density Plot on Configuration IEEE 802.11ac MCS0/Nss1 VHT20 / Chain 1 + Chain 2 + Chain 3 + Chain 4 / 5240 MHz

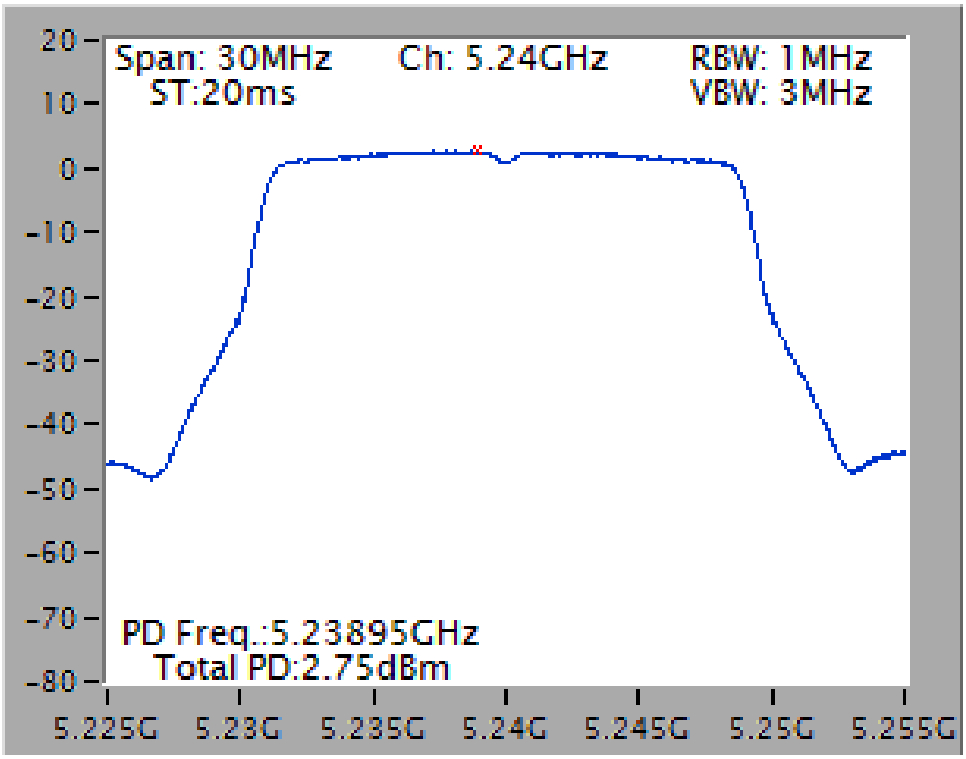

Power Density Plot on Configuration IEEE 802.11ac MCS0/Nss1 VHT20 / Chain 1 + Chain 2 + Chain 3 + Chain 4 / 5745 MHz

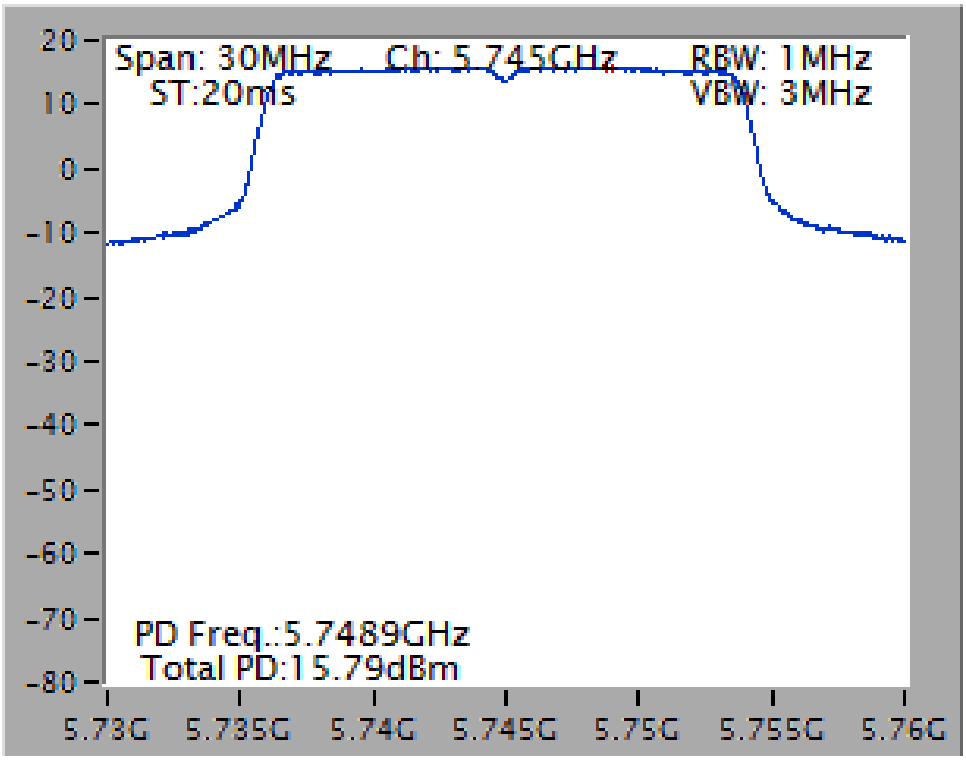

Power Density Plot on Configuration IEEE 802.11ac MCS0/Nss1 VHT40 / Chain 1 + Chain 2 + Chain 3 + Chain 4 / 5230 MHz

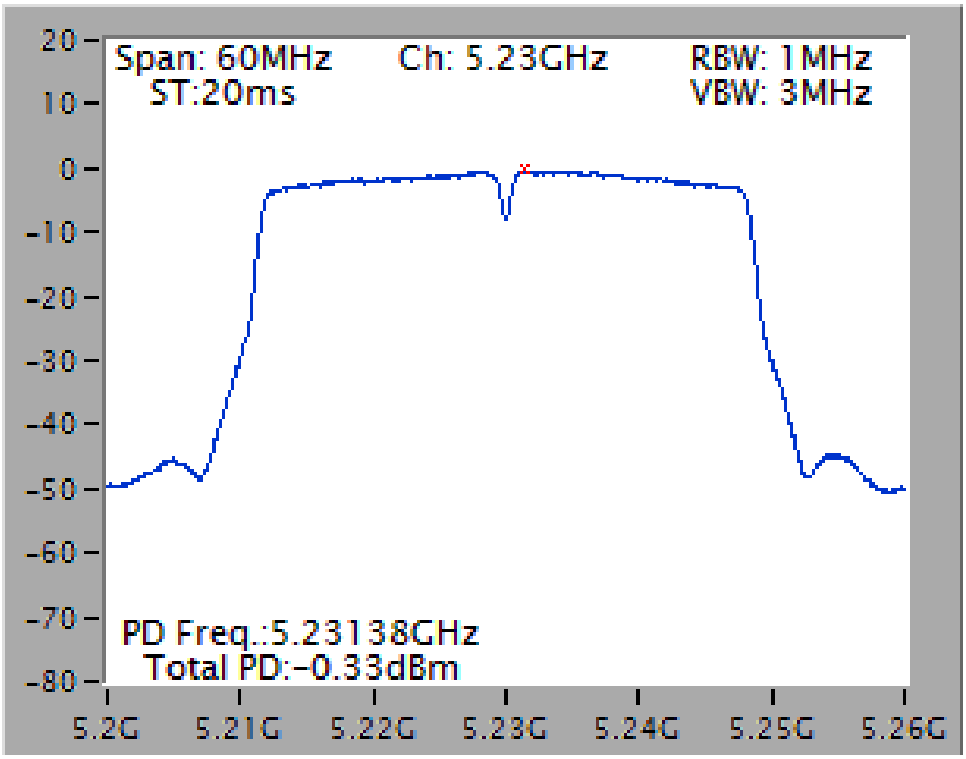

Power Density Plot on Configuration IEEE 802.11ac MCS0/Nss1 VHT40 / Chain 1 + Chain 2 + Chain 3 + Chain 4 / 5795 MHz

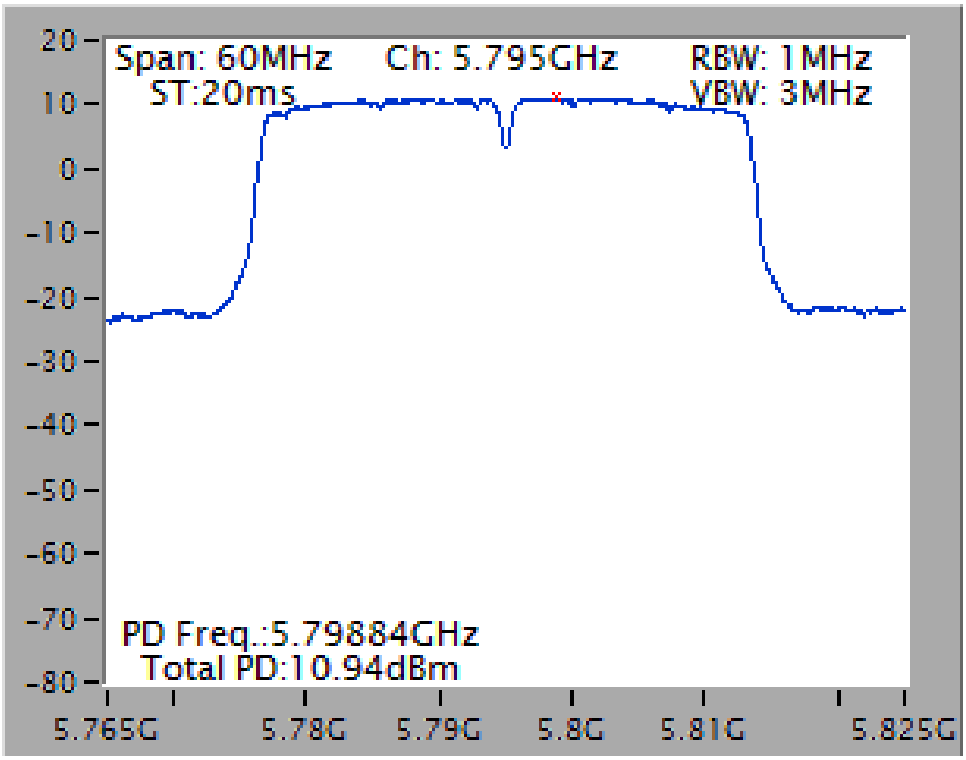

Power Density Plot on Configuration IEEE 802.11ac MCS0/Nss1 VHT80 / Chain 1 + Chain 2 + Chain 3 + Chain 4 / 5210 MHz

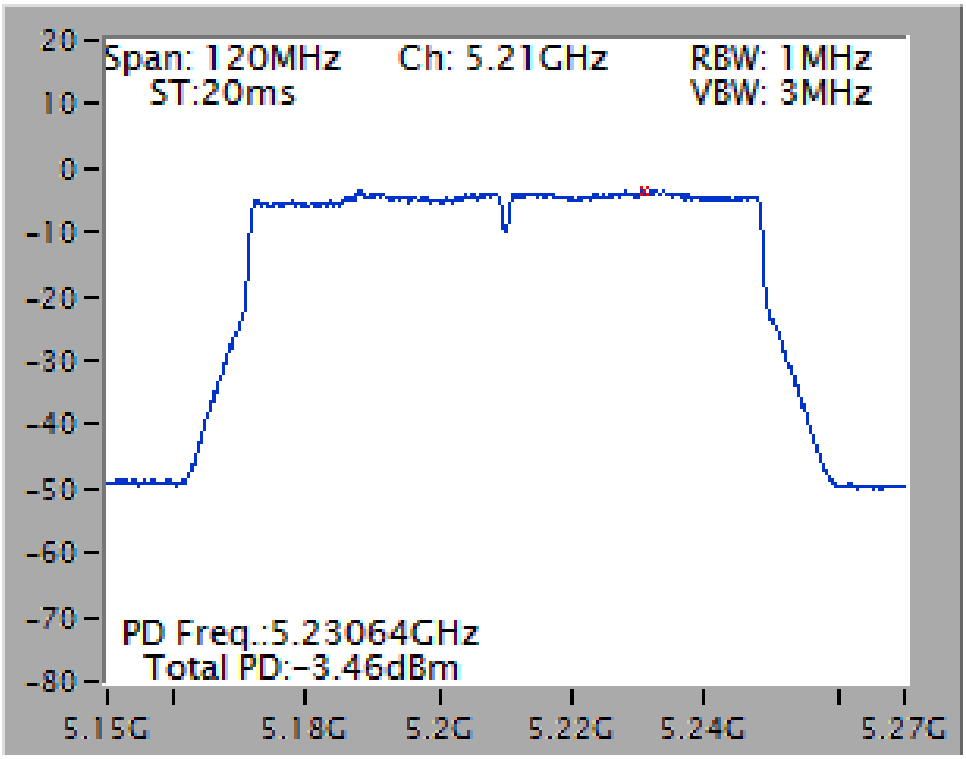

Power Density Plot on Configuration IEEE 802.11ac MCS0/Nss1 VHT80 / Chain 1 + Chain 2 + Chain 3 + Chain 4 / 5775 MHz

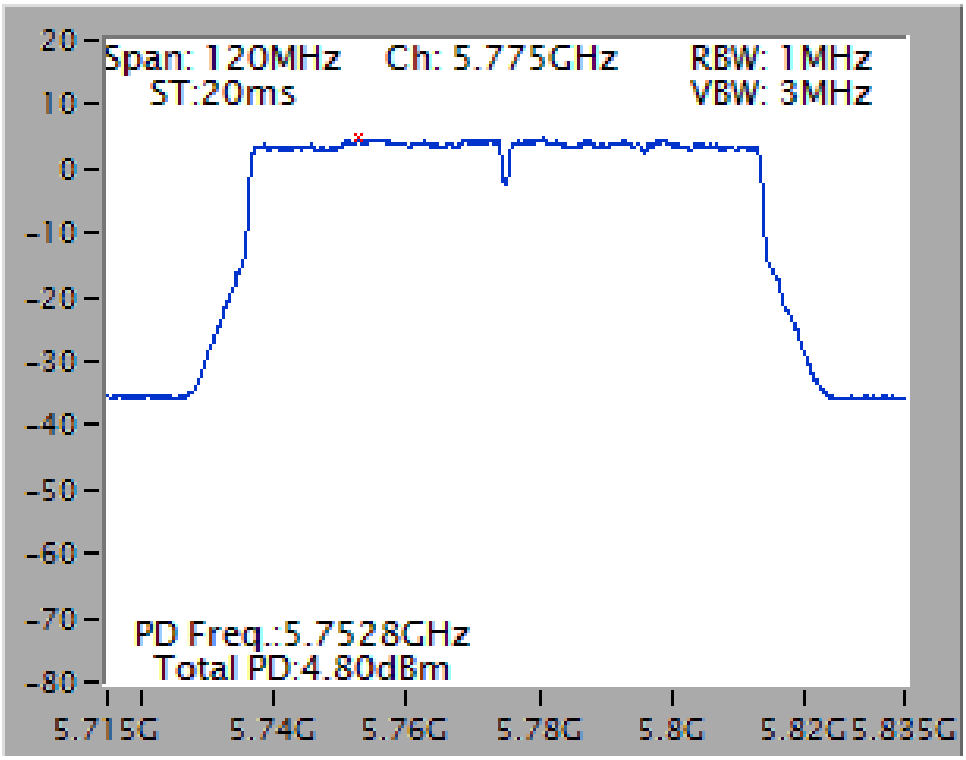

Power Density Plot on Configuration IEEE 802.11ac MCS0/Nss4 VHT20 / Chain 1 + Chain 2 + Chain 3 + Chain 4 / 5240 MHz

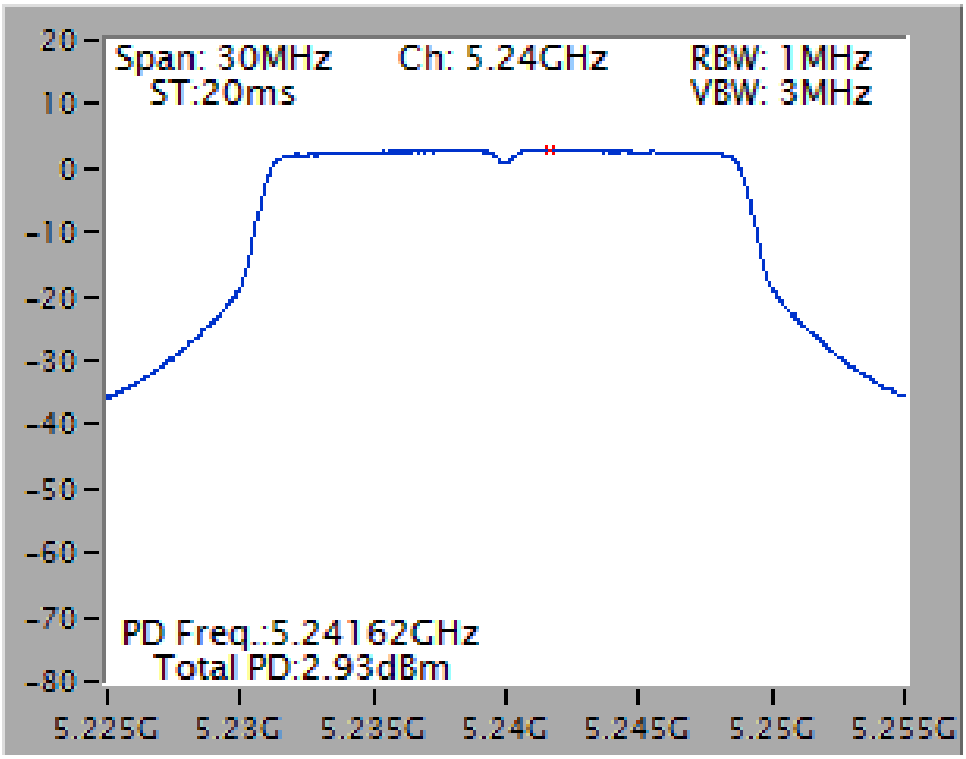

Power Density Plot on Configuration IEEE 802.11ac MCS0/Nss4 VHT20 / Chain 1 + Chain 2 + Chain 3 + Chain 4 / 5825 MHz

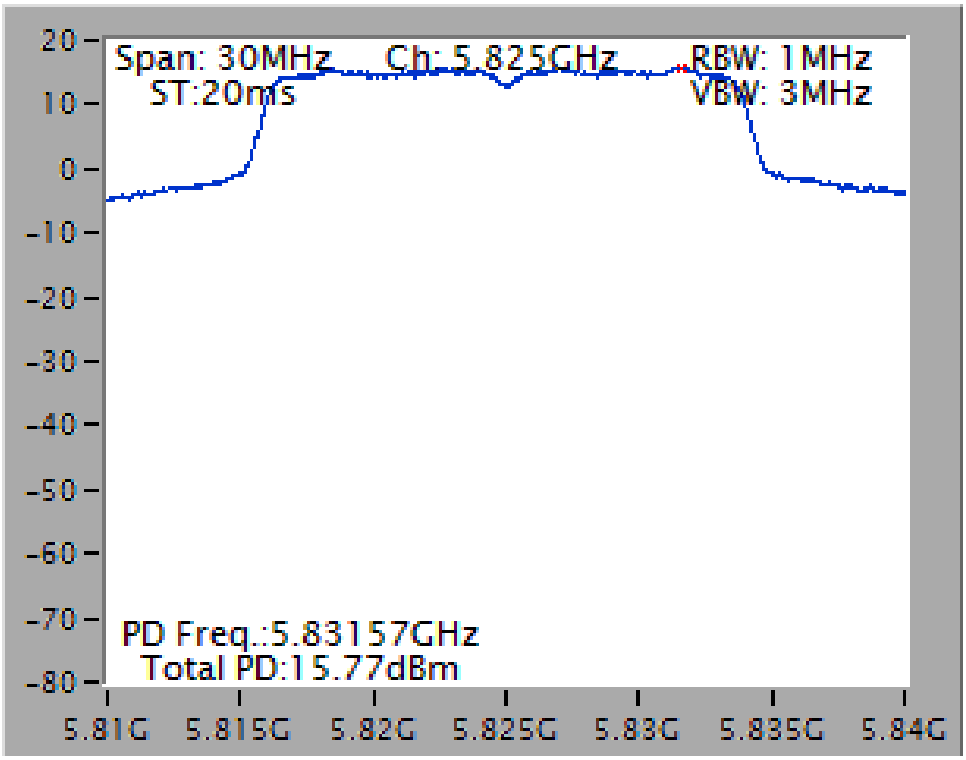

Power Density Plot on Configuration IEEE 802.11ac MCS0/Nss4 VHT40 / Chain 1 + Chain 2 + Chain 3 + Chain 4 / 5190 MHz

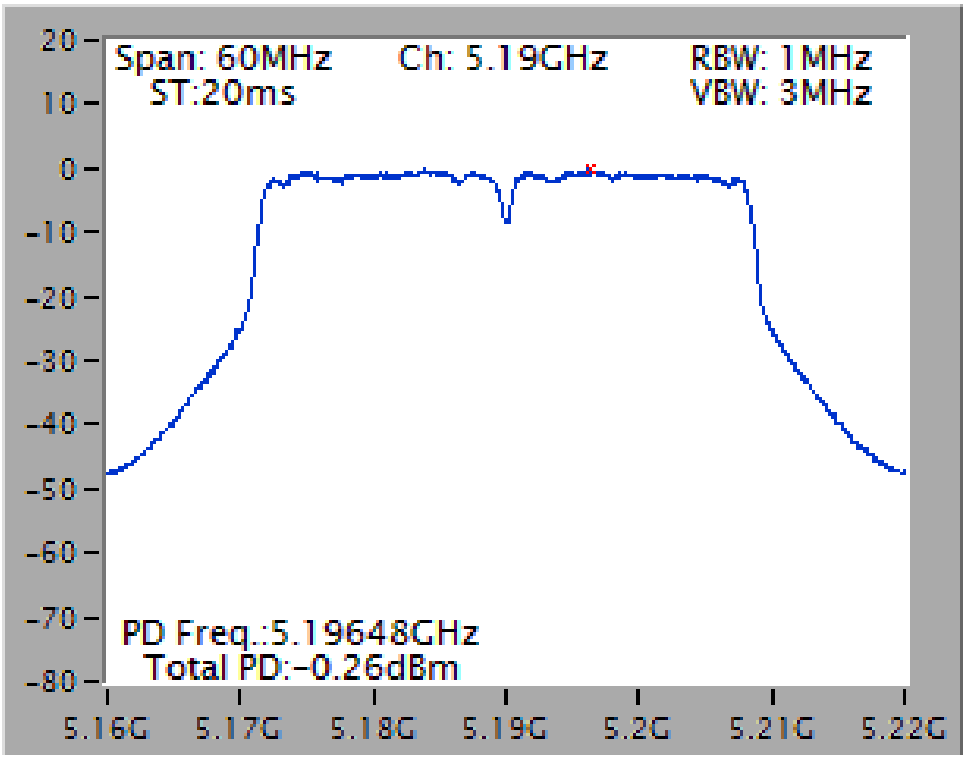

Power Density Plot on Configuration IEEE 802.11ac MCS0/Nss4 VHT40 / Chain 1 + Chain 2 + Chain 3 + Chain 4 / 5795 MHz

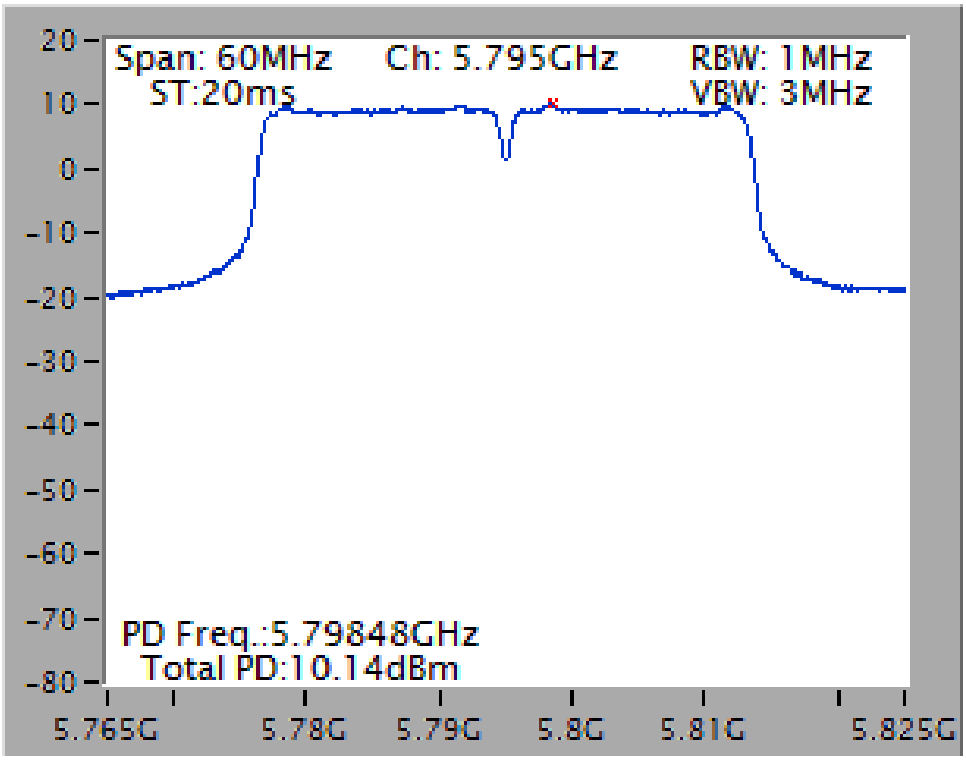

Power Density Plot on Configuration IEEE 802.11ac MCS0/Nss4 VHT80 / Chain 1 + Chain 2 + Chain 3 + Chain 4 / 5210 MHz

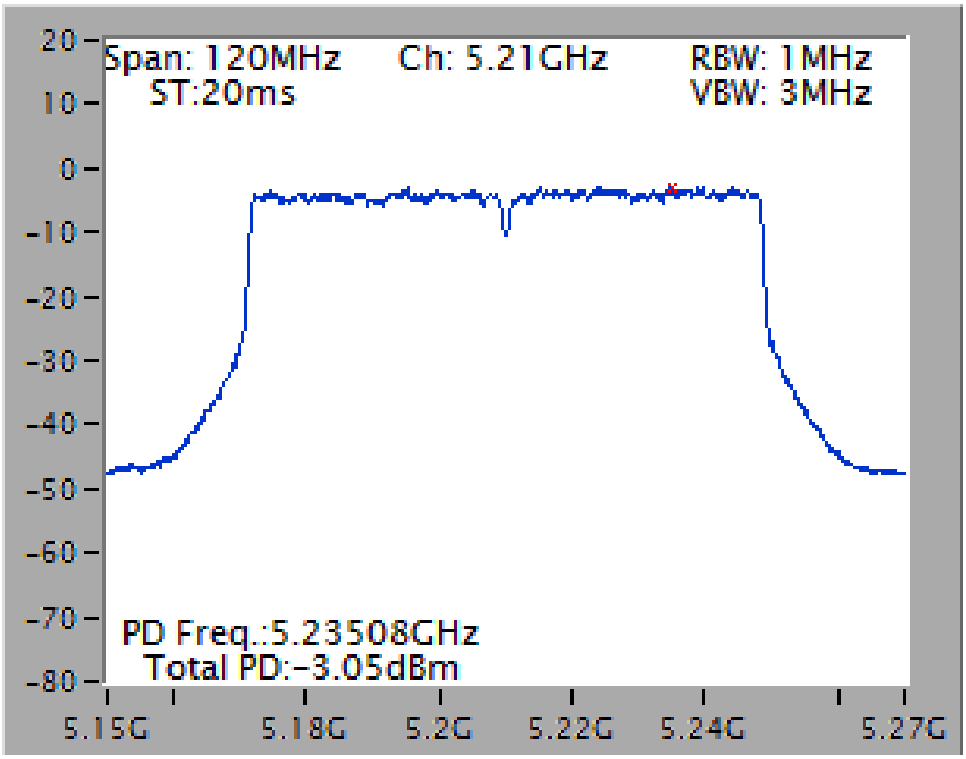

Power Density Plot on Configuration IEEE 802.11ac MCS0/Nss4 VHT80 / Chain 1 + Chain 2 + Chain 3 + Chain 4 / 5775 MHz

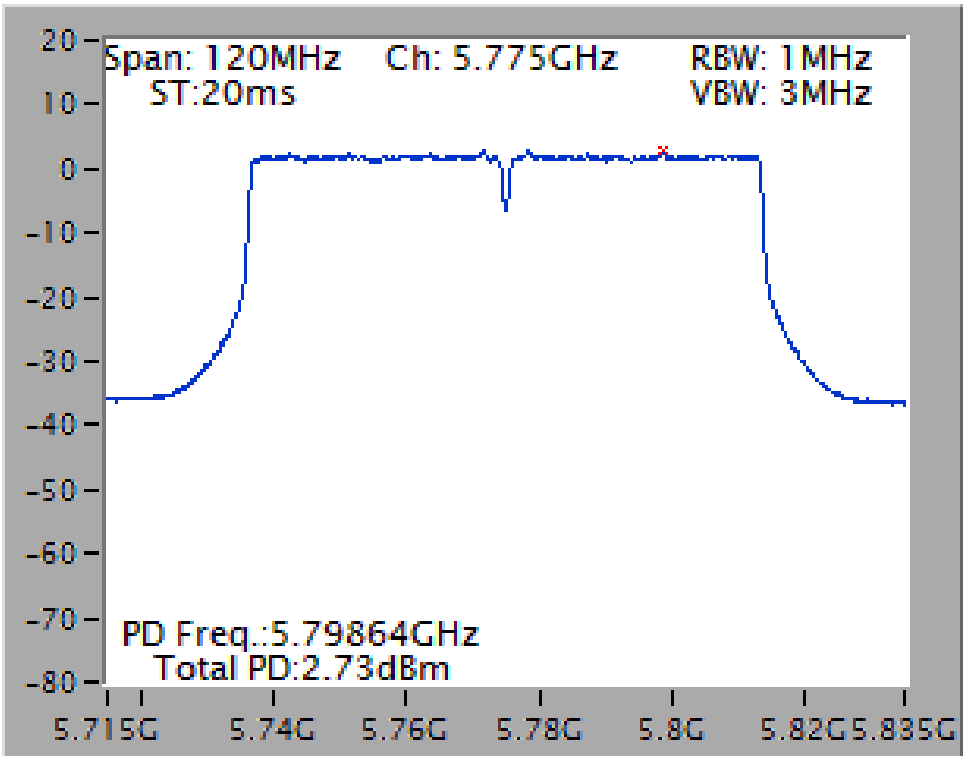

For 802.11ac MCS0/Nss2 VHT80+80 Mode

Type 1

Power Density Plot on Chain 1 + Chain 2 / 5210 MHz

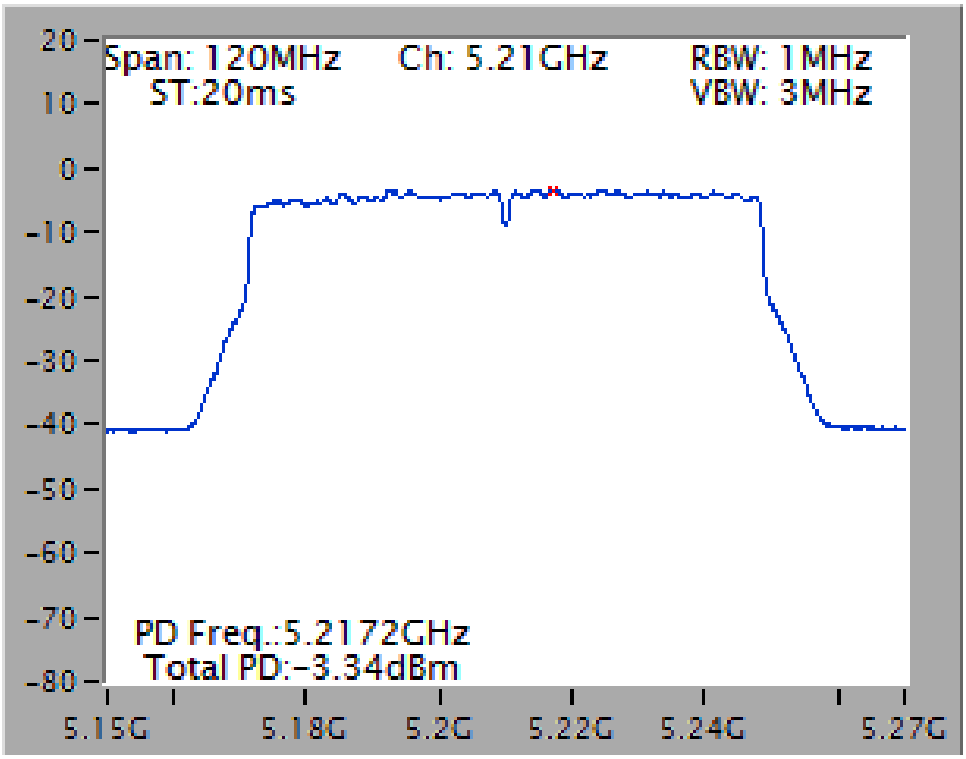

Power Density Plot on Chain 3 + Chain 4 / 5775 MHz

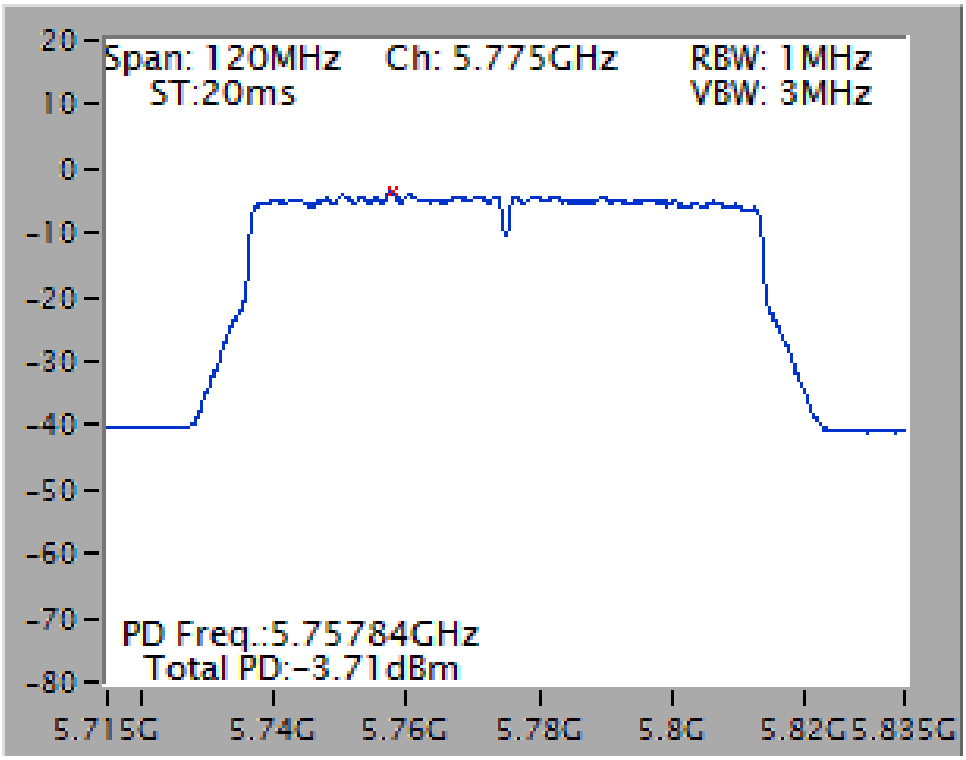

For Mode 2:

Power Density Plot on Configuration IEEE 802.11a / Chain 1 + Chain 2 + Chain 3 + Chain 4 / 5180 MHz

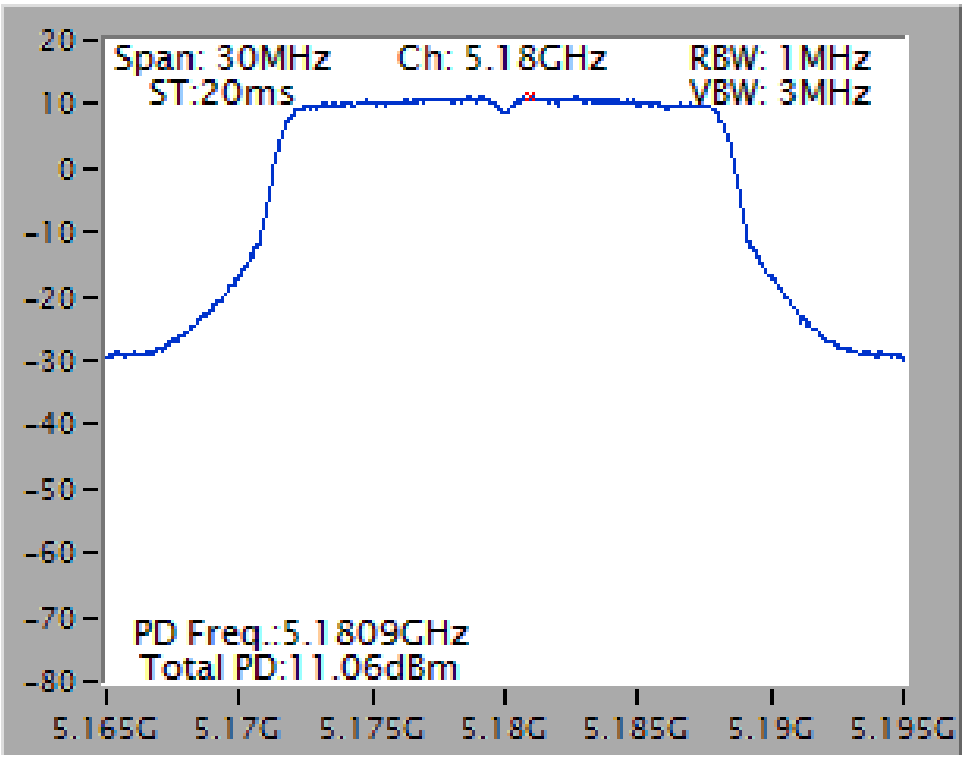

Power Density Plot on Configuration IEEE 802.11a / Chain 1 + Chain 2 + Chain 3 + Chain 4 / 5785 MHz

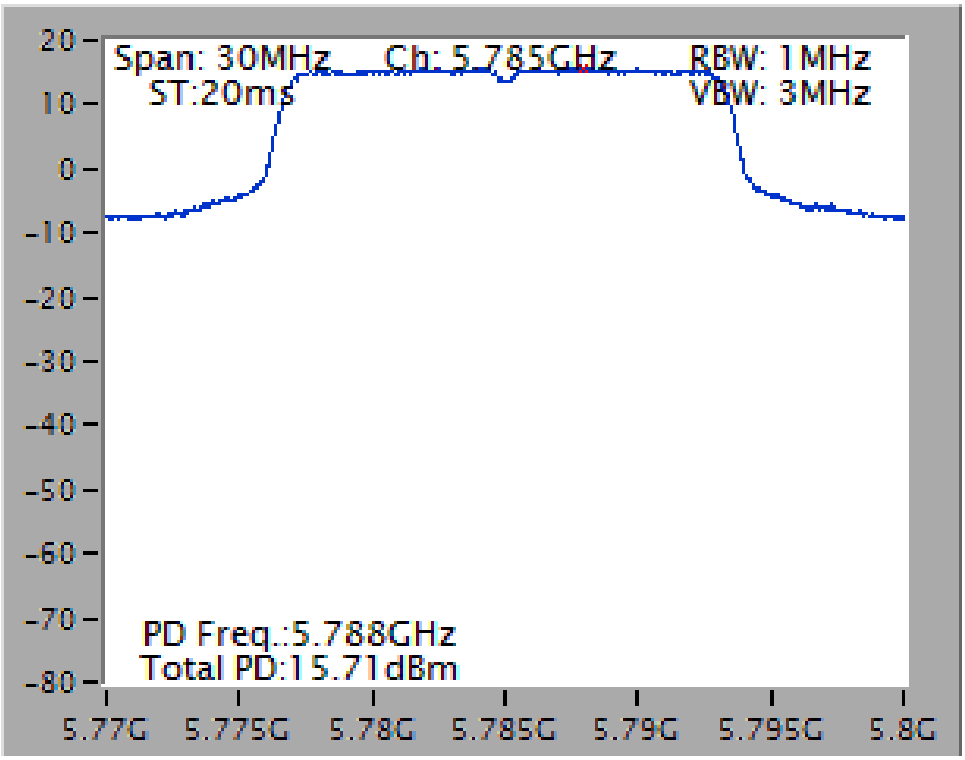

Power Density Plot on Configuration IEEE 802.11ac MCS0/Nss1 VHT20 / Chain 1 + Chain 2 + Chain 3 + Chain 4 / 5180 MHz

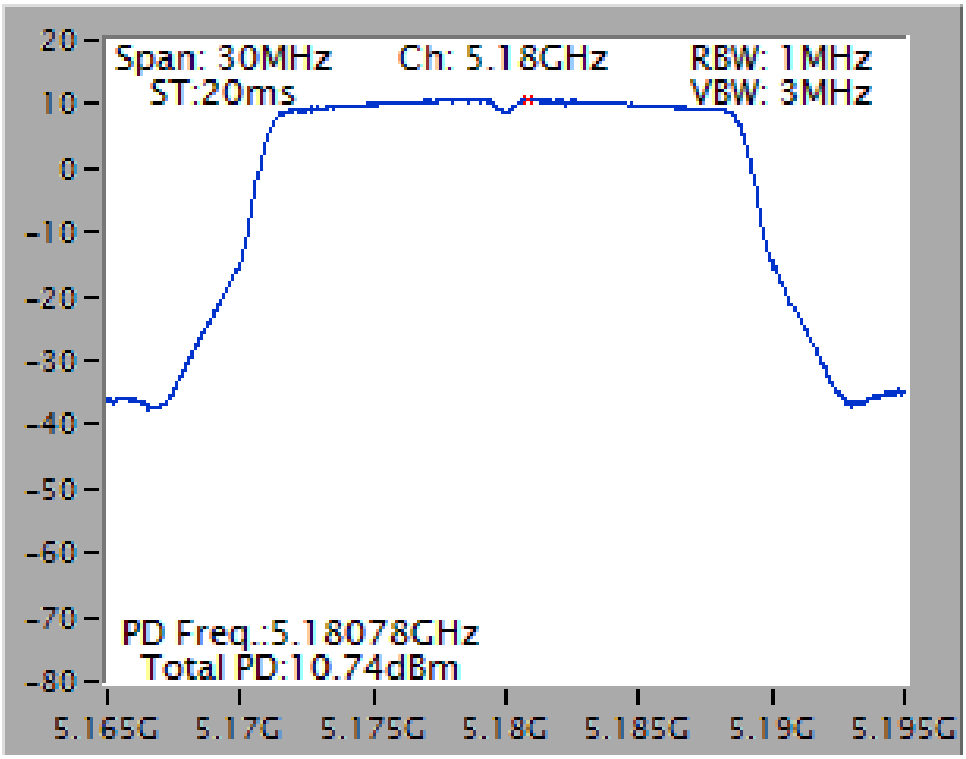

Power Density Plot on Configuration IEEE 802.11ac MCS0/Nss1 VHT20 / Chain 1 + Chain 2 + Chain 3 + Chain 4 / 5785 MHz

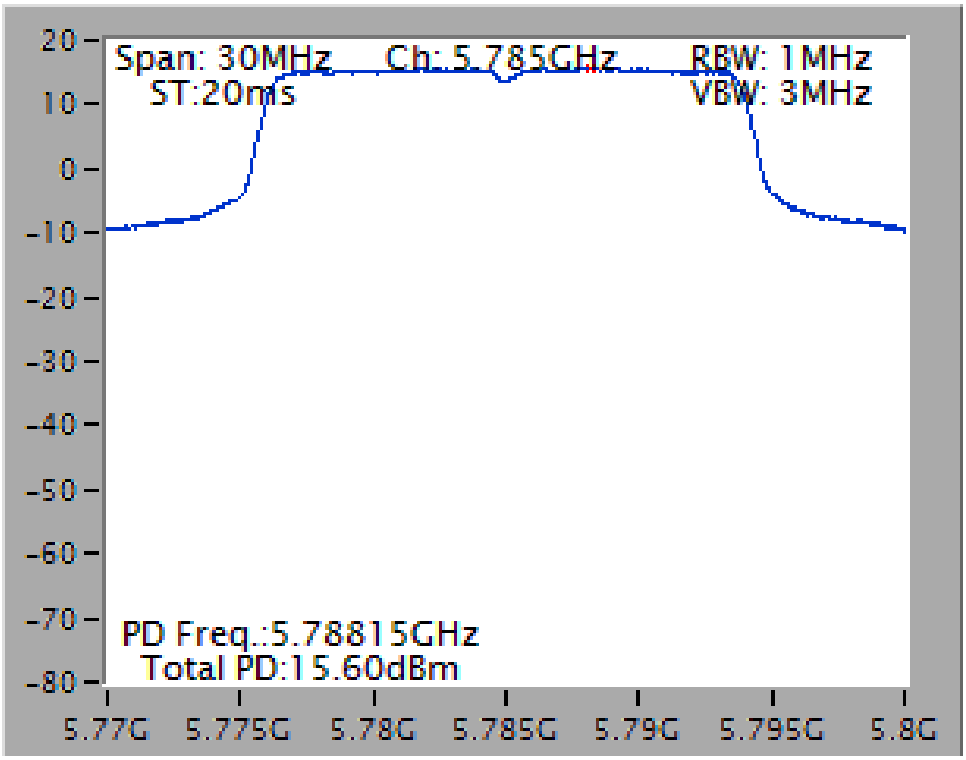

Power Density Plot on Configuration IEEE 802.11ac MCS0/Nss1 VHT40 / Chain 1 + Chain 2 + Chain 3 + Chain 4 / 5230 MHz

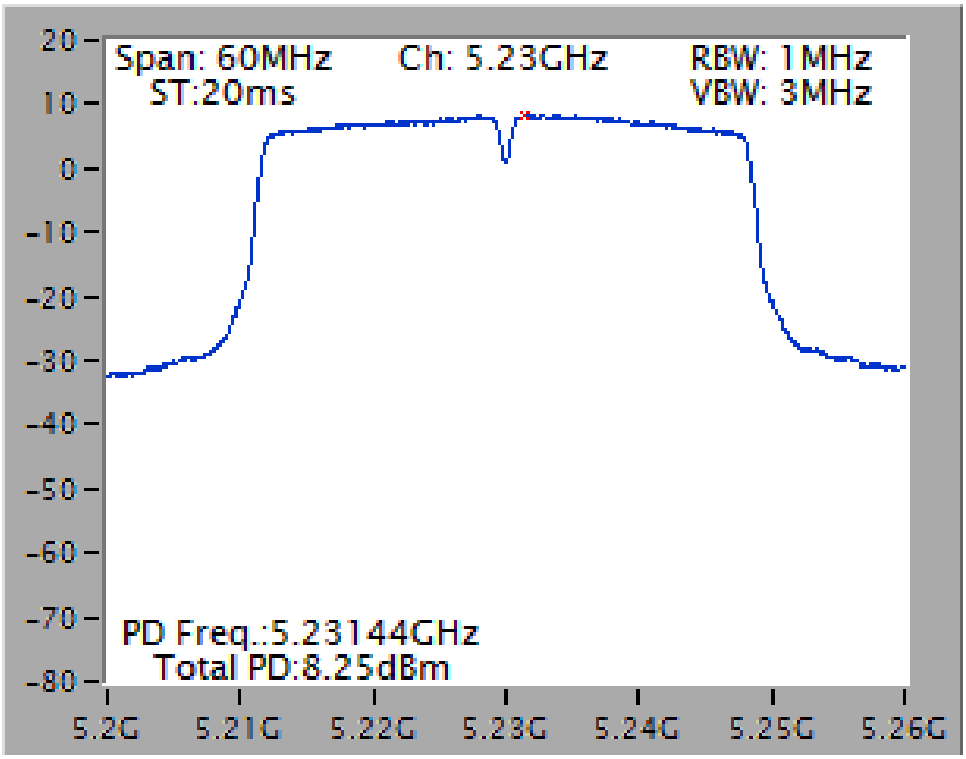

Power Density Plot on Configuration IEEE 802.11ac MCS0/Nss1 VHT40 / Chain 1 + Chain 2 + Chain 3 + Chain 4 / 5755 MHz

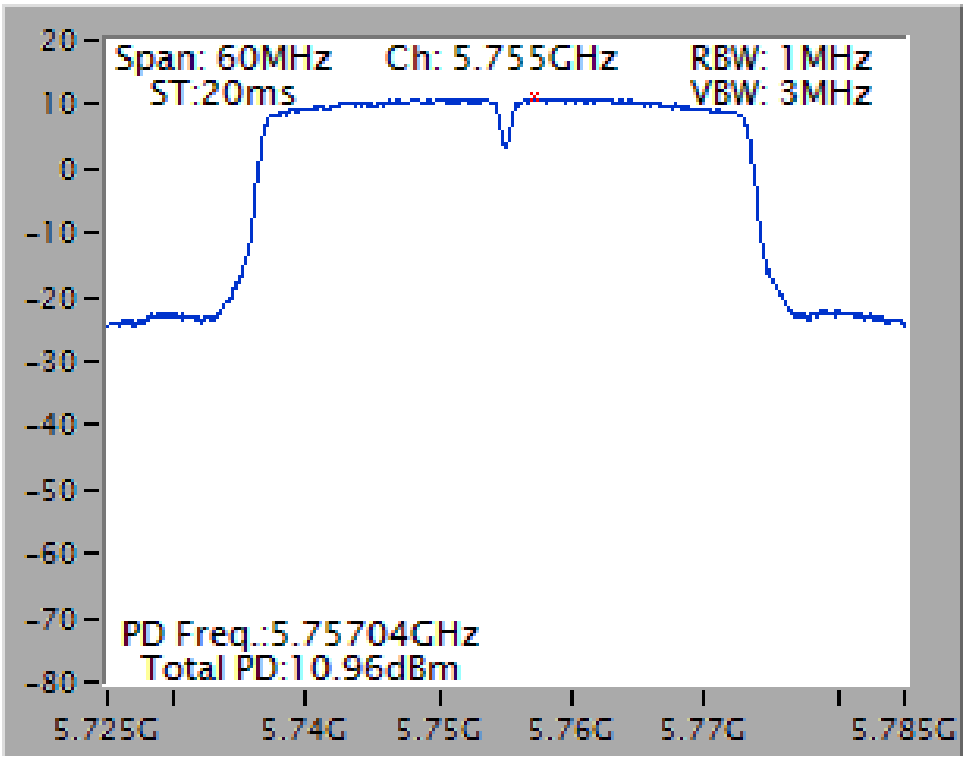

Power Density Plot on Configuration IEEE 802.11ac MCS0/Nss1 VHT80 / Chain 1 + Chain 2 + Chain 3 + Chain 4 / 5210 MHz

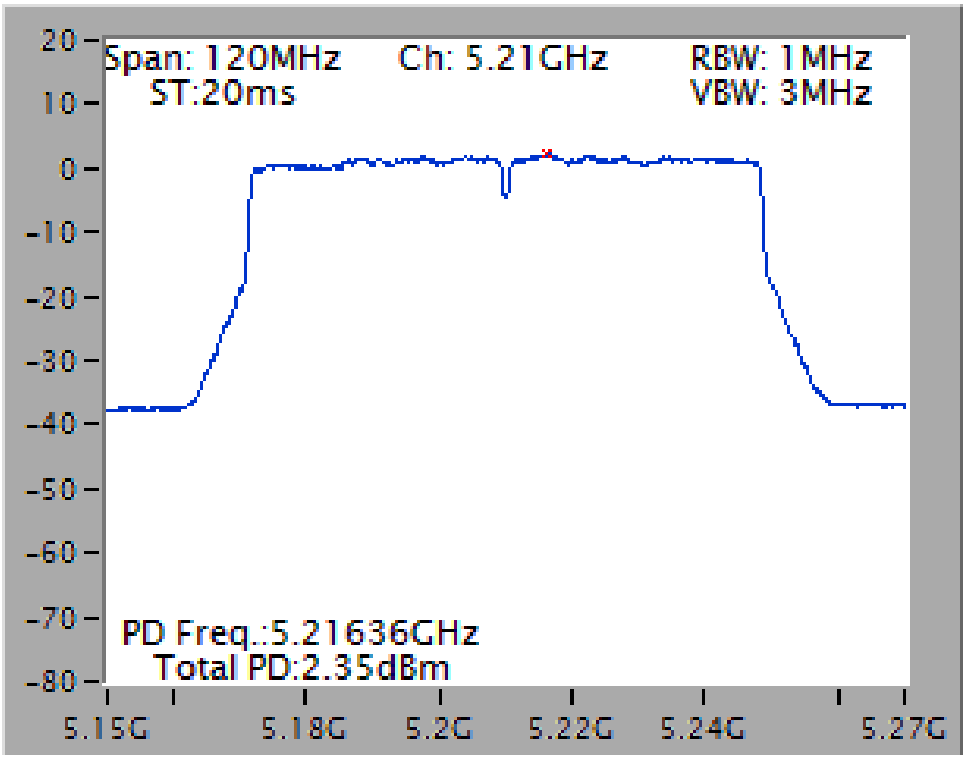

Power Density Plot on Configuration IEEE 802.11ac MCS0/Nss1 VHT80 / Chain 1 + Chain 2 + Chain 3 + Chain 4 / 5775 MHz

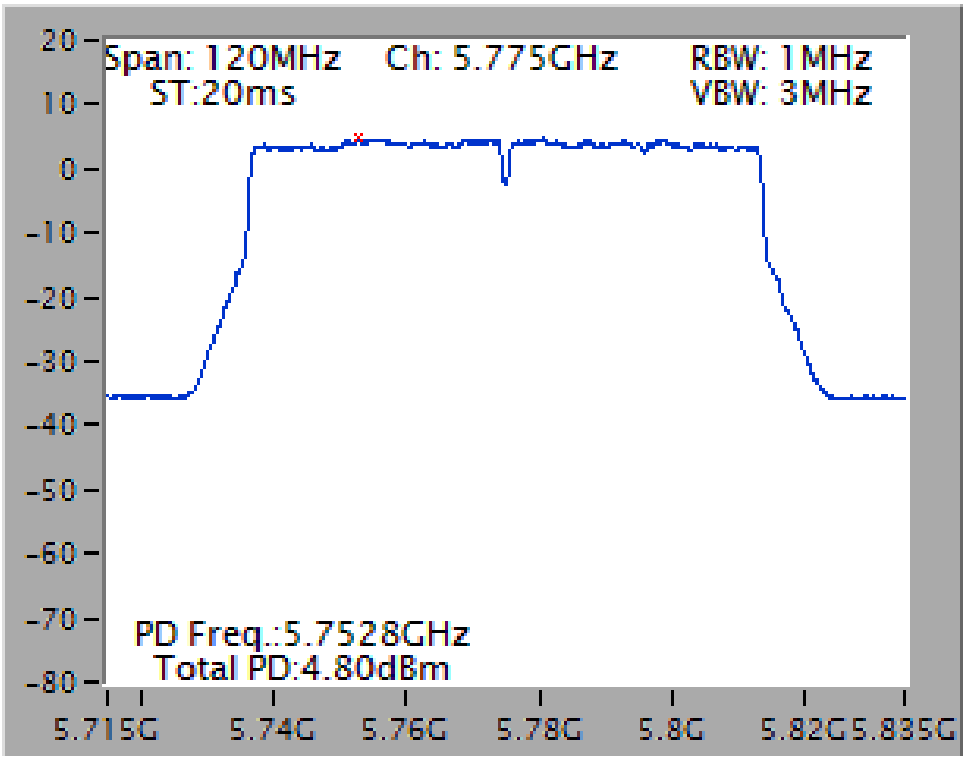

Power Density Plot on Configuration IEEE 802.11ac MCS0/Nss4 VHT20 / Chain 1 + Chain 2 + Chain 3 + Chain 4 / 5200 MHz

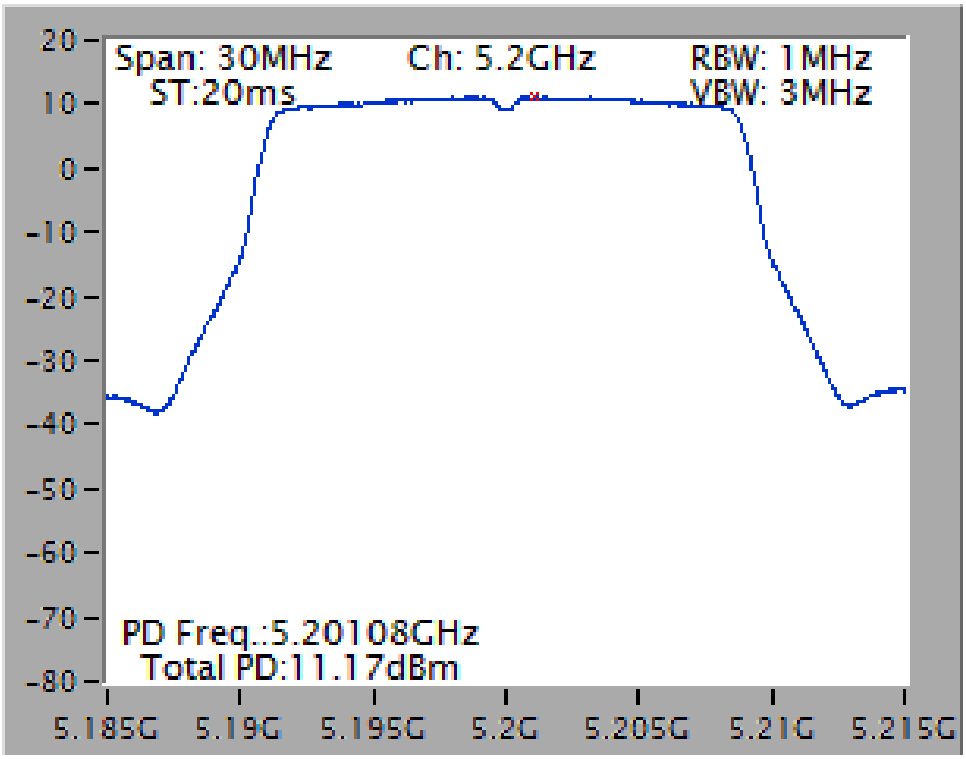

Power Density Plot on Configuration IEEE 802.11ac MCS0/Nss4 VHT20 / Chain 1 + Chain 2 + Chain 3 + Chain 4 / 5745 MHz

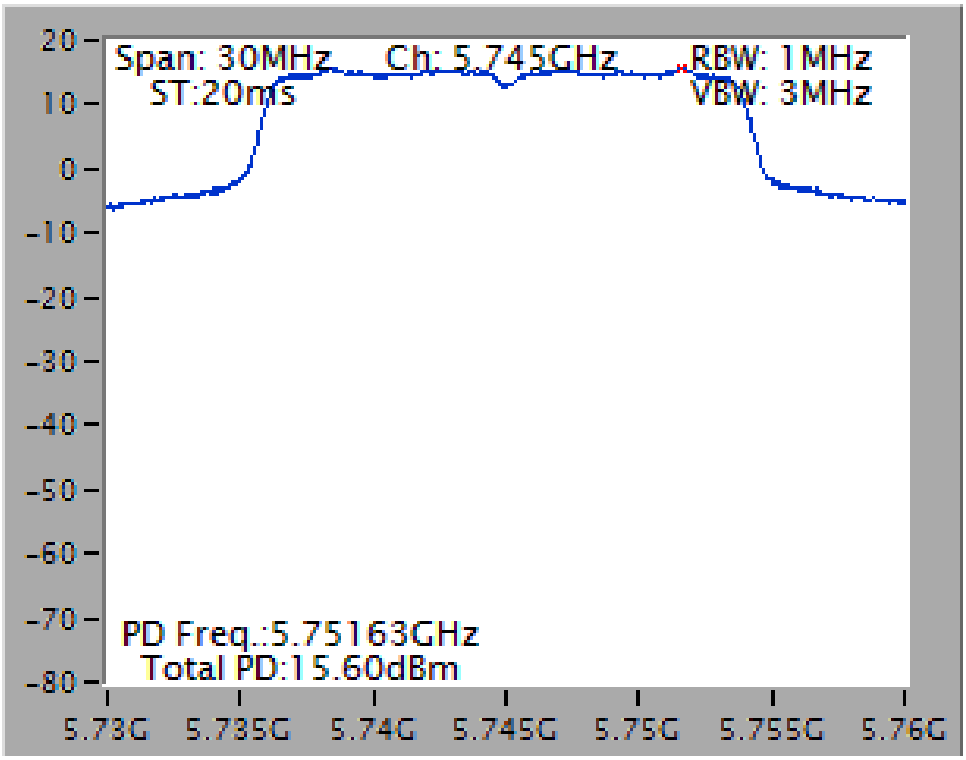

Power Density Plot on Configuration IEEE 802.11ac MCS0/Nss4 VHT40 / Chain 1 + Chain 2 + Chain 3 + Chain 4 / 5230 MHz

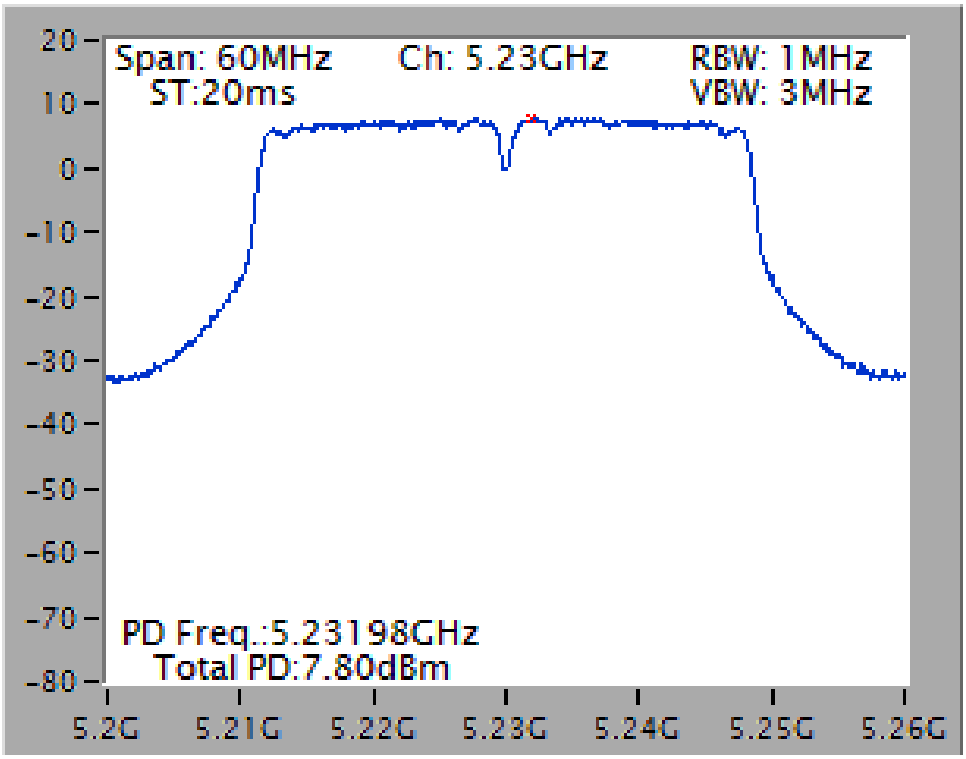

Power Density Plot on Configuration IEEE 802.11ac MCS0/Nss4 VHT40 / Chain 1 + Chain 2 + Chain 3 + Chain 4 / 5795 MHz

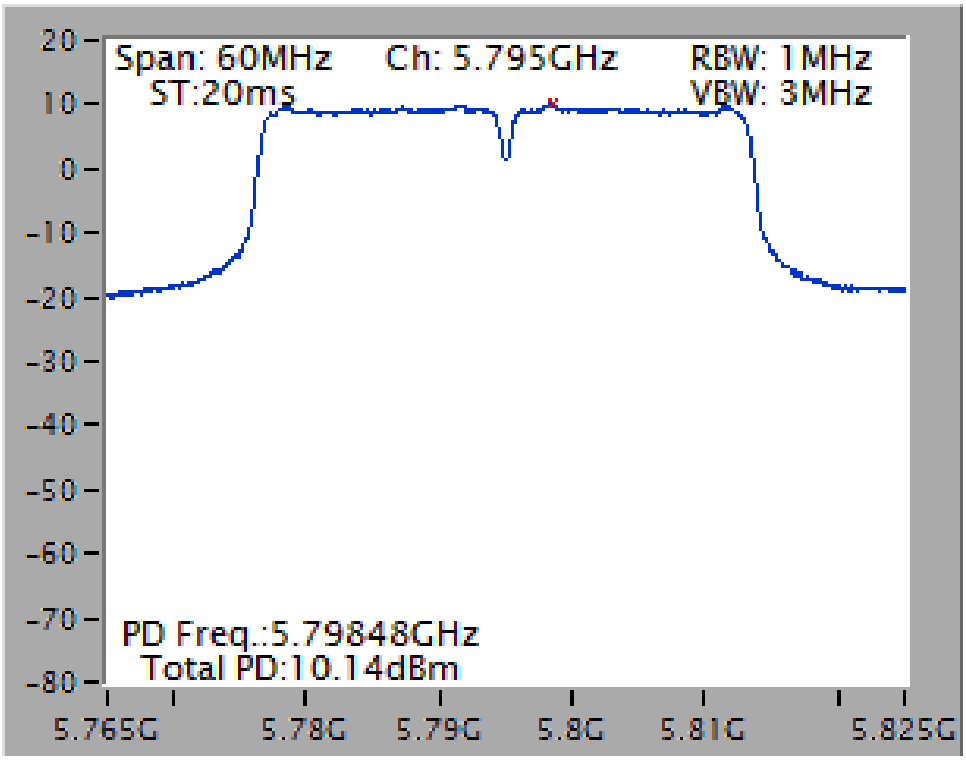

Power Density Plot on Configuration IEEE 802.11ac MCS0/Nss4 VHT80 / Chain 1 + Chain 2 + Chain 3 + Chain 4 / 5210 MHz

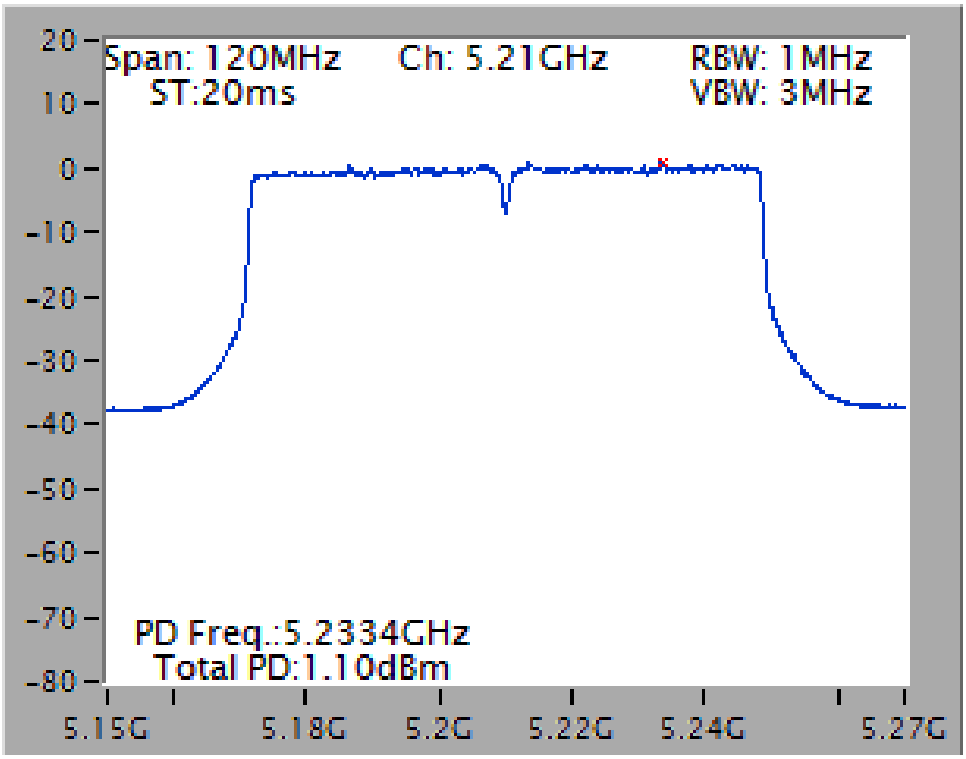

Power Density Plot on Configuration IEEE 802.11ac MCS0/Nss4 VHT80 / Chain 1 + Chain 2 + Chain 3 + Chain 4 / 5775 MHz

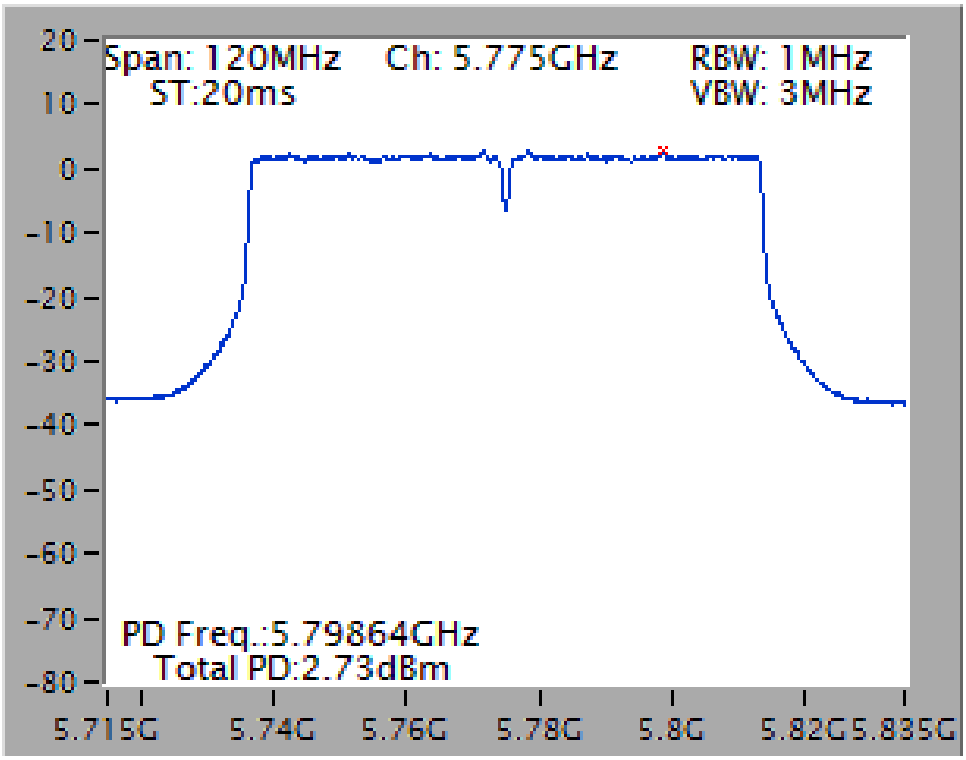

For 802.11ac MCS0/Nss2 VHT80+80 Mode

Type 1

Power Density Plot on Chain 1 + Chain 2 / 5210 MHz

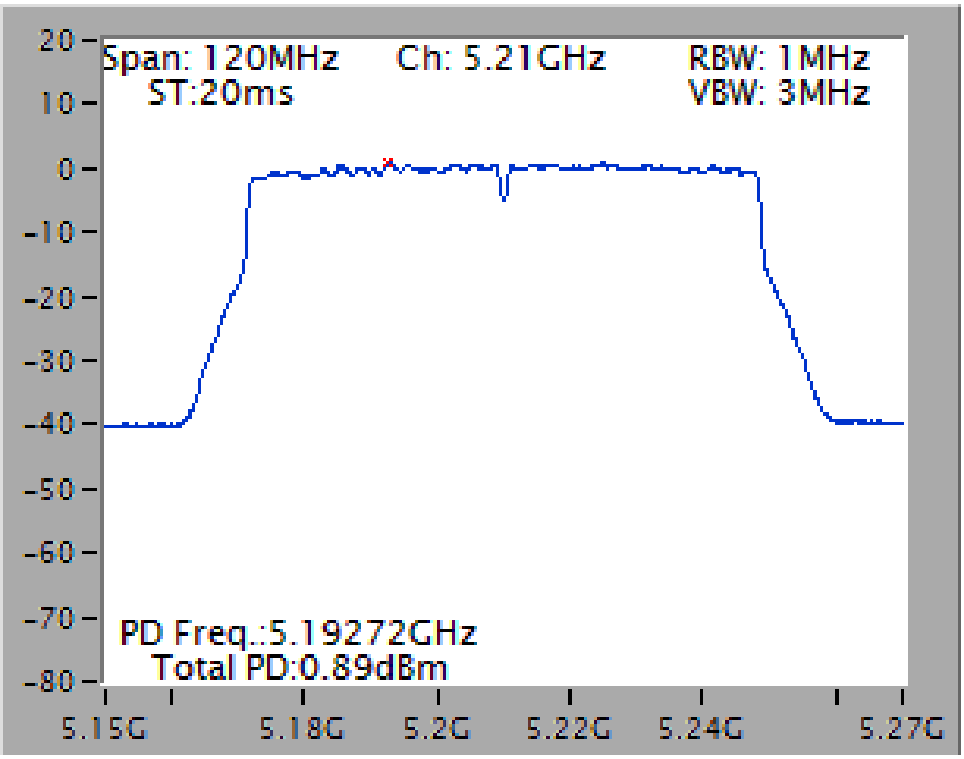

Power Density Plot on Chain 3 + Chain 4 / 5775 MHz

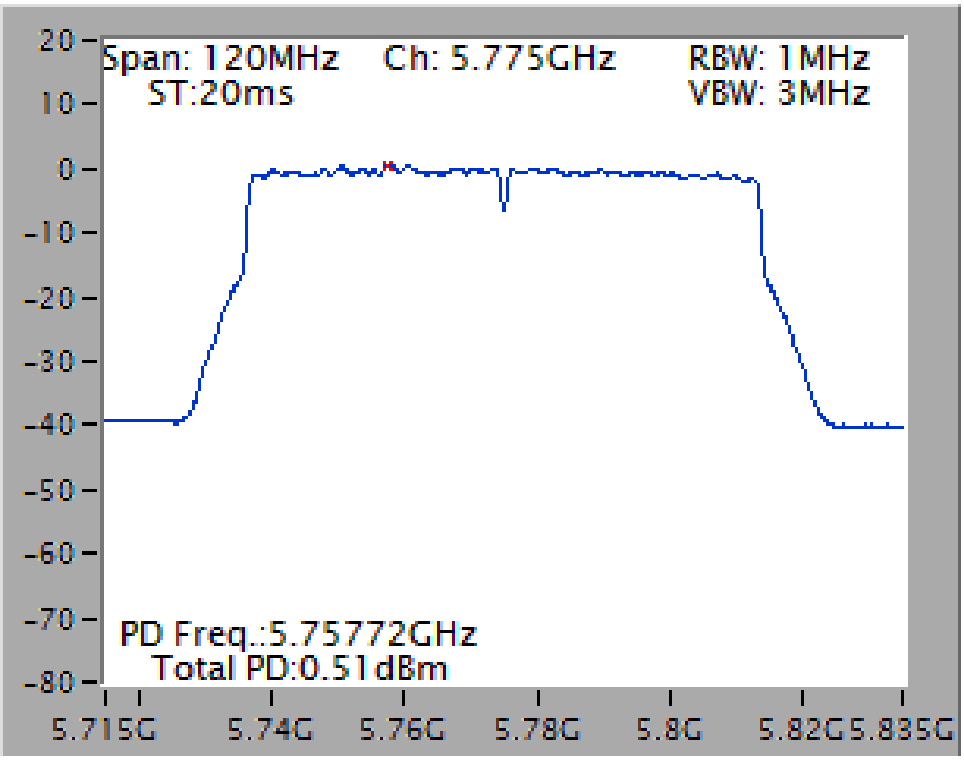

For Mode 3:

Power Density Plot on Configuration IEEE 802.11a / Chain 1 + Chain 2 + Chain 3 + Chain 4 / 5180 MHz

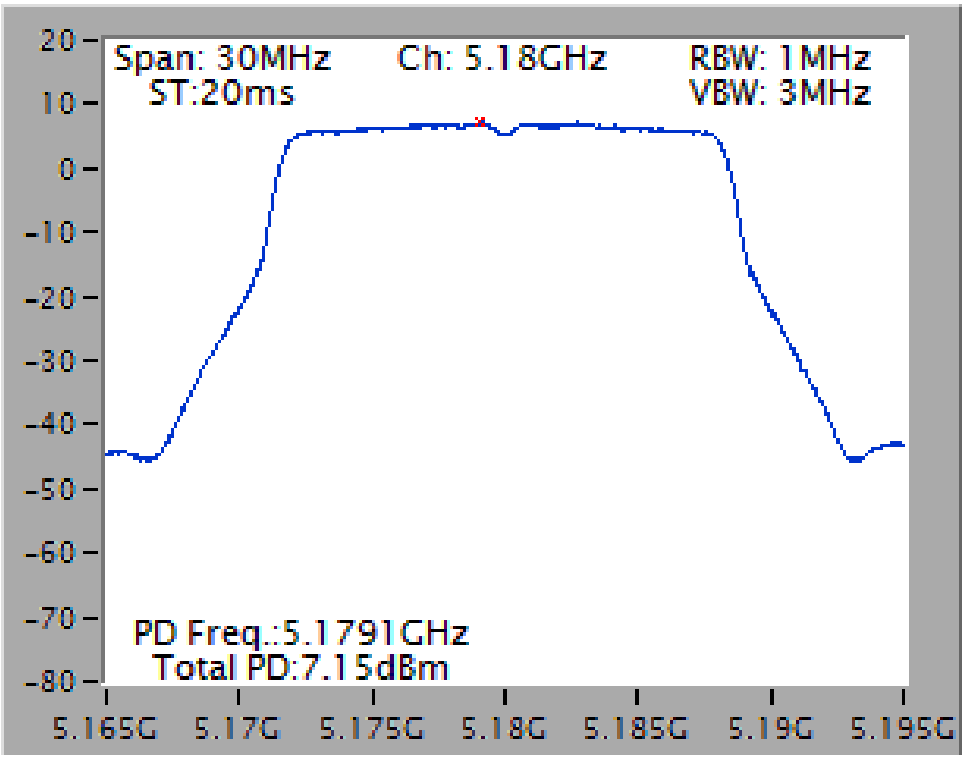

Power Density Plot on Configuration IEEE 802.11a / Chain 1 + Chain 2 + Chain 3 + Chain 4 / 5825 MHz

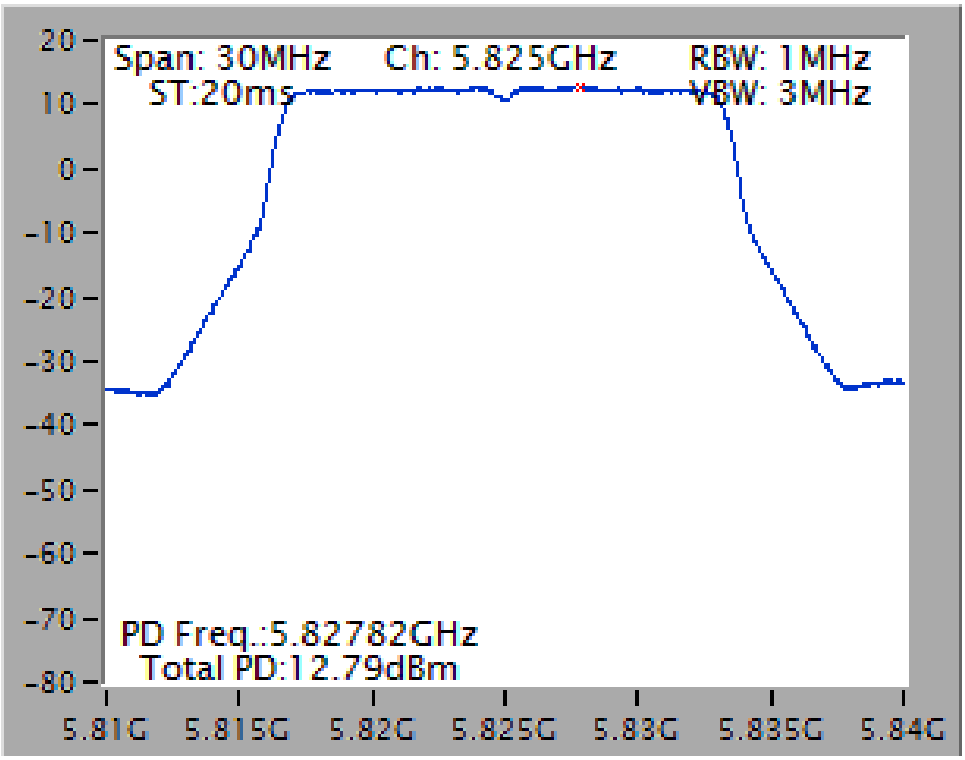

Power Density Plot on Configuration IEEE 802.11ac MCS0/Nss1 VHT20 / Chain 1 + Chain 2 + Chain 3 + Chain 4 / 5240 MHz

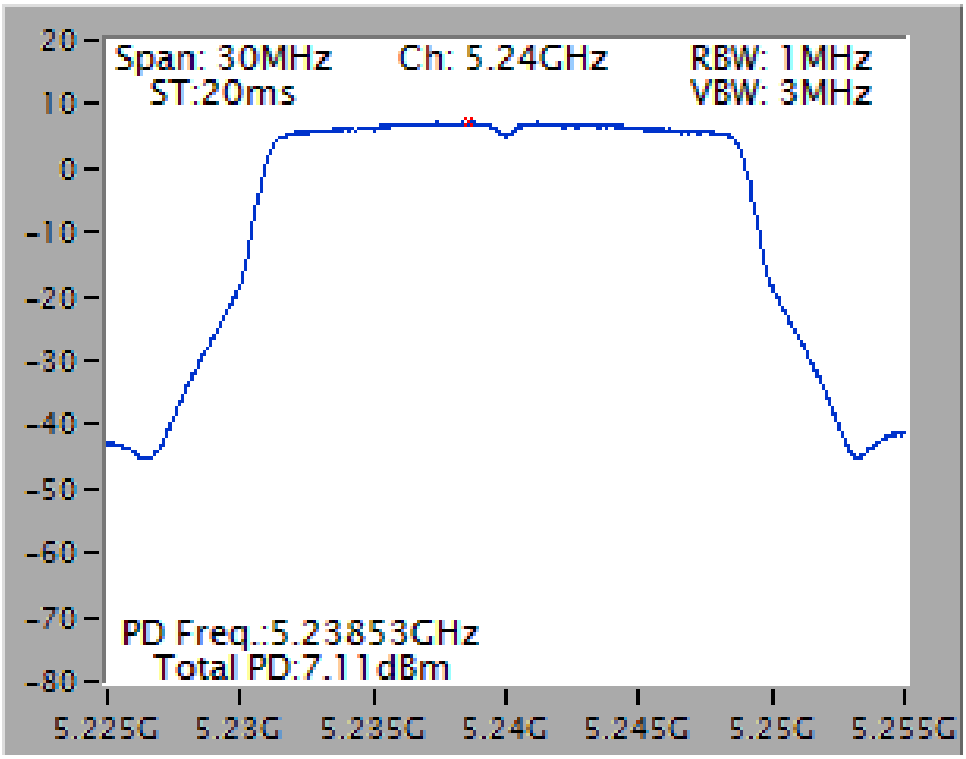

Power Density Plot on Configuration IEEE 802.11ac MCS0/Nss1 VHT20 / Chain 1 + Chain 2 + Chain 3 + Chain 4 / 5785 MHz

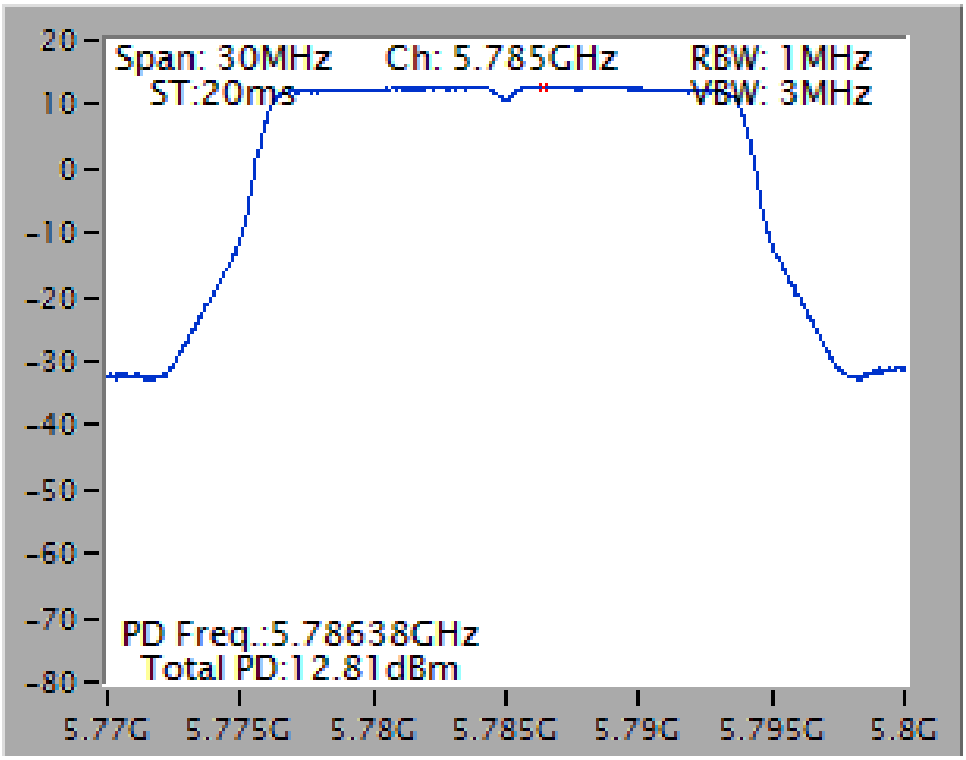

Power Density Plot on Configuration IEEE 802.11ac MCS0/Nss1 VHT40 / Chain 1 + Chain 2 + Chain 3 + Chain 4 / 5190 MHz

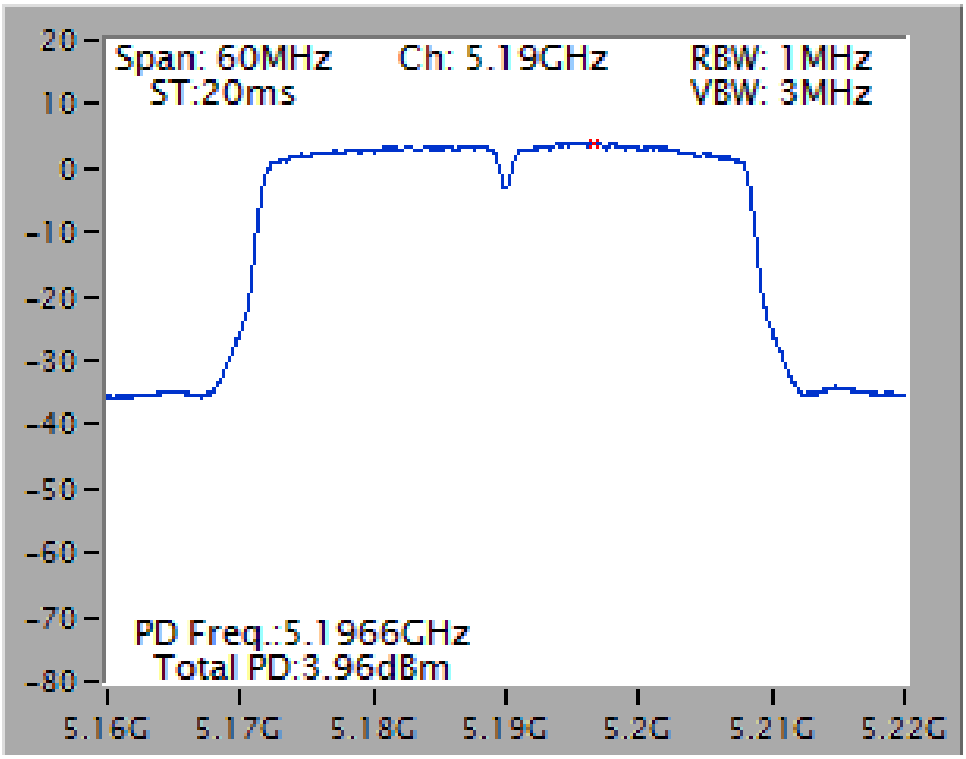

Power Density Plot on Configuration IEEE 802.11ac MCS0/Nss1 VHT40 / Chain 1 + Chain 2 + Chain 3 + Chain 4 / 5755 MHz

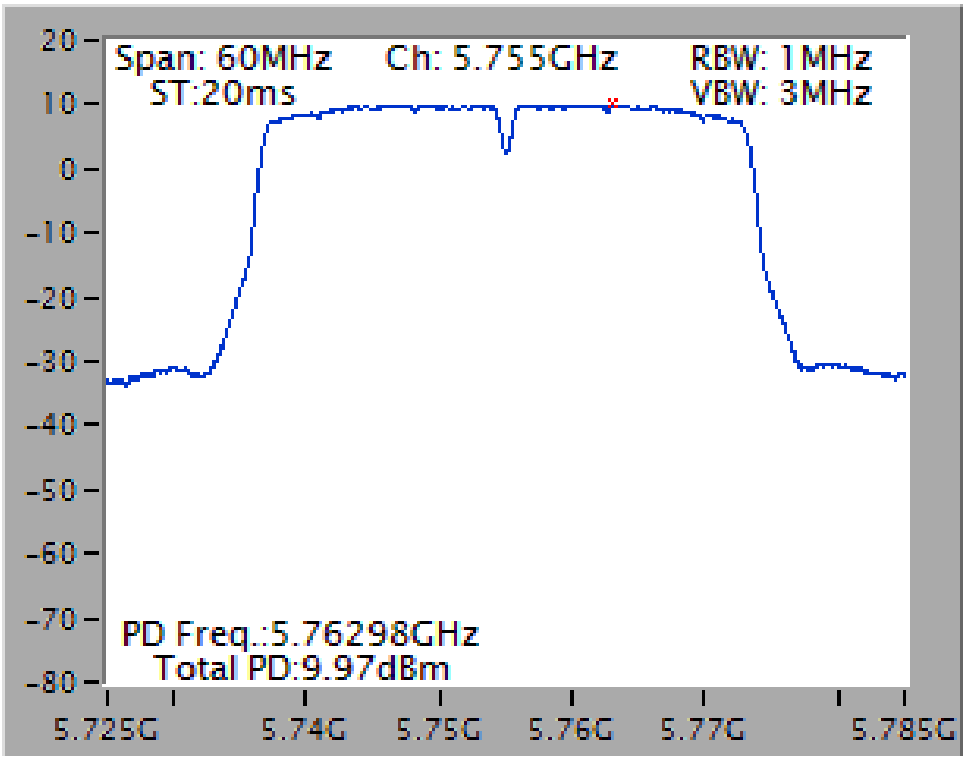

Power Density Plot on Configuration IEEE 802.11ac MCS0/Nss1 VHT80 / Chain 1 + Chain 2 + Chain 3 + Chain 4 / 5210 MHz

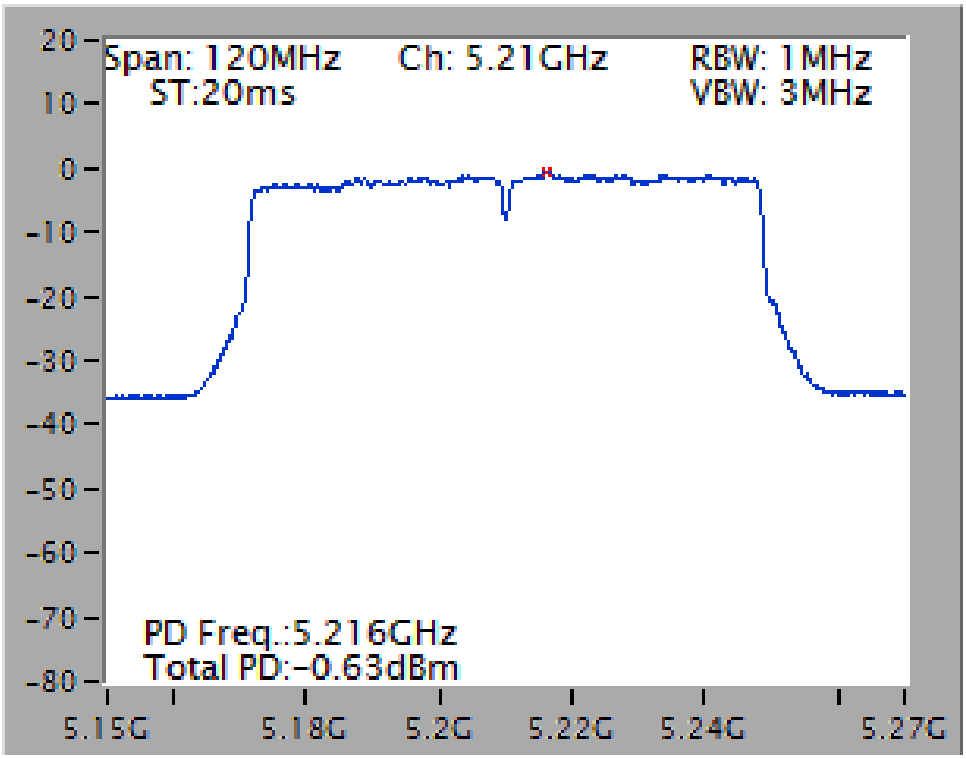

Power Density Plot on Configuration IEEE 802.11ac MCS0/Nss1 VHT80 / Chain 1 + Chain 2 + Chain 3 + Chain 4 / 5775 MHz

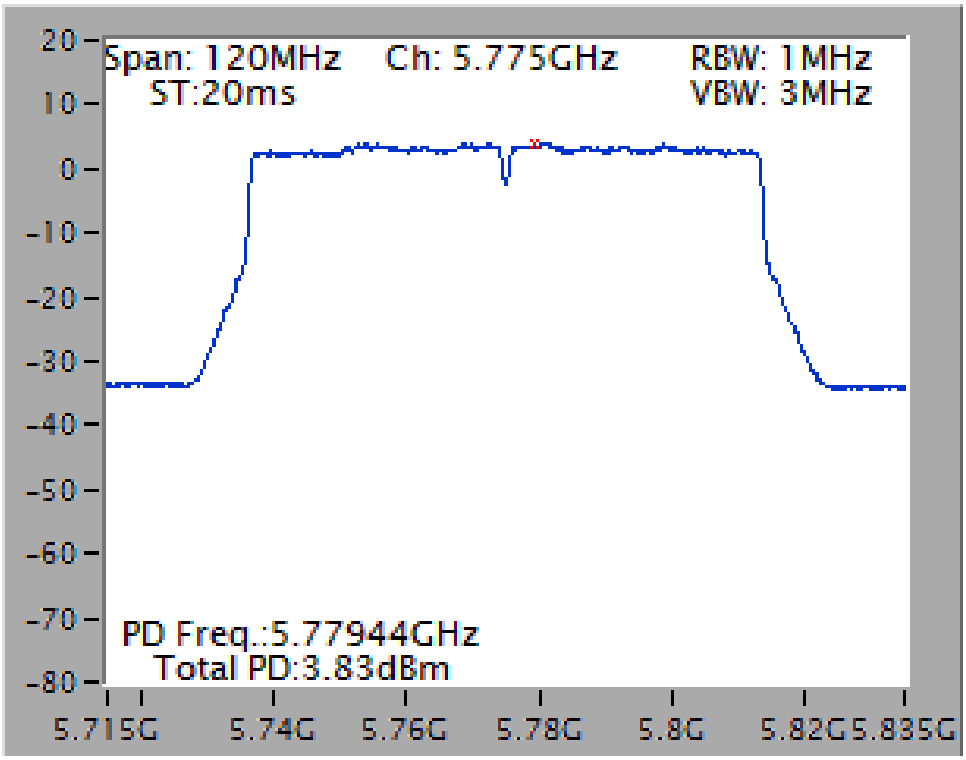

Power Density Plot on Configuration IEEE 802.11ac MCS0/Nss4 VHT20 / Chain 1 + Chain 2 + Chain 3 + Chain 4 / 5200 MHz

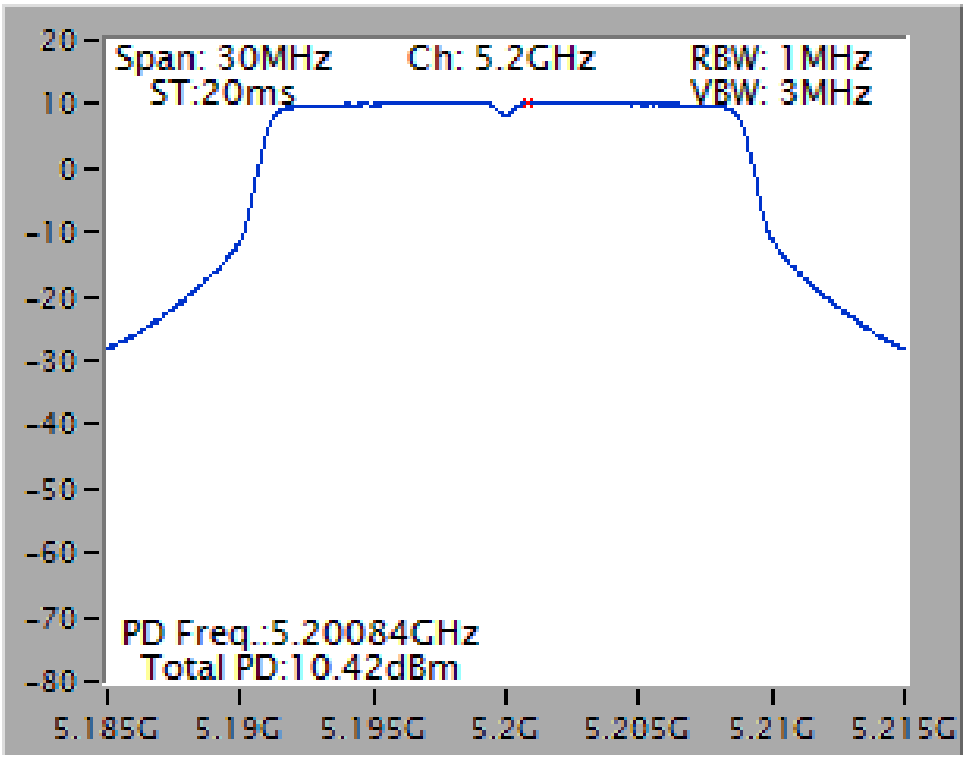

Power Density Plot on Configuration IEEE 802.11ac MCS0/Nss4 VHT20 / Chain 1 + Chain 2 + Chain 3 + Chain 4 / 5785 MHz

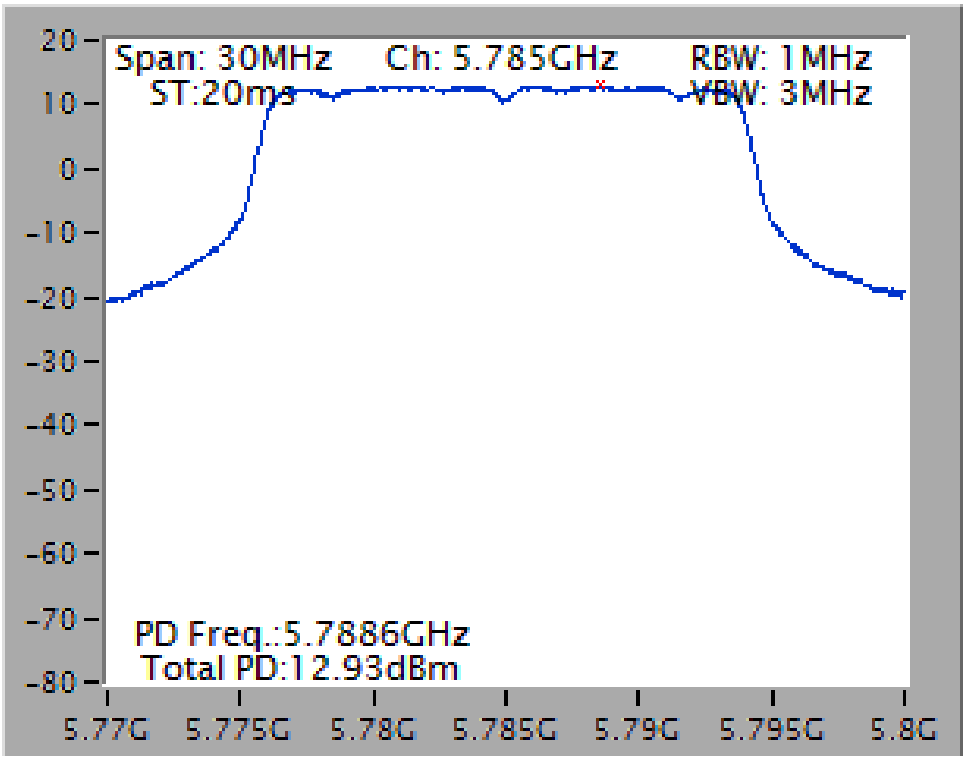

Power Density Plot on Configuration IEEE 802.11ac MCS0/Nss4 VHT40 / Chain 1 + Chain 2 + Chain 3 + Chain 4 / 5230 MHz

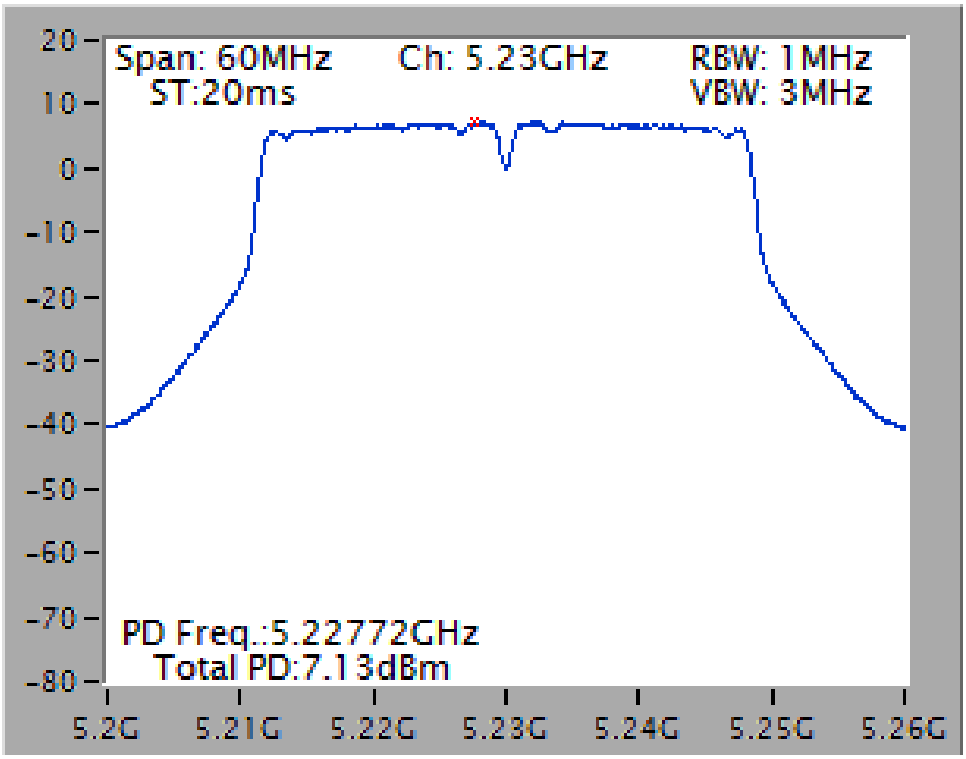

Power Density Plot on Configuration IEEE 802.11ac MCS0/Nss4 VHT40 / Chain 1 + Chain 2 + Chain 3 + Chain 4 / 5795 MHz

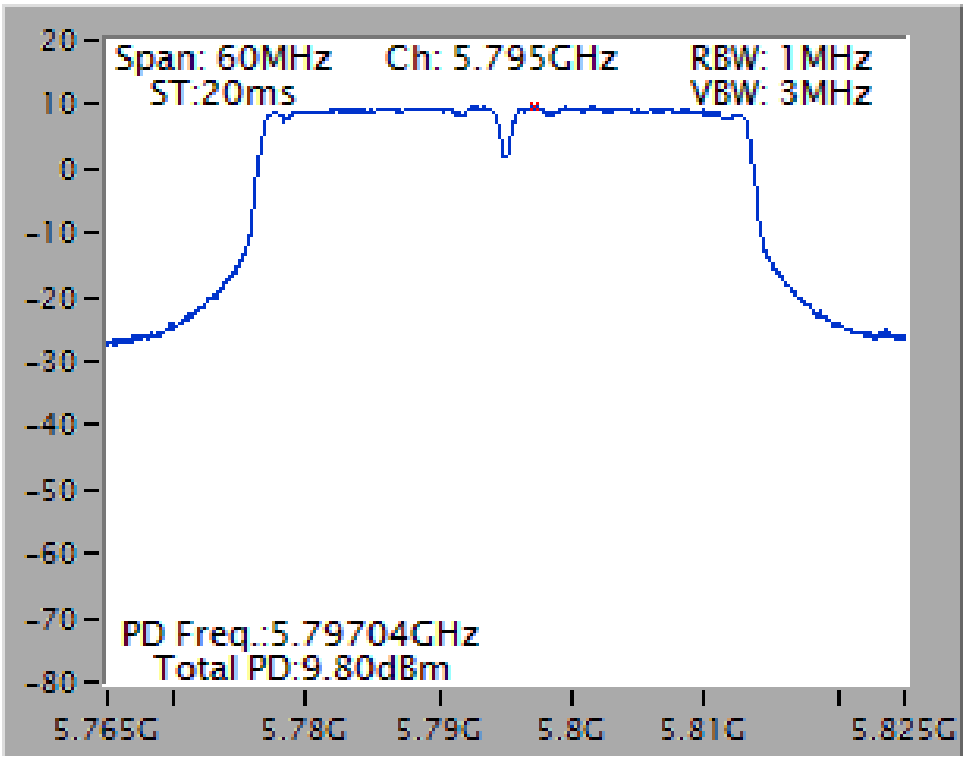

Power Density Plot on Configuration IEEE 802.11ac MCS0/Nss4 VHT80 / Chain 1 + Chain 2 + Chain 3 + Chain 4 / 5210 MHz

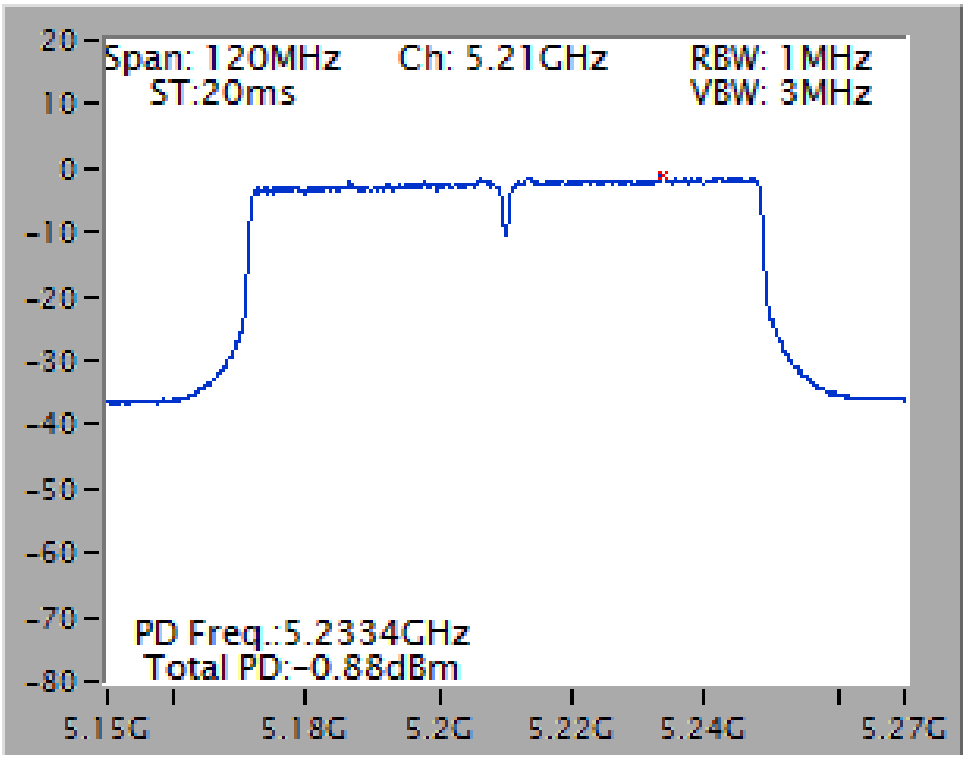

Power Density Plot on Configuration IEEE 802.11ac MCS0/Nss4 VHT80 / Chain 1 + Chain 2 + Chain 3 + Chain 4 / 5775 MHz

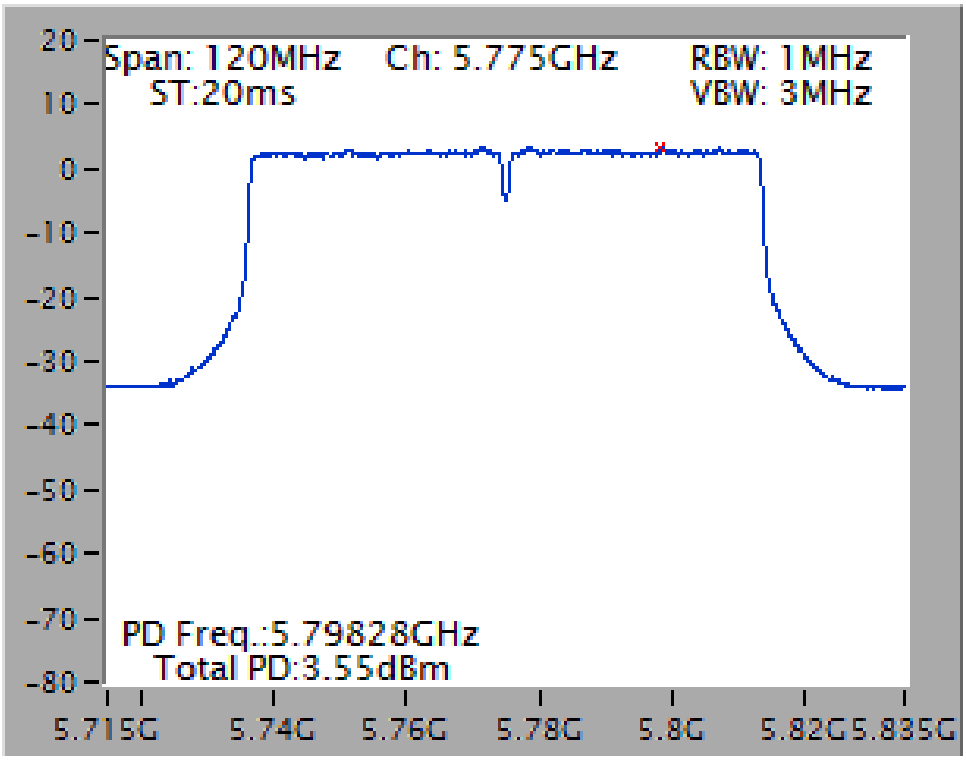

For 802.11ac MCS0/Nss2 VHT80+80 Mode

Type 1

Power Density Plot on Chain 1 + Chain 2 / 5210 MHz

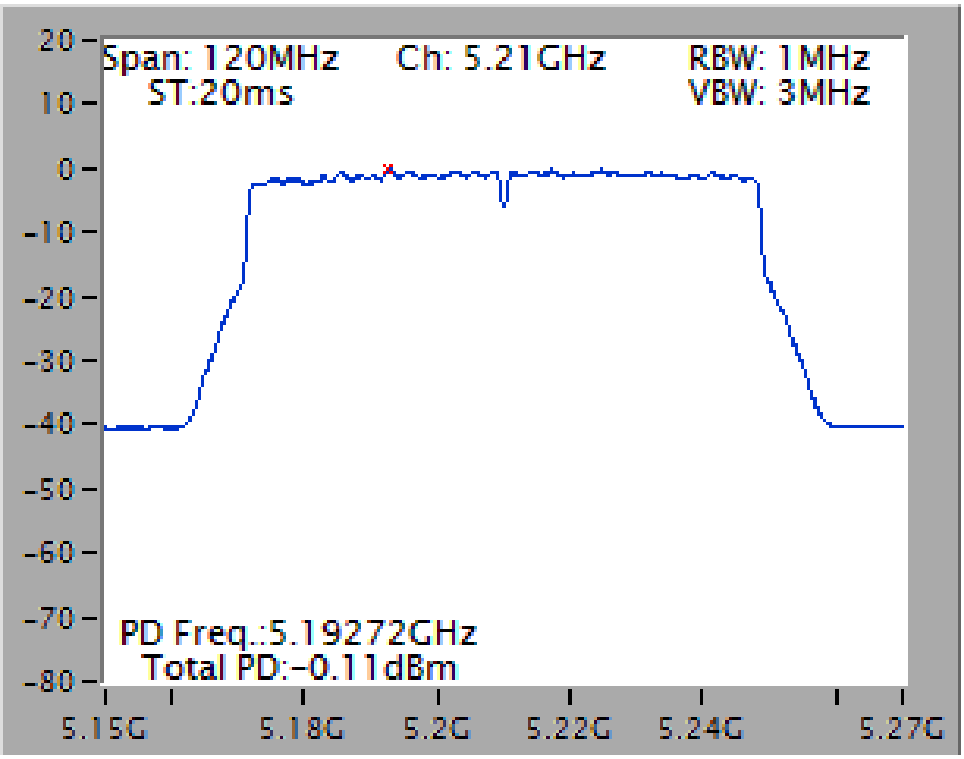

Power Density Plot on Chain 3 + Chain 4 / 5775 MHz

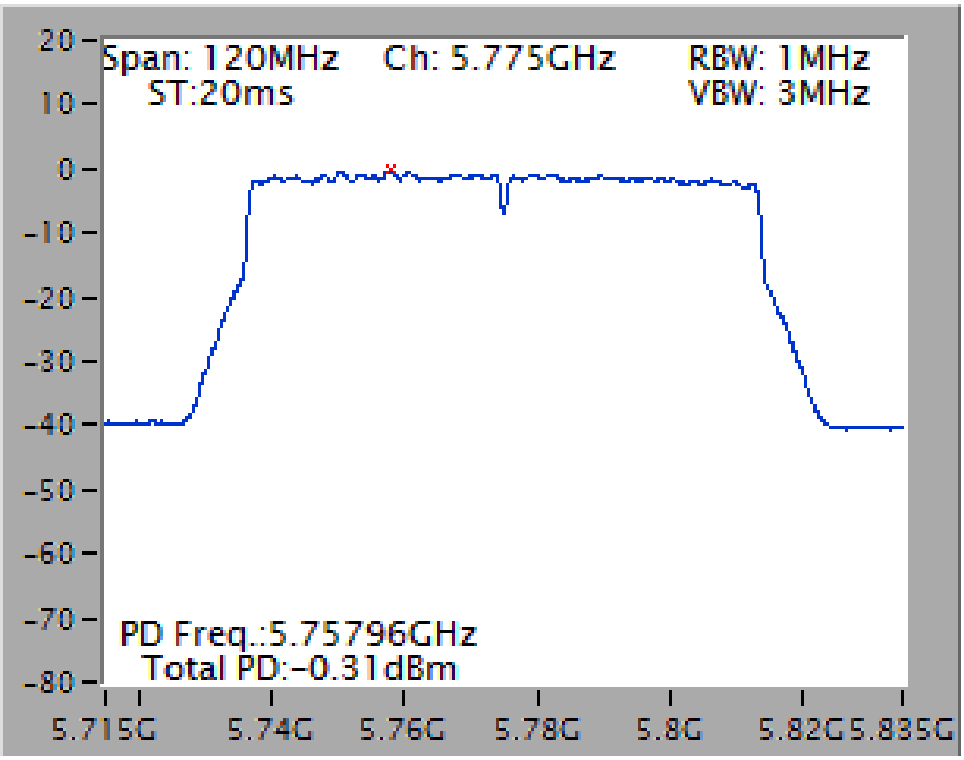

For Mode 4:

Power Density Plot on Configuration IEEE 802.11a / Chain 1 + Chain 2 + Chain 3 + Chain 4 / 5240 MHz

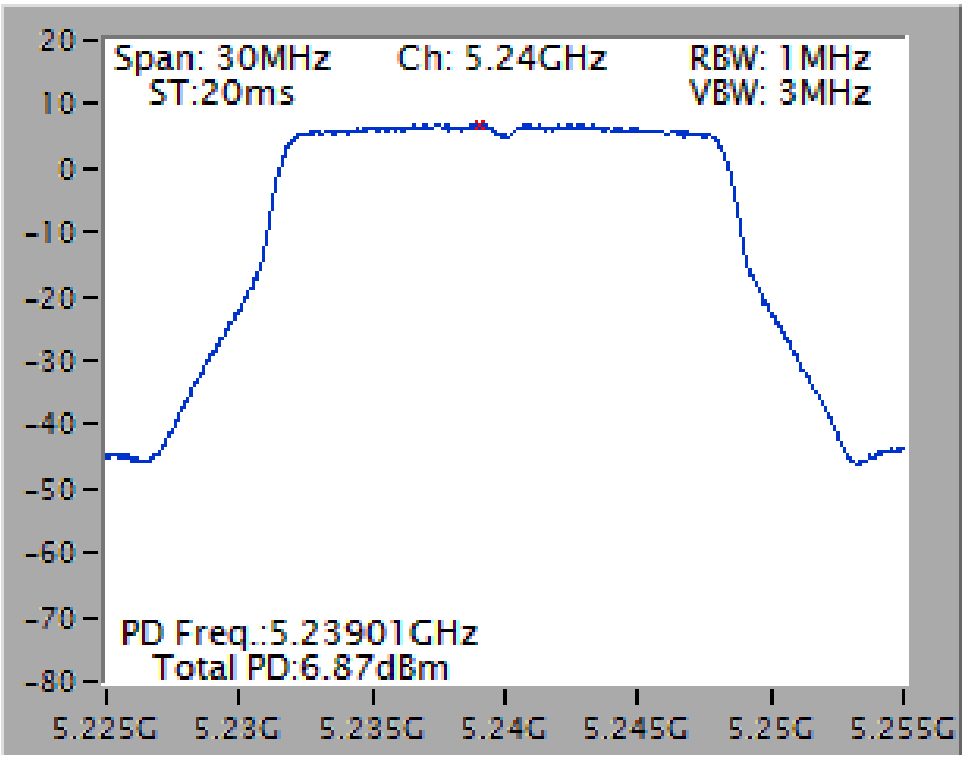

Power Density Plot on Configuration IEEE 802.11a / Chain 1 + Chain 2 + Chain 3 + Chain 4 / 5785 MHz

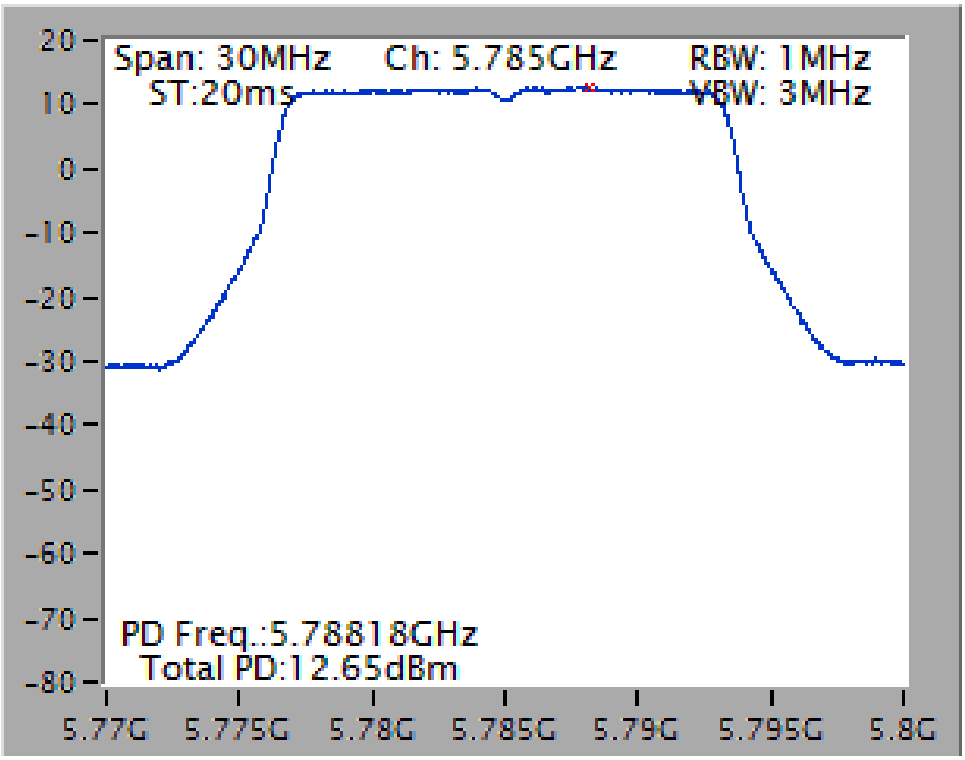

Power Density Plot on Configuration IEEE 802.11ac MCS0/Nss1 VHT20 / Chain 1 + Chain 2 + Chain 3 + Chain 4 / 5240 MHz

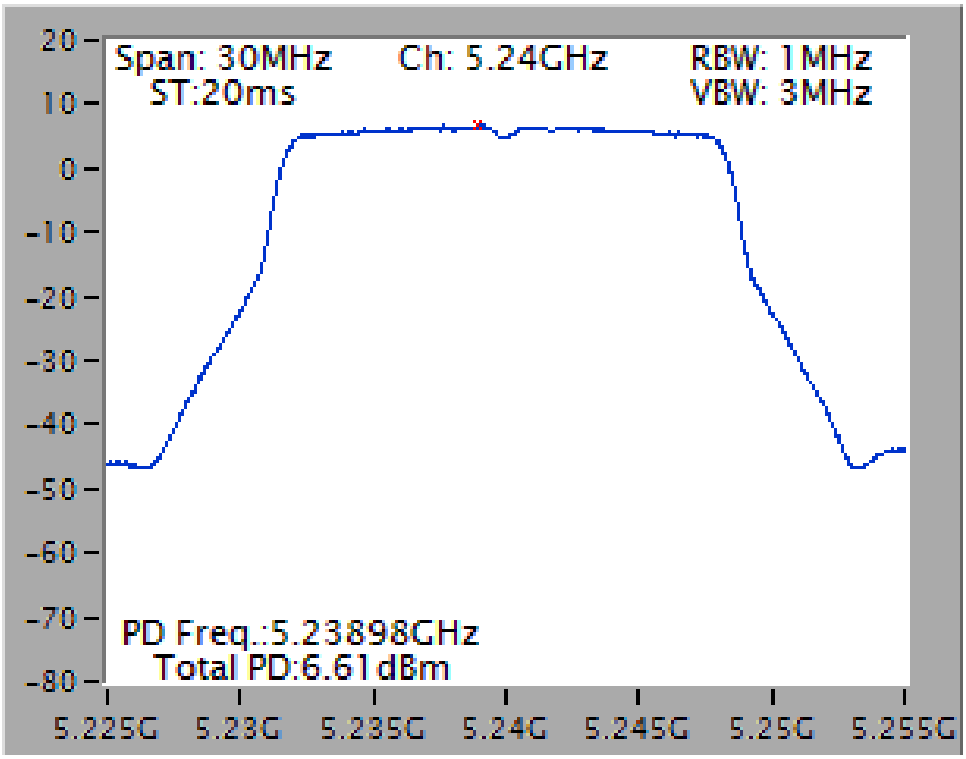

Power Density Plot on Configuration IEEE 802.11ac MCS0/Nss1 VHT20 / Chain 1 + Chain 2 + Chain 3 + Chain 4 / 5745 MHz

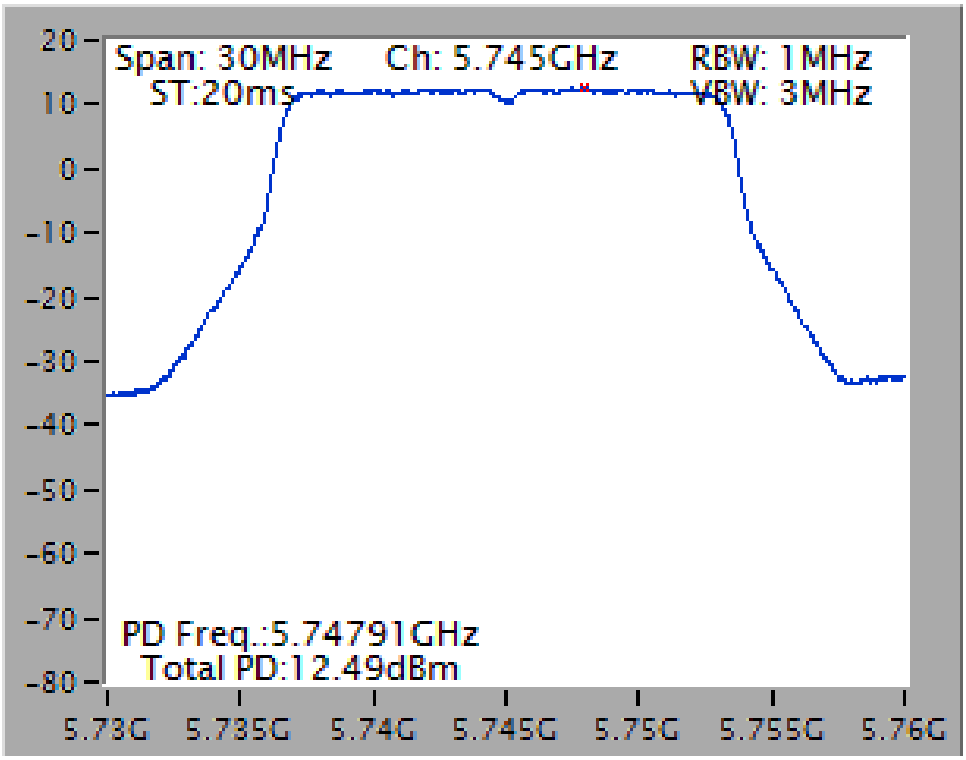

Power Density Plot on Configuration IEEE 802.11ac MCS0/Nss1 VHT40 / Chain 1 + Chain 2 + Chain 3 + Chain 4 / 5230 MHz

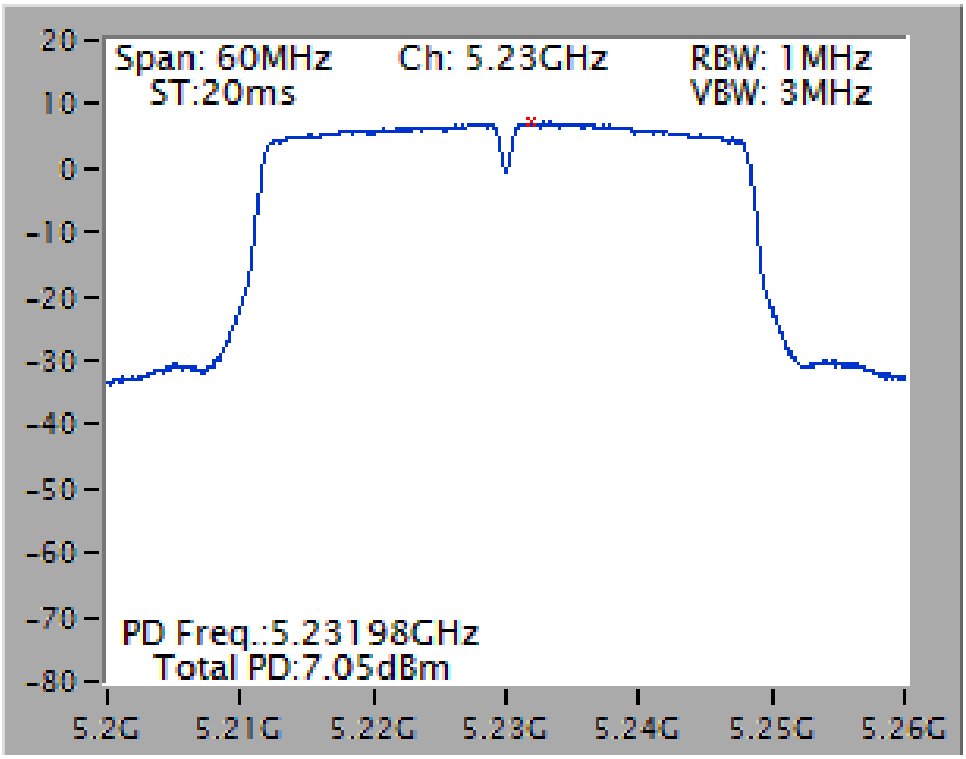

Power Density Plot on Configuration IEEE 802.11ac MCS0/Nss1 VHT40 / Chain 1 + Chain 2 + Chain 3 + Chain 4 / 5795 MHz

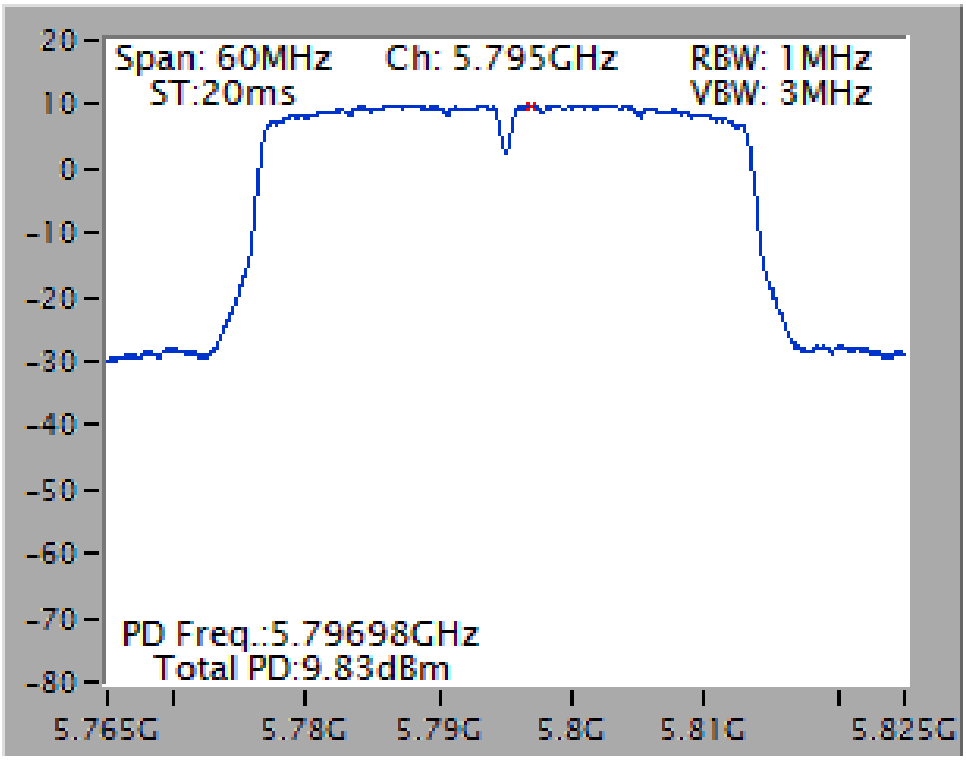

Power Density Plot on Configuration IEEE 802.11ac MCS0/Nss1 VHT80 / Chain 1 + Chain 2 + Chain 3 + Chain 4 / 5210 MHz

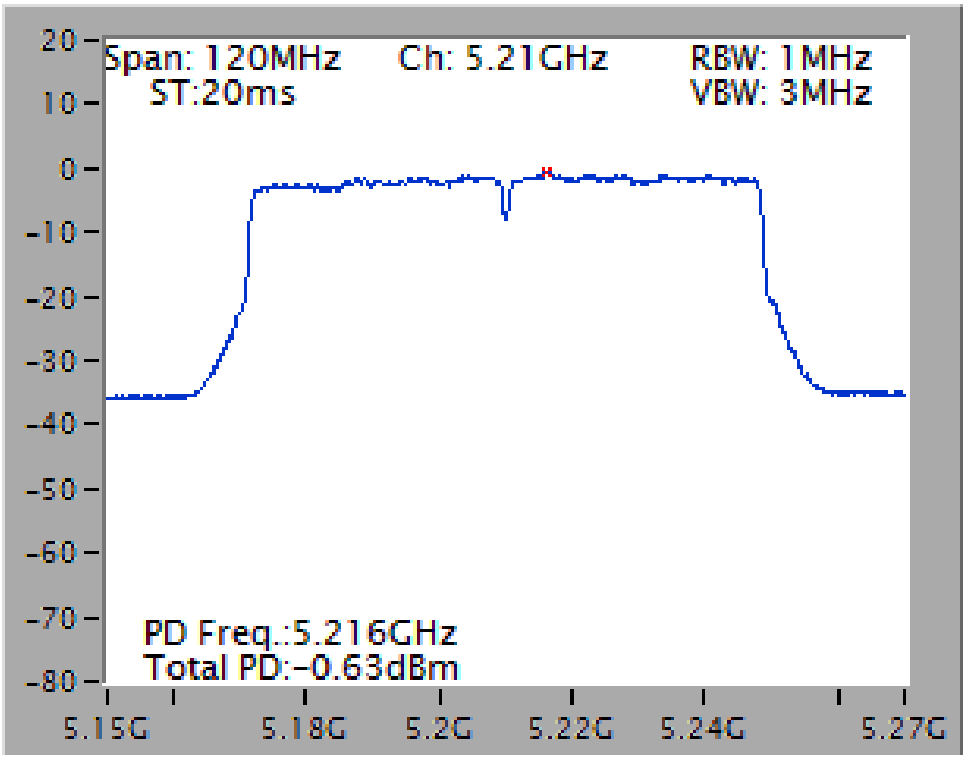

Power Density Plot on Configuration IEEE 802.11ac MCS0/Nss1 VHT80 / Chain 1 + Chain 2 + Chain 3 + Chain 4 / 5775 MHz

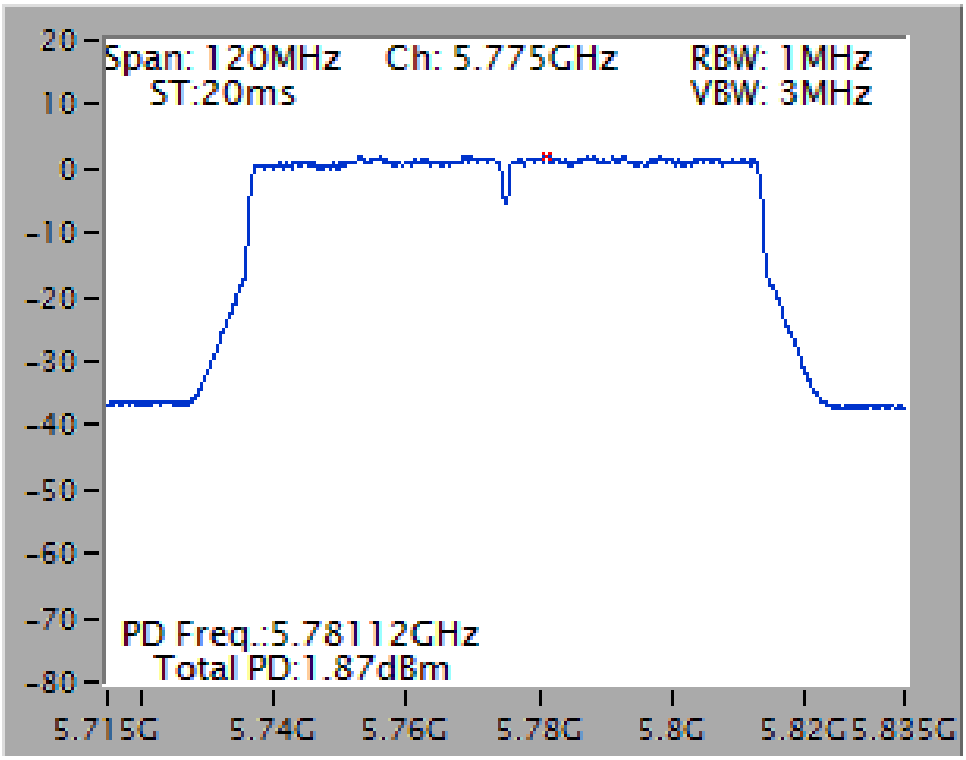

Power Density Plot on Configuration IEEE 802.11ac MCS0/Nss4 VHT20 / Chain 1 + Chain 2 + Chain 3 + Chain 4 / 5240 MHz

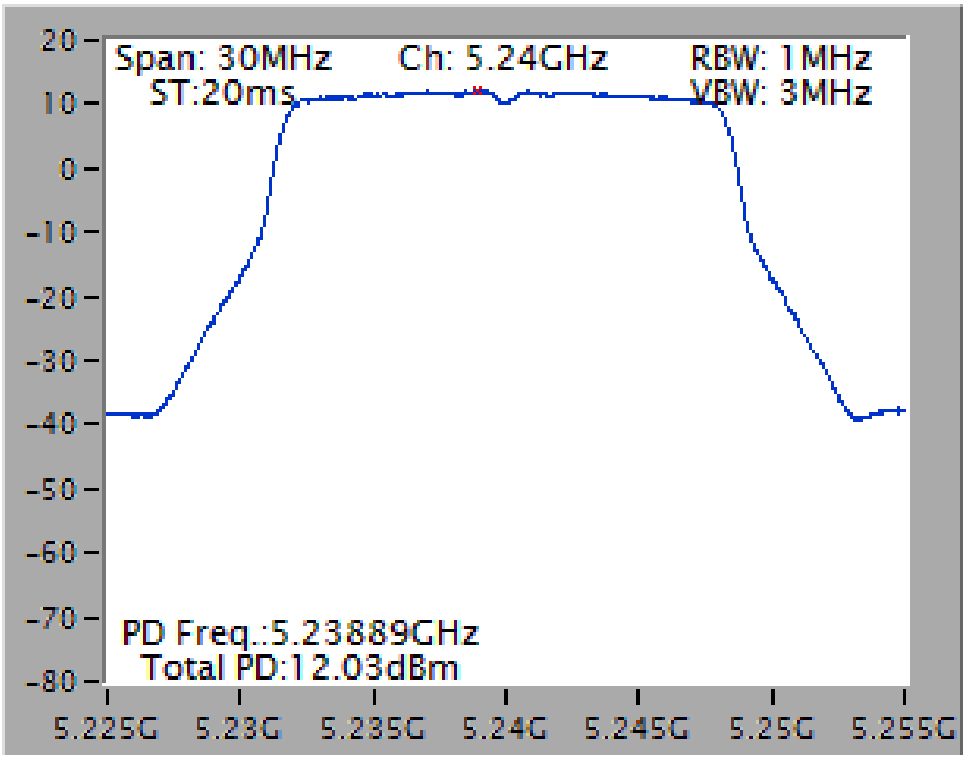

Power Density Plot on Configuration IEEE 802.11ac MCS0/Nss4 VHT20 / Chain 1 + Chain 2 + Chain 3 + Chain 4 / 5785 MHz

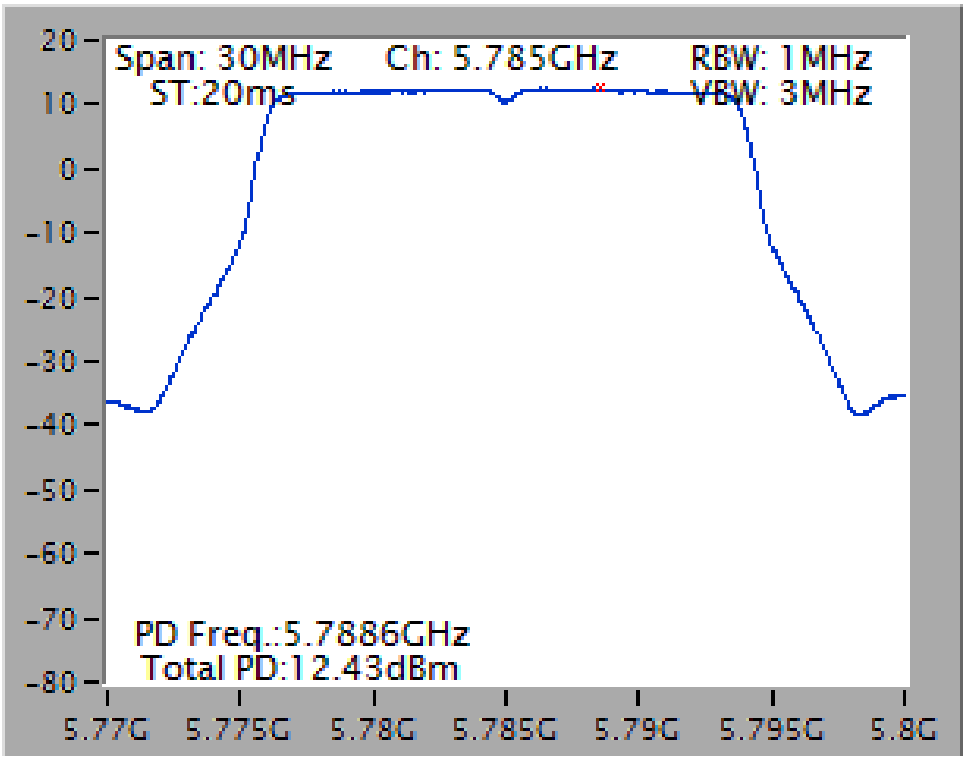

Power Density Plot on Configuration IEEE 802.11ac MCS0/Nss4 VHT40 / Chain 1 + Chain 2 + Chain 3 + Chain 4 / 5230 MHz

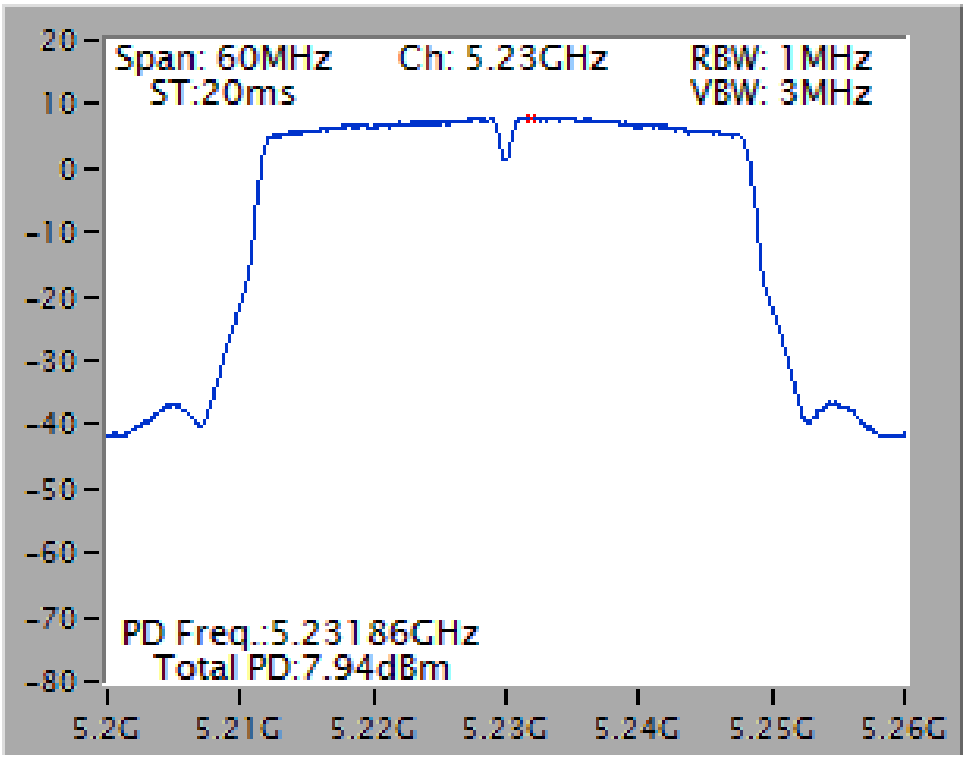

Power Density Plot on Configuration IEEE 802.11ac MCS0/Nss4 VHT40 / Chain 1 + Chain 2 + Chain 3 + Chain 4 / 5795 MHz

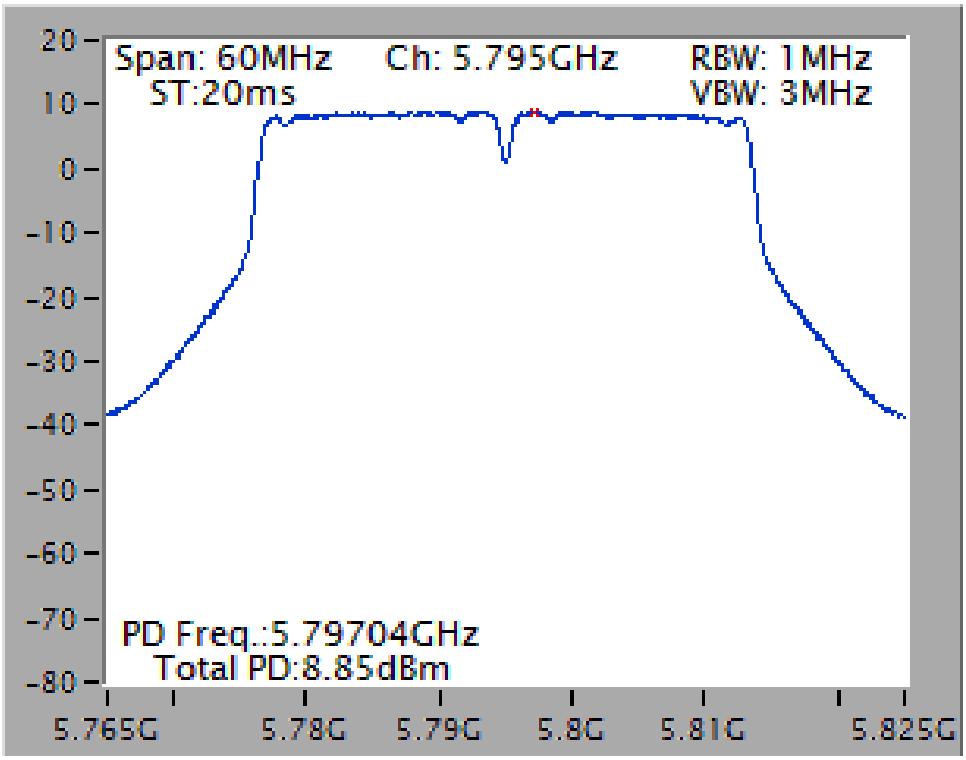

Power Density Plot on Configuration IEEE 802.11ac MCS0/Nss4 VHT80 / Chain 1 + Chain 2 + Chain 3 + Chain 4 / 5210 MHz

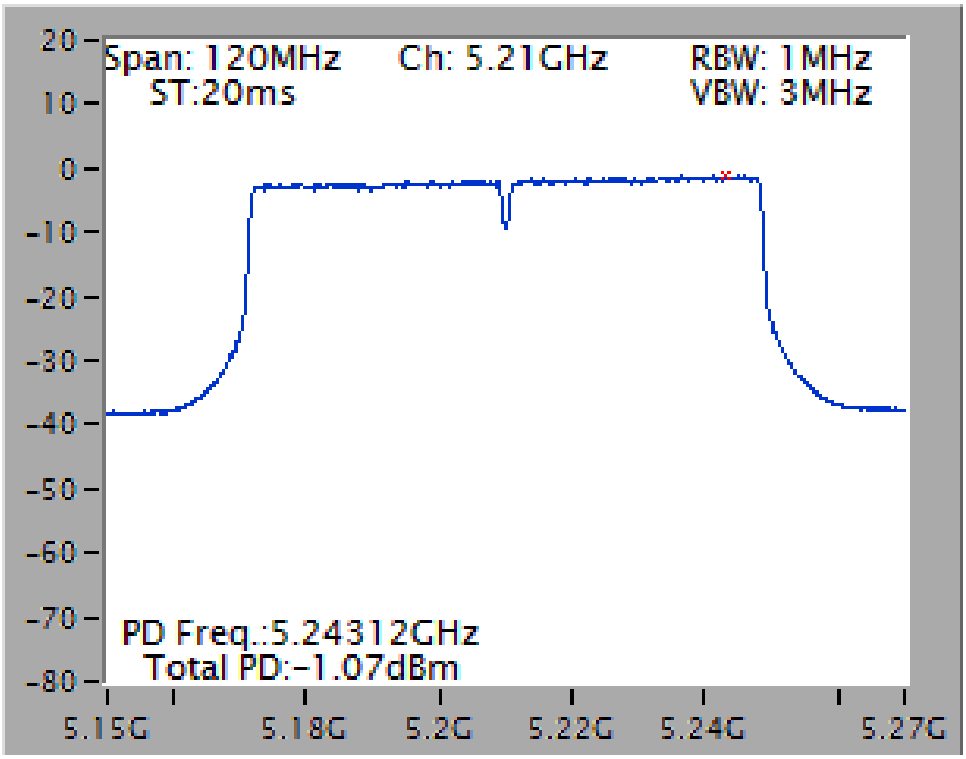

Power Density Plot on Configuration IEEE 802.11ac MCS0/Nss4 VHT80 / Chain 1 + Chain 2 + Chain 3 + Chain 4 / 5775 MHz

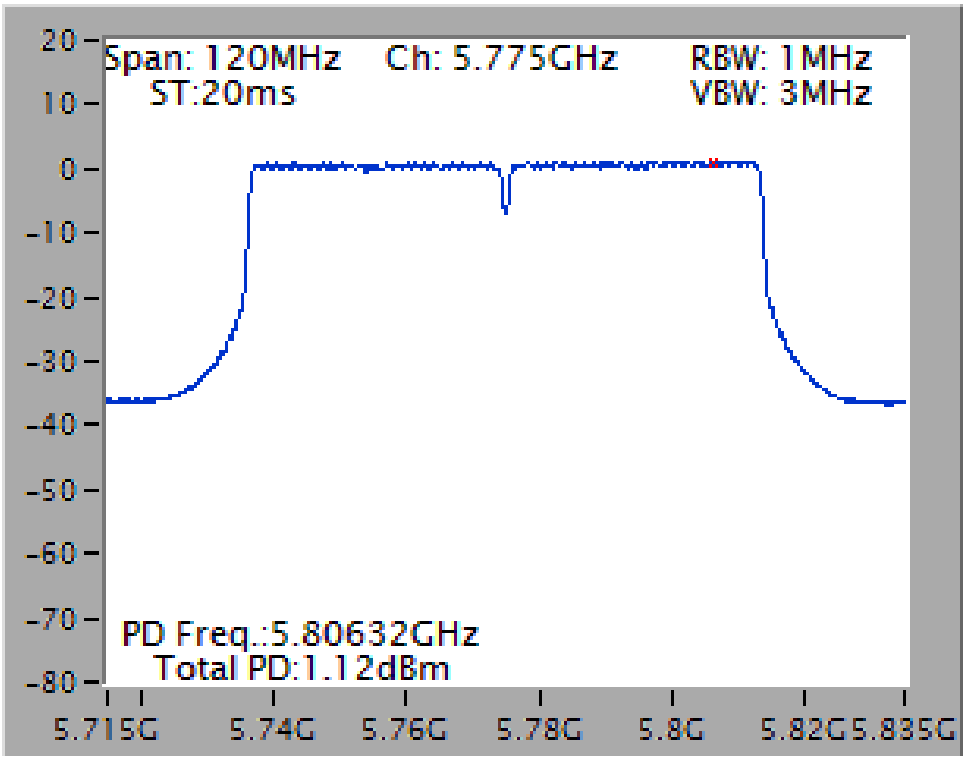

For 802.11ac MCS0/Nss2 VHT80+80 Mode

Type 1

Power Density Plot on Chain 1 + Chain 2 / 5210 MHz

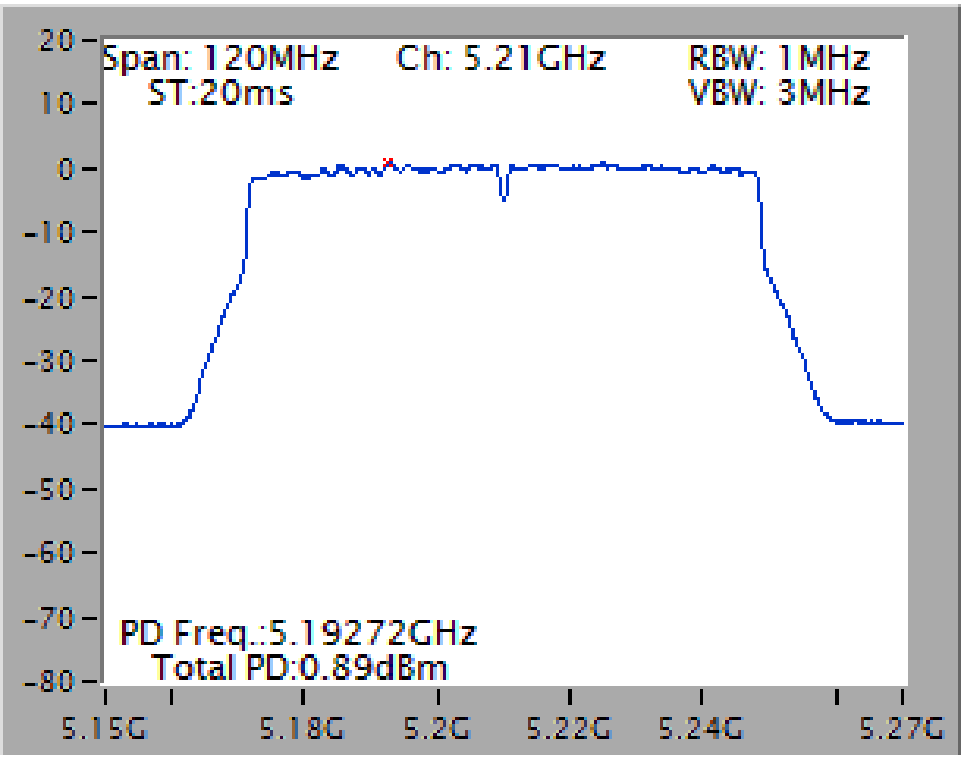

Power Density Plot on Chain 3 + Chain 4 / 5775 MHz

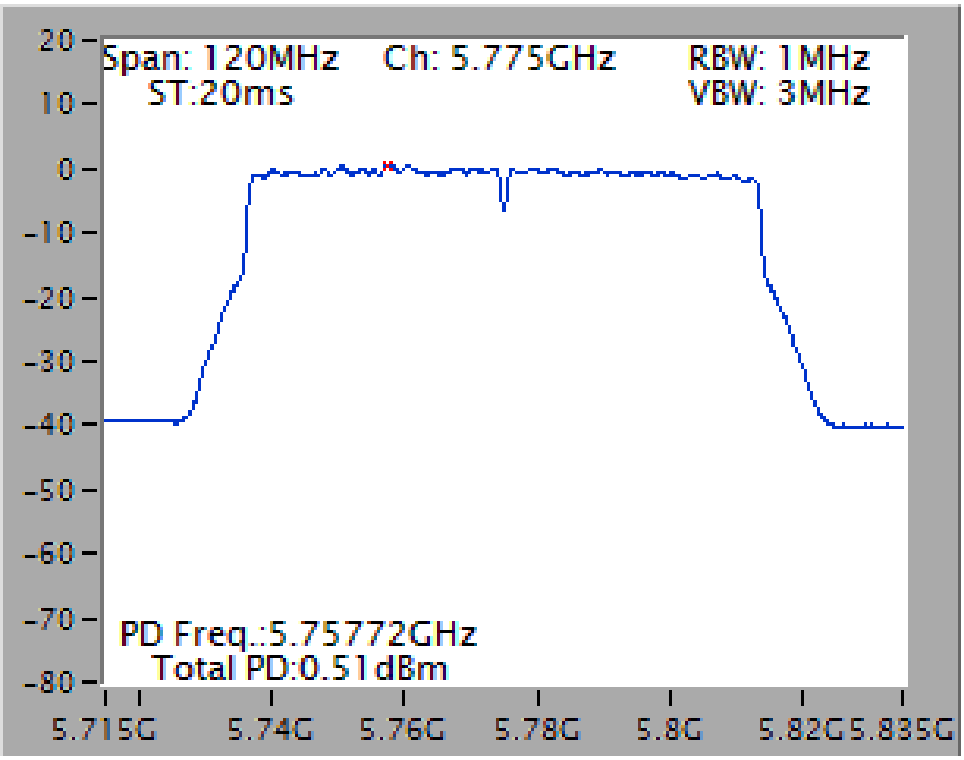

<For Radio 2 Beamforming Mode>

For Mode 1:

Power Density Plot on Configuration IEEE 802.11ac MCS0/Nss1 VHT20 / Chain 1 + Chain 2 + Chain 3 + Chain 4 / 5200 MHz

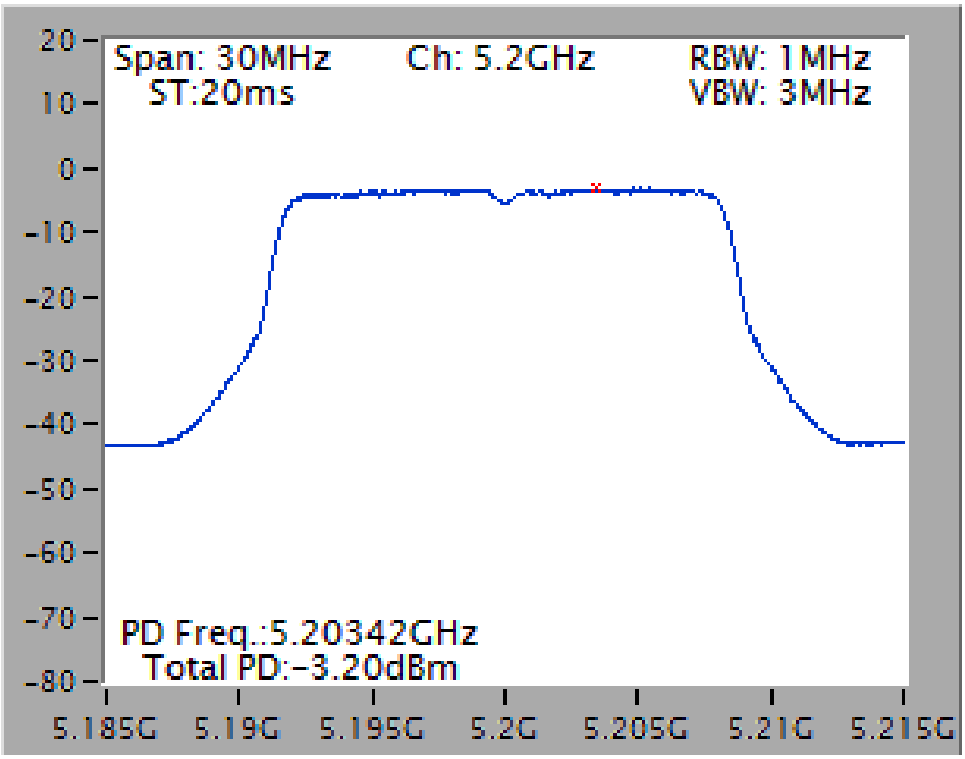

Power Density Plot on Configuration IEEE 802.11ac MCS0/Nss1 VHT20 / Chain 1 + Chain 2 + Chain 3 + Chain 4 / 5745 MHz

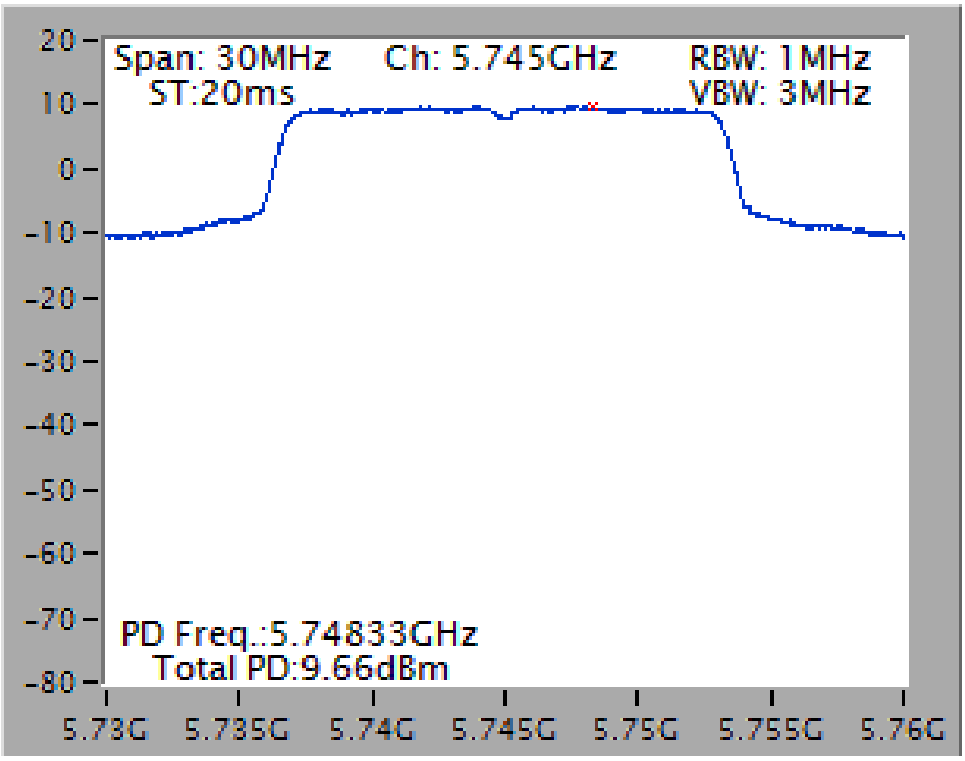

Power Density Plot on Configuration IEEE 802.11ac MCS0/Nss1 VHT40 / Chain 1 + Chain 2 + Chain 3 + Chain 4 / 5230 MHz

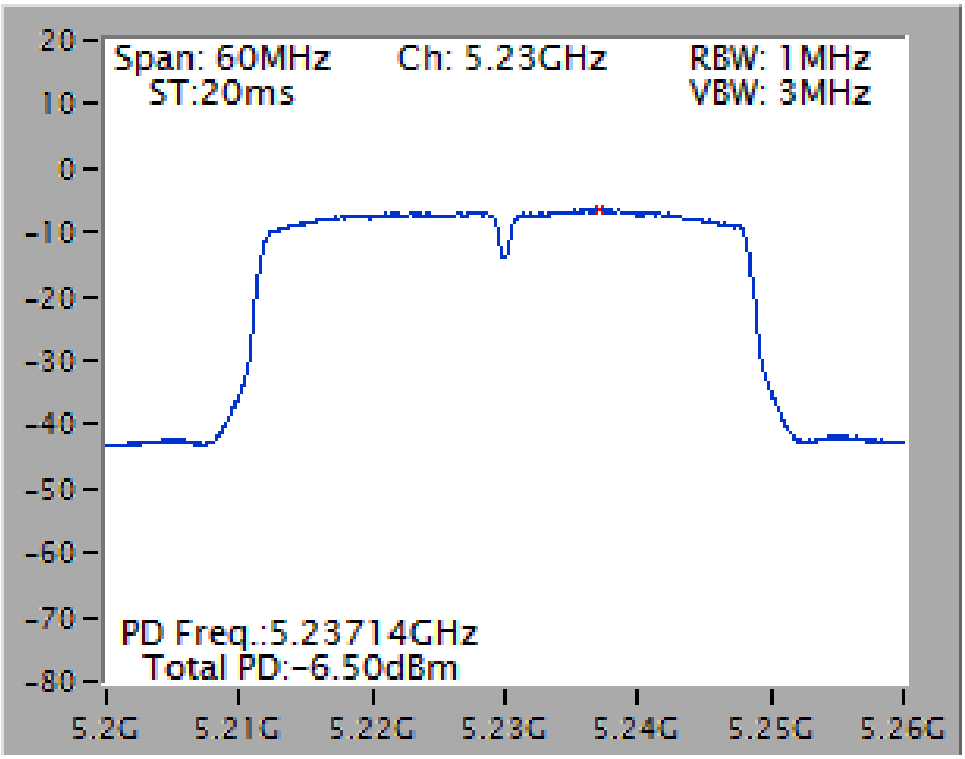

Power Density Plot on Configuration IEEE 802.11ac MCS0/Nss1 VHT40 / Chain 1 + Chain 2 + Chain 3 + Chain 4 / 5795 MHz

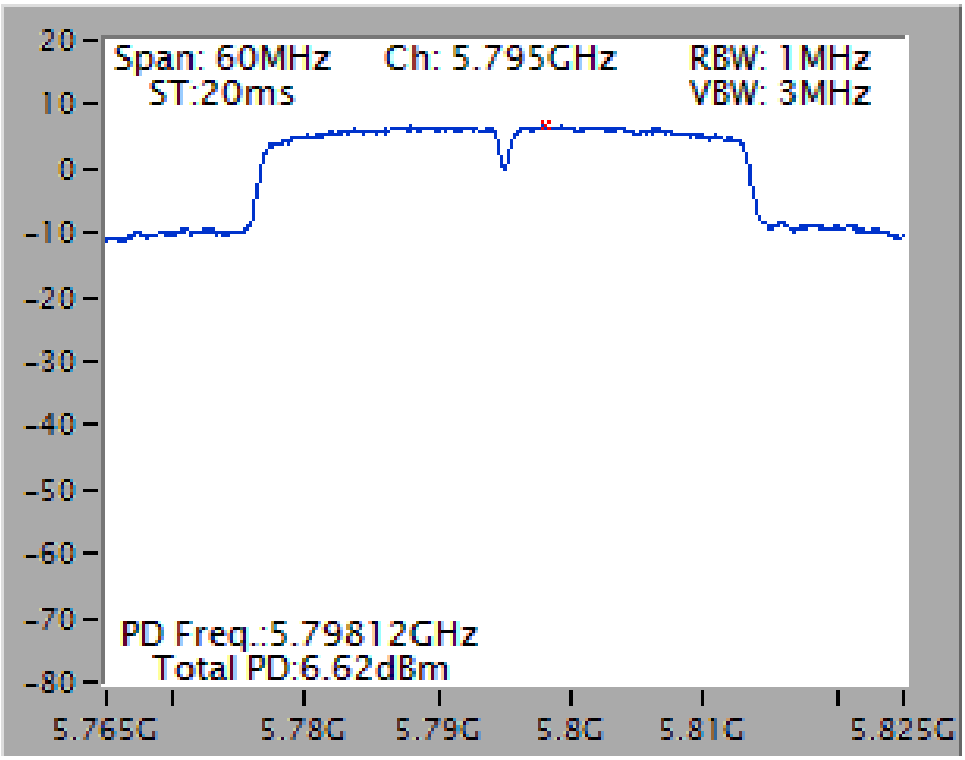

Power Density Plot on Configuration IEEE 802.11ac MCS0/Nss1 VHT80 / Chain 1 + Chain 2 + Chain 3 + Chain 4 / 5210 MHz

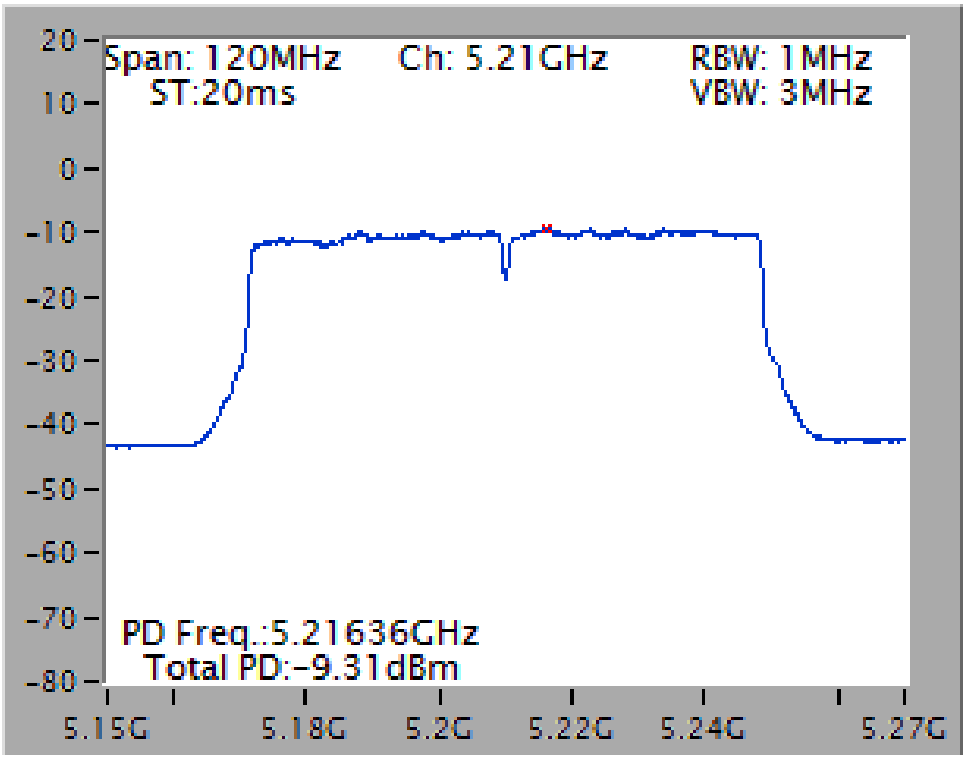

Power Density Plot on Configuration IEEE 802.11ac MCS0/Nss1 VHT80 / Chain 1 + Chain 2 + Chain 3 + Chain 4 / 5775 MHz

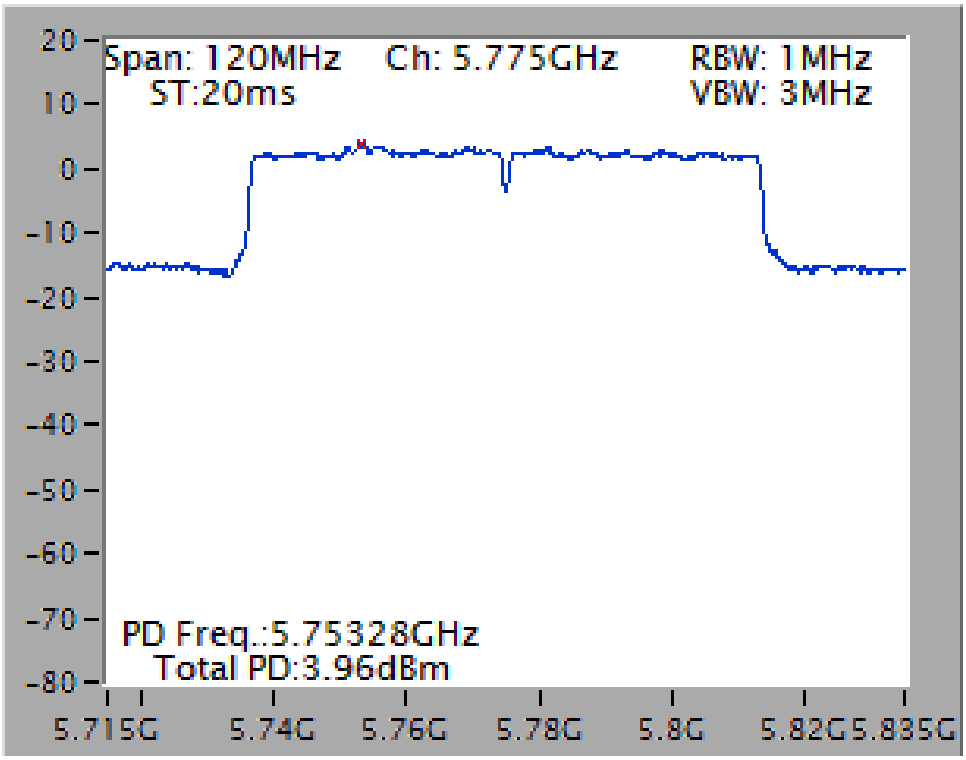

Power Density Plot on Configuration IEEE 802.11ac MCS0/Nss2 VHT20 / Chain 1 + Chain 2 + Chain 3 + Chain 4 / 5200 MHz

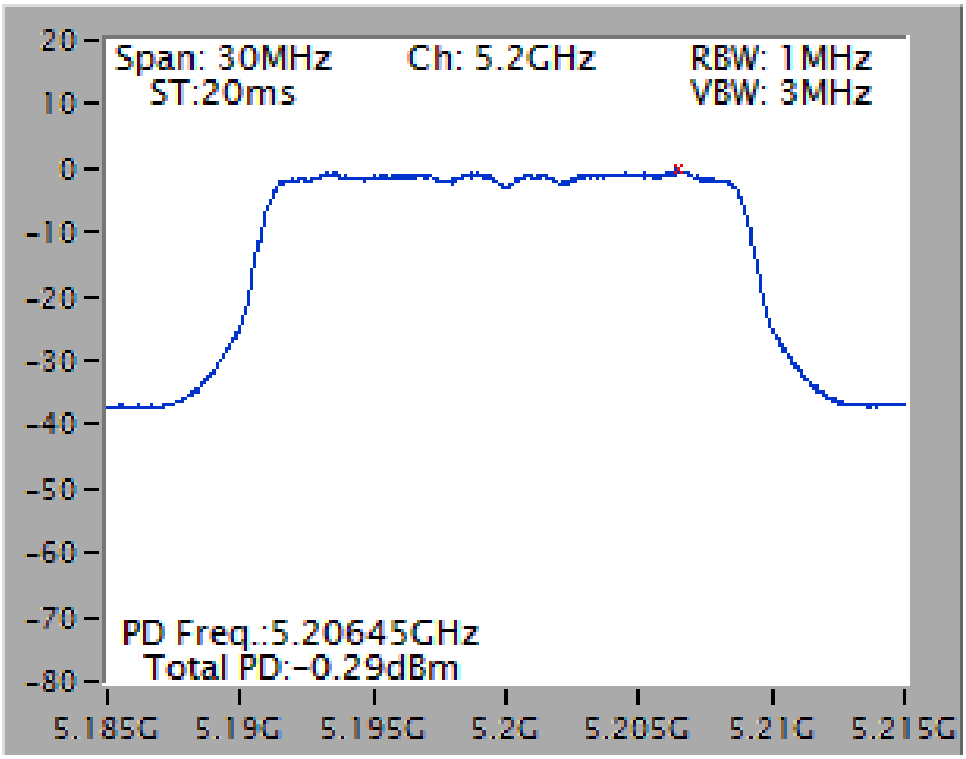

Power Density Plot on Configuration IEEE 802.11ac MCS0/Nss2 VHT20 / Chain 1 + Chain 2 + Chain 3 + Chain 4 / 5745 MHz

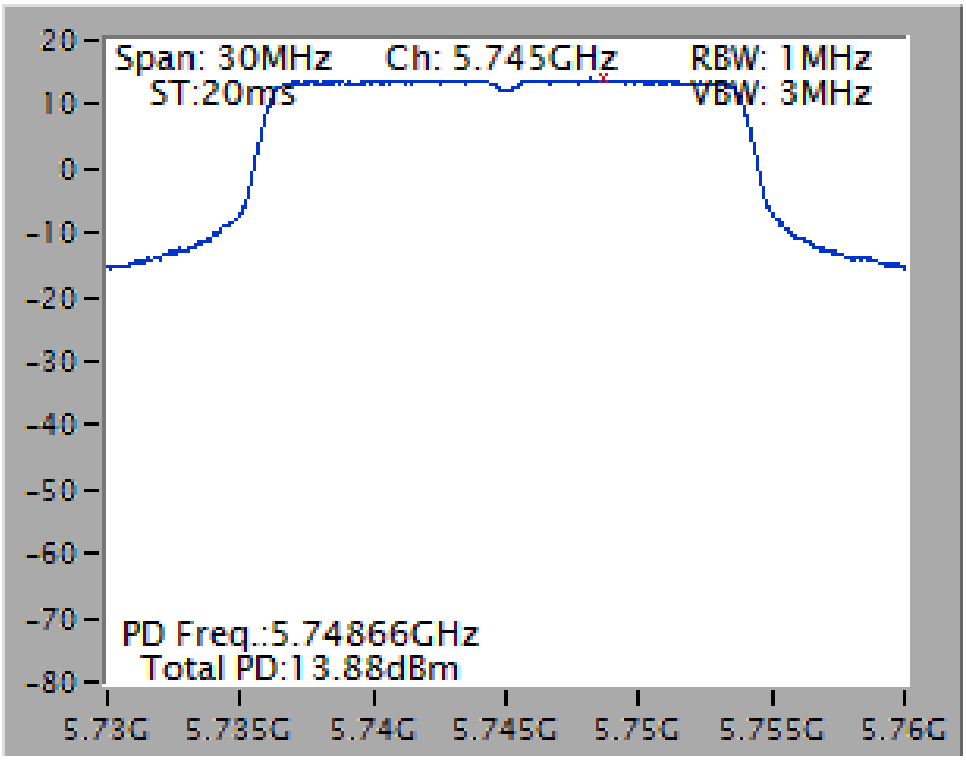

Power Density Plot on Configuration IEEE 802.11ac MCS0/Nss2 VHT40 / Chain 1 + Chain 2 + Chain 3 + Chain 4 / 5190 MHz

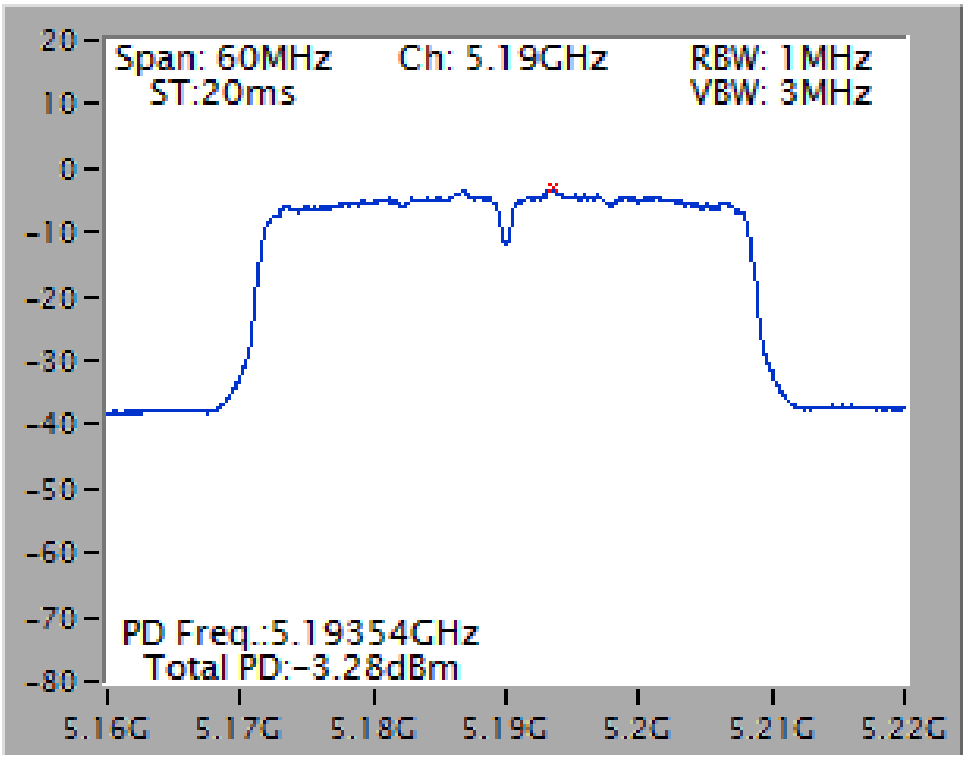

Power Density Plot on Configuration IEEE 802.11ac MCS0/Nss2 VHT40 / Chain 1 + Chain 2 + Chain 3 + Chain 4 / 5755 MHz

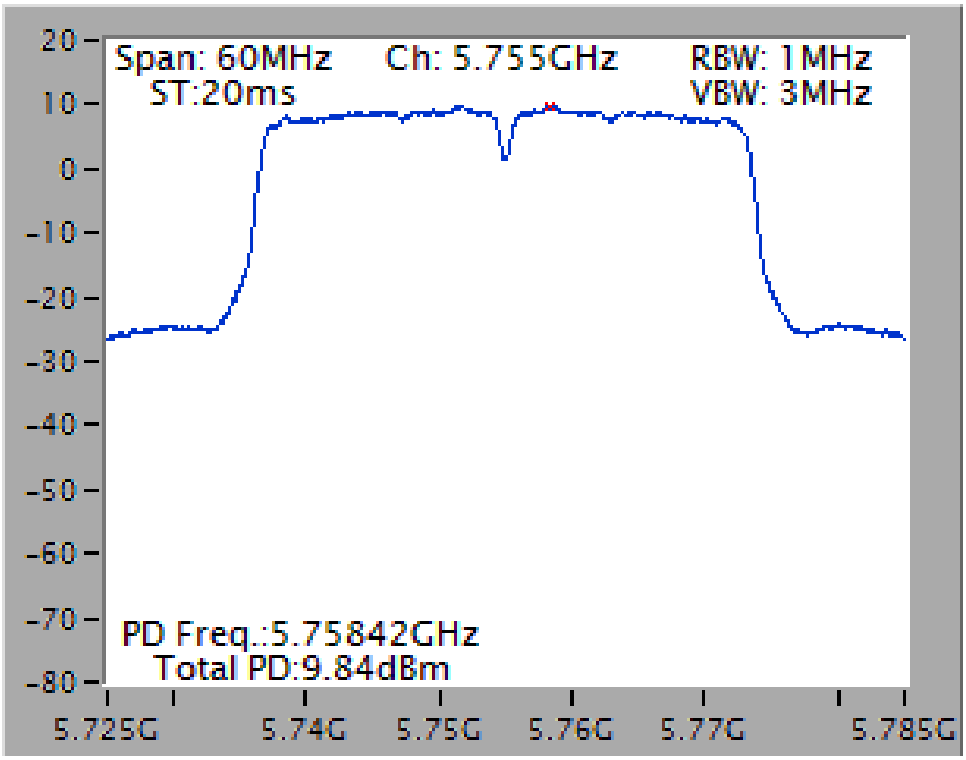

Power Density Plot on Configuration IEEE 802.11ac MCS0/Nss2 VHT80 / Chain 1 + Chain 2 + Chain 3 + Chain 4 / 5210 MHz

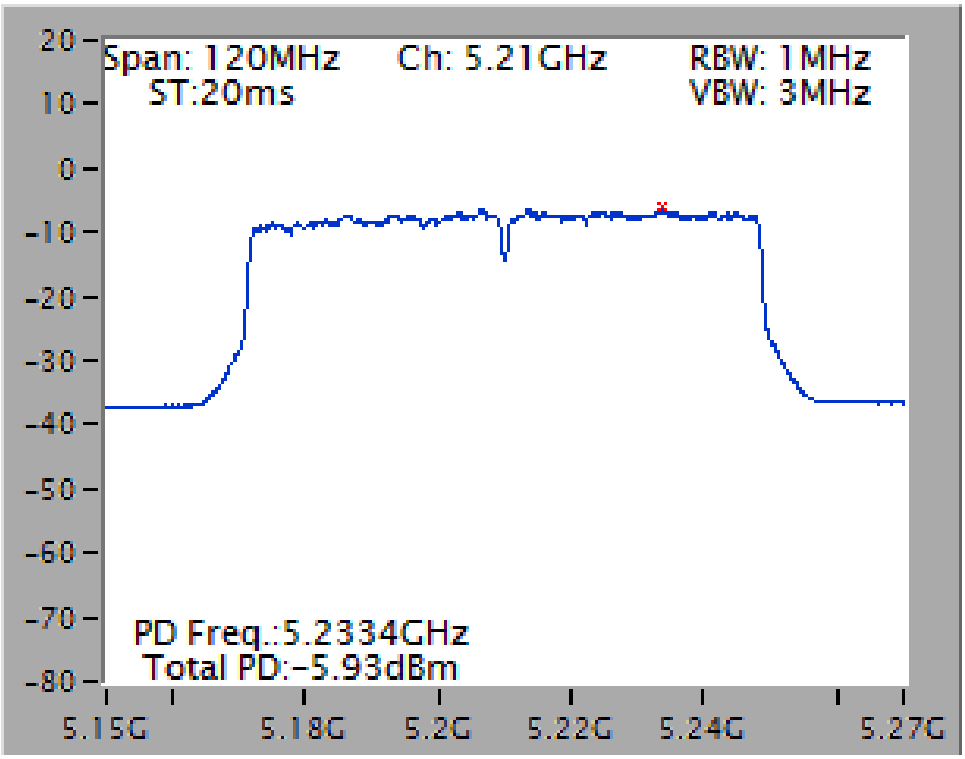

Power Density Plot on Configuration IEEE 802.11ac MCS0/Nss2 VHT80 / Chain 1 + Chain 2 + Chain 3 + Chain 4 / 5775 MHz

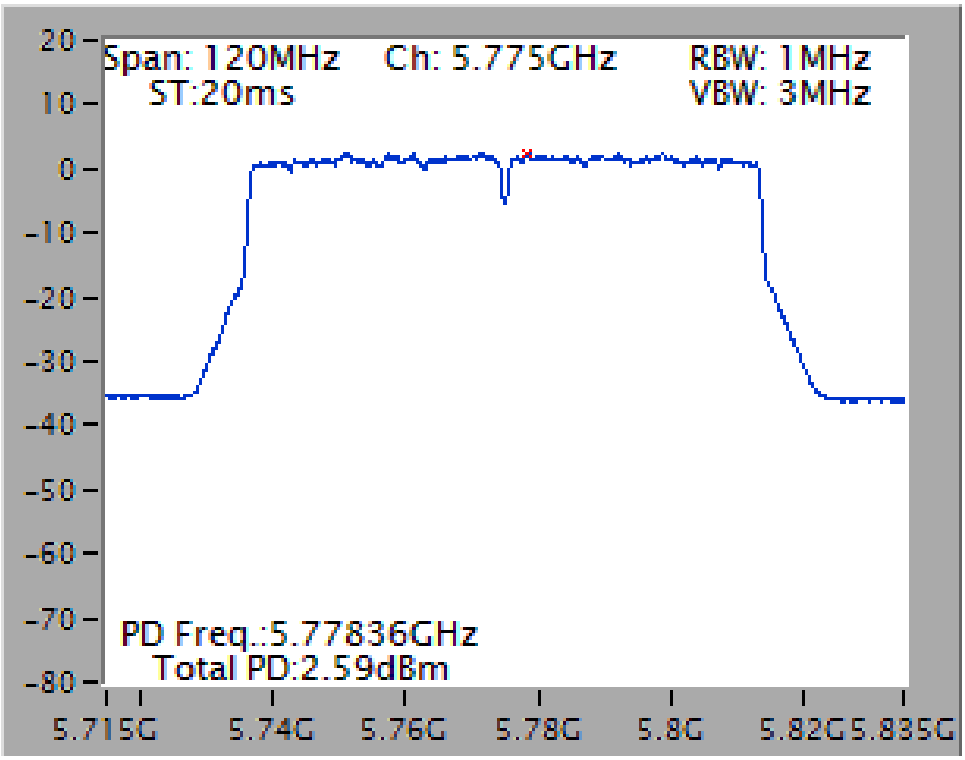

Power Density Plot on Configuration IEEE 802.11ac MCS0/Nss3 VHT20 / Chain 1 + Chain 2 + Chain 3 + Chain 4 / 5180 MHz

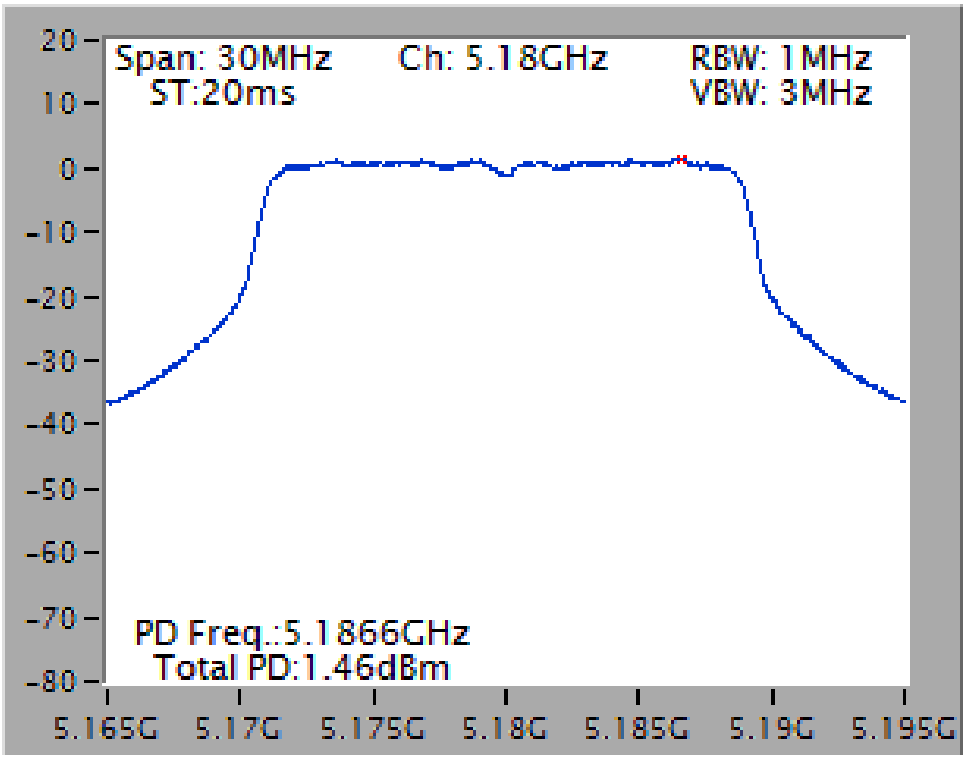

Power Density Plot on Configuration IEEE 802.11ac MCS0/Nss3 VHT20 / Chain 1 + Chain 2 + Chain 3 + Chain 4 / 5785 MHz

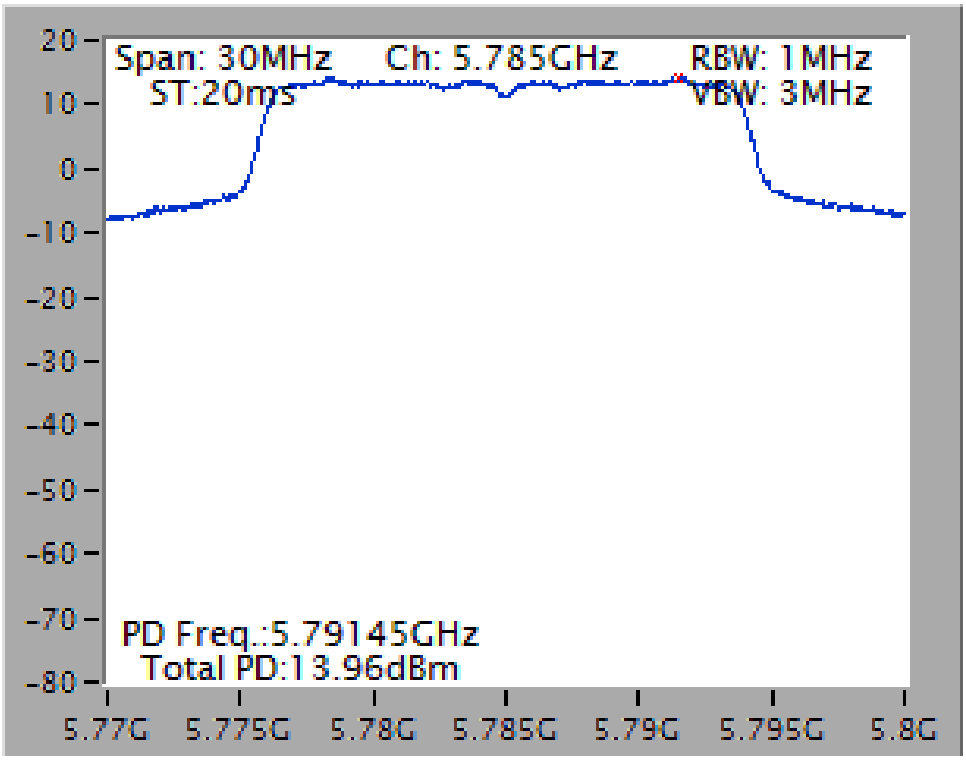

Power Density Plot on Configuration IEEE 802.11ac MCS0/Nss3 VHT40 / Chain 1 + Chain 2 + Chain 3 + Chain 4 / 5190 MHz

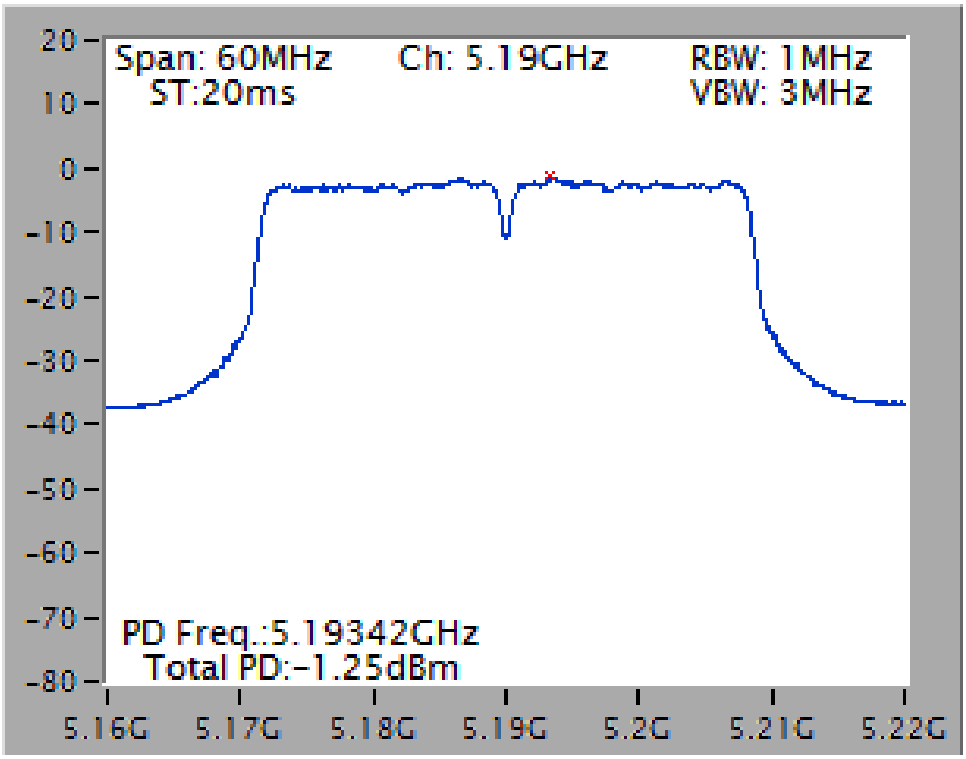

Power Density Plot on Configuration IEEE 802.11ac MCS0/Nss3 VHT40 / Chain 1 + Chain 2 + Chain 3 + Chain 4 / 5795 MHz

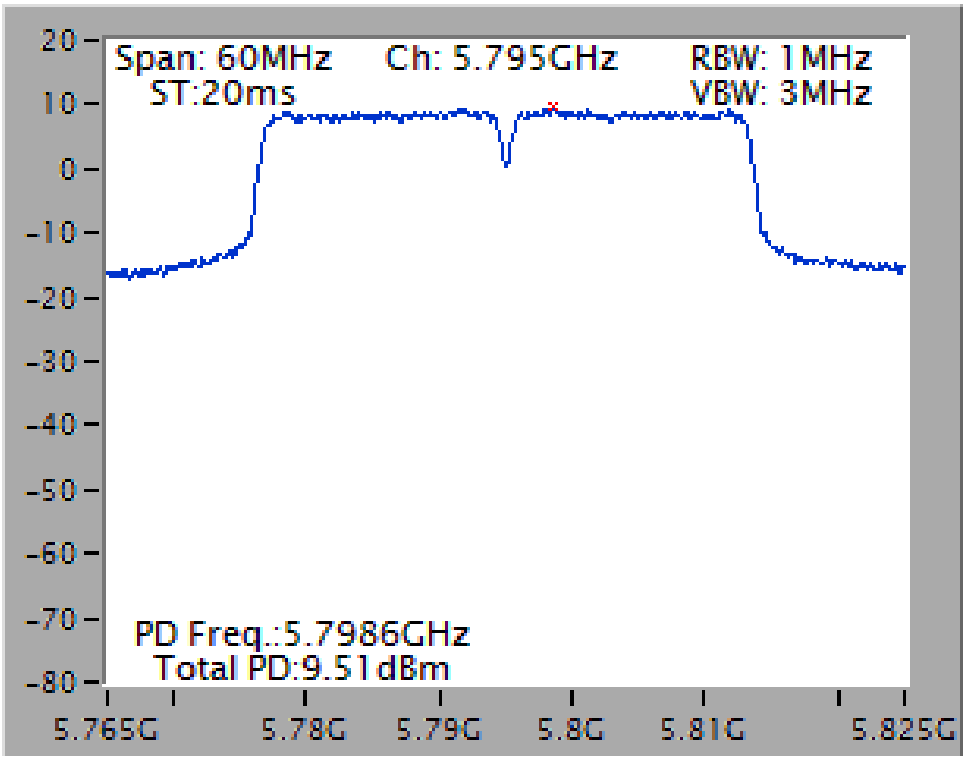

Power Density Plot on Configuration IEEE 802.11ac MCS0/Nss3 VHT80 / Chain 1 + Chain 2 + Chain 3 + Chain 4 / 5210 MHz

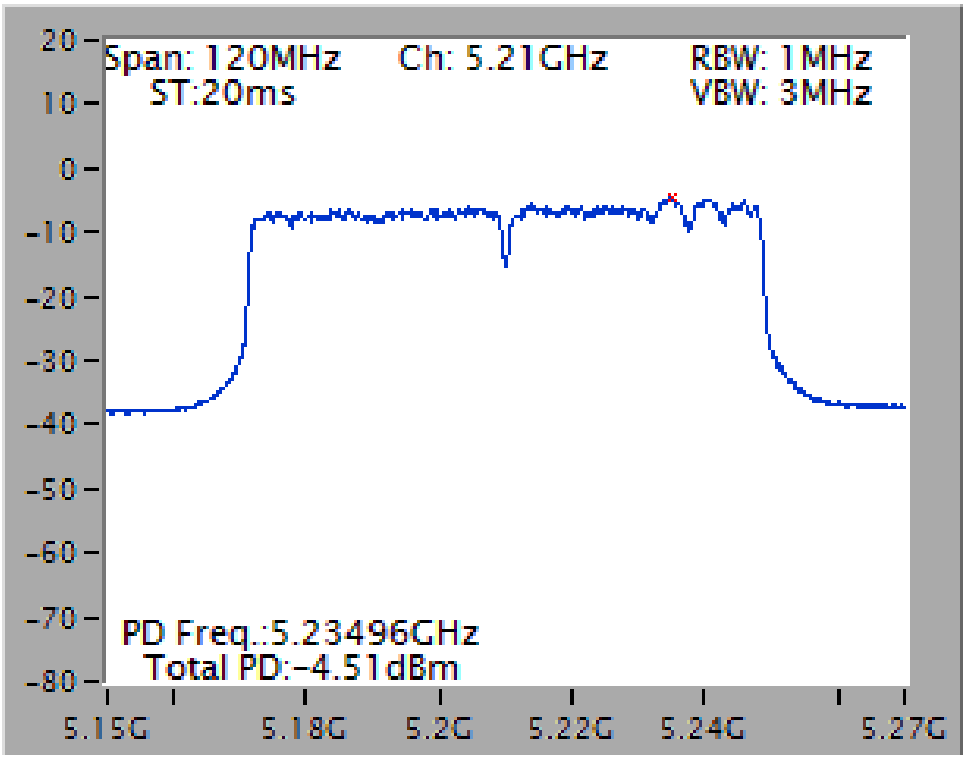

Power Density Plot on Configuration IEEE 802.11ac MCS0/Nss3 VHT80 / Chain 1 + Chain 2 + Chain 3 + Chain 4 / 5775 MHz

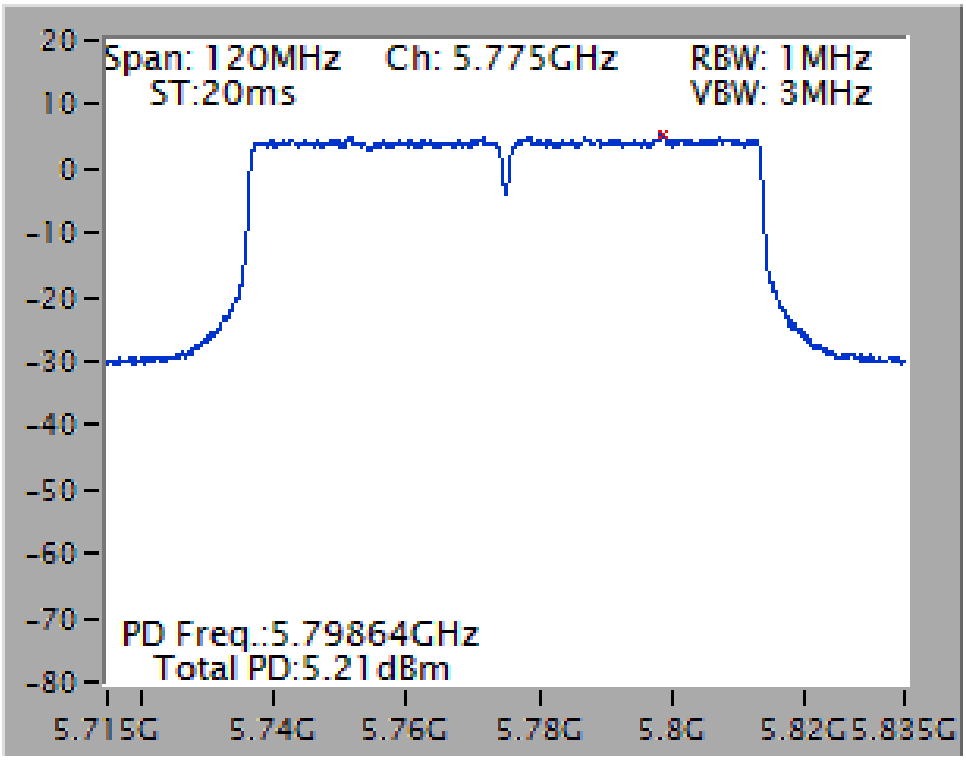

For 802.11ac MCS0/Nss2 VHT80+80 Mode

Type 1

Power Density Plot on Chain 1 + Chain 2 / 5210 MHz

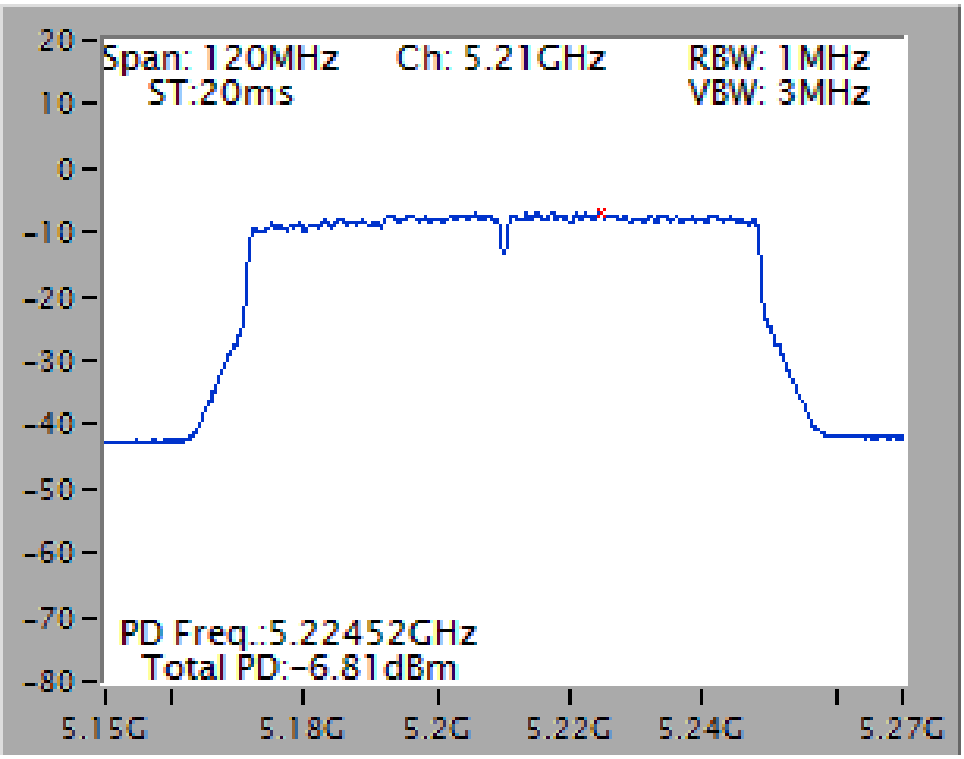

Power Density Plot on Chain 3 + Chain 4 / 5775 MHz

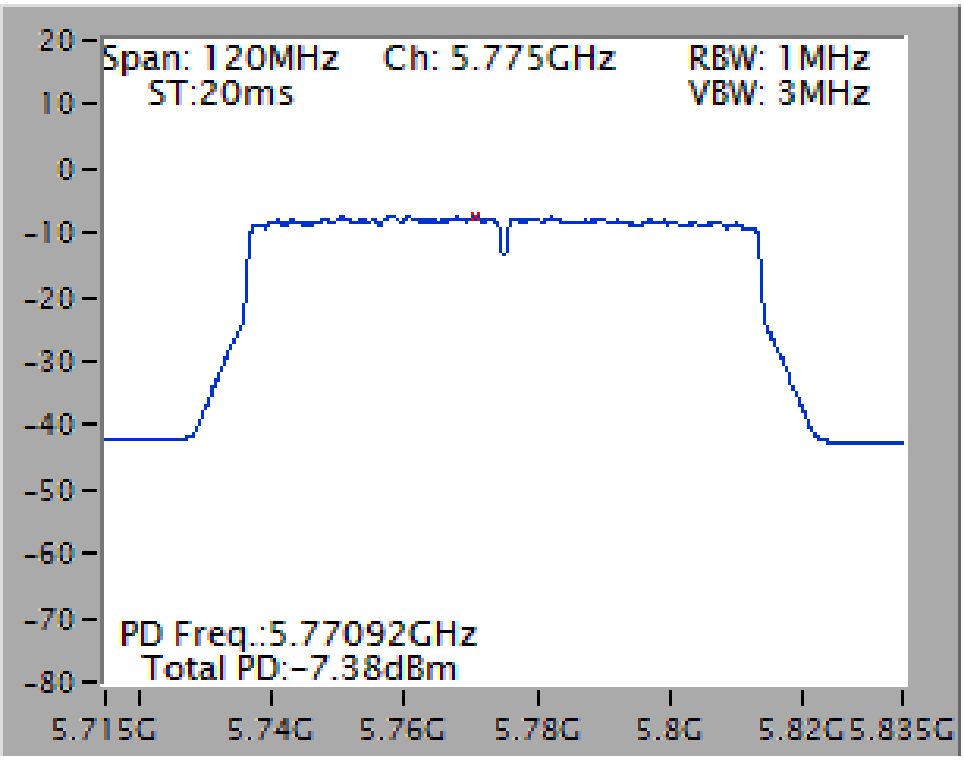

For Mode 2:

Power Density Plot on Configuration IEEE 802.11ac MCS0/Nss1 VHT20 / Chain 1 + Chain 2 + Chain 3 + Chain 4 / 5200 MHz

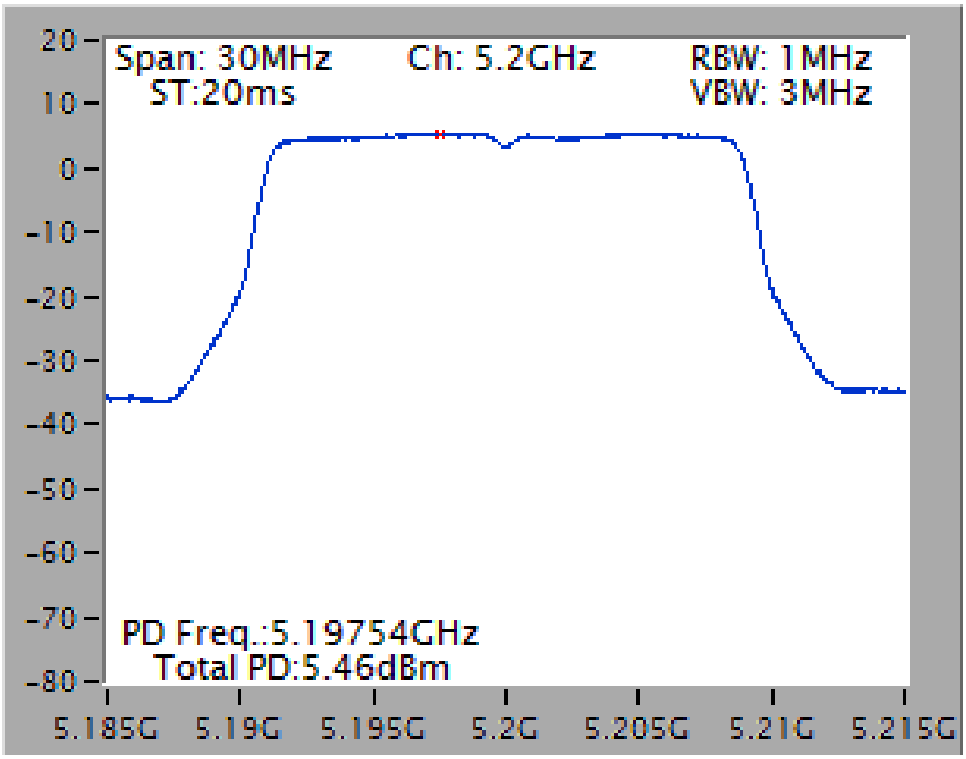

Power Density Plot on Configuration IEEE 802.11ac MCS0/Nss1 VHT20 / Chain 1 + Chain 2 + Chain 3 + Chain 4 / 5785 MHz

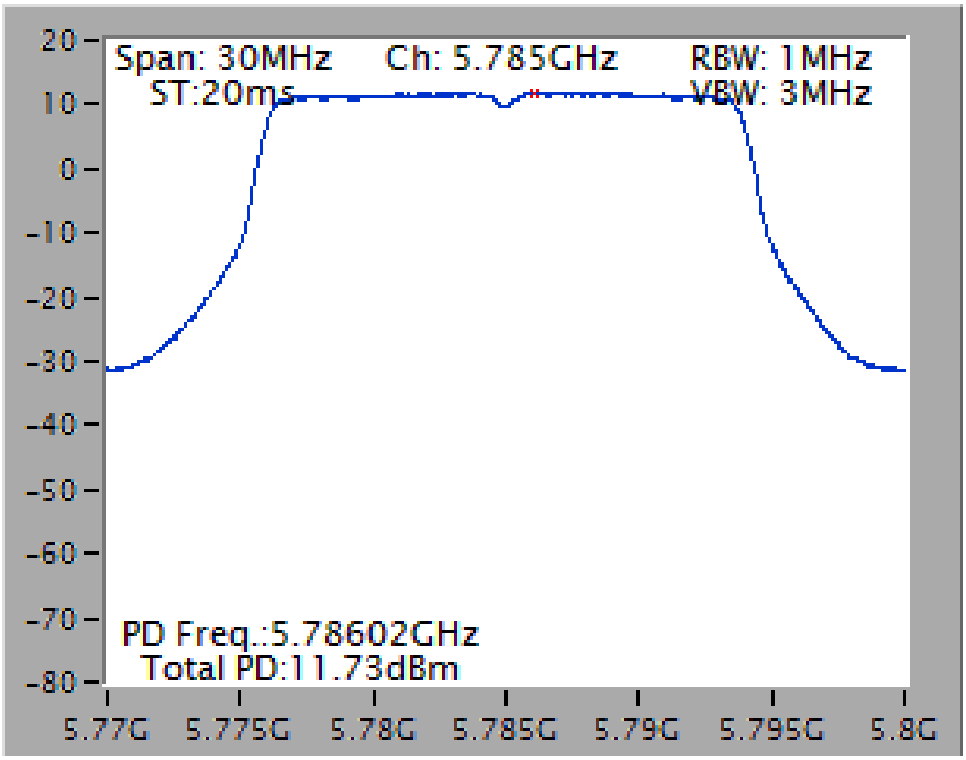

Power Density Plot on Configuration IEEE 802.11ac MCS0/Nss1 VHT40 / Chain 1 + Chain 2 + Chain 3 + Chain 4 / 5230 MHz

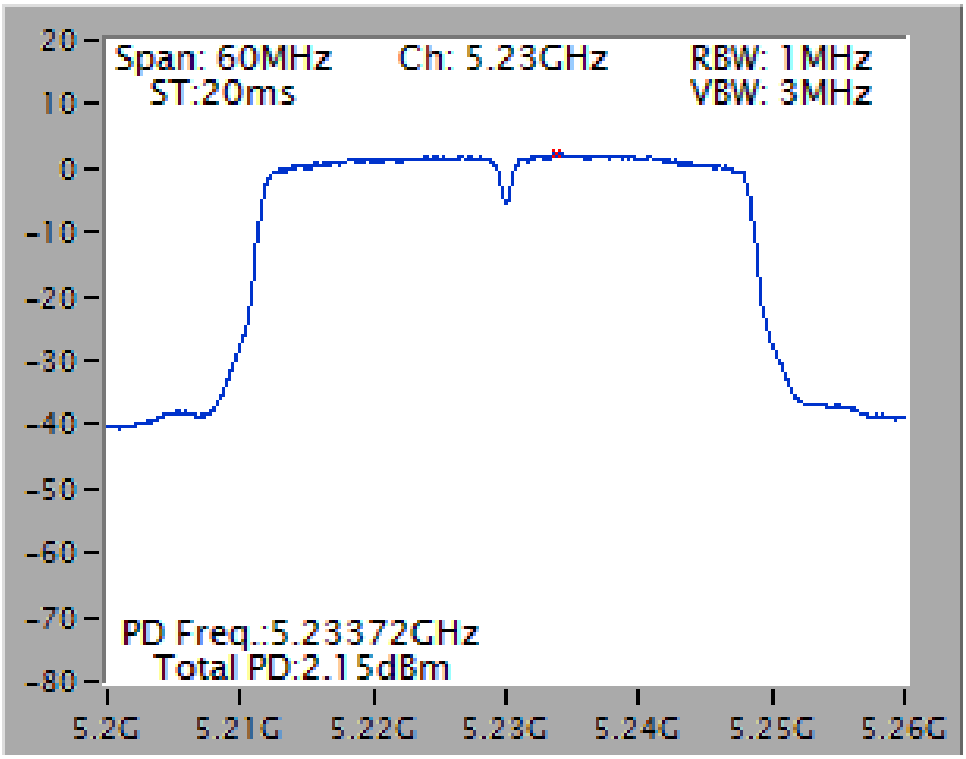

Power Density Plot on Configuration IEEE 802.11ac MCS0/Nss1 VHT40 / Chain 1 + Chain 2 + Chain 3 + Chain 4 / 5795 MHz

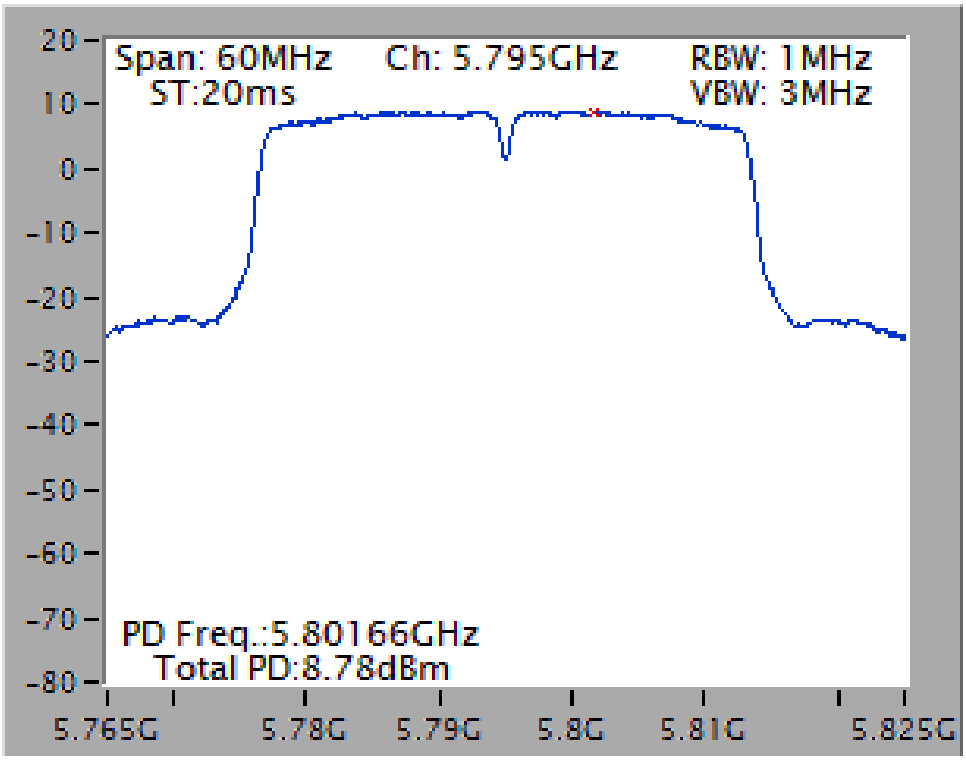

Power Density Plot on Configuration IEEE 802.11ac MCS0/Nss1 VHT80 / Chain 1 + Chain 2 + Chain 3 + Chain 4 / 5210 MHz

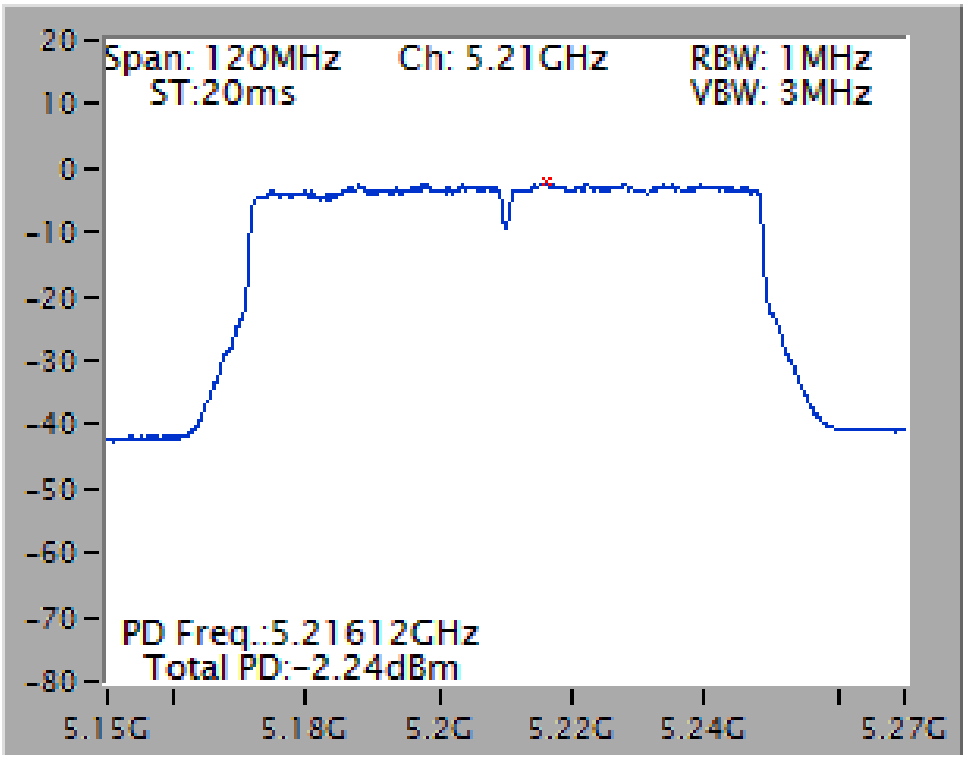

Power Density Plot on Configuration IEEE 802.11ac MCS0/Nss1 VHT80 / Chain 1 + Chain 2 + Chain 3 + Chain 4 / 5775 MHz

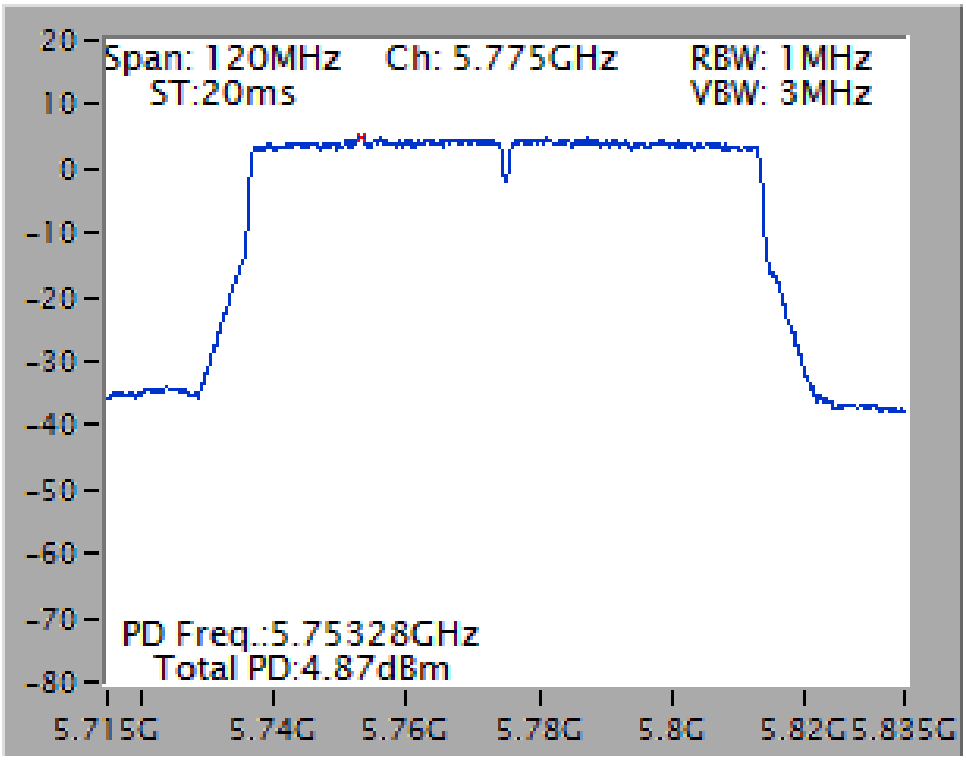

Power Density Plot on Configuration IEEE 802.11ac MCS0/Nss2 VHT20 / Chain 1 + Chain 2 + Chain 3 + Chain 4 / 5180 MHz

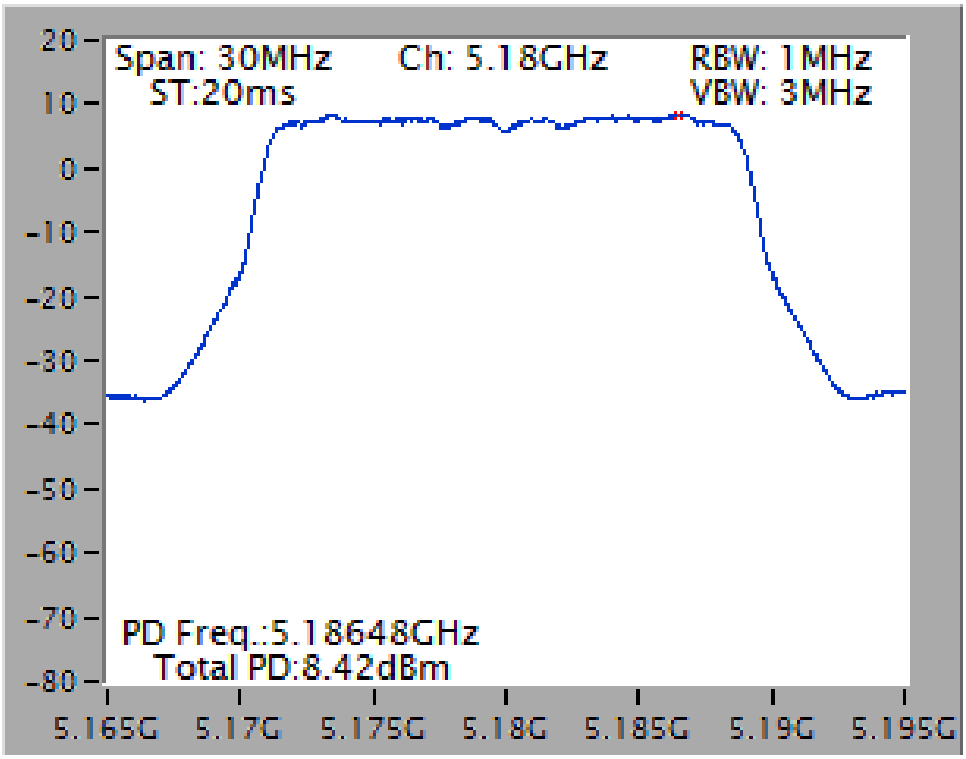

Power Density Plot on Configuration IEEE 802.11ac MCS0/Nss2 VHT20 / Chain 1 + Chain 2 + Chain 3 + Chain 4 / 5785 MHz

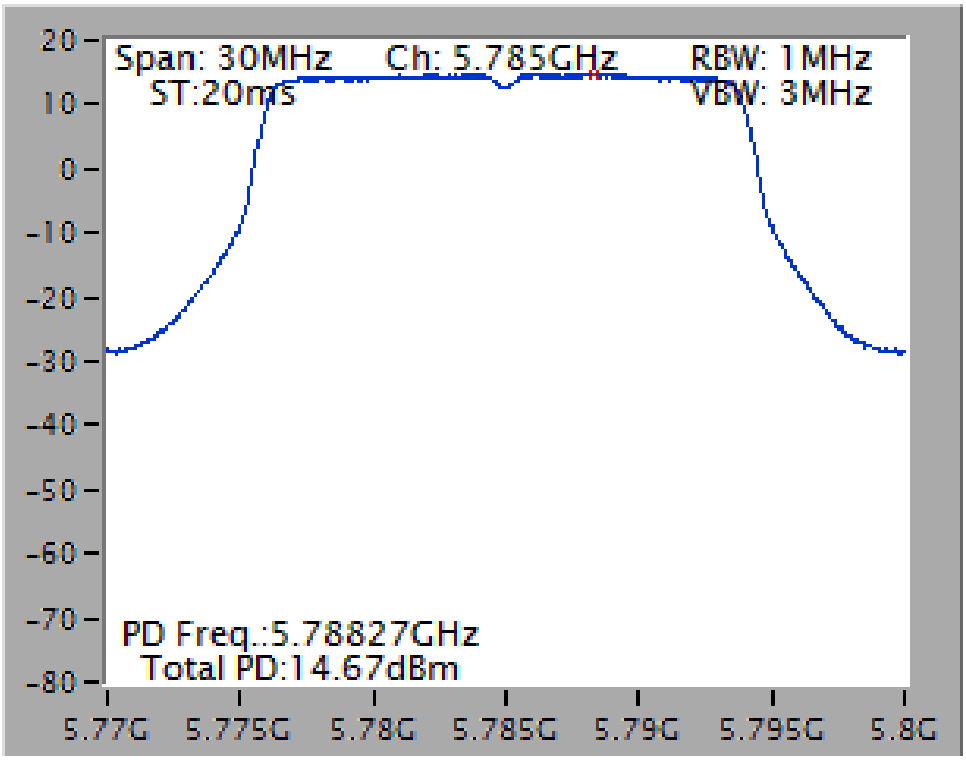

Power Density Plot on Configuration IEEE 802.11ac MCS0/Nss2 VHT40 / Chain 1 + Chain 2 + Chain 3 + Chain 4 / 5190 MHz

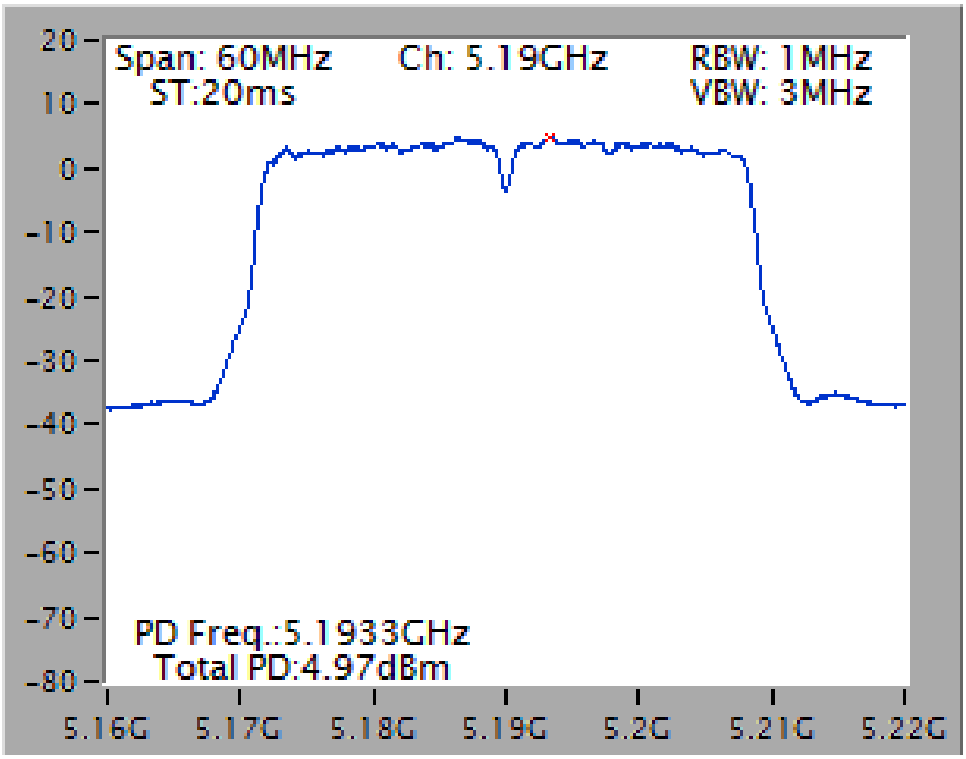

Power Density Plot on Configuration IEEE 802.11ac MCS0/Nss2 VHT40 / Chain 1 + Chain 2 + Chain 3 + Chain 4 / 5795 MHz

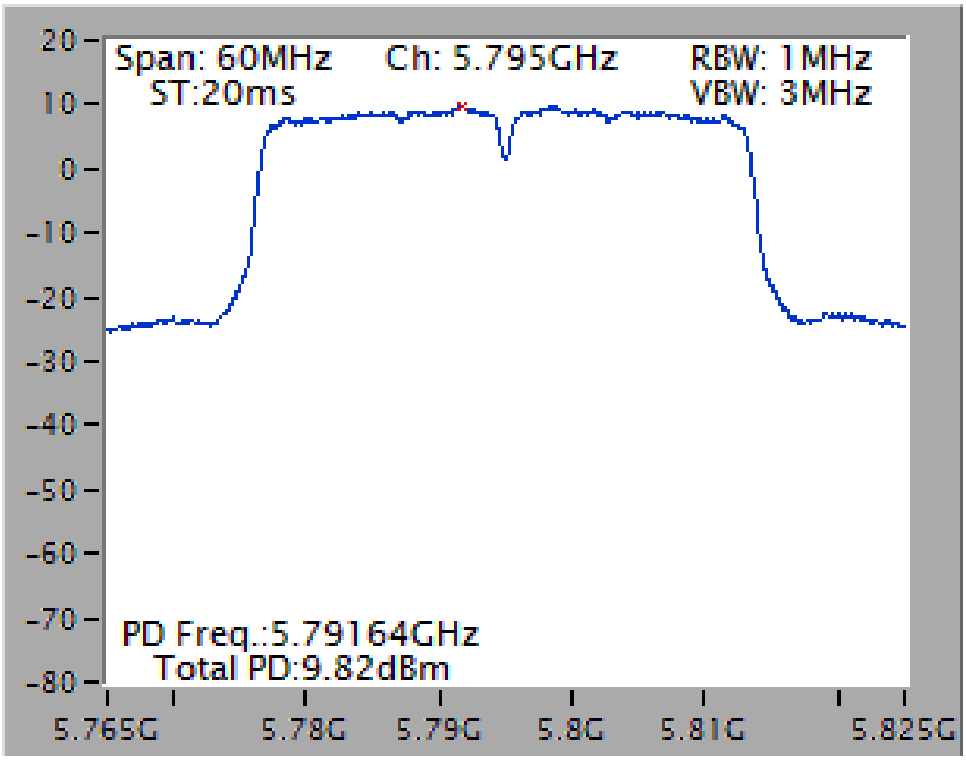

Power Density Plot on Configuration IEEE 802.11ac MCS0/Nss2 VHT80 / Chain 1 + Chain 2 + Chain 3 + Chain 4 / 5210 MHz

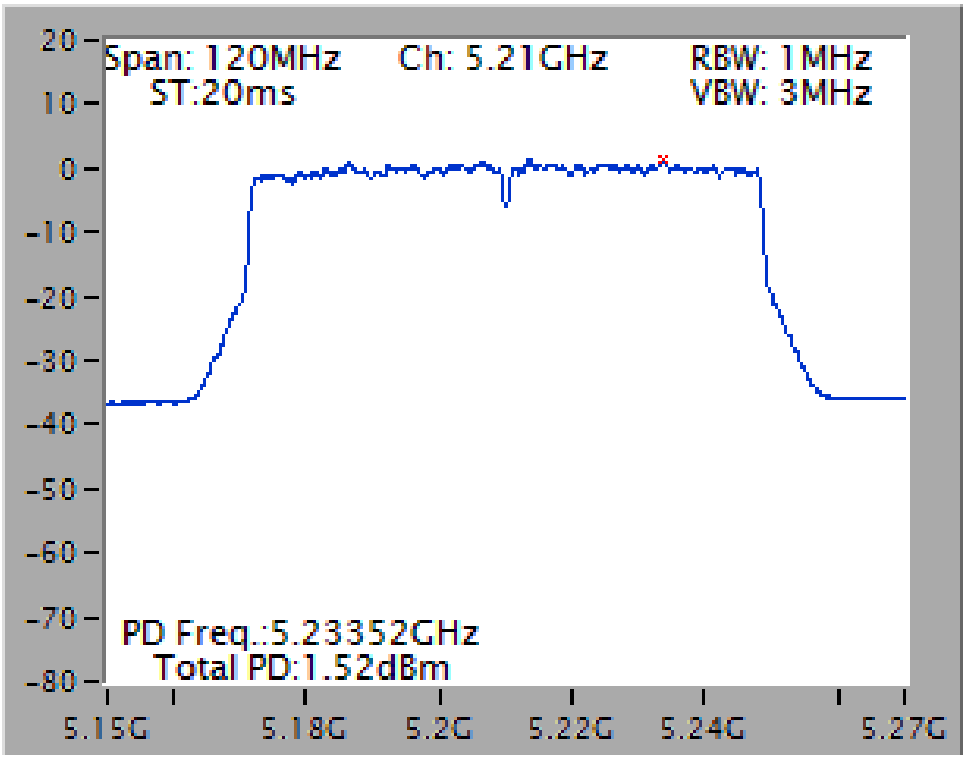

Power Density Plot on Configuration IEEE 802.11ac MCS0/Nss2 VHT80 / Chain 1 + Chain 2 + Chain 3 + Chain 4 / 5775 MHz

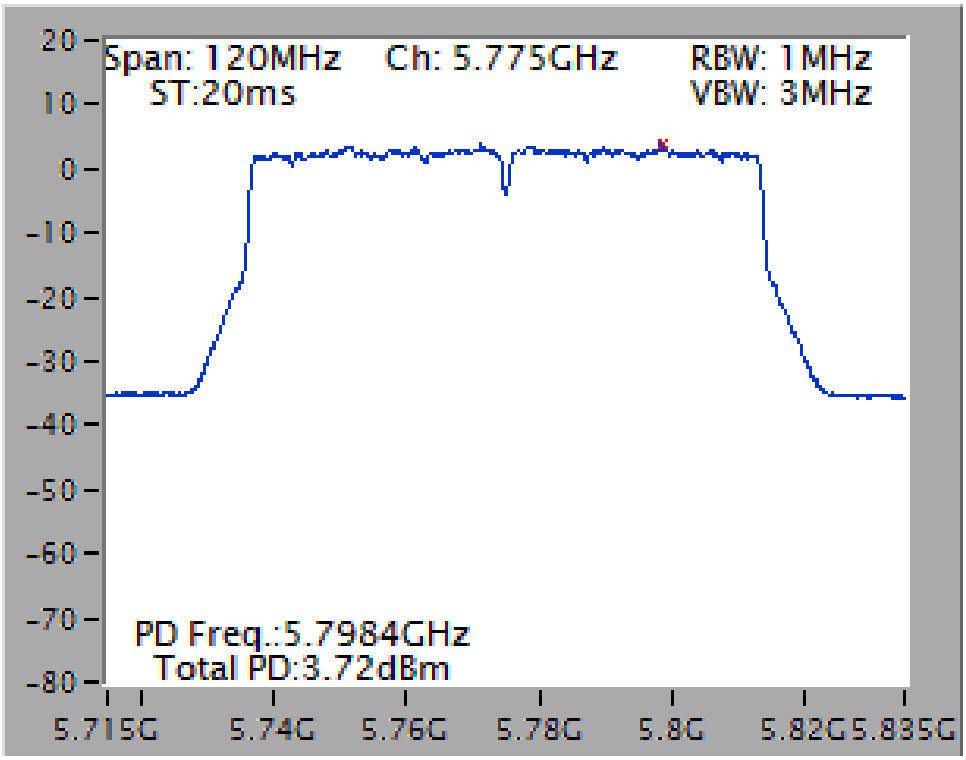

Power Density Plot on Configuration IEEE 802.11ac MCS0/Nss3 VHT20 / Chain 1 + Chain 2 + Chain 3 + Chain 4 / 5200 MHz

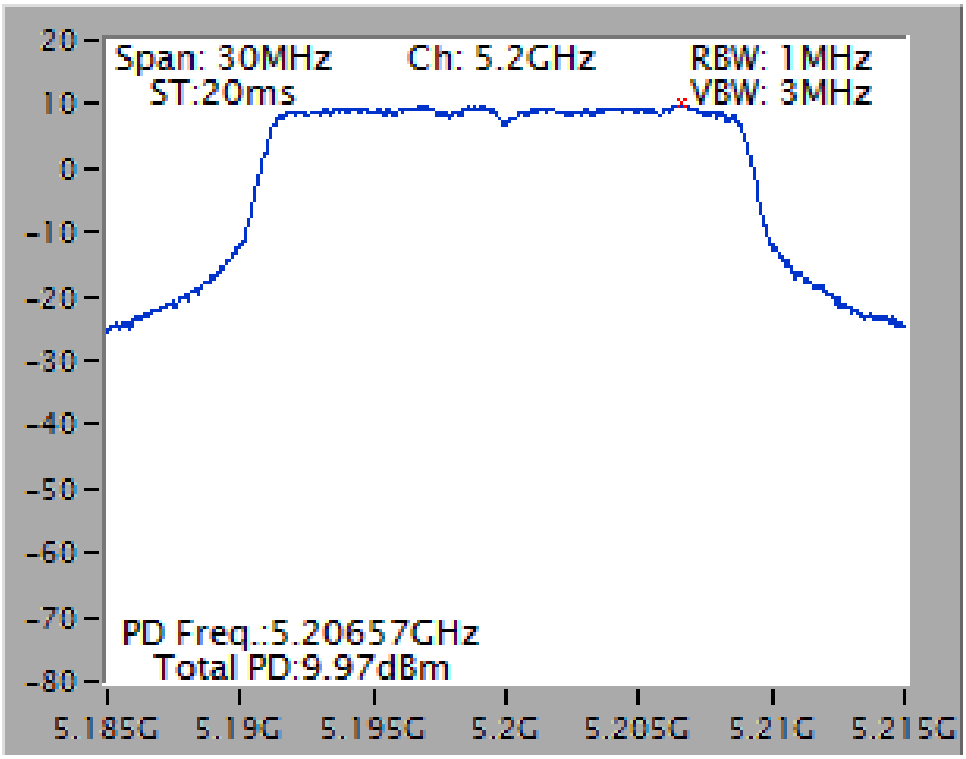

Power Density Plot on Configuration IEEE 802.11ac MCS0/Nss3 VHT20 / Chain 1 + Chain 2 + Chain 3 + Chain 4 / 5745 MHz

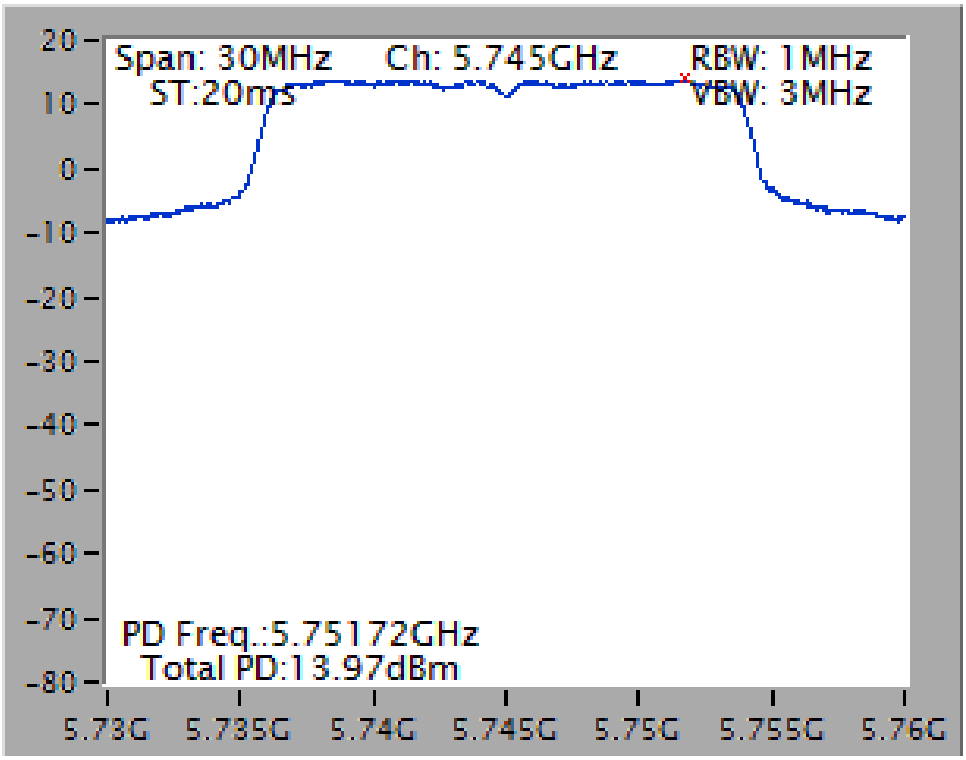

Power Density Plot on Configuration IEEE 802.11ac MCS0/Nss3 VHT40 / Chain 1 + Chain 2 + Chain 3 + Chain 4 / 5230 MHz

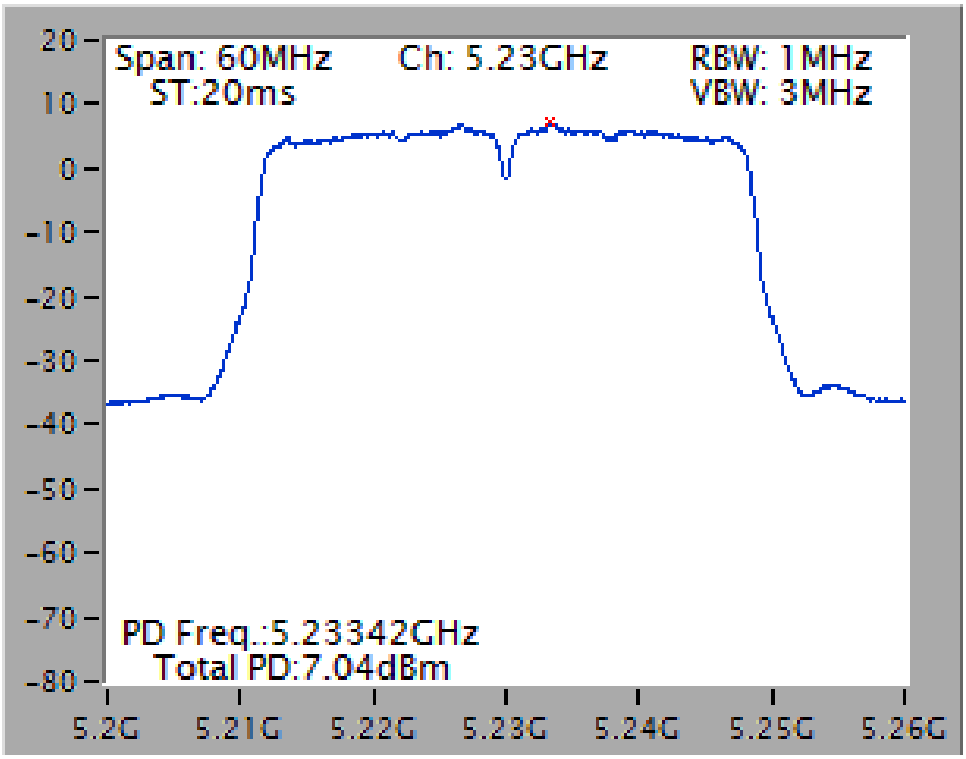

Power Density Plot on Configuration IEEE 802.11ac MCS0/Nss3 VHT40 / Chain 1 + Chain 2 + Chain 3 + Chain 4 / 5755 MHz

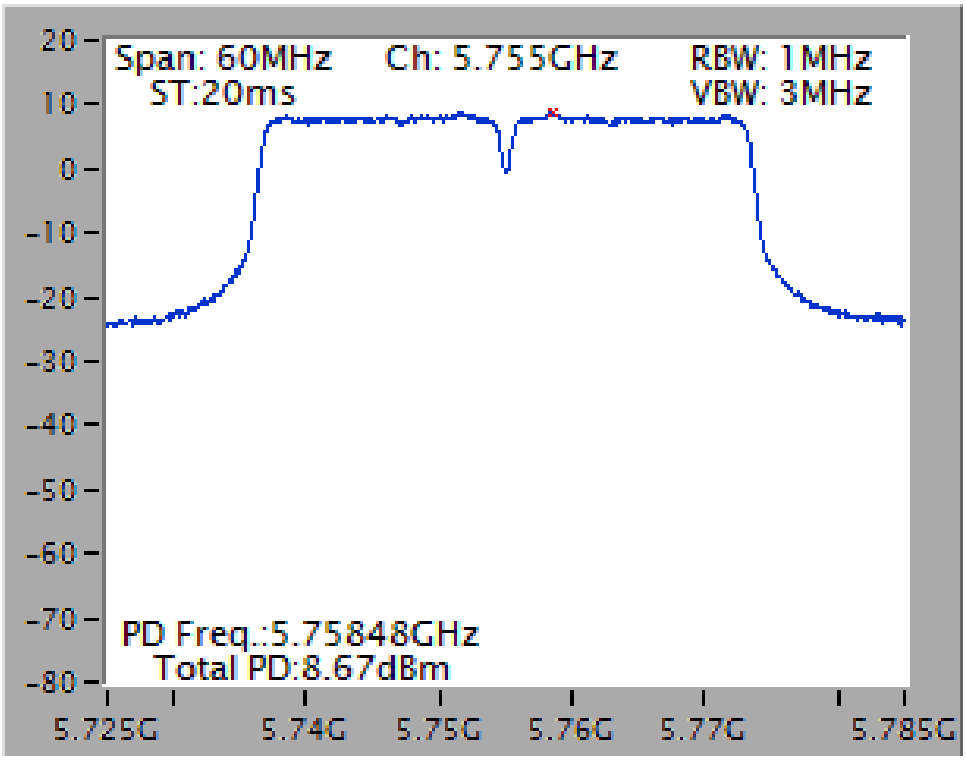

Power Density Plot on Configuration IEEE 802.11ac MCS0/Nss3 VHT80 / Chain 1 + Chain 2 + Chain 3 + Chain 4 / 5210 MHz

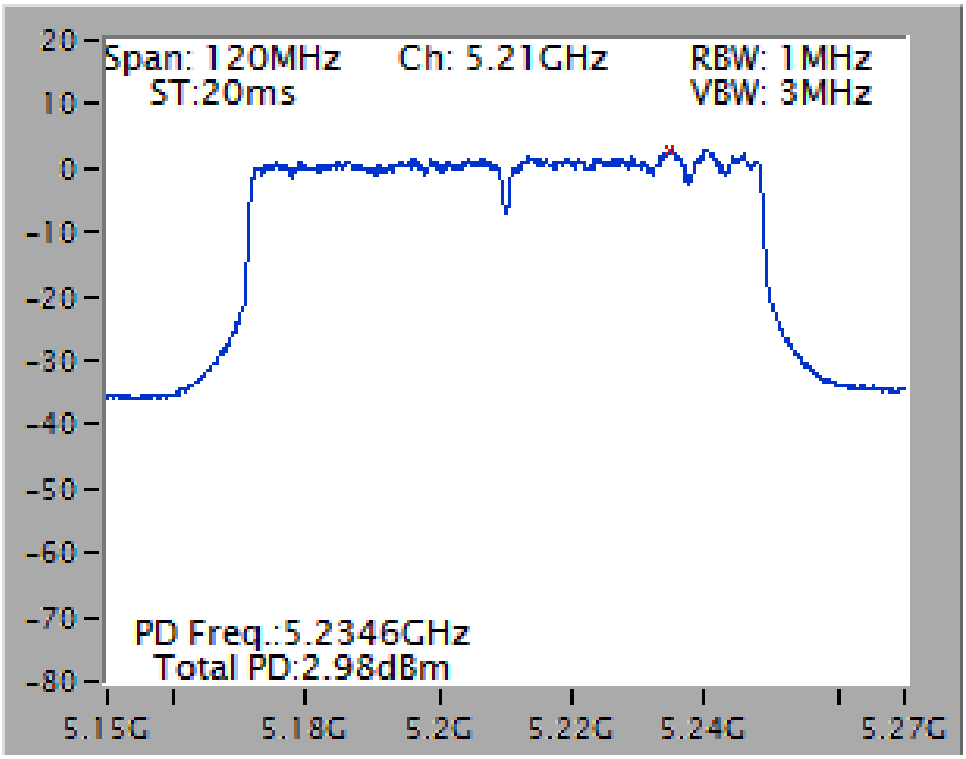

Power Density Plot on Configuration IEEE 802.11ac MCS0/Nss3 VHT80 / Chain 1 + Chain 2 + Chain 3 + Chain 4 / 5775 MHz

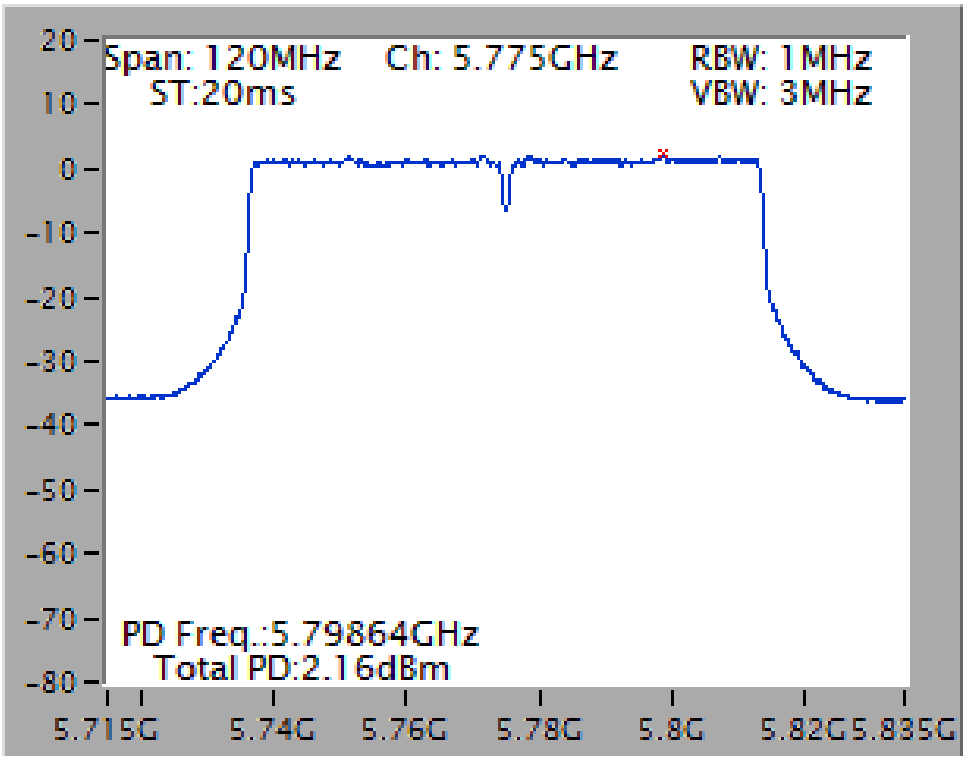

For 802.11ac MCS0/Nss2 VHT80+80 Mode

Type 1

Power Density Plot on Chain 1 + Chain 2 / 5210 MHz

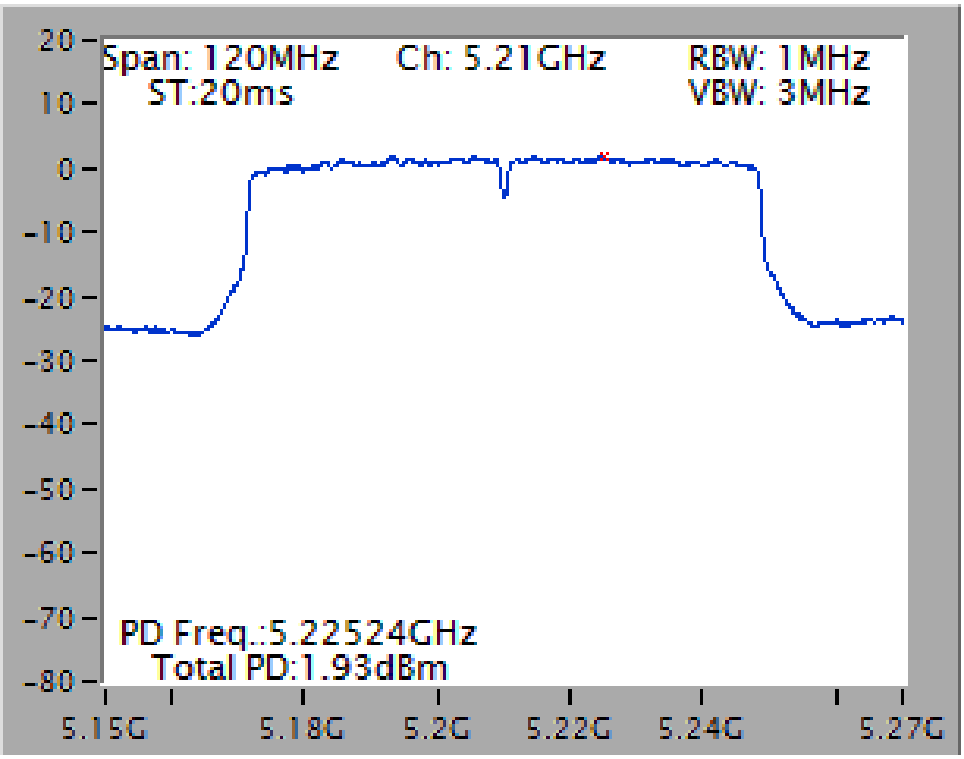

Power Density Plot on Chain 3 + Chain 4 / 5775 MHz

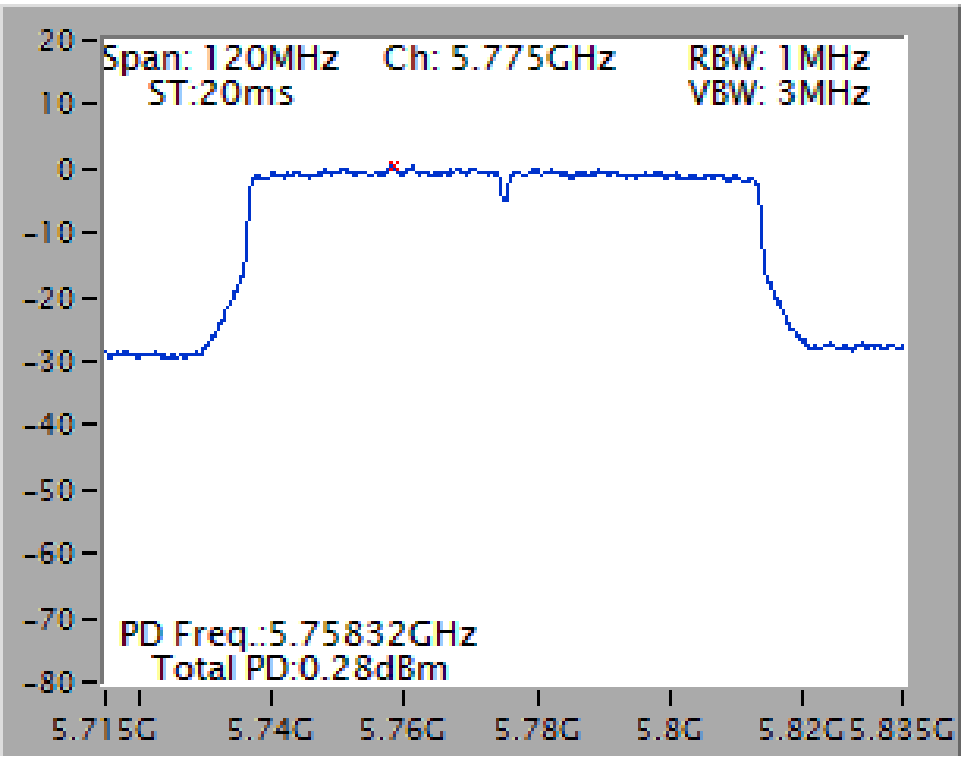

For Mode 3:

Power Density Plot on Configuration IEEE 802.11ac MCS0/Nss1 VHT20 / Chain 1 + Chain 2 + Chain 3 + Chain 4 / 5240 MHz

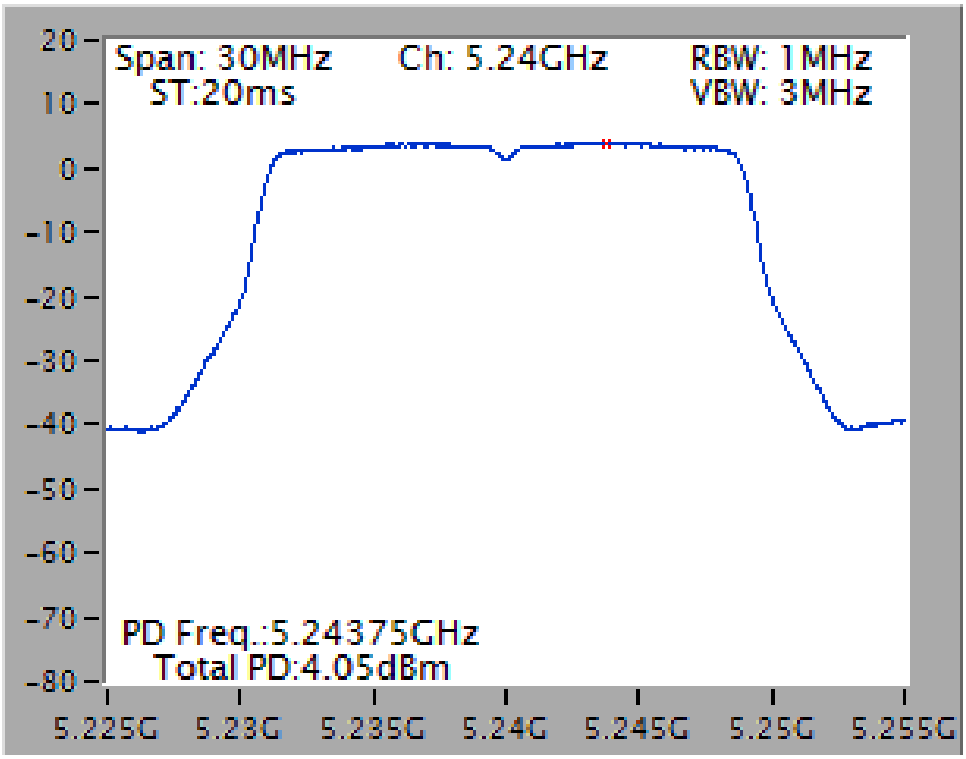

Power Density Plot on Configuration IEEE 802.11ac MCS0/Nss1 VHT20 / Chain 1 + Chain 2 + Chain 3 + Chain 4 / 5785 MHz

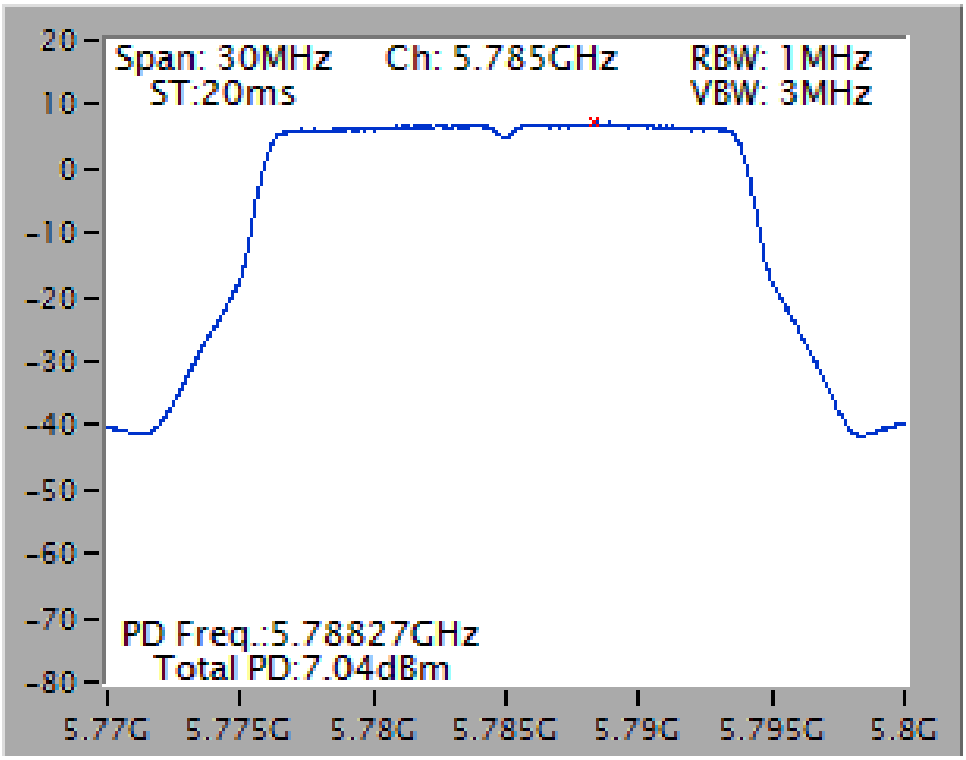

Power Density Plot on Configuration IEEE 802.11ac MCS0/Nss1 VHT40 / Chain 1 + Chain 2 + Chain 3 + Chain 4 / 5230 MHz

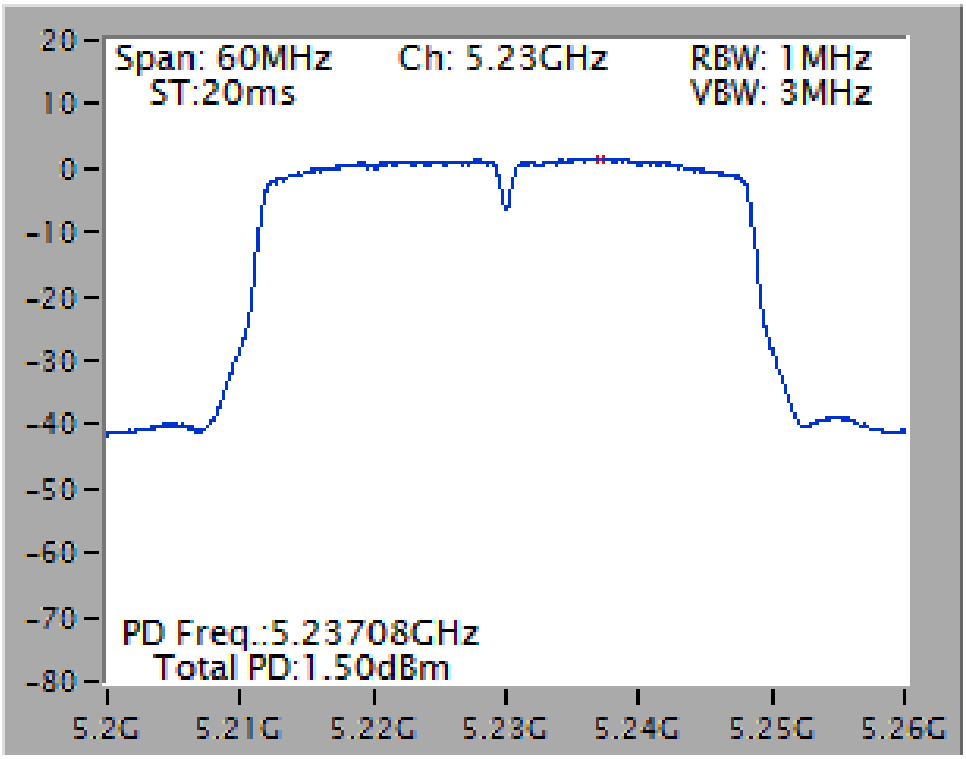

Power Density Plot on Configuration IEEE 802.11ac MCS0/Nss1 VHT40 / Chain 1 + Chain 2 + Chain 3 + Chain 4 / 5795 MHz

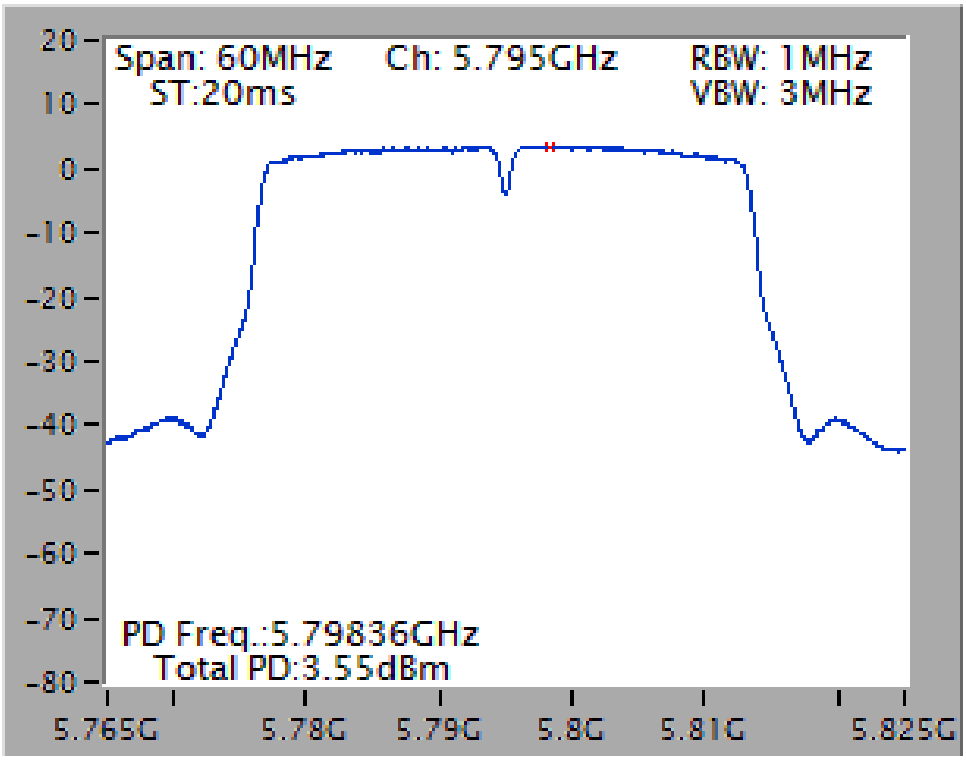

Power Density Plot on Configuration IEEE 802.11ac MCS0/Nss1 VHT80 / Chain 1 + Chain 2 + Chain 3 + Chain 4 / 5210 MHz

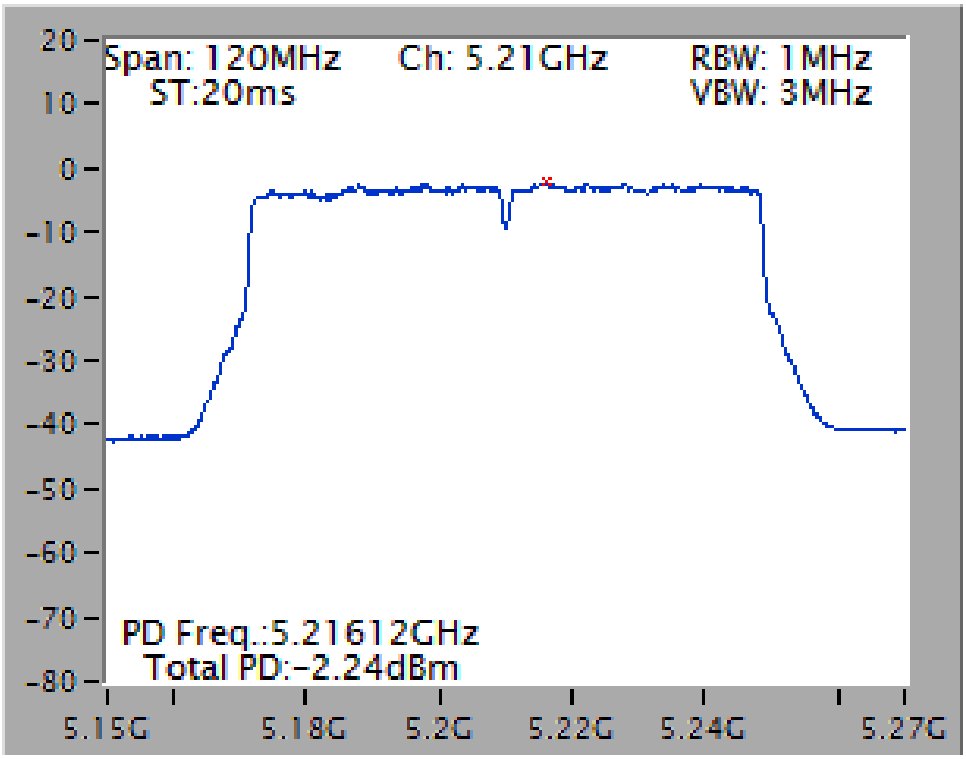

Power Density Plot on Configuration IEEE 802.11ac MCS0/Nss1 VHT80 / Chain 1 + Chain 2 + Chain 3 + Chain 4 / 5775 MHz

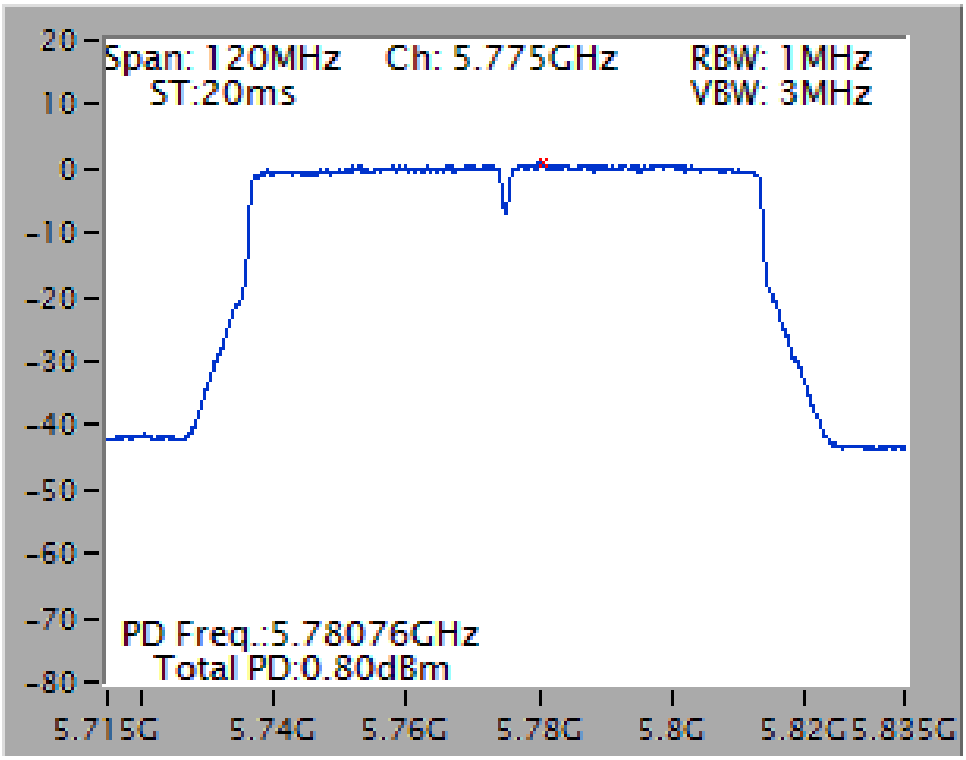

Power Density Plot on Configuration IEEE 802.11ac MCS0/Nss2 VHT20 / Chain 1 + Chain 2 + Chain 3 + Chain 4 / 5200 MHz

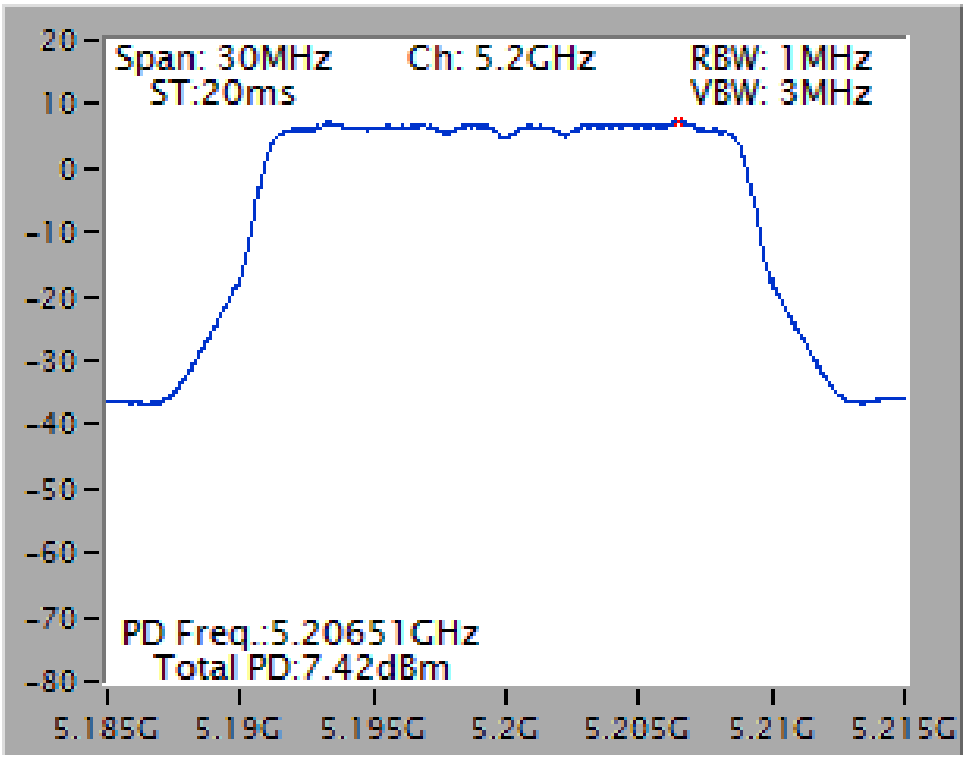

Power Density Plot on Configuration IEEE 802.11ac MCS0/Nss2 VHT20 / Chain 1 + Chain 2 + Chain 3 + Chain 4 / 5825 MHz

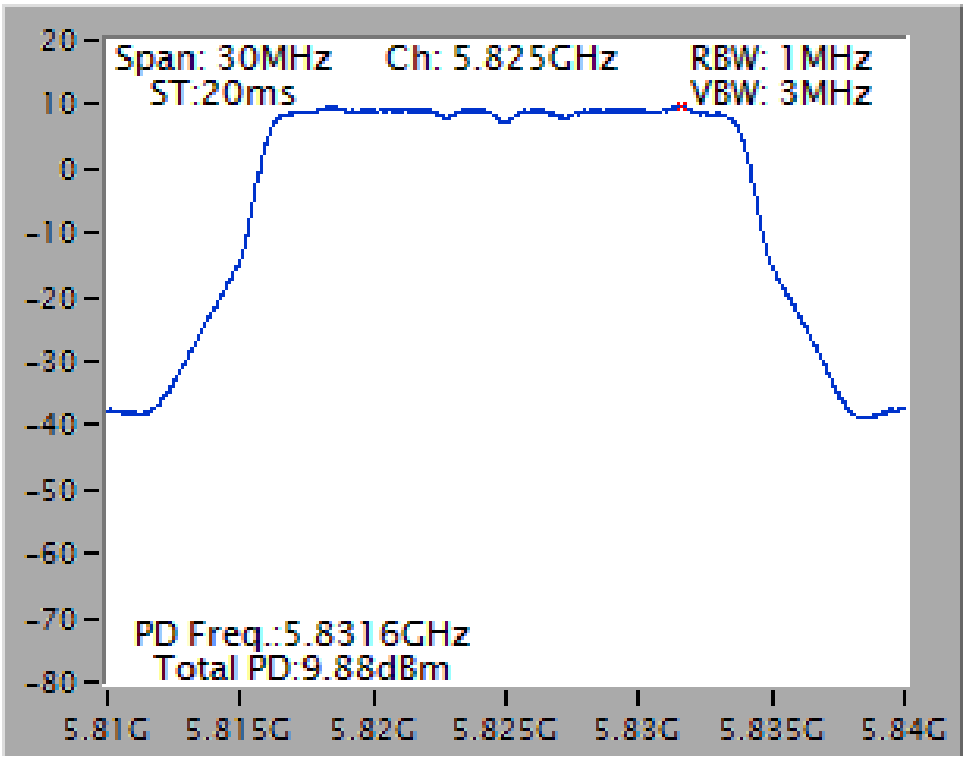

Power Density Plot on Configuration IEEE 802.11ac MCS0/Nss2 VHT40 / Chain 1 + Chain 2 + Chain 3 + Chain 4 / 5230 MHz

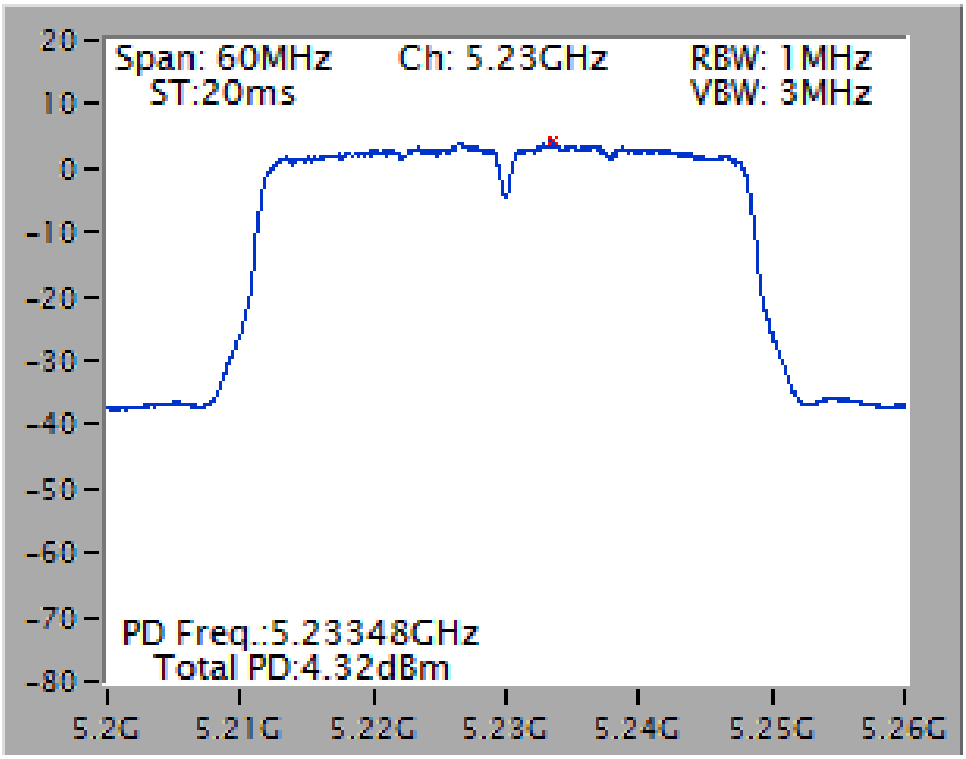

Power Density Plot on Configuration IEEE 802.11ac MCS0/Nss2 VHT40 / Chain 1 + Chain 2 + Chain 3 + Chain 4 / 5795 MHz

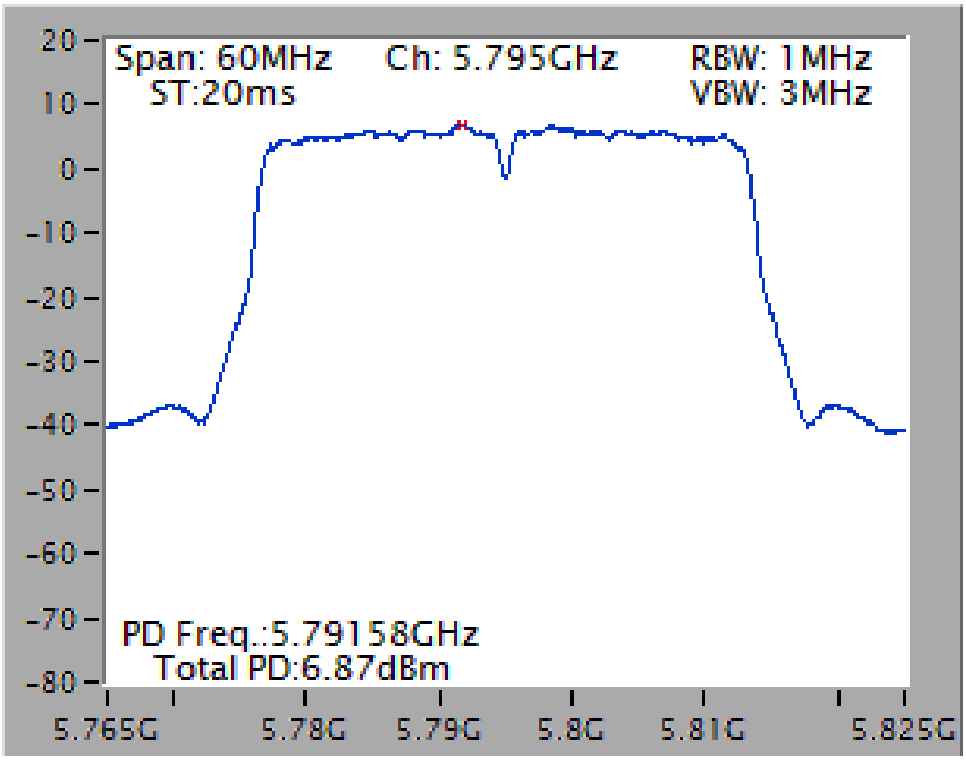

Power Density Plot on Configuration IEEE 802.11ac MCS0/Nss2 VHT80 / Chain 1 + Chain 2 + Chain 3 + Chain 4 / 5210 MHz

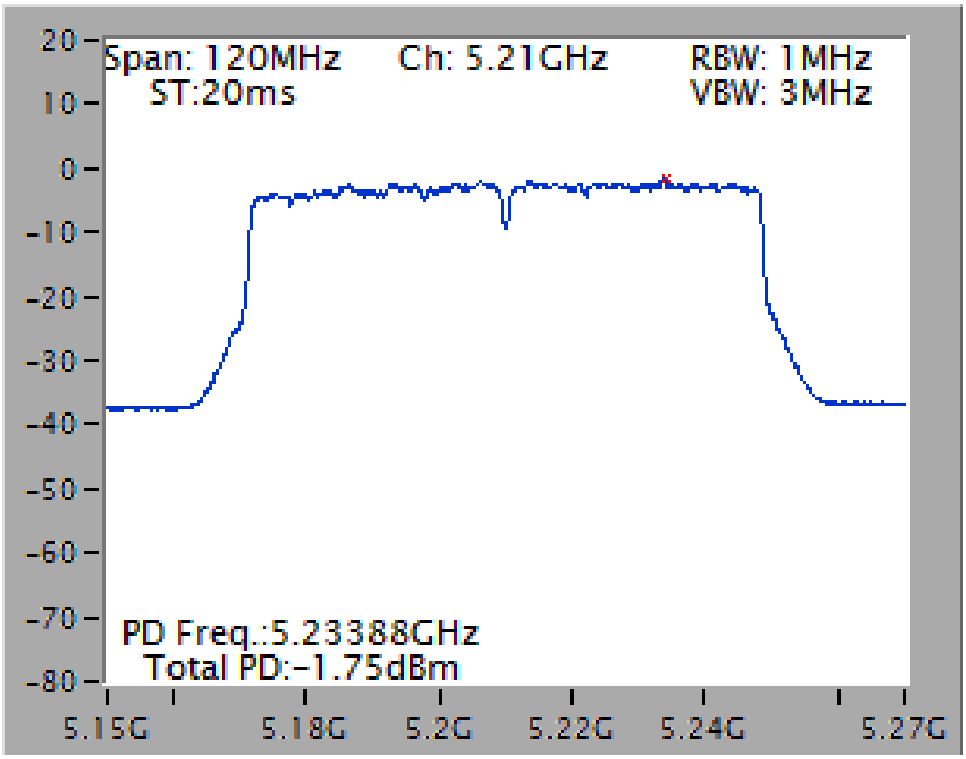

Power Density Plot on Configuration IEEE 802.11ac MCS0/Nss2 VHT80 / Chain 1 + Chain 2 + Chain 3 + Chain 4 / 5775 MHz

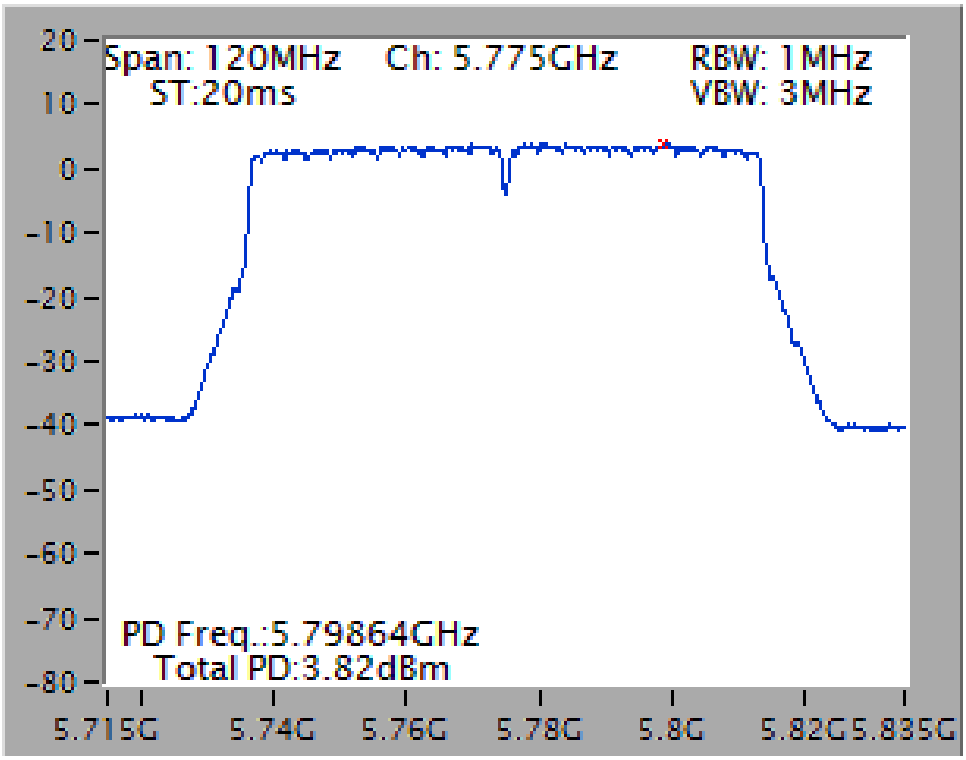

Power Density Plot on Configuration IEEE 802.11ac MCS0/Nss3 VHT20 / Chain 1 + Chain 2 + Chain 3 + Chain 4 / 5180 MHz

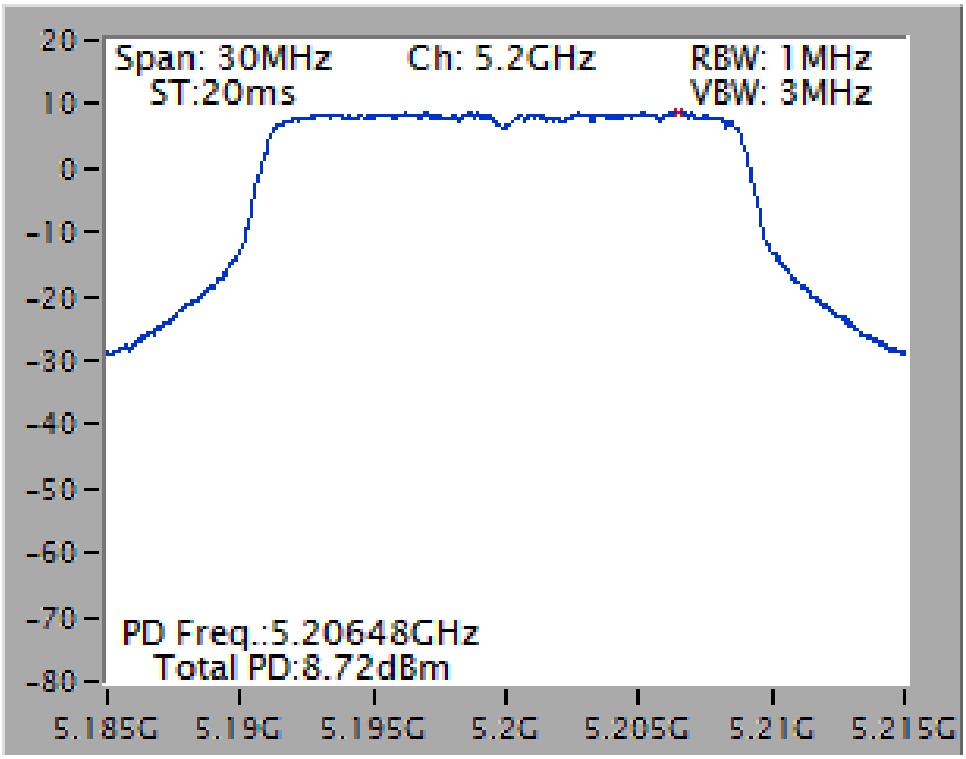

Power Density Plot on Configuration IEEE 802.11ac MCS0/Nss3 VHT20 / Chain 1 + Chain 2 + Chain 3 + Chain 4 / 5745 MHz

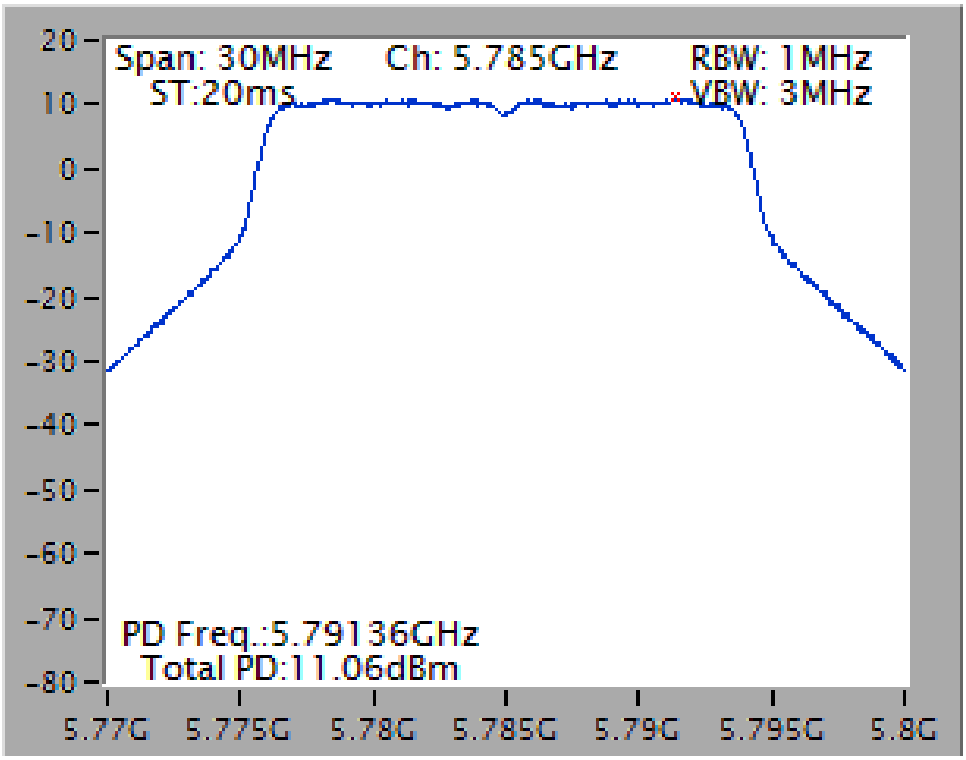

Power Density Plot on Configuration IEEE 802.11ac MCS0/Nss3 VHT40 / Chain 1 + Chain 2 + Chain 3 + Chain 4 / 5230 MHz

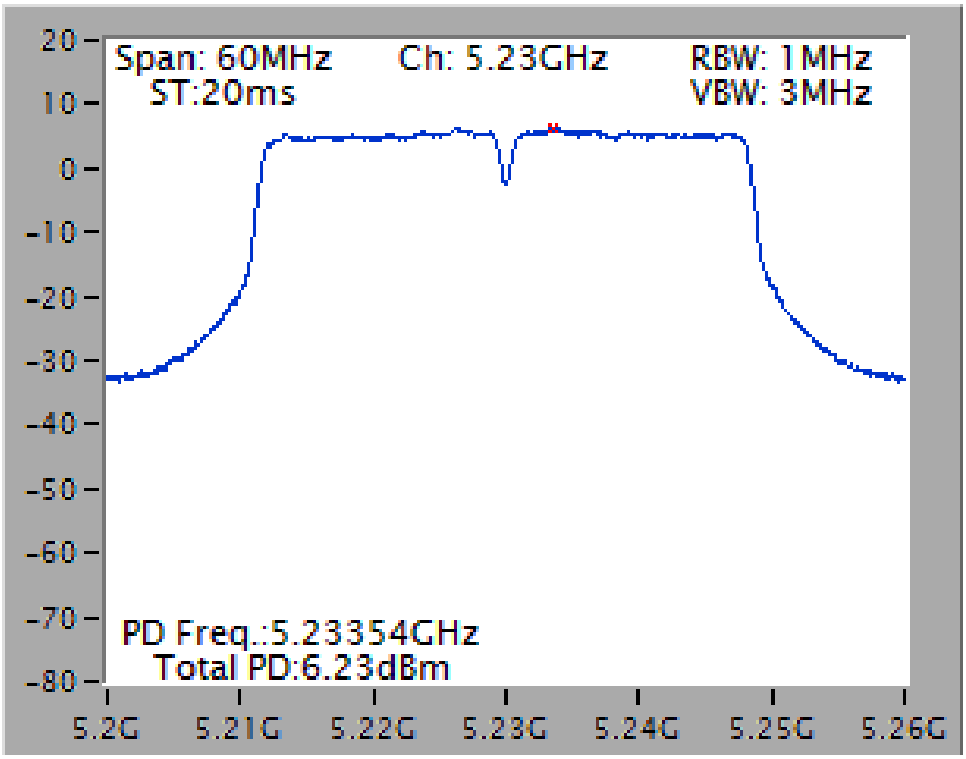

Power Density Plot on Configuration IEEE 802.11ac MCS0/Nss3 VHT40 / Chain 1 + Chain 2 + Chain 3 + Chain 4 / 5755 MHz

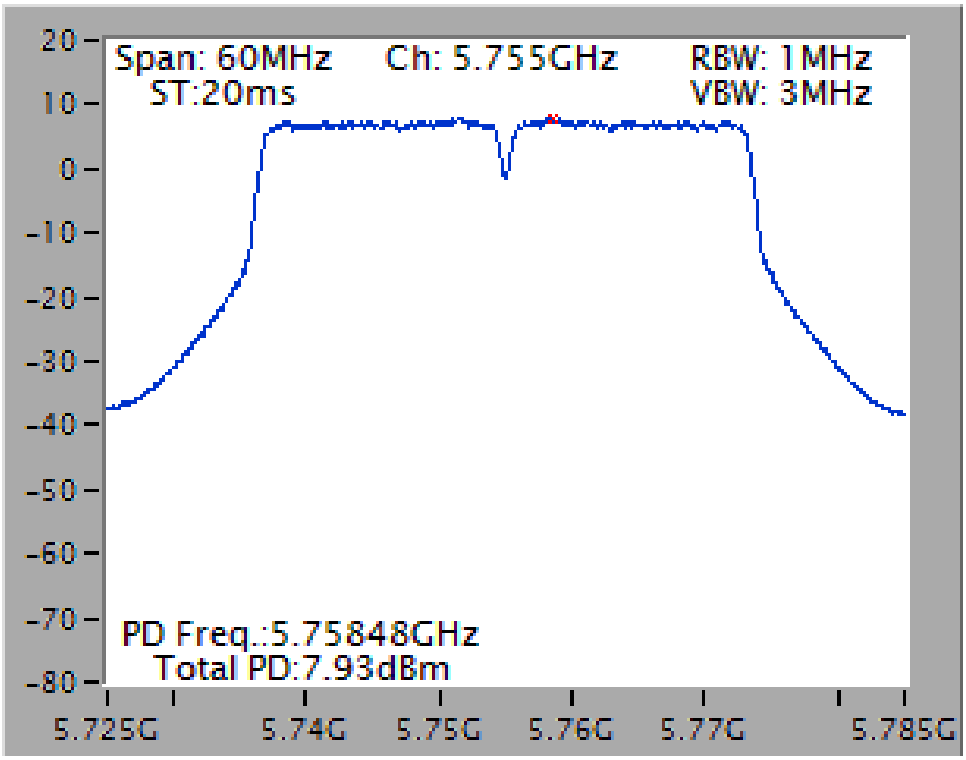

Power Density Plot on Configuration IEEE 802.11ac MCS0/Nss3 VHT80 / Chain 1 + Chain 2 + Chain 3 + Chain 4 / 5210 MHz

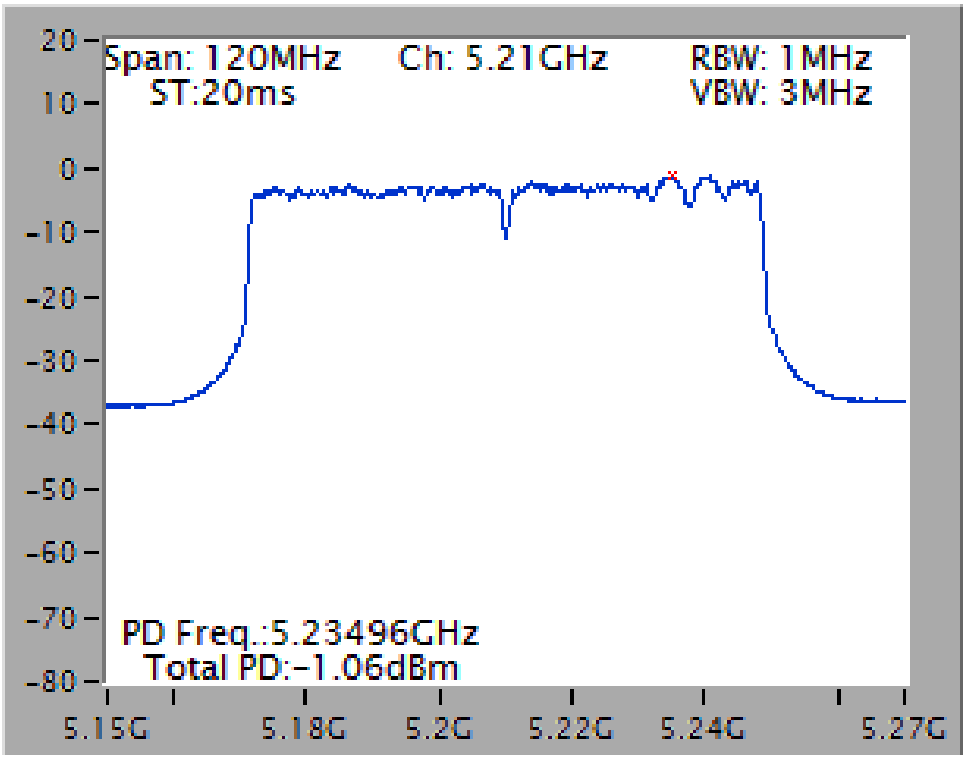

Power Density Plot on Configuration IEEE 802.11ac MCS0/Nss3 VHT80 / Chain 1 + Chain 2 + Chain 3 + Chain 4 / 5775 MHz

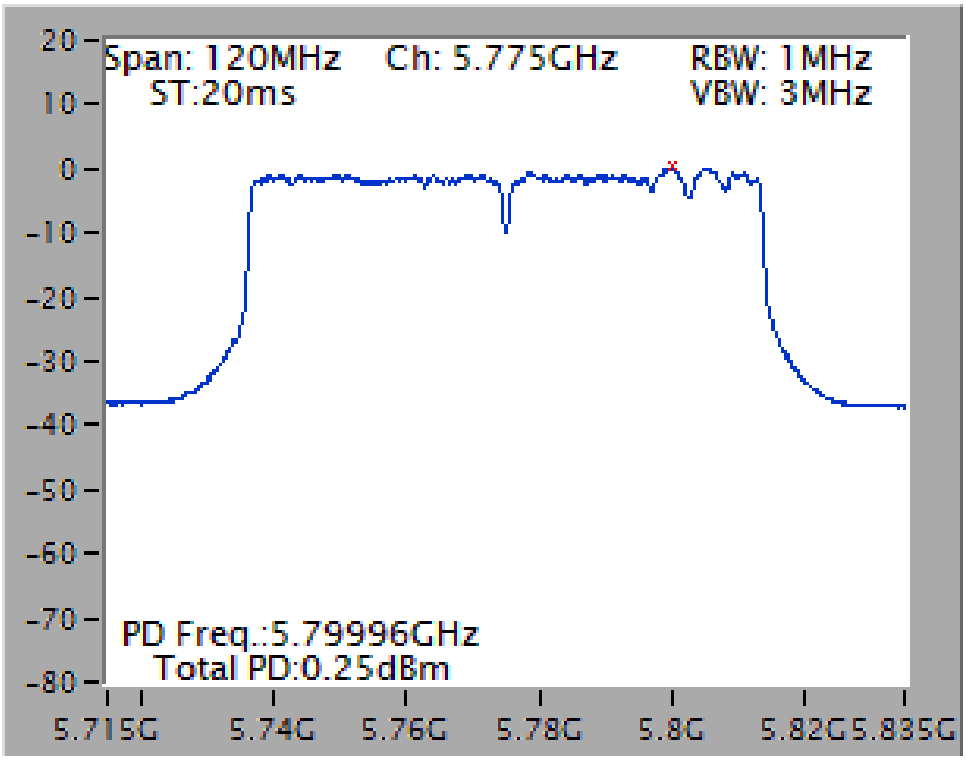

For 802.11ac MCS0/Nss2 VHT80+80 Mode

Type 1

Power Density Plot on Chain 1 + Chain 2 / 5210 MHz

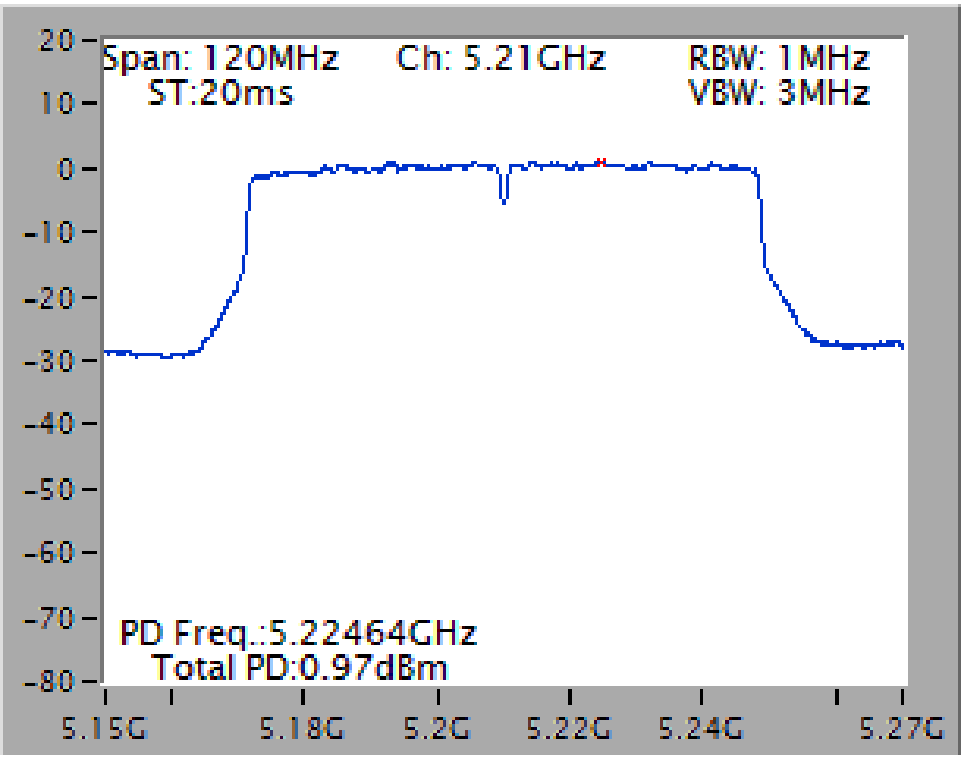

Power Density Plot on Chain 3 + Chain 4 / 5775 MHz

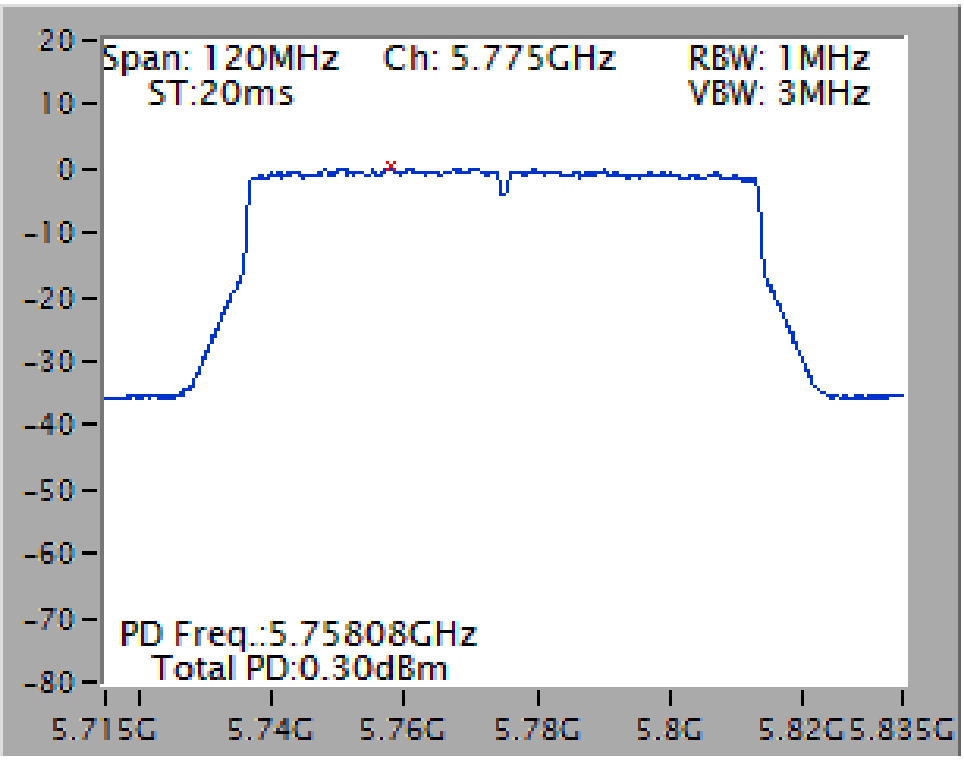

For Mode 4:

Power Density Plot on Configuration IEEE 802.11ac MCS0/Nss1 VHT20 / Chain 1 + Chain 2 + Chain 3 + Chain 4 / 5180 MHz

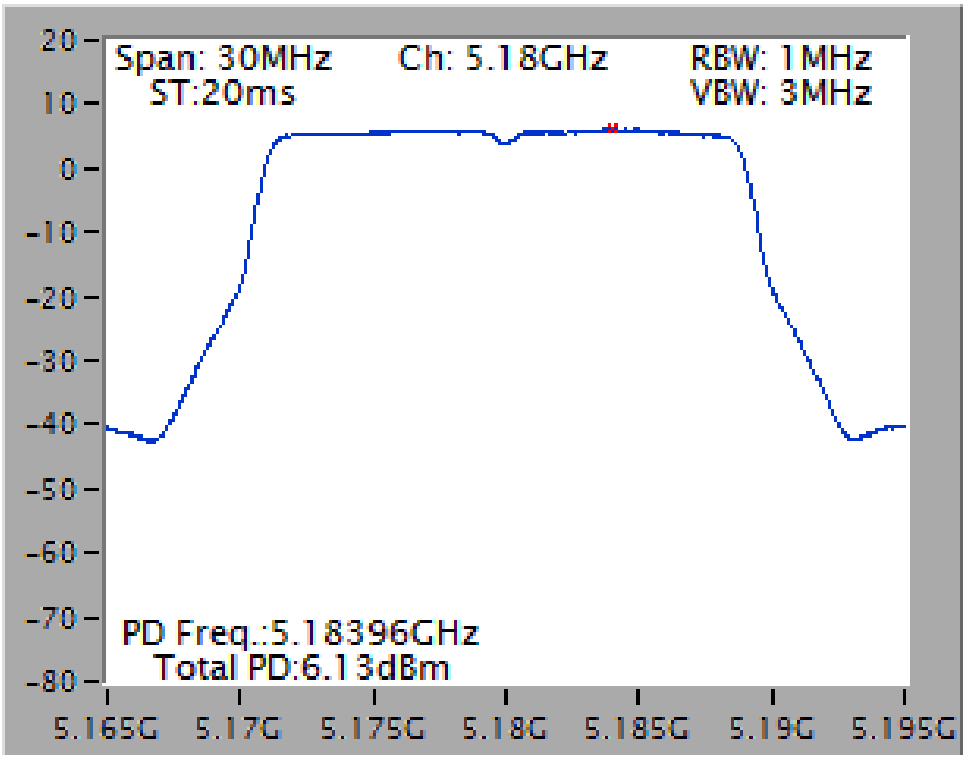

Power Density Plot on Configuration IEEE 802.11ac MCS0/Nss1 VHT20 / Chain 1 + Chain 2 + Chain 3 + Chain 4 / 5785 MHz

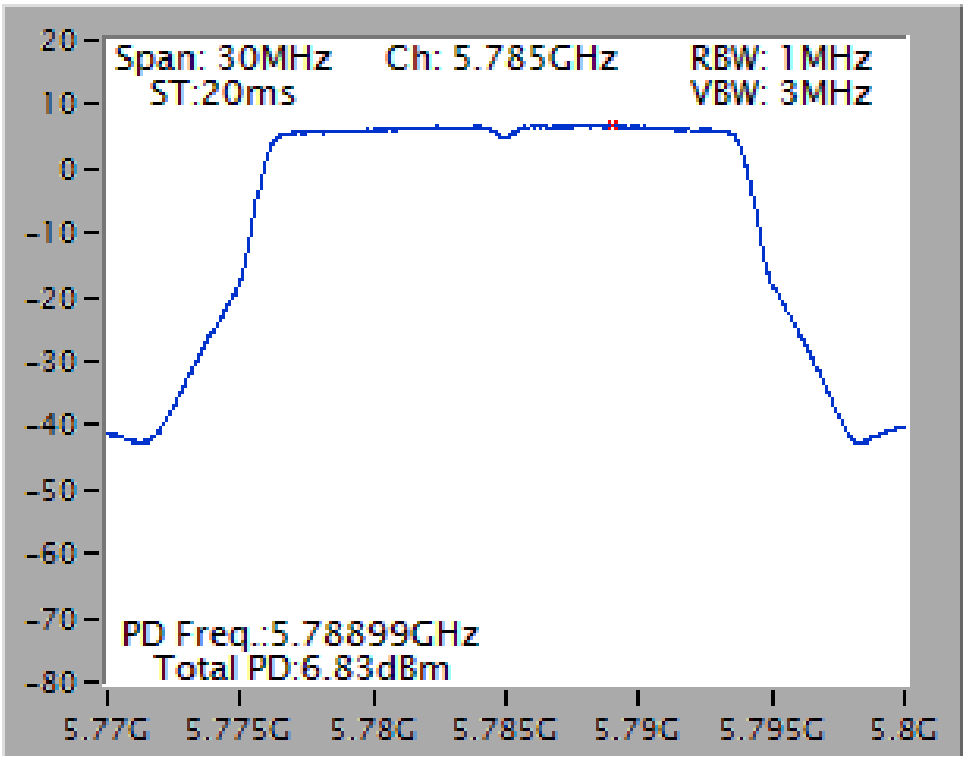

Power Density Plot on Configuration IEEE 802.11ac MCS0/Nss1 VHT40 / Chain 1 + Chain 2 + Chain 3 + Chain 4 / 5190 MHz

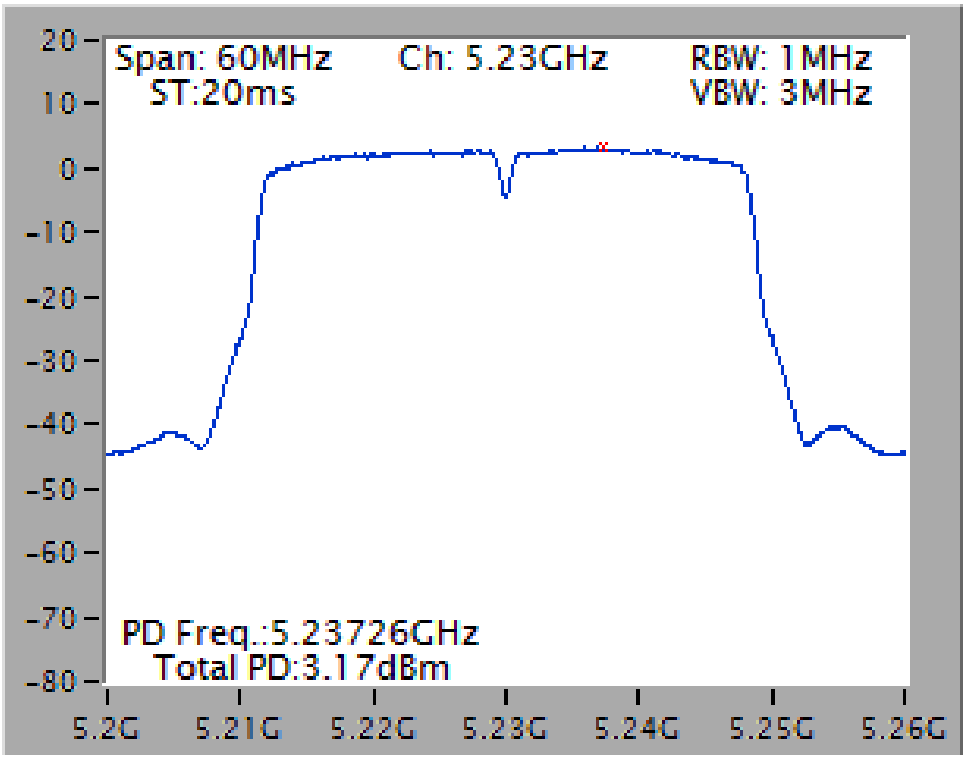

Power Density Plot on Configuration IEEE 802.11ac MCS0/Nss1 VHT40 / Chain 1 + Chain 2 + Chain 3 + Chain 4 / 5795 MHz

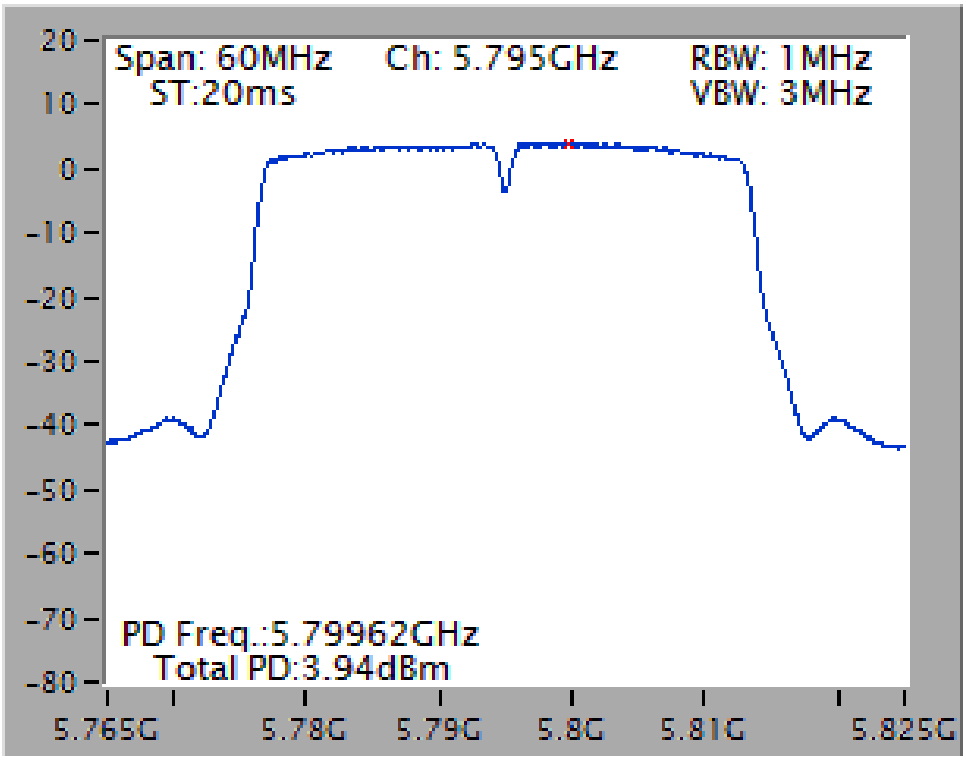

Power Density Plot on Configuration IEEE 802.11ac MCS0/Nss1 VHT80 / Chain 1 + Chain 2 + Chain 3 + Chain 4 / 5210 MHz

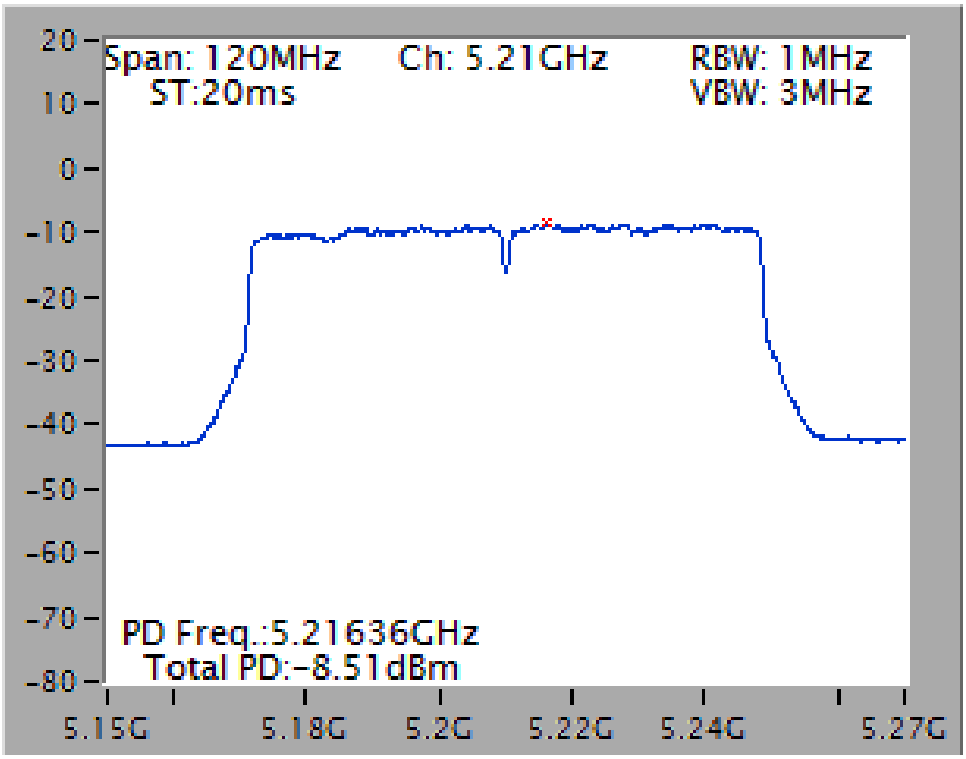

Power Density Plot on Configuration IEEE 802.11ac MCS0/Nss1 VHT80 / Chain 1 + Chain 2 + Chain 3 + Chain 4 / 5775 MHz

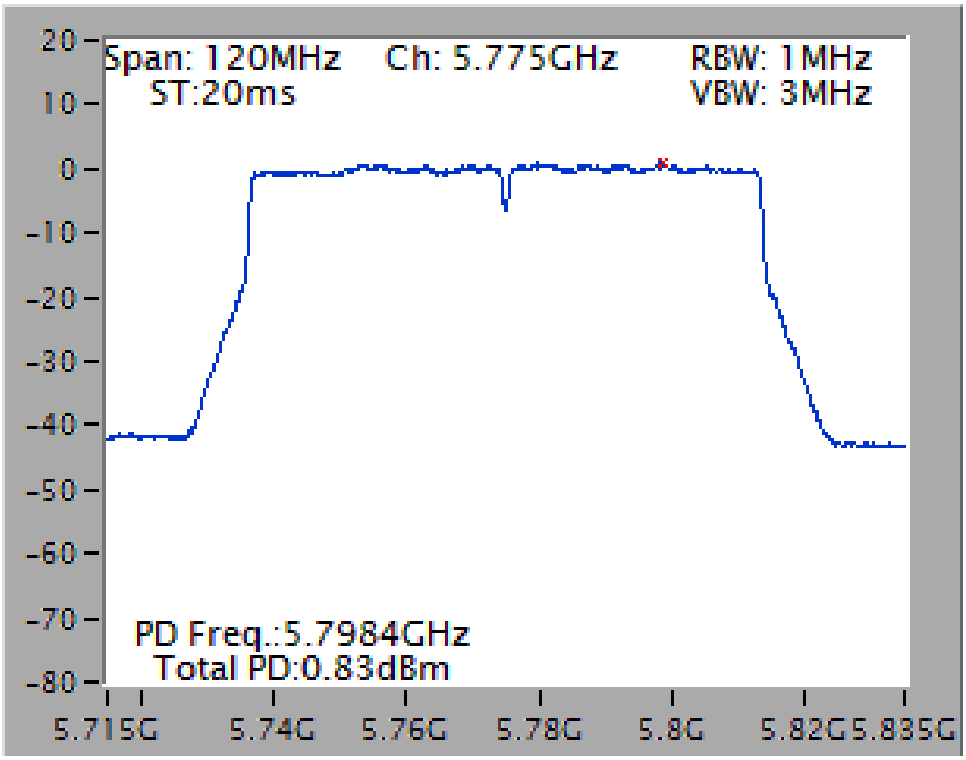

Power Density Plot on Configuration IEEE 802.11ac MCS0/Nss2 VHT20 / Chain 1 + Chain 2 + Chain 3 + Chain 4 / 5180 MHz

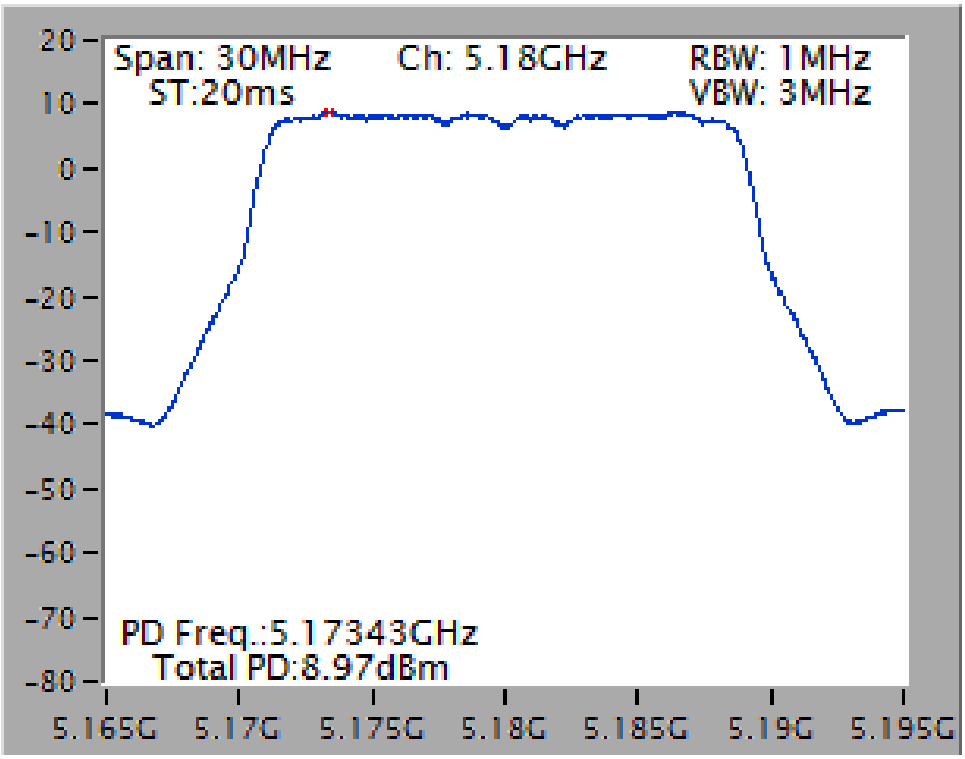

Power Density Plot on Configuration IEEE 802.11ac MCS0/Nss2 VHT20 / Chain 1 + Chain 2 + Chain 3 + Chain 4 / 5785 MHz

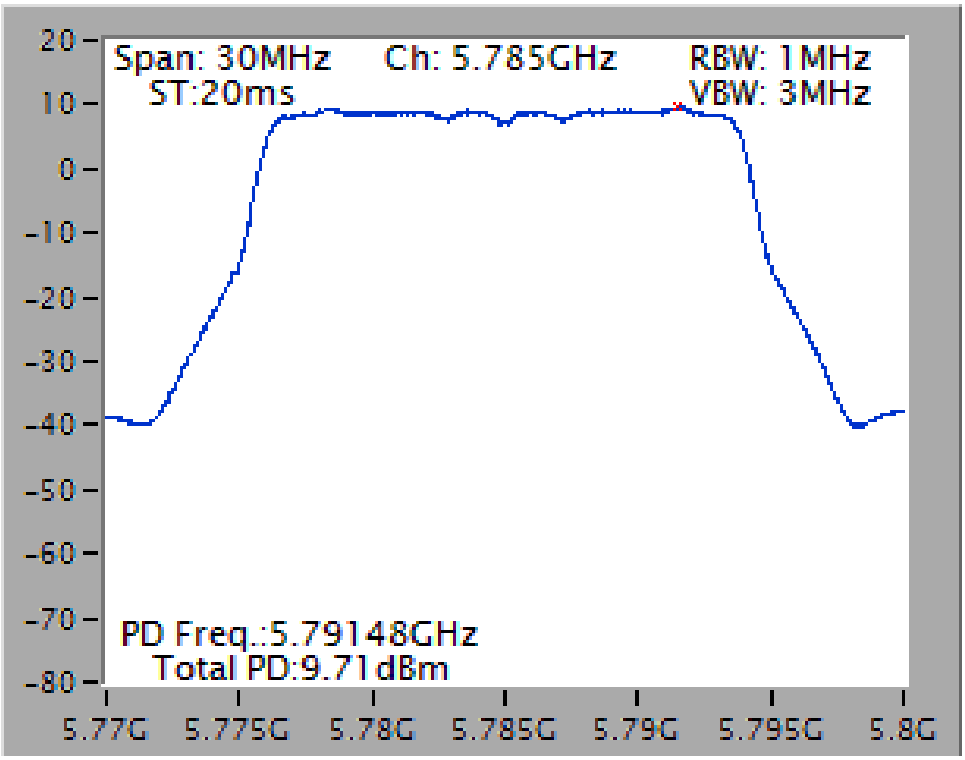

Power Density Plot on Configuration IEEE 802.11ac MCS0/Nss2 VHT40 / Chain 1 + Chain 2 + Chain 3 + Chain 4 / 5230 MHz

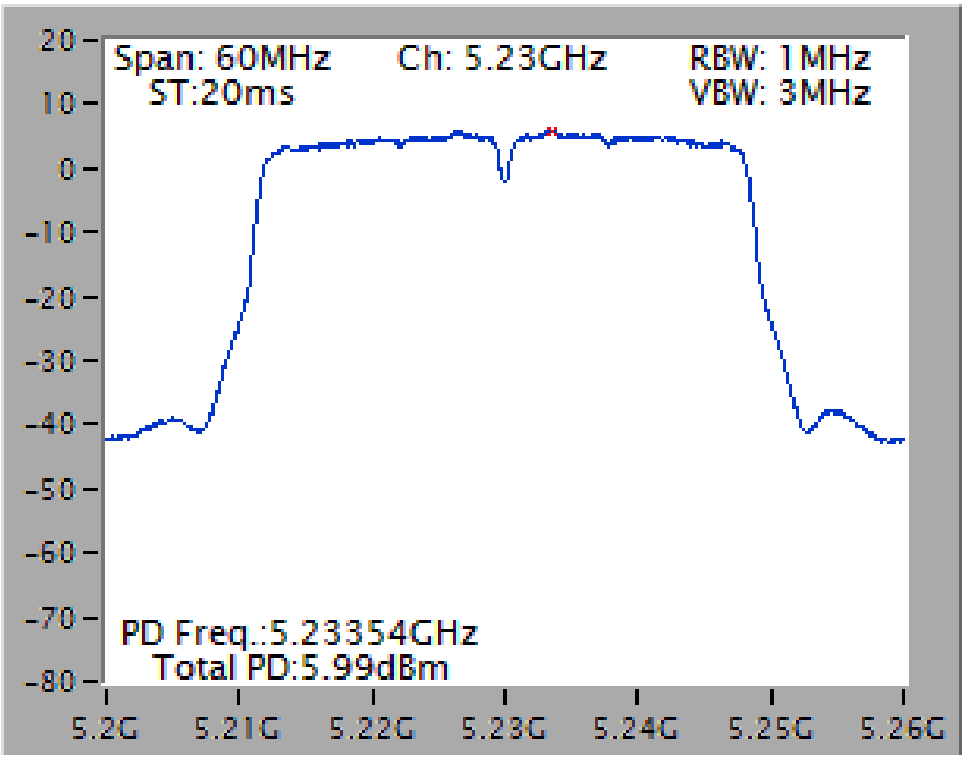

Power Density Plot on Configuration IEEE 802.11ac MCS0/Nss2 VHT40 / Chain 1 + Chain 2 + Chain 3 + Chain 4 / 5755 MHz

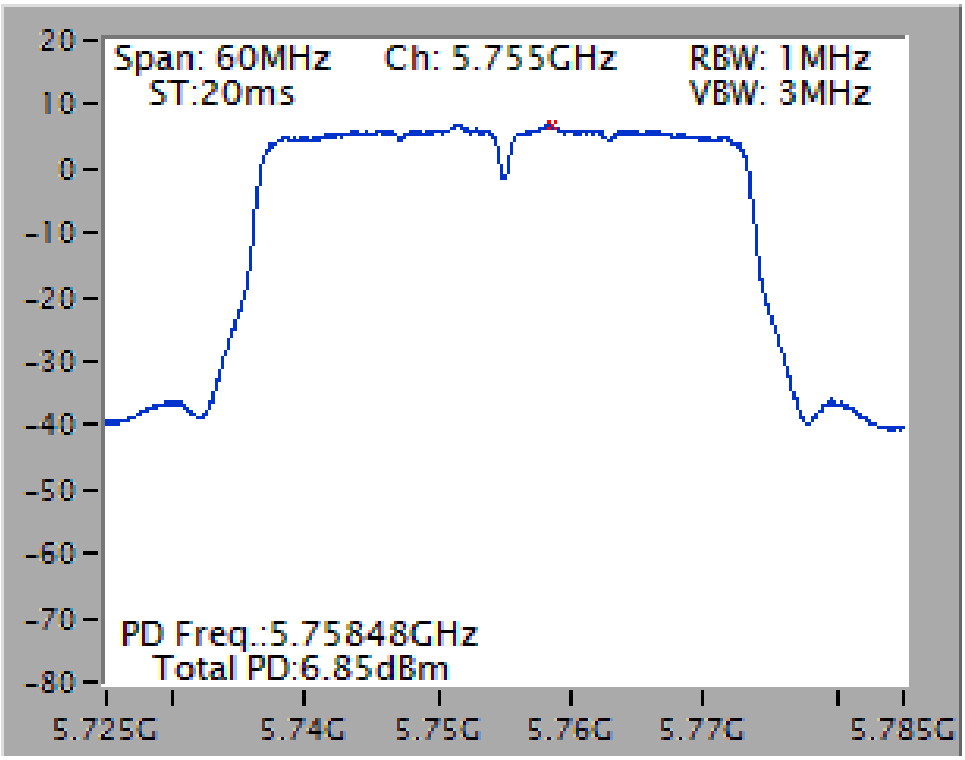

Power Density Plot on Configuration IEEE 802.11ac MCS0/Nss2 VHT80 / Chain 1 + Chain 2 + Chain 3 + Chain 4 / 5210 MHz

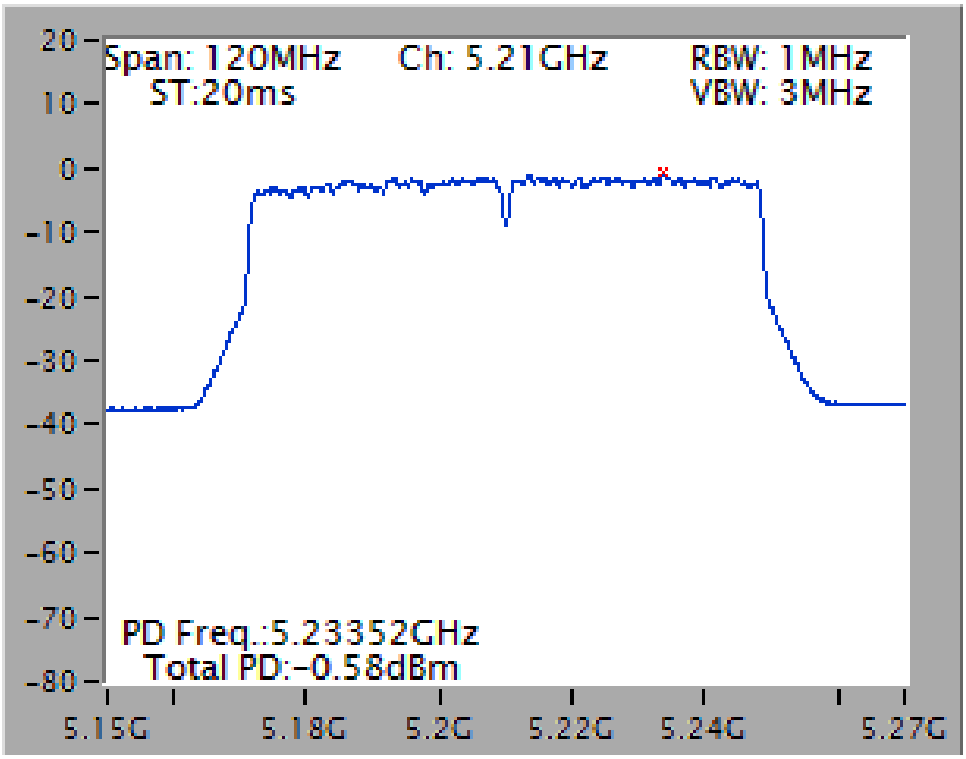

Power Density Plot on Configuration IEEE 802.11ac MCS0/Nss2 VHT80 / Chain 1 + Chain 2 + Chain 3 + Chain 4 / 5775 MHz

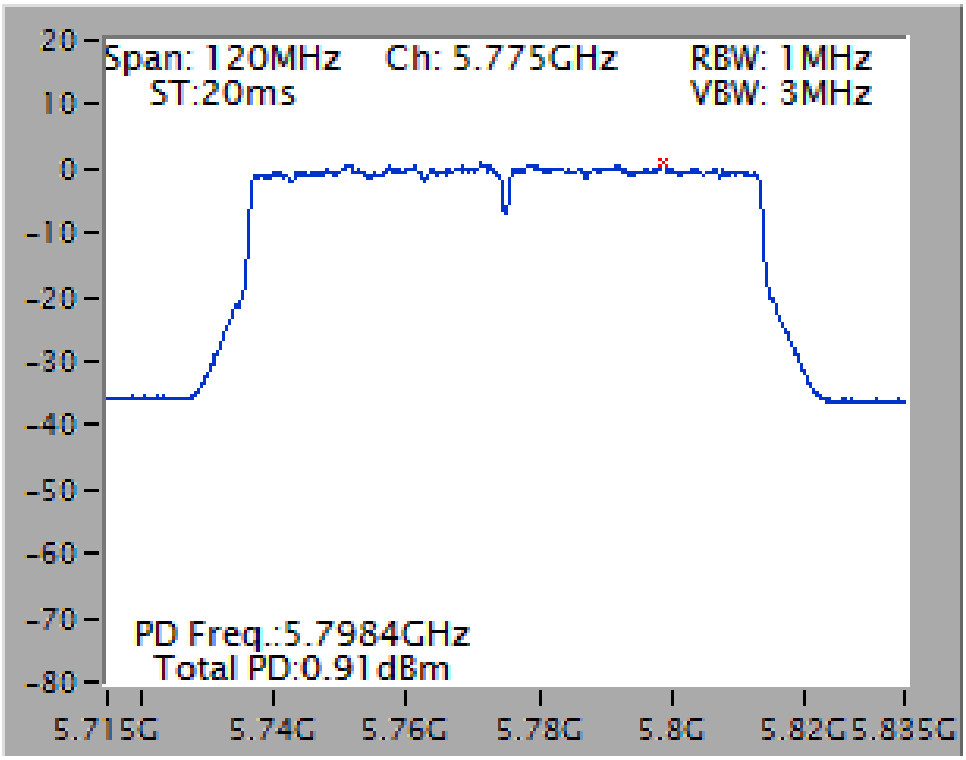

Power Density Plot on Configuration IEEE 802.11ac MCS0/Nss3 VHT20 / Chain 1 + Chain 2 + Chain 3 + Chain 4 / 5180 MHz

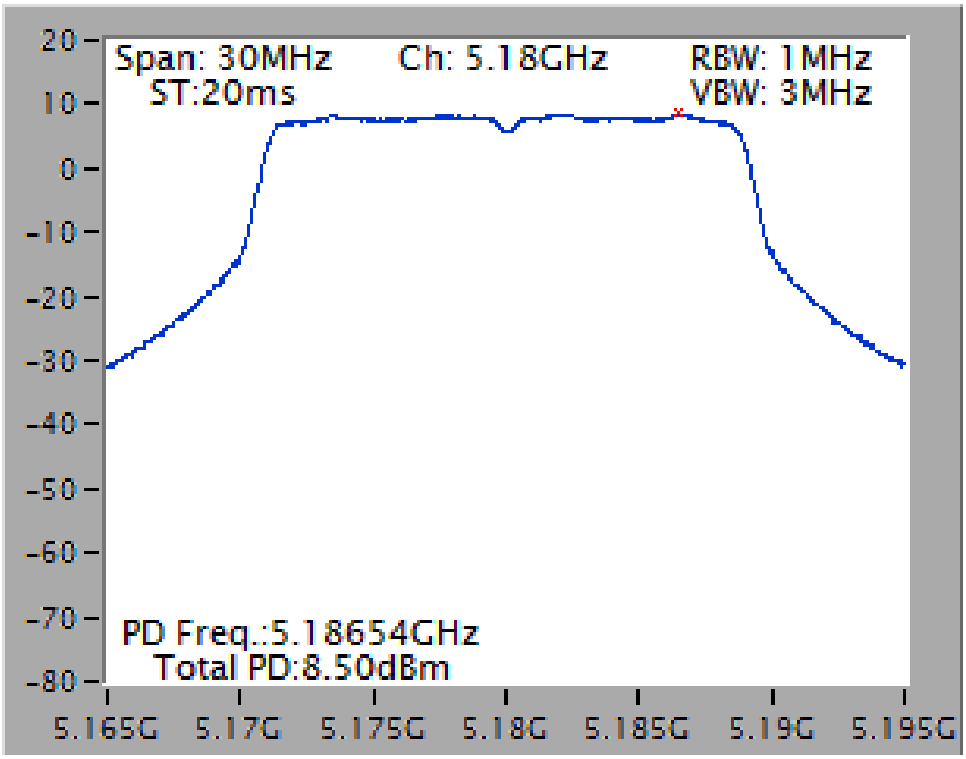

Power Density Plot on Configuration IEEE 802.11ac MCS0/Nss3 VHT20 / Chain 1 + Chain 2 + Chain 3 + Chain 4 / 5825 MHz

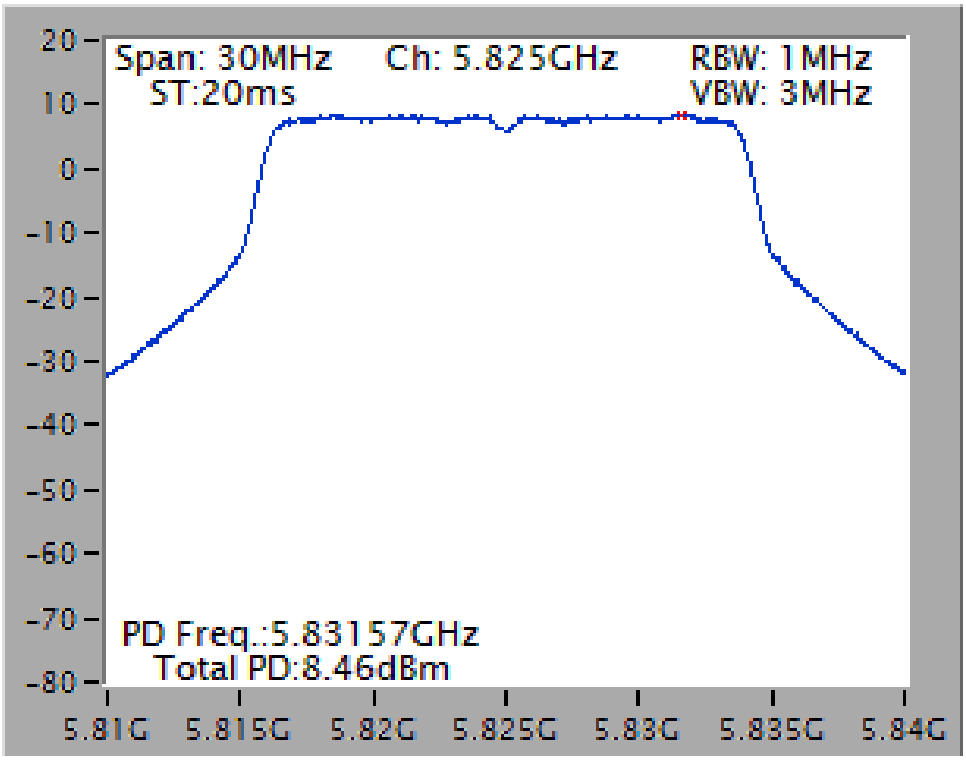

Power Density Plot on Configuration IEEE 802.11ac MCS0/Nss3 VHT40 / Chain 1 + Chain 2 + Chain 3 + Chain 4 / 5230 MHz

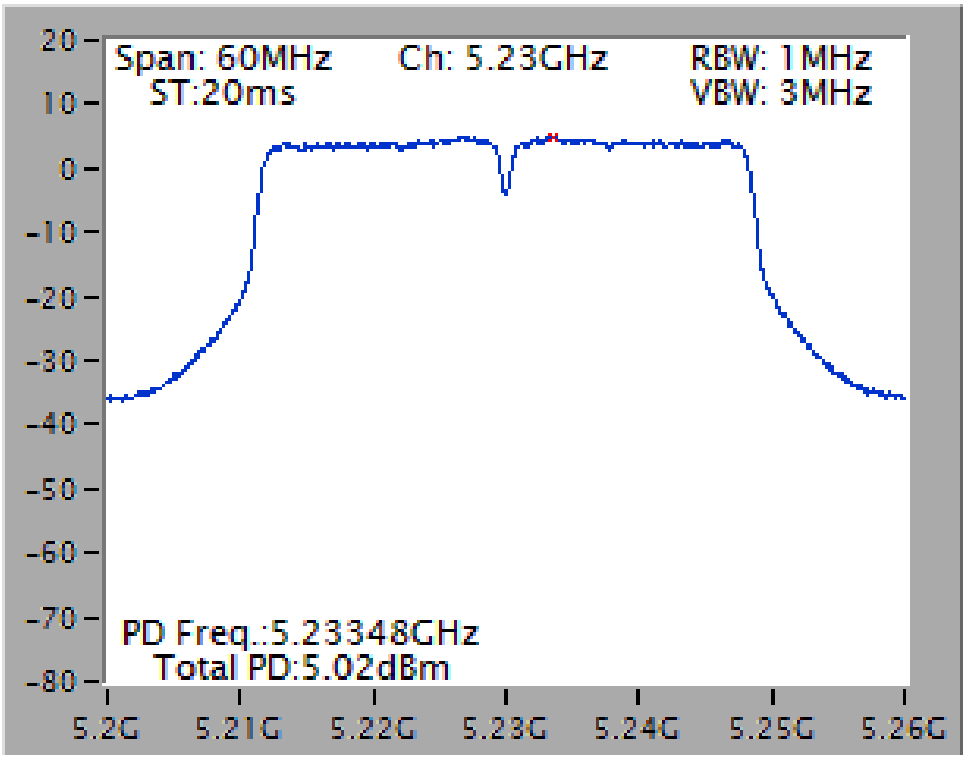

Power Density Plot on Configuration IEEE 802.11ac MCS0/Nss3 VHT40 / Chain 1 + Chain 2 + Chain 3 + Chain 4 / 5755 MHz

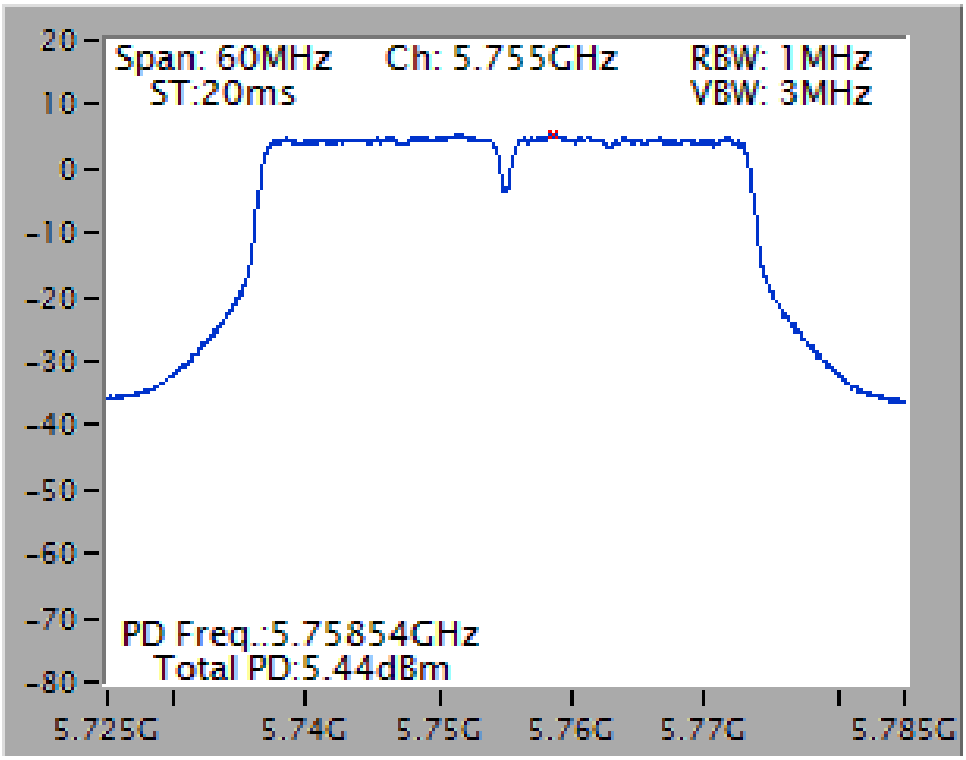

Power Density Plot on Configuration IEEE 802.11ac MCS0/Nss3 VHT80 / Chain 1 + Chain 2 + Chain 3 + Chain 4 / 5210 MHz

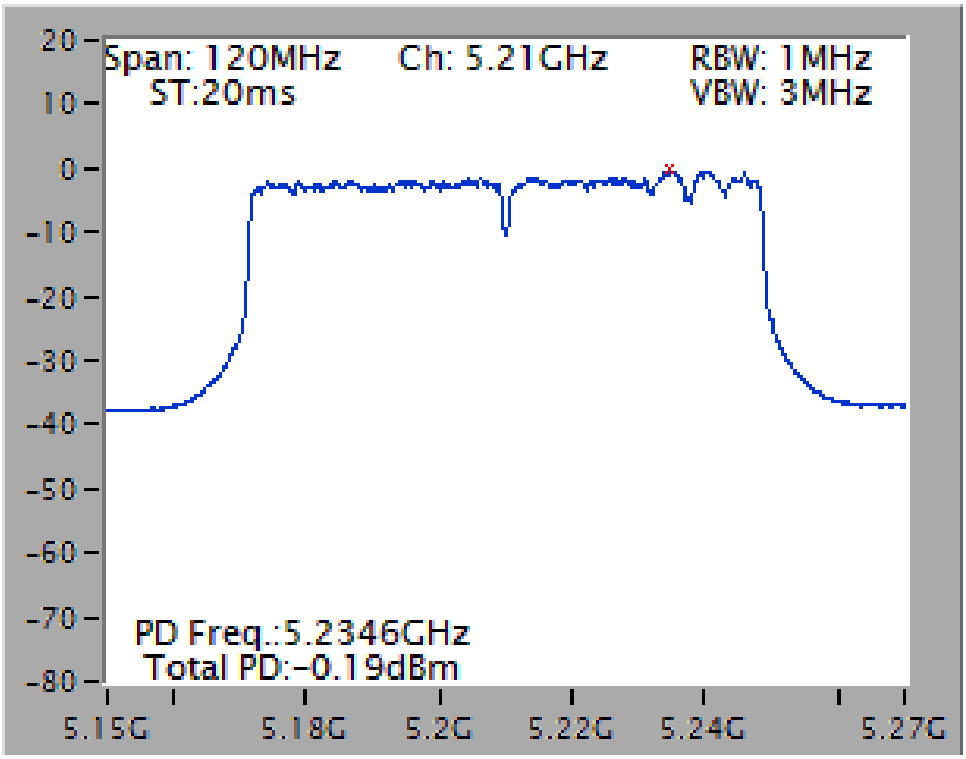

Power Density Plot on Configuration IEEE 802.11ac MCS0/Nss3 VHT80 / Chain 1 + Chain 2 + Chain 3 + Chain 4 / 5775 MHz

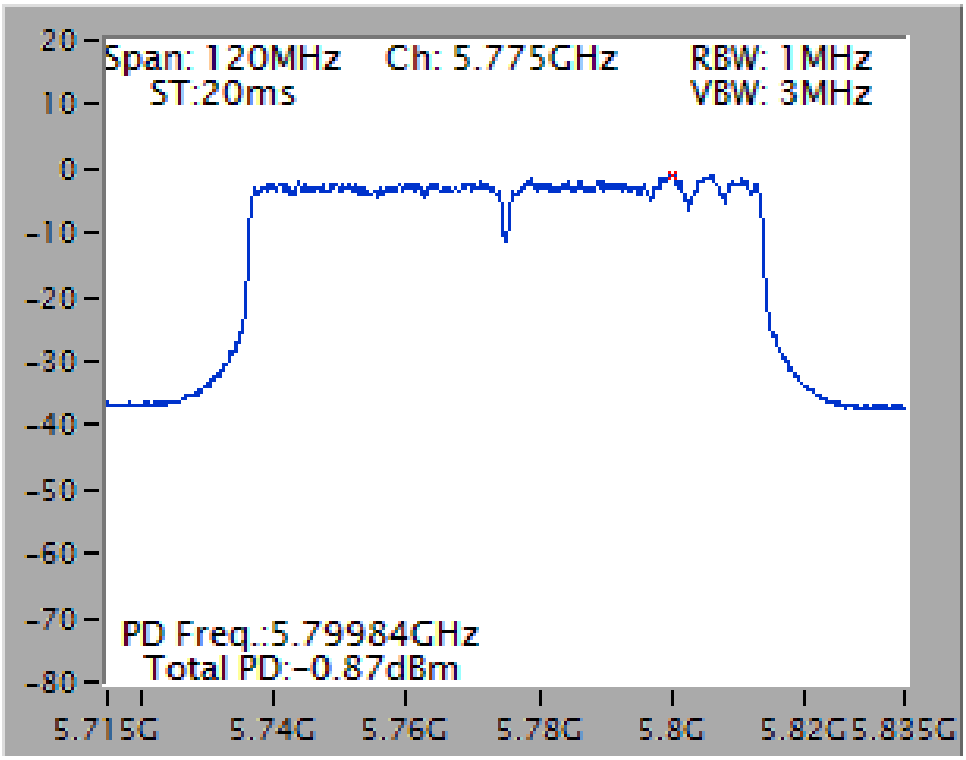

For 802.11ac MCS0/Nss2 VHT80+80 Mode

Type 1

Power Density Plot on Chain 1 + Chain 2 / 5210 MHz

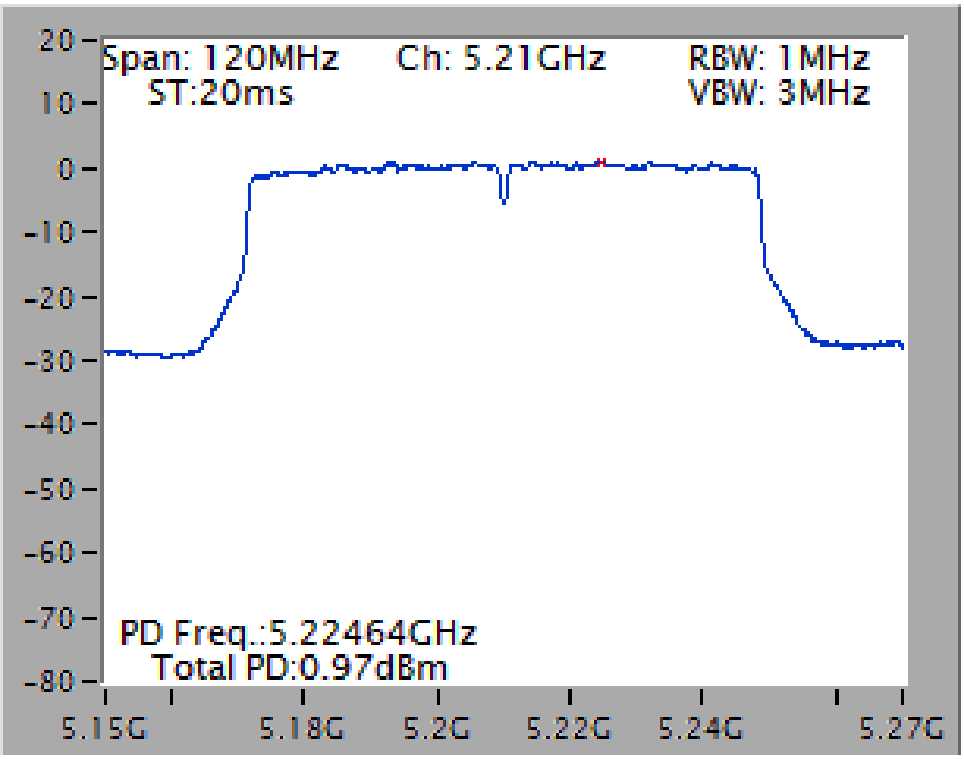

Power Density Plot on Chain 3 + Chain 4 / 5775 MHz

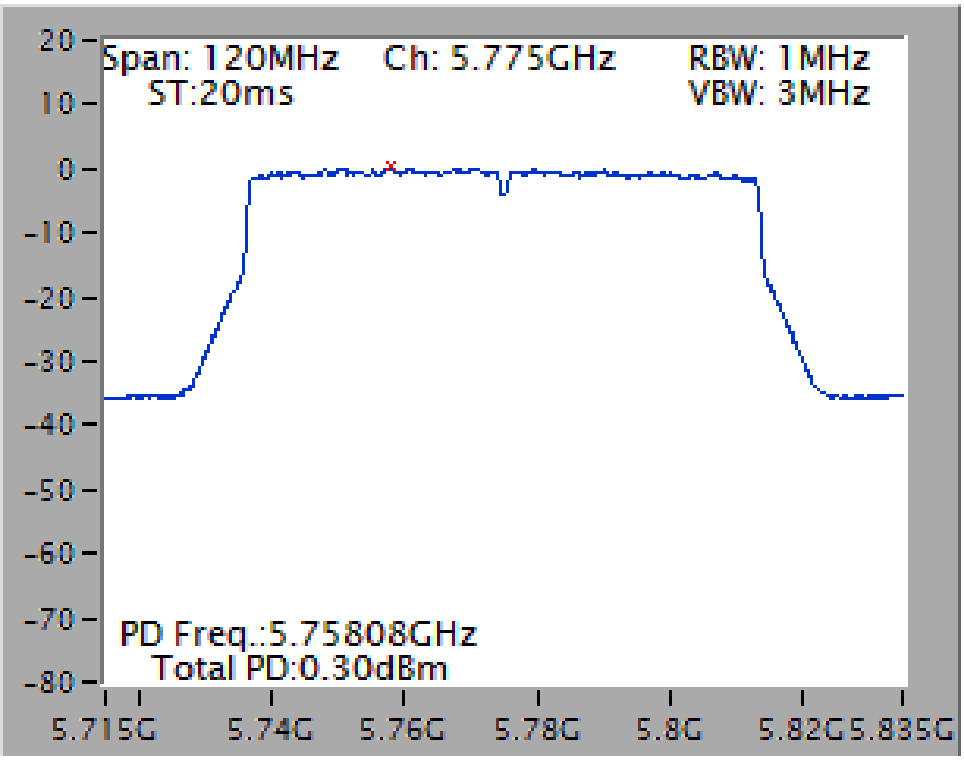

<For Radio 3 Mode>

For Mode 5:

Power Density Plot on Configuration IEEE 802.11a / Chain 5 / 5200 MHz

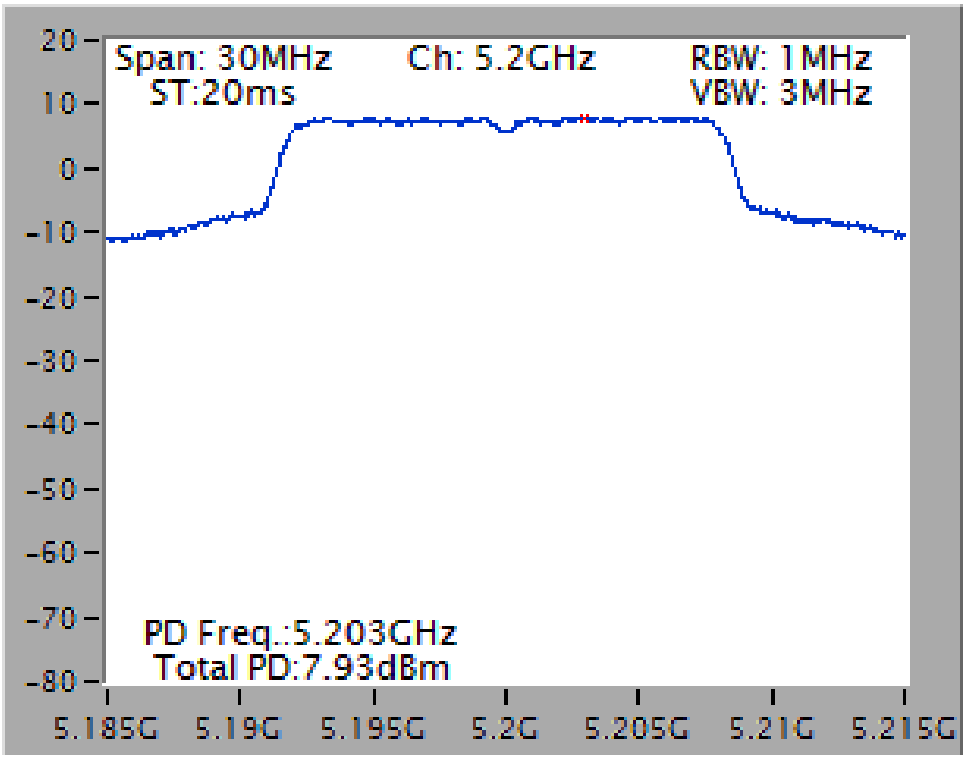

Power Density Plot on Configuration IEEE 802.11a / Chain 5 / 5745 MHz

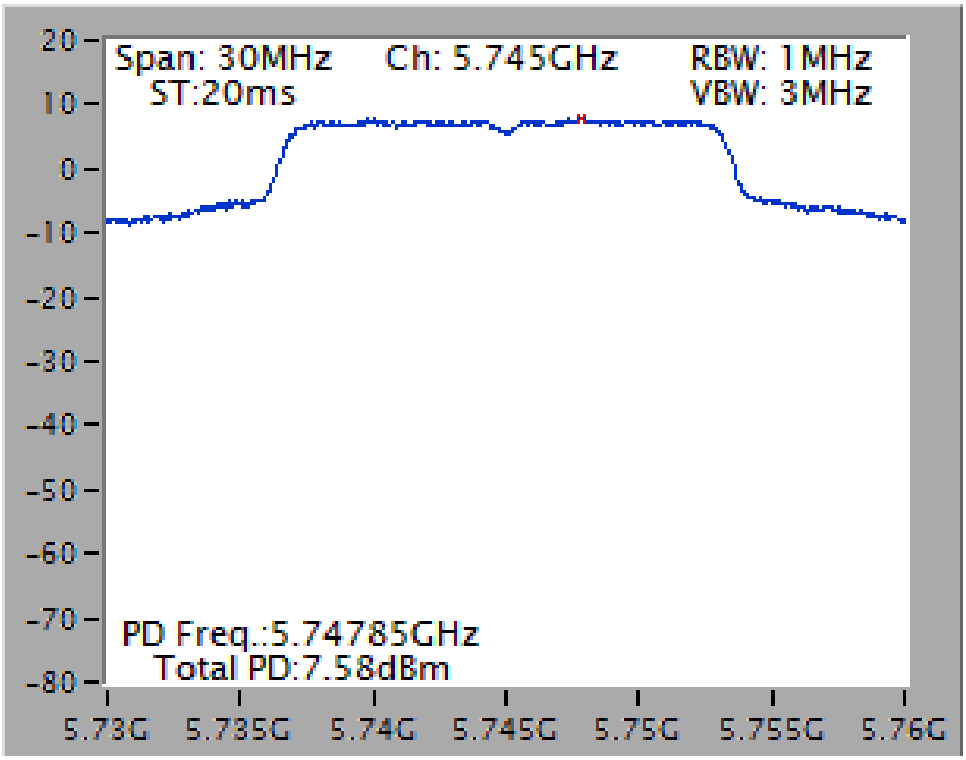

Power Density Plot on Configuration IEEE 802.11ac MCS0/Nss1 VHT20 / Chain 5 / 5200 MHz

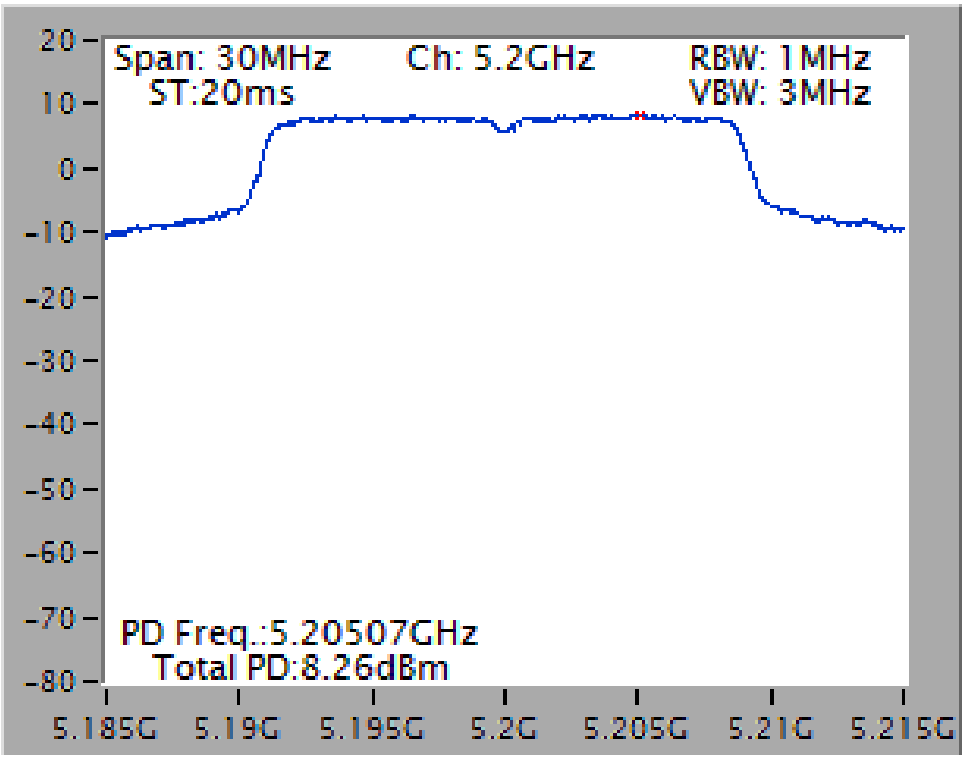

Power Density Plot on Configuration IEEE 802.11ac MCS0/Nss1 VHT20 / Chain 5 / 5745 MHz

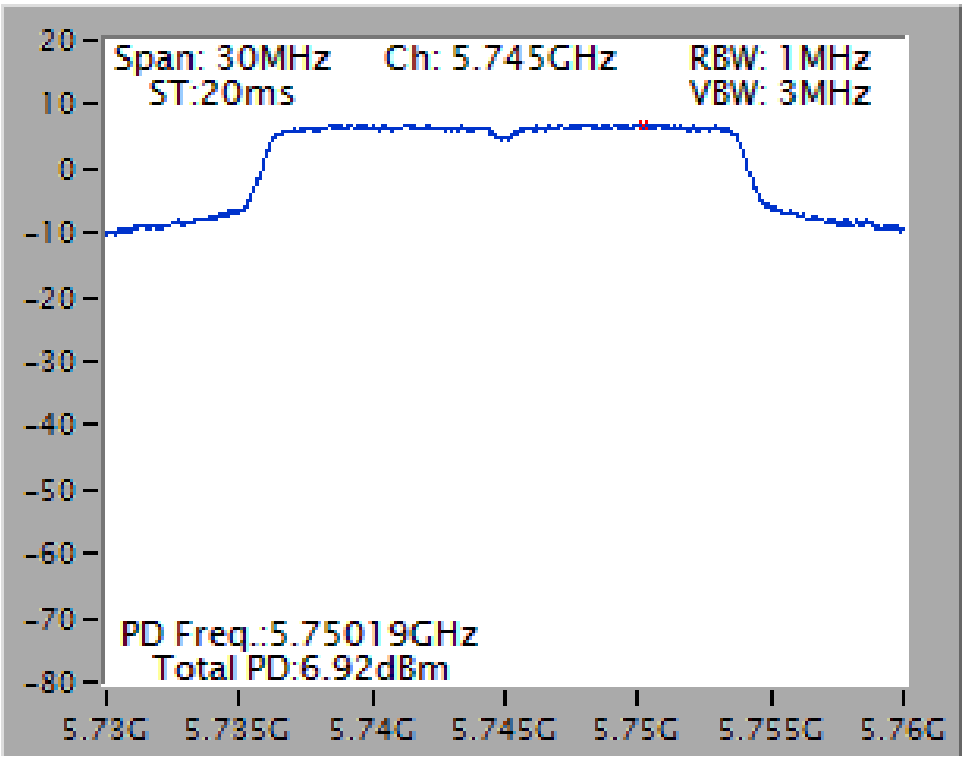

Power Density Plot on Configuration IEEE 802.11ac MCS0/Nss1 VHT40 / Chain 5 / 5230 MHz

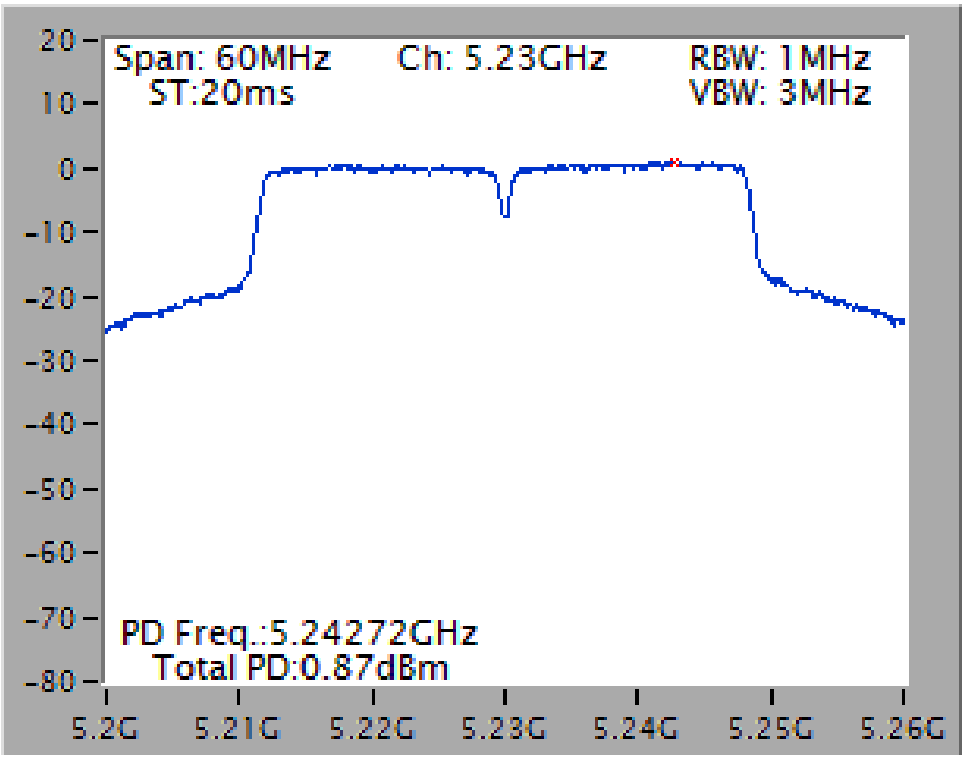

Power Density Plot on Configuration IEEE 802.11ac MCS0/Nss1 VHT40 / Chain 5 / 5795 MHz

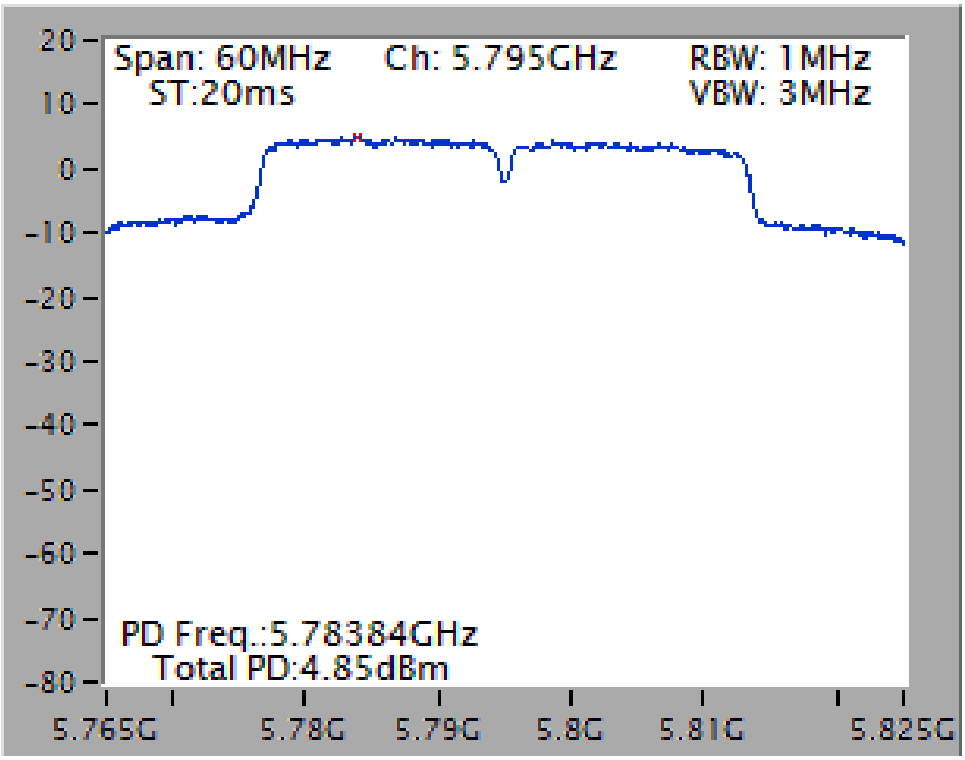

Power Density Plot on Configuration IEEE 802.11ac MCS0/Nss1 VHT80 / Chain 5 / 5210 MHz

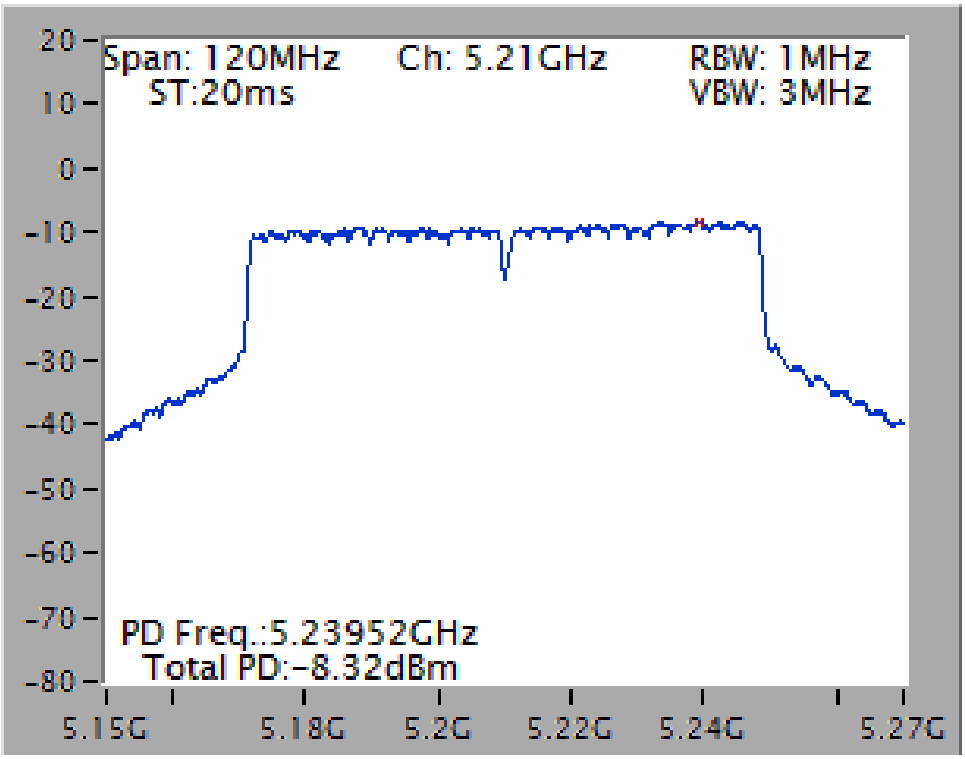

Power Density Plot on Configuration IEEE 802.11ac MCS0/Nss1 VHT80 / Chain 5 / 5775 MHz

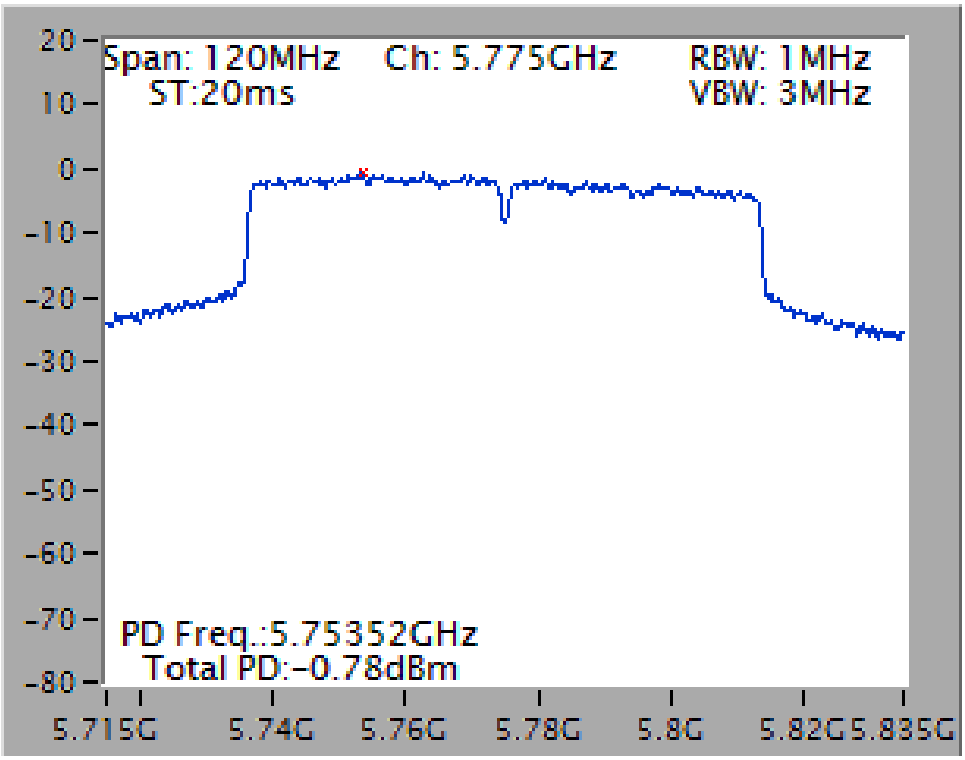

4.6. Radiated Emissions Measurement

4.6.1. Limit

For transmitters operating in the 5.15-5.25 GHz band: all emissions outside of the 5.15-5.35 GHz band shall not exceed an e.i.r.p. of −27 dBm/MHz.

For transmitters operating in the 5.725-5.85 GHz band: all emissions shall be limited to a level of -27 dBm/MHz at 75 MHz or more above or below the band edge increasing linearly to 10 dBm/MHz at 25 MHz above or below the band edge, and from 25 MHz above or below the band edge increasing linearly to a level of 15.6 dBm/MHz at 5 MHz above or below the band edge, and from 5 MHz above or below the band edge increasing linearly to a level of 27 dBm/MHz at the band edge.

In addition, In case the emission fall within the restricted band specified on 15.205(a), then the 15.209(a) limit in the table below has to be followed.

Frequencies (MHz)	Field Strength (micorvolts/meter)	Measurement Distance (meters)
0.009~0.490	2400/F(kHz)	300
0.490~1.705	24000/F(kHz)	30
1.705~30.0	30	30
30~88	100	3
88~216	150	3
216~960	200	3
Above 960	500	3

4.6.2. Measuring Instruments and Setting

Please refer to section 5 of equipments list in this report. The following table is the setting of spectrum analyzer and receiver.

Spectrum Parameter	Setting
Attenuation	Auto
Start Frequency	1000 MHz
Stop Frequency	40 GHz
RBW / VBW (Emission in restricted band)	1MHz / 3MHz for Peak, 1MHz / 1/T for Average
RBW / VBW (Emission in non-restricted band)	1MHz / 3MHz for peak

Receiver Parameter	Setting
Attenuation	Auto
Start ~ Stop Frequency	9kHz~150kHz / RBW 200Hz for QP
Start ~ Stop Frequency	150kHz~30MHz / RBW 9kHz for QP
Start ~ Stop Frequency	30MHz~1000MHz / RBW 120kHz for QP

4.6.3. Test Procedures

1. Configure the EUT according to ANSI C63.10. The EUT was placed on the top of the turntable 1.5 meter above ground. The phase center of the receiving antenna mounted on the top of a height-variable antenna tower was placed 1m & 3m far away from the turntable.
2. Power on the EUT and all the supporting units. The turntable was rotated by 360 degrees to determine the position of the highest radiation.
3. The height of the broadband receiving antenna was varied between one meter and four meters above ground to find the maximum emissions field strength of both horizontal and vertical polarization.
4. For each suspected emissions, the antenna tower was scan (from 1 M to 4 M) and then the turntable was rotated (from 0 degree to 360 degrees) to find the maximum reading.
5. Set the test-receiver system to Peak or CISPR quasi-peak Detect Function with specified bandwidth under Maximum Hold Mode.
6. For emissions above 1GHz, use 1MHz VBW and 3MHz RBW for peak reading. Then 1MHz RBW and 1/T VBW for average reading in spectrum analyzer.
7. If the emissions level of the EUT in peak mode was 3 dB lower than the average limit specified, then testing will be stopped and peak values of EUT will be reported, otherwise, the emissions which do not have 3 dB margin will be repeated one by one using the quasi-peak method for below 1GHz.
8. For testing above 1GHz, the emissions level of the EUT in peak mode was lower than average limit (that means the emissions level in peak mode also complies with the limit in average mode), then testing will be stopped and peak values of EUT will be reported, otherwise, the emissions will be measured in average mode again and reported.
9. In case the emission is lower than 30MHz, loop antenna has to be used for measurement and the recorded data should be QP measured by receiver. High – Low scan is not required in this case.

4.6.4. Test Setup Layout

For Radiated Emissions: 9kHz ~30MHz

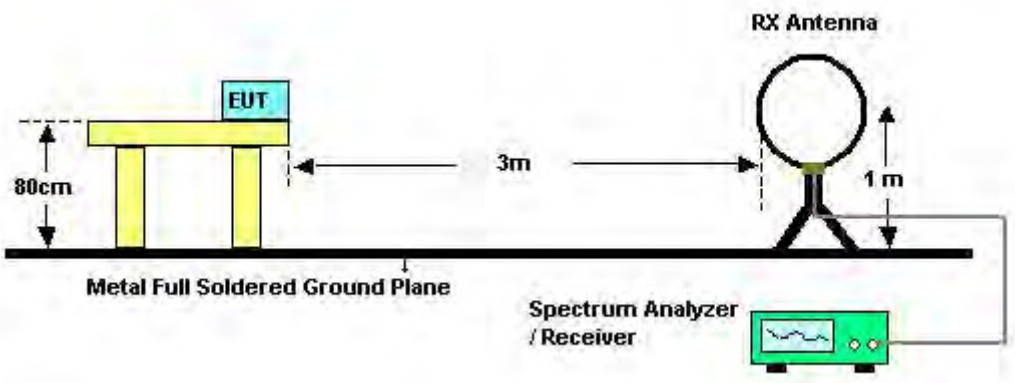

For Radiated Emissions: 30MHz~1GHz

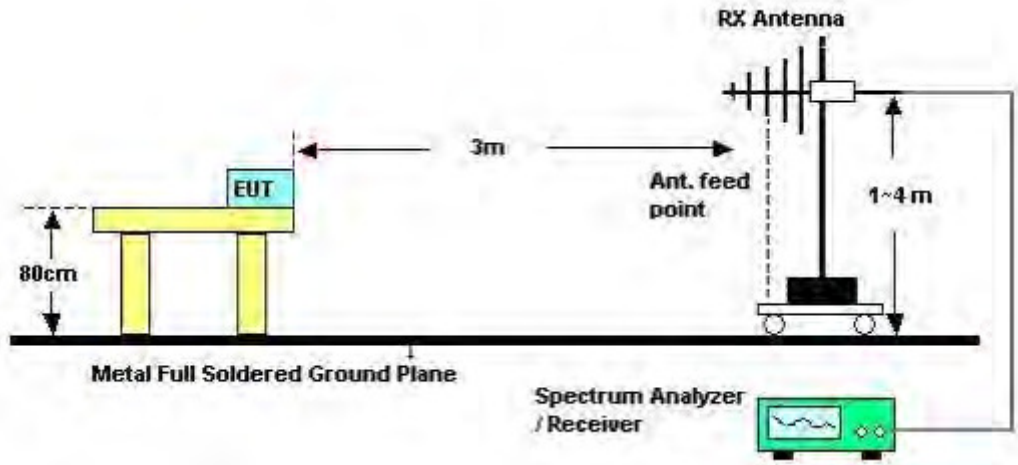

For Radiated Emissions: Above 1GHz

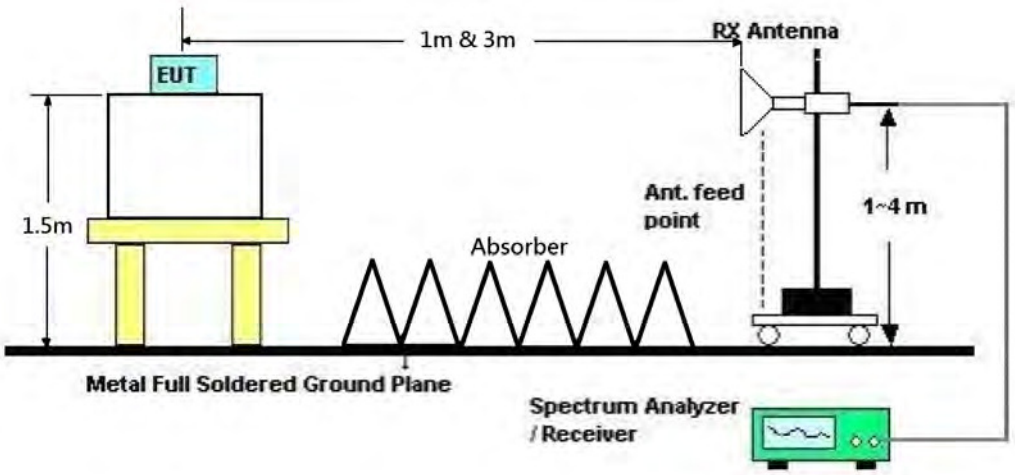

4.6.5. Test Deviation

There is no deviation with the original standard.

4.6.6. EUT Operation during Test

<For Non-beamforming mode>

The EUT was programmed to be in continuously transmitting mode.

<For Beamforming mode>

The EUT was programmed to be in beamforming transmitting mode.

4.6.7. Results of Radiated Emissions (9kHz~30MHz)

Temperature	22°C	Humidity	56%
Test Engineer	Nyle Chang & Peter Wu & Gary Chu & DK Chang & Eddie Weng & Stim Song & Brain Sun	Configurations	Normal Link
Test Date	May 20, 2016		

Freq. (MHz)	Level (dBuV)	Over Limit (dB)	Limit Line (dBuV)	Remark
-	-	-	-	See Note

Note:

The amplitude of spurious emissions that are attenuated by more than 20dB below the permissible value has no need to be reported.

Distance extrapolation factor = 40 log (specific distance / test distance) (dB);

Limit line = specific limits (dBuV) + distance extrapolation factor.

4.6.8. Results of Radiated Emissions (30MHz~1GHz)

Temperature	22°C	Humidity	56%
Test Engineer	Nyle Chang & Peter Wu & Gary Chu & DK Chang & Eddie Weng & Stim Song & Brain Sun	Configurations	Normal Link

Horizontal

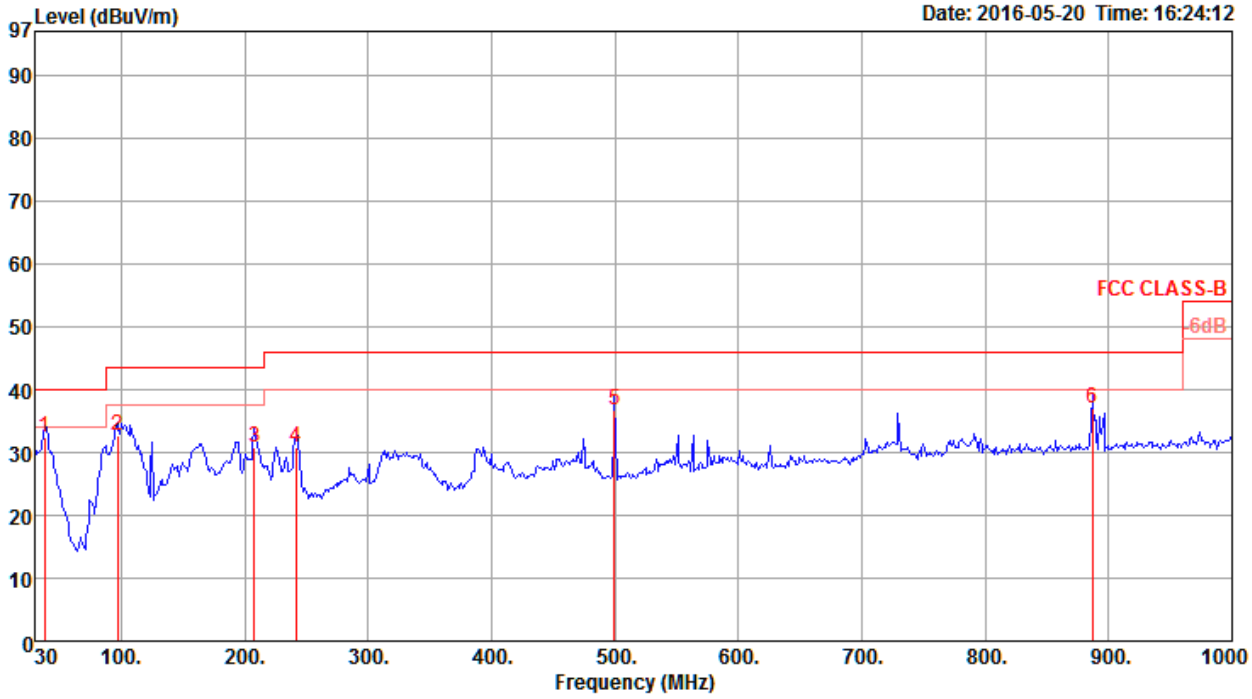

	Freq	Level	Limit Line	Over Limit	Read Level	Cable Loss	Antenna Factor	Preamp Factor	T/Pos	A/Pos	Remark	Pol/Phase
	MHz	dBuV/m	dBuV/m	dB	dBuV	dB	dB/m	dB	deg	cm		
1	37.76	32.30	40.00	-7.70	40.85	0.26	20.76	29.57	200	125	QP	HORIZONTAL
2	96.93	32.82	43.50	-10.68	45.22	0.67	16.30	29.37	123	136	QP	HORIZONTAL
3	207.51	30.69	43.50	-12.81	42.14	1.16	16.28	28.89	302	199	QP	HORIZONTAL
4	241.46	30.79	46.00	-15.21	40.55	1.29	18.03	29.08	308	137	QP	HORIZONTAL
5	499.48	36.85	46.00	-9.15	40.37	2.04	23.90	29.46	129	163	QP	HORIZONTAL
6	886.51	37.08	46.00	-8.92	34.89	2.94	27.42	28.17	208	196	QP	HORIZONTAL

Vertical

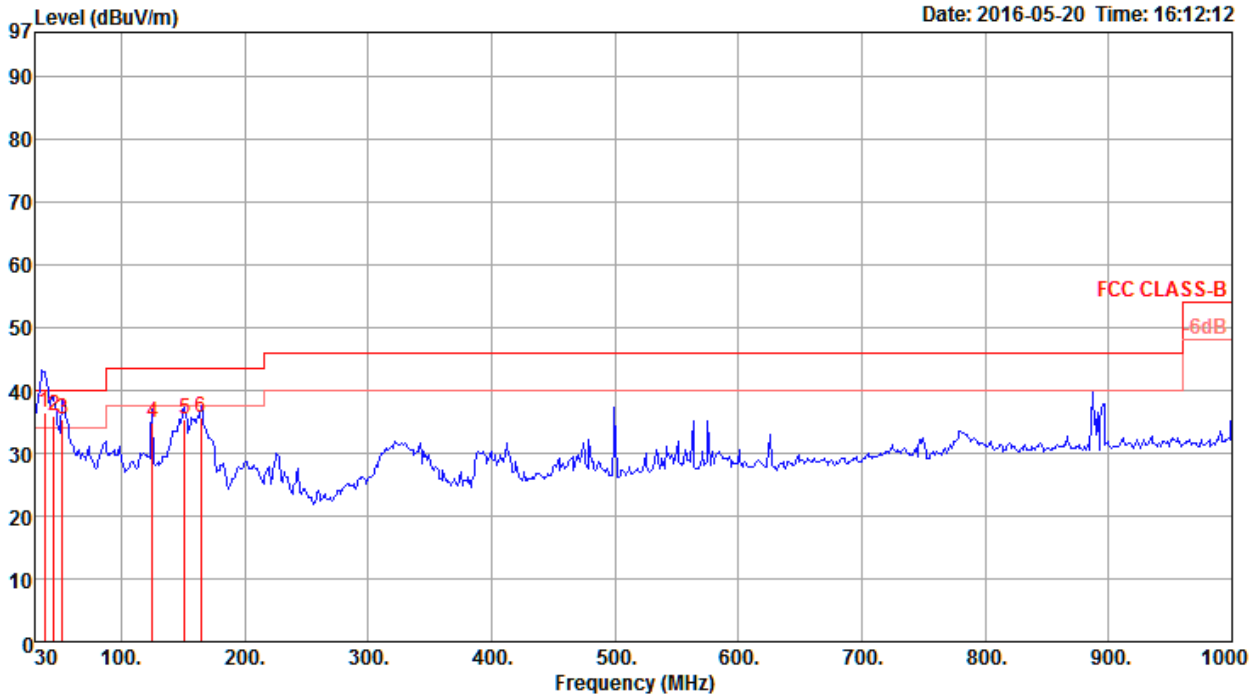

	Freq	Level	Limit Line	Over Limit	Read Level	Cable Loss	Antenna Factor	Preamp Factor	T/Pos	A/Pos	Remark	Pol/Phase
	MHz	dBuV/m	dBuV/m	dB	dBuV	dB	dB/m	dB	deg	cm		
1	37.76	36.48	40.00	-3.52	45.03	0.26	20.76	29.57	220	157	QP	VERTICAL
2	45.52	35.82	40.00	-4.18	48.56	0.33	16.48	29.55	226	189	QP	VERTICAL
3	52.31	35.46	40.00	-4.54	50.64	0.40	13.95	29.53	145	201	QP	VERTICAL
4	125.06	34.93	43.50	-8.57	45.09	0.82	18.25	29.23	122	196	QP	VERTICAL
5	151.25	35.30	43.50	-8.20	46.71	0.92	16.76	29.09	266	174	QP	VERTICAL
6	164.83	35.65	43.50	-7.85	47.54	0.99	16.15	29.03	241	146	QP	VERTICAL

Note:

The amplitude of spurious emissions which are attenuated by more than 20 dB below the permissible value has no need to be reported.

Emission level (dBuV/m) = 20 log Emission level (uV/m).

Corrected Reading: Antenna Factor + Cable Loss + Read Level - Preamp Factor = Level.

4.6.9. Results for Radiated Emissions (1GHz~40GHz)

<For Radio 2 Non-beamforming Mode>

Temperature	22°C	Humidity	56%
Test Engineer	Nyle Chang & Peter Wu & Gary Chu & DK Chang & Eddie Weng & Stim Song & Brain Sun	Configurations	IEEE 802.11a CH 36 / Chain 1 + Chain 2 + Chain 3 + Chain 4
Test Mode	Mode 1		

Horizontal

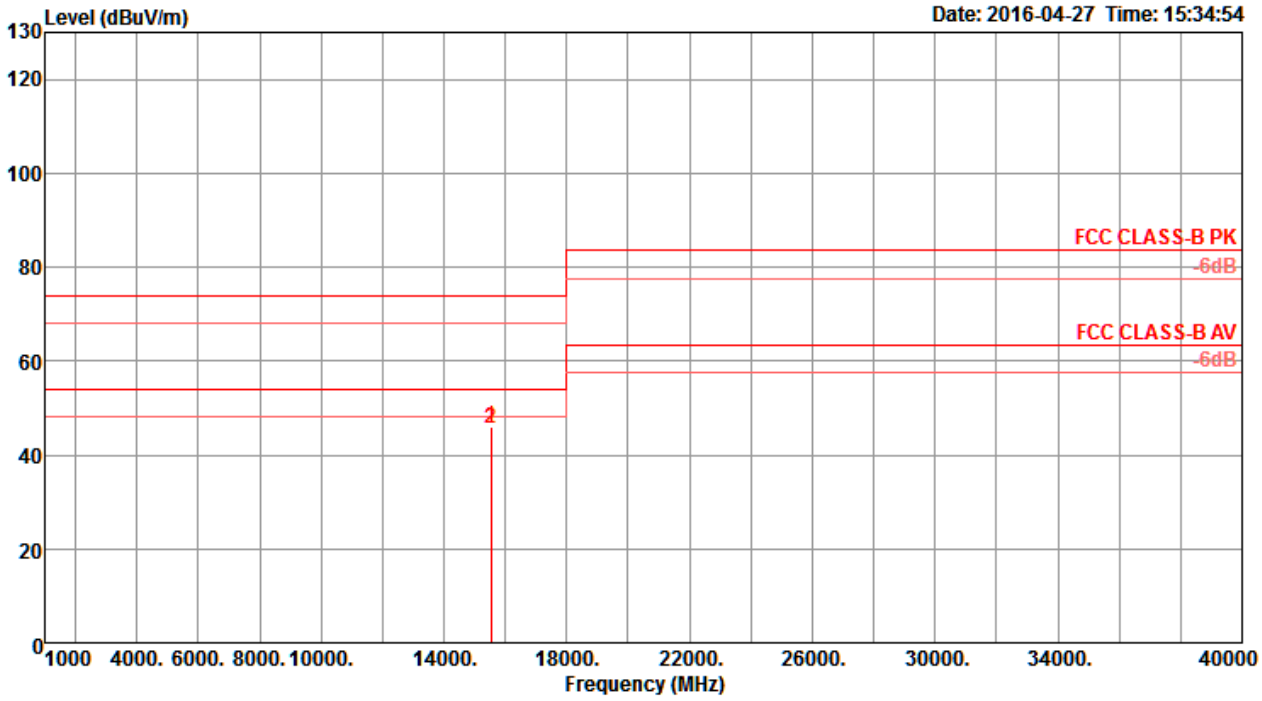

	Freq	Level	Limit Line	Over Limit	Read Level	Cable Loss	Antenna Factor	Preamp Factor	T/Pos	A/Pos	Remark	Pol/Phase
	MHz	dBuV/m	dBuV/m	dB	dBuV	dB	dB/m	dB	deg	cm		
1	15539.36	46.05	74.00	-27.95	31.30	11.23	38.16	34.64	211	308	Peak	HORIZONTAL
2	15541.00	45.68	54.00	-8.32	30.93	11.23	38.16	34.64	211	308	Average	HORIZONTAL

Vertical

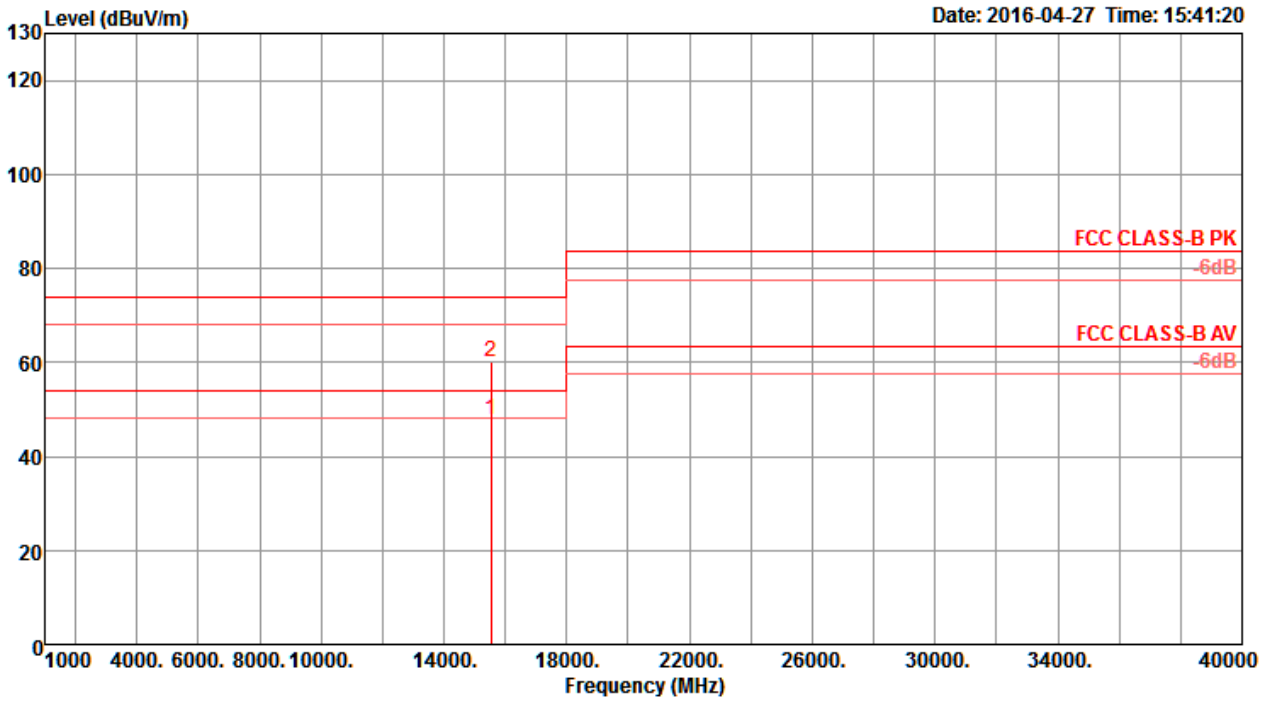

	Freq	Level	Limit Line	Over Limit	Read Level	Cable Loss	Antenna Factor	Preamp Factor	T/Pos	A/Pos	Remark	Pol/Phase
	MHz	dBuV/m	dBuV/m	dB	dBuV	dB	dB/m	dB	deg	cm		
1	15538.80	47.65	54.00	-6.35	32.90	11.23	38.16	34.64	39	290	Average	VERTICAL
2	15539.04	60.12	74.00	-13.88	45.37	11.23	38.16	34.64	39	290	Peak	VERTICAL

Temperature	22℃	Humidity	56%
Test Engineer	Nyle Chang & Peter Wu & Gary Chu & DK Chang & Eddie Weng & Stim Song & Brain Sun	Configurations	IEEE 802.11a CH 40 / Chain 1 + Chain 2 + Chain 3 + Chain 4
Test Mode	Mode 1		

Horizontal

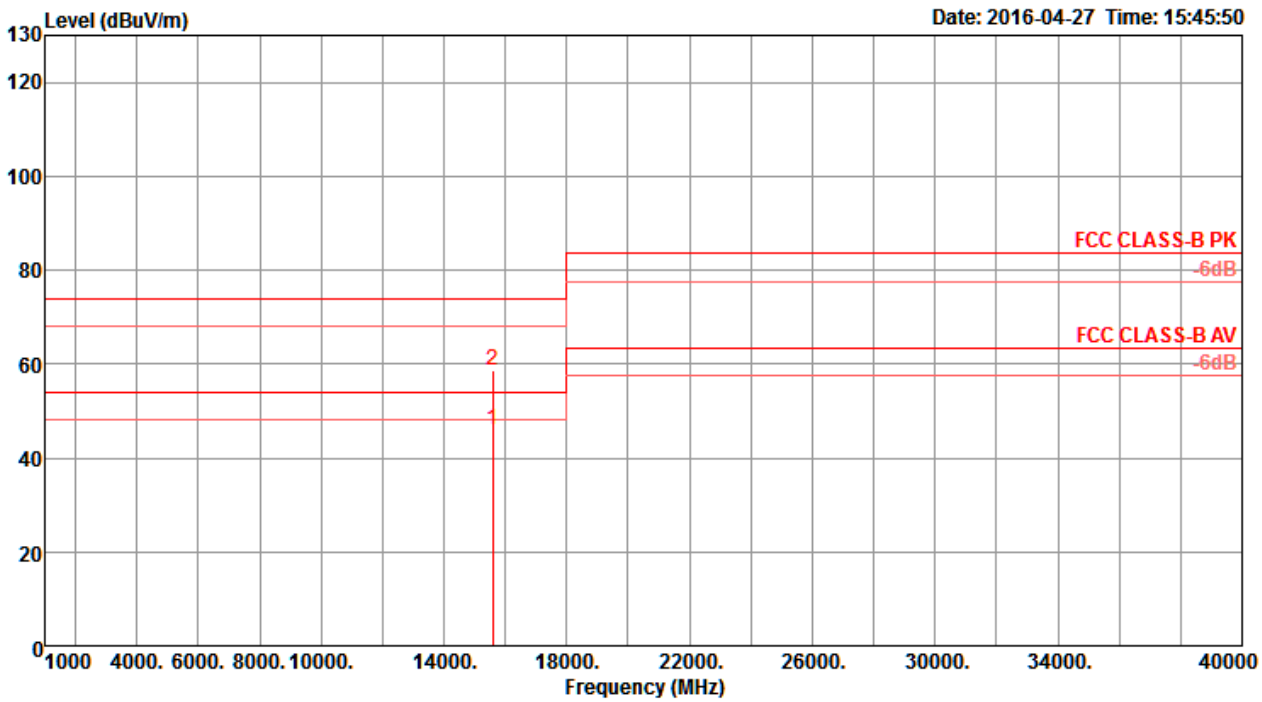

	Freq	Level	Limit Line	Over Limit	Read Level	Cable Loss	Antenna Factor	Preamp Factor	T/Pos	A/Pos	Remark	Pol/Phase
	MHz	dBuV/m	dBuV/m	dB	dBuV	dB	dB/m	dB	deg	cm		
1	15596.04	46.04	54.00	-7.96	31.25	11.24	38.23	34.68	258	229	Average	HORIZONTAL
2	15600.40	58.83	74.00	-15.17	44.04	11.24	38.23	34.68	258	229	Peak	HORIZONTAL

Vertical

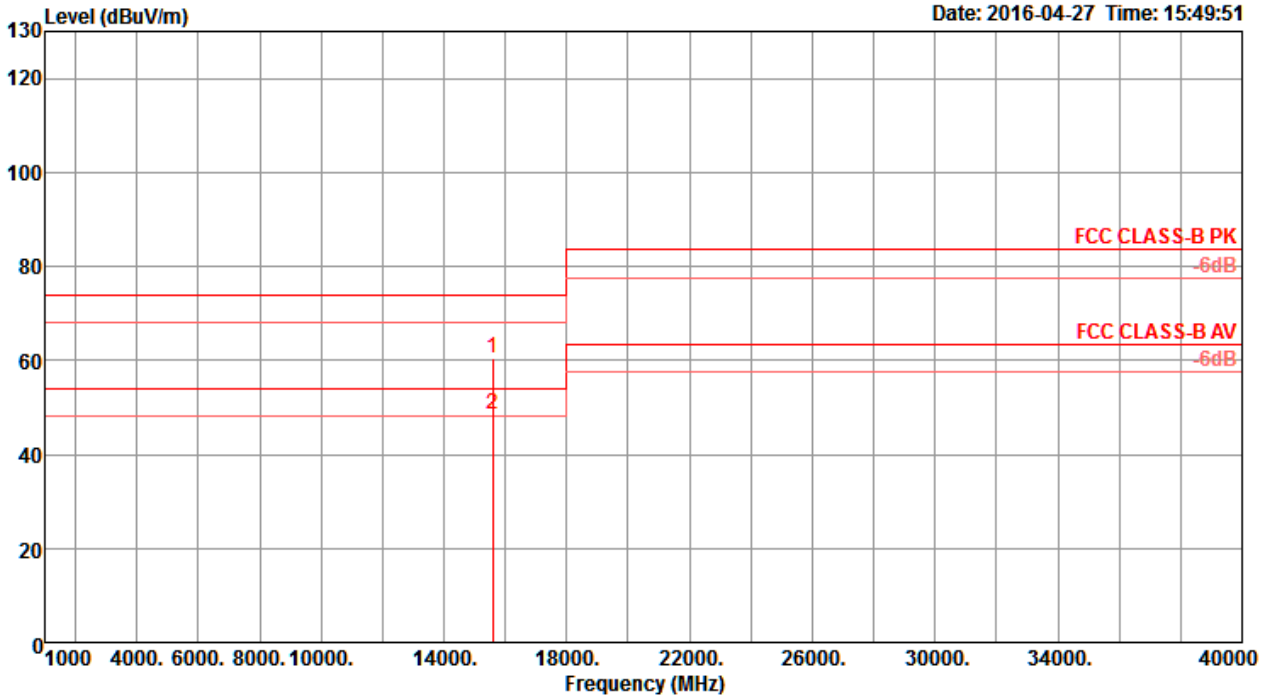

	Freq	Level	Limit Line	Over Limit	Read Level	Cable Loss	Antenna Factor	Preamp Factor	T/Pos	A/Pos	Remark	Pol/Phase
	MHz	dBuV/m	dBuV/m	dB	dBuV	dB	dB/m	dB	deg	cm		
1	15593.48	60.52	74.00	-13.48	45.73	11.24	38.23	34.68	35	298	Peak	VERTICAL
2	15598.76	48.35	54.00	-5.65	33.56	11.24	38.23	34.68	35	298	Average	VERTICAL

Temperature	22℃	Humidity	56%
Test Engineer	Nyle Chang & Peter Wu & Gary Chu & DK Chang & Eddie Weng & Stim Song & Brain Sun	Configurations	IEEE 802.11a CH 48 / Chain 1 + Chain 2 + Chain 3 + Chain 4
Test Mode	Mode 1		

Horizontal

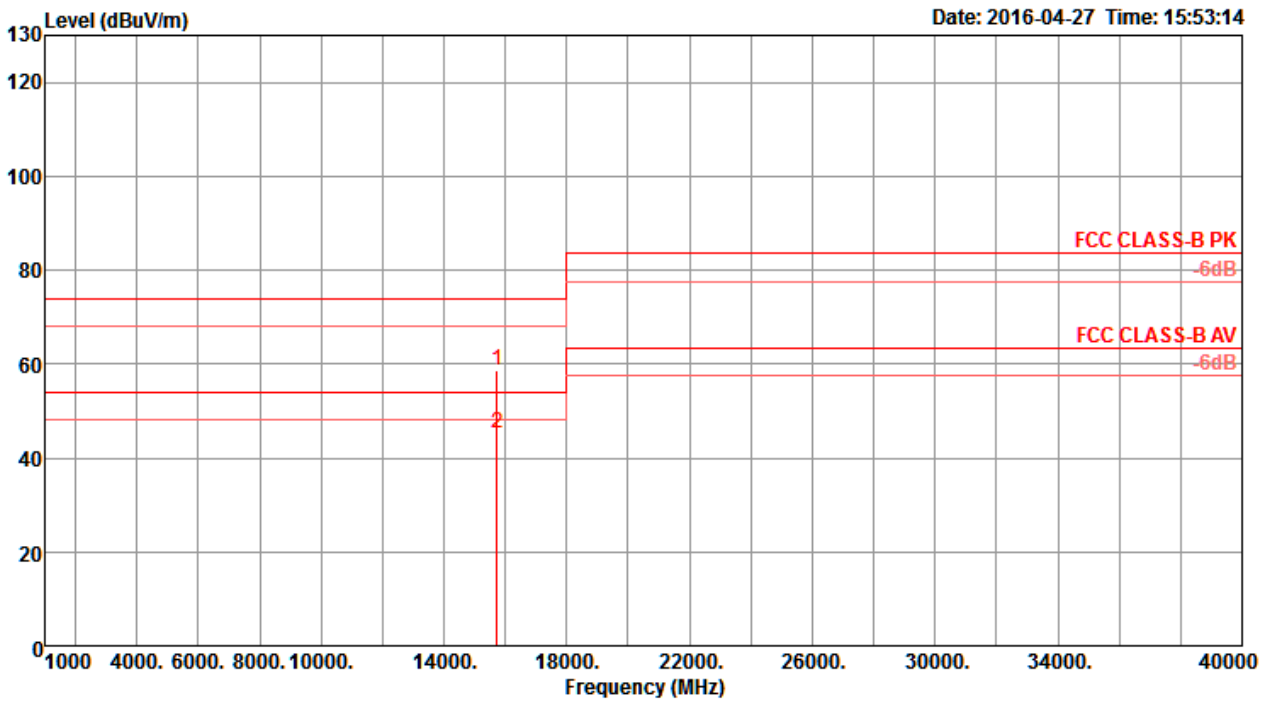

	Freq	Level	Limit Line	Over Limit	Read Level	Cable Loss	Antenna Factor	Preamp Factor	T/Pos	A/Pos	Remark	Pol/Phase
	MHz	dBuV/m	dBuV/m	dB	dBuV	dB	dB/m	dB	deg	cm		
1	15715.28	58.60	74.00	-15.40	43.72	11.27	38.42	34.81	281	269	Peak	HORIZONTAL
2	15729.60	45.35	54.00	-8.65	30.47	11.27	38.42	34.81	281	269	Average	HORIZONTAL

Vertical

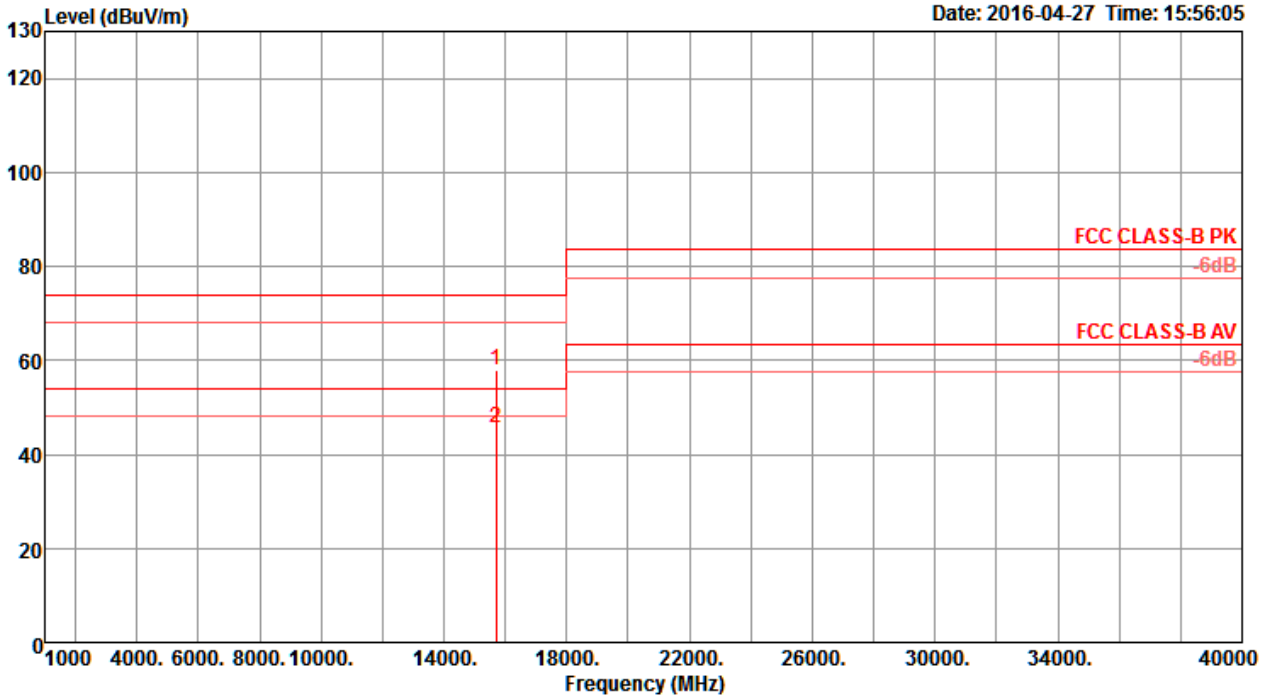

	Freq	Level	Limit Line	Over Limit	Read Level	Cable Loss	Antenna Factor	Preamp Factor	T/Pos	A/Pos	Remark	Pol/Phase
	MHz	dBuV/m	dBuV/m	dB	dBuV	dB	dB/m	dB	deg	cm		
1	15712.12	57.93	74.00	-16.07	43.01	11.27	38.42	34.77	131	240	Peak	VERTICAL
2	15713.60	45.79	54.00	-8.21	30.91	11.27	38.42	34.81	131	240	Average	VERTICAL

Temperature	22℃	Humidity	56%
Test Engineer	Nyle Chang & Peter Wu & Gary Chu & DK Chang & Eddie Weng & Stim Song & Brain Sun	Configurations	IEEE 802.11a CH 149 / Chain 1 + Chain 2 + Chain 3 + Chain 4
Test Mode	Mode 1		

Horizontal

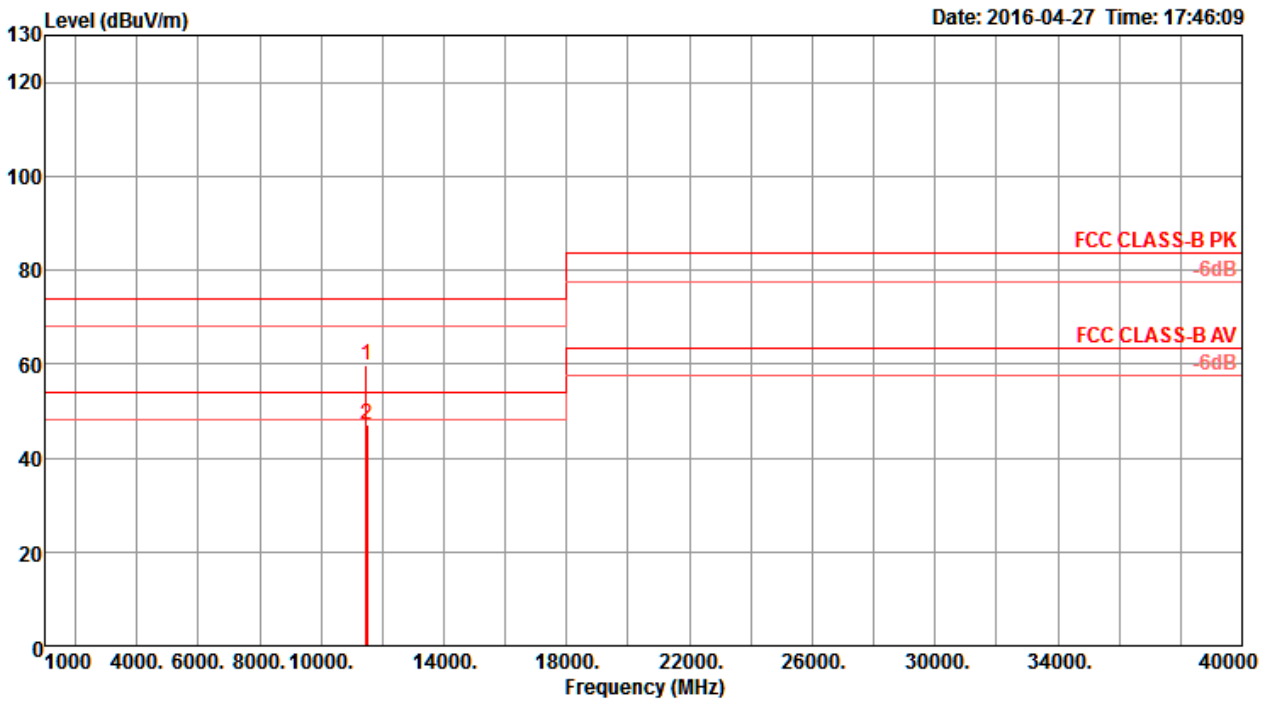

	Freq	Level	Limit Line	Over Limit	Read Level	Cable Loss	Antenna Factor	Preamp Factor	T/Pos	A/Pos	Remark	Pol/Phase
	MHz	dBuV/m	dBuV/m	dB	dBuV	dB	dB/m	dB	deg	cm		
1	11482.40	59.61	74.00	-14.39	46.11	9.62	38.50	34.62	68	208	Peak	HORIZONTAL
2	11483.50	47.01	54.00	-6.99	33.51	9.62	38.50	34.62	68	208	Average	HORIZONTAL

Vertical

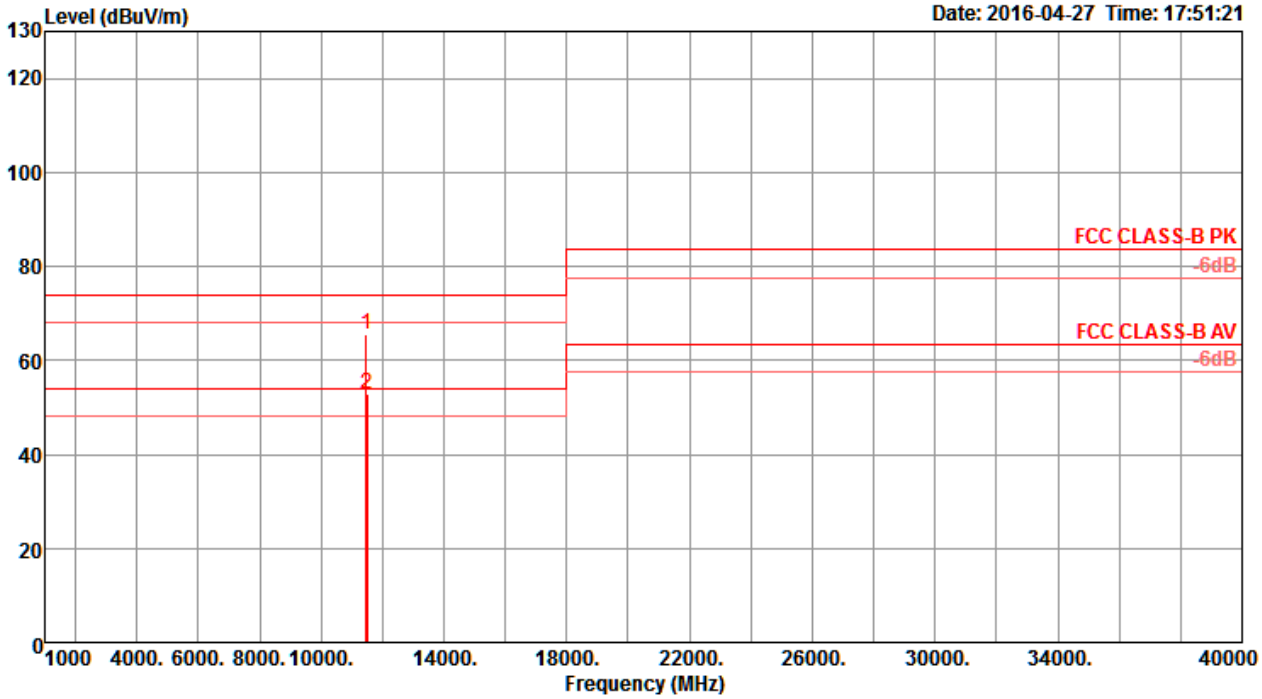

	Freq	Level	Limit Line	Over Limit	Read Level	Cable Loss	Antenna Factor	Preamp Factor	T/Pos	A/Pos	Remark	Pol/Phase
	MHz	dBuV/m	dBuV/m	dB	dBuV	dB	dB/m	dB	deg	cm		
1	11482.70	65.63	74.00	-8.37	52.13	9.62	38.50	34.62	33	243	Peak	VERTICAL
2	11483.70	53.01	54.00	-0.99	39.51	9.62	38.50	34.62	33	243	Average	VERTICAL

Temperature	22℃	Humidity	56%
Test Engineer	Nyle Chang & Peter Wu & Gary Chu & DK Chang & Eddie Weng & Stim Song & Brain Sun	Configurations	IEEE 802.11a CH 157 / Chain 1 + Chain 2 + Chain 3 + Chain 4
Test Mode	Mode 1		

Horizontal

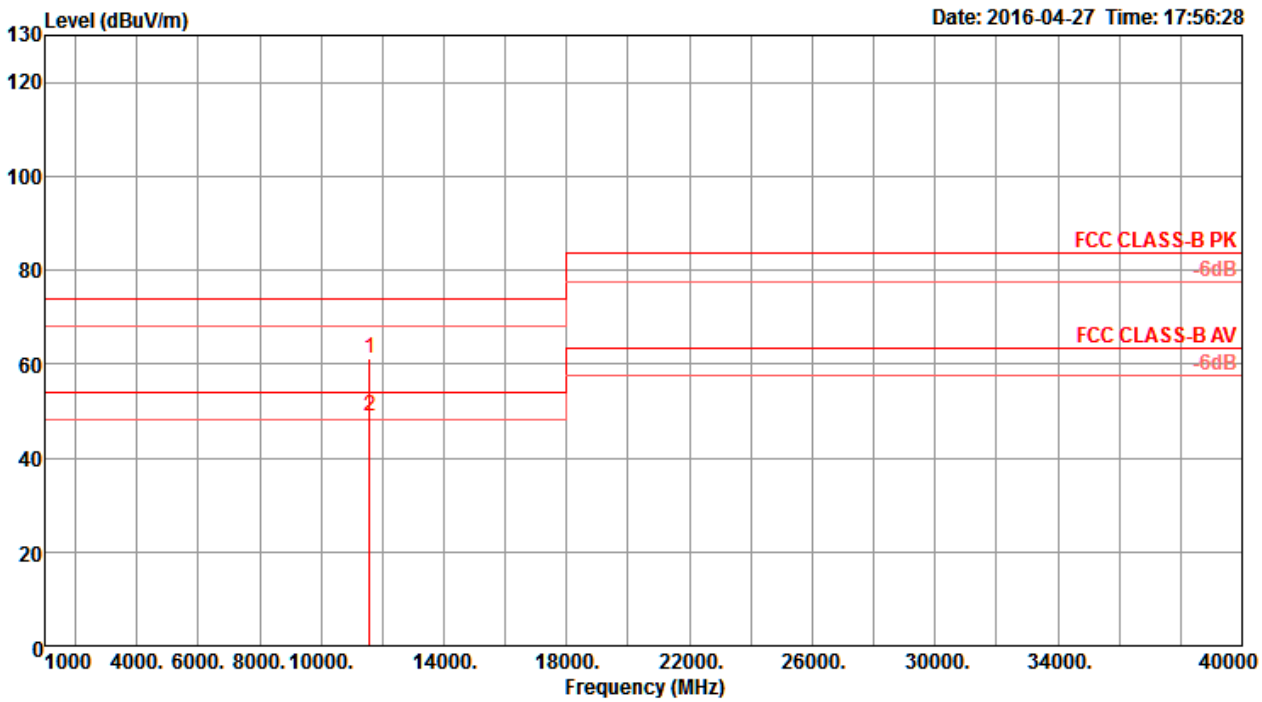

	Freq	Level	Limit Line	Over Limit	Read Level	Cable Loss	Antenna Factor	Preamp Factor	T/Pos	A/Pos	Remark	Pol/Phase
	MHz	dBuV/m	dBuV/m	dB	dBuV	dB	dB/m	dB	deg	cm		
1	11566.90	61.14	74.00	-12.86	47.65	9.61	38.53	34.65	121	274	Peak	HORIZONTAL
2	11567.80	49.06	54.00	-4.94	35.57	9.61	38.53	34.65	121	274	Average	HORIZONTAL

Vertical

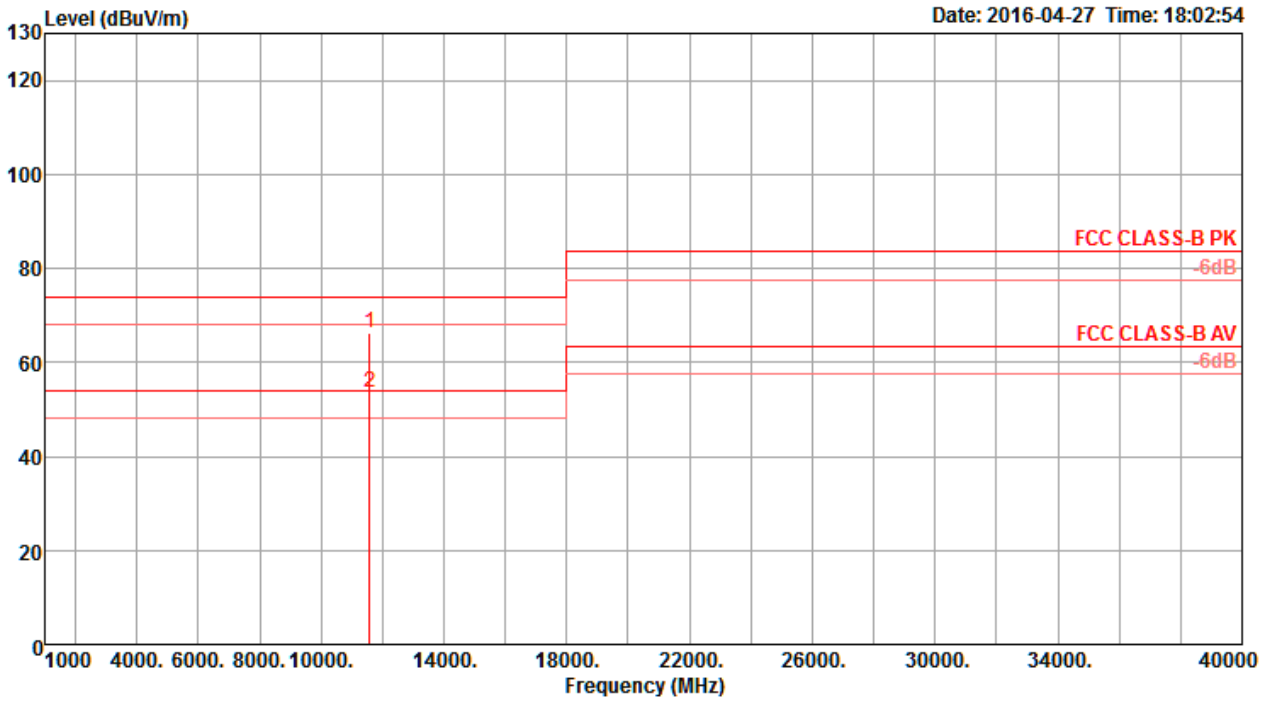

	Freq	Level	Limit Line	Over Limit	Read Level	Cable Loss	Antenna Factor	Preamp Factor	T/Pos	A/Pos	Remark	Pol/Phase
	MHz	dBuV/m	dBuV/m	dB	dBuV	dB	dB/m	dB	deg	cm		
1	11568.00	66.22	74.00	-7.78	52.73	9.61	38.53	34.65	199	239	Peak	VERTICAL
2	11568.00	53.55	54.00	-0.45	40.06	9.61	38.53	34.65	199	239	Average	VERTICAL

Temperature	22℃	Humidity	56%
Test Engineer	Nyle Chang & Peter Wu & Gary Chu & DK Chang & Eddie Weng & Stim Song & Brain Sun	Configurations	IEEE 802.11a CH 165 / Chain 1 + Chain 2 + Chain 3 + Chain 4
Test Mode	Mode 1		

Horizontal

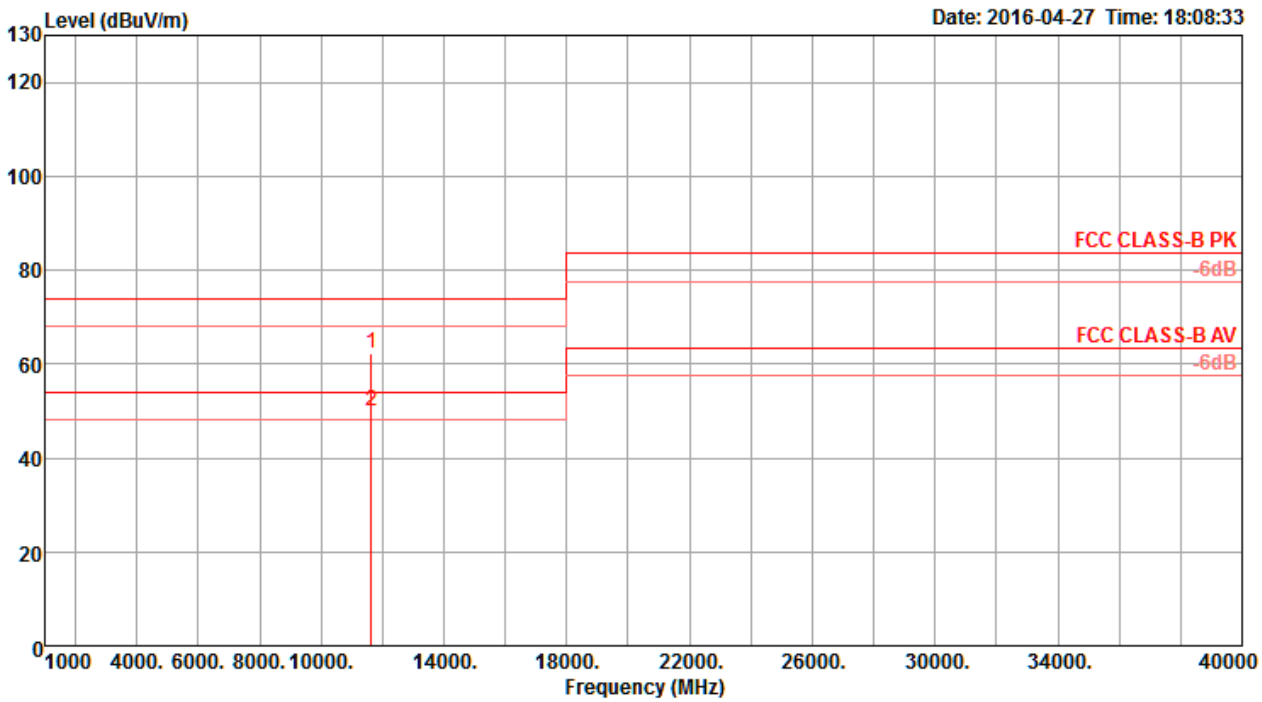

	Freq	Level	Limit Line	Over Limit	Read Level	Cable Loss	Antenna Factor	Preamp Factor	T/Pos	A/Pos	Remark	Pol/Phase
	MHz	dBuV/m	dBuV/m	dB	dBuV	dB	dB/m	dB	deg	cm		
1	11647.50	62.29	74.00	-11.71	48.82	9.60	38.55	34.68	122	203	Peak	HORIZONTAL
2	11648.10	50.07	54.00	-3.93	36.60	9.60	38.55	34.68	122	203	Average	HORIZONTAL

Vertical

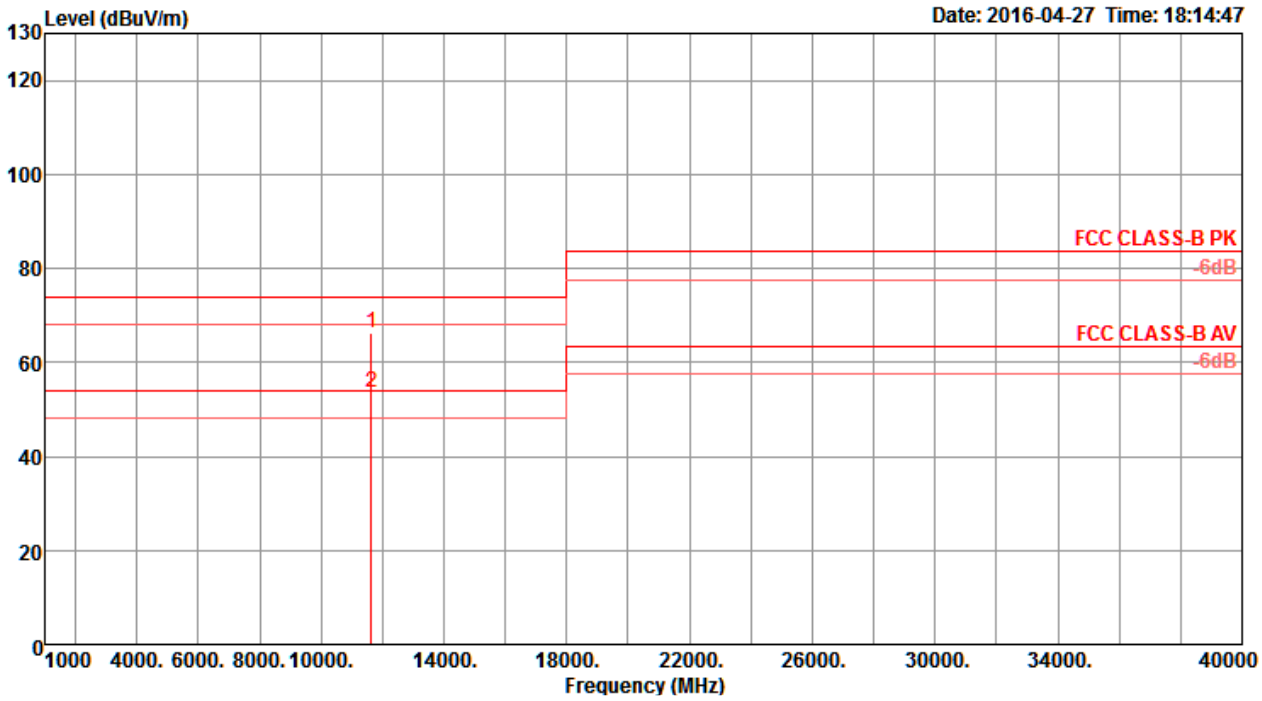

	Freq	Level	Limit Line	Over Limit	Read Level	Cable Loss	Antenna Factor	Preamp Factor	T/Pos	A/Pos	Remark	Pol/Phase
	MHz	dBuV/m	dBuV/m	dB	dBuV	dB	dB/m	dB	deg	cm		
1	11648.00	66.14	74.00	-7.86	52.67	9.60	38.55	34.68	206	237	Peak	VERTICAL
2	11648.50	53.48	54.00	-0.52	40.01	9.60	38.55	34.68	206	237	Average	VERTICAL

Temperature	22℃	Humidity	56%
Test Engineer	Nyle Chang & Peter Wu & Gary Chu & DK Chang & Eddie Weng & Stim Song & Brain Sun	Configurations	IEEE 802.11ac MCS0/Nss1 VHT20 CH 36 / Chain 1 + Chain 2 + Chain 3 + Chain 4
Test Mode	Mode 1		

Horizontal

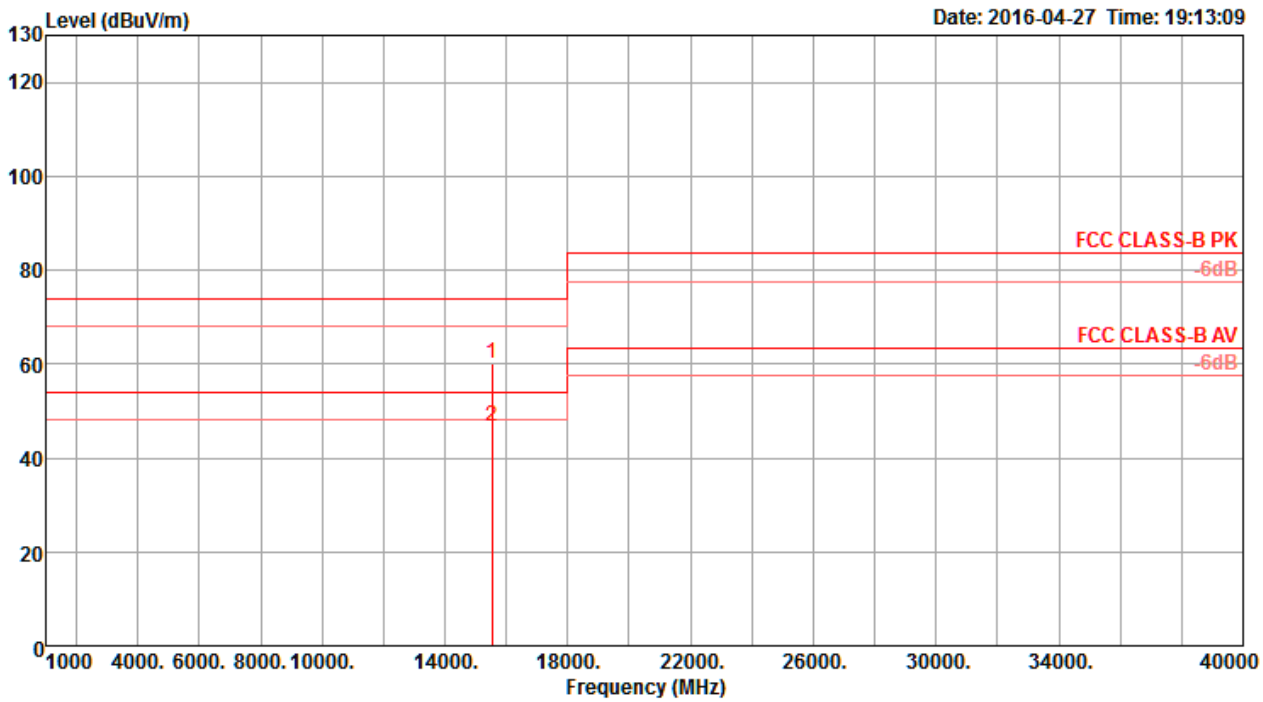

	Freq	Level	Limit Line	Over Limit	Read Level	Cable Loss	Antenna Factor	Preamp Factor	T/Pos	A/Pos	Remark	Pol/Phase
	MHz	dBuV/m	dBuV/m	dB	dBuV	dB	dB/m	dB	deg	cm		
1	15530.52	60.14	74.00	-13.86	45.39	11.23	38.16	34.64	55	305	Peak	HORIZONTAL
2	15543.16	46.72	54.00	-7.28	31.97	11.23	38.16	34.64	55	305	Average	HORIZONTAL

Vertical

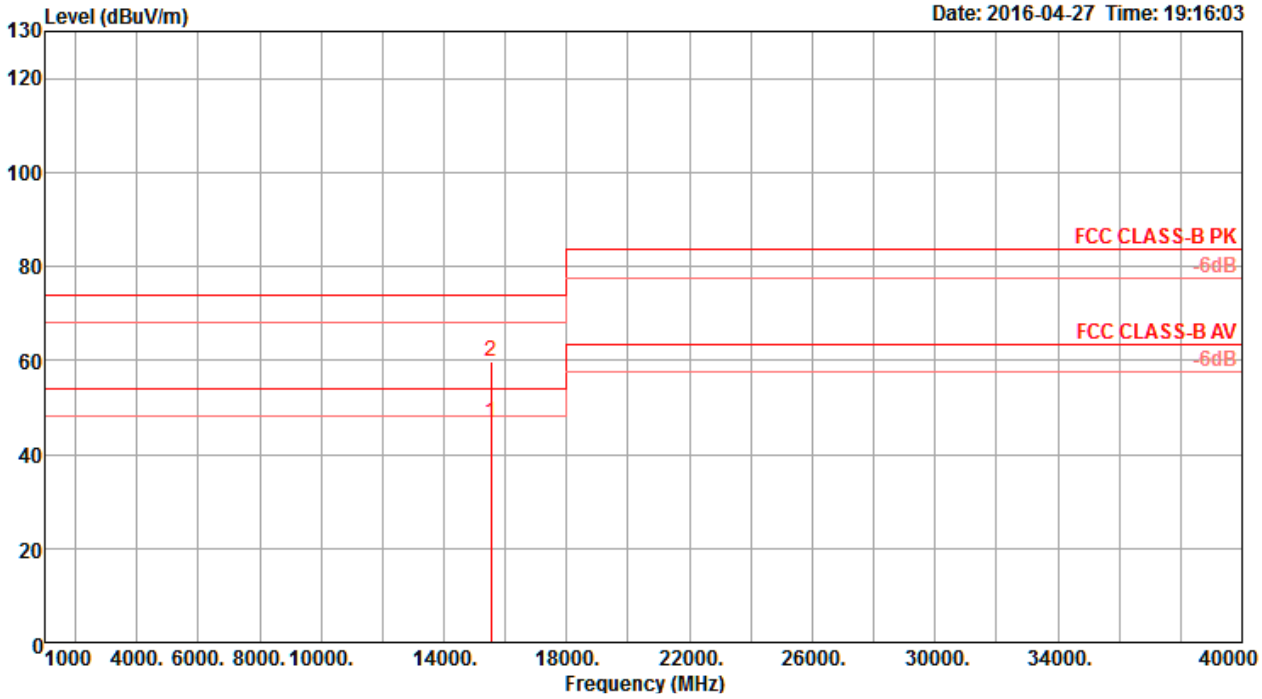

	Freq	Level	Limit Line	Over Limit	Read Level	Cable Loss	Antenna Factor	Preamp Factor	T/Pos	A/Pos	Remark	Pol/Phase
	MHz	dBuV/m	dBuV/m	dB	dBuV	dB	dB/m	dB	deg	cm		
1	15538.72	46.79	54.00	-7.21	32.04	11.23	38.16	34.64	44	176	Average	VERTICAL
2	15545.68	59.82	74.00	-14.18	45.07	11.23	38.16	34.64	44	176	Peak	VERTICAL

Temperature	22℃	Humidity	56%
Test Engineer	Nyle Chang & Peter Wu & Gary Chu & DK Chang & Eddie Weng & Stim Song & Brain Sun	Configurations	IEEE 802.11ac MCS0/Nss1 VHT20 CH 40 / Chain 1 + Chain 2 + Chain 3 + Chain 4
Test Mode	Mode 1		

Horizontal

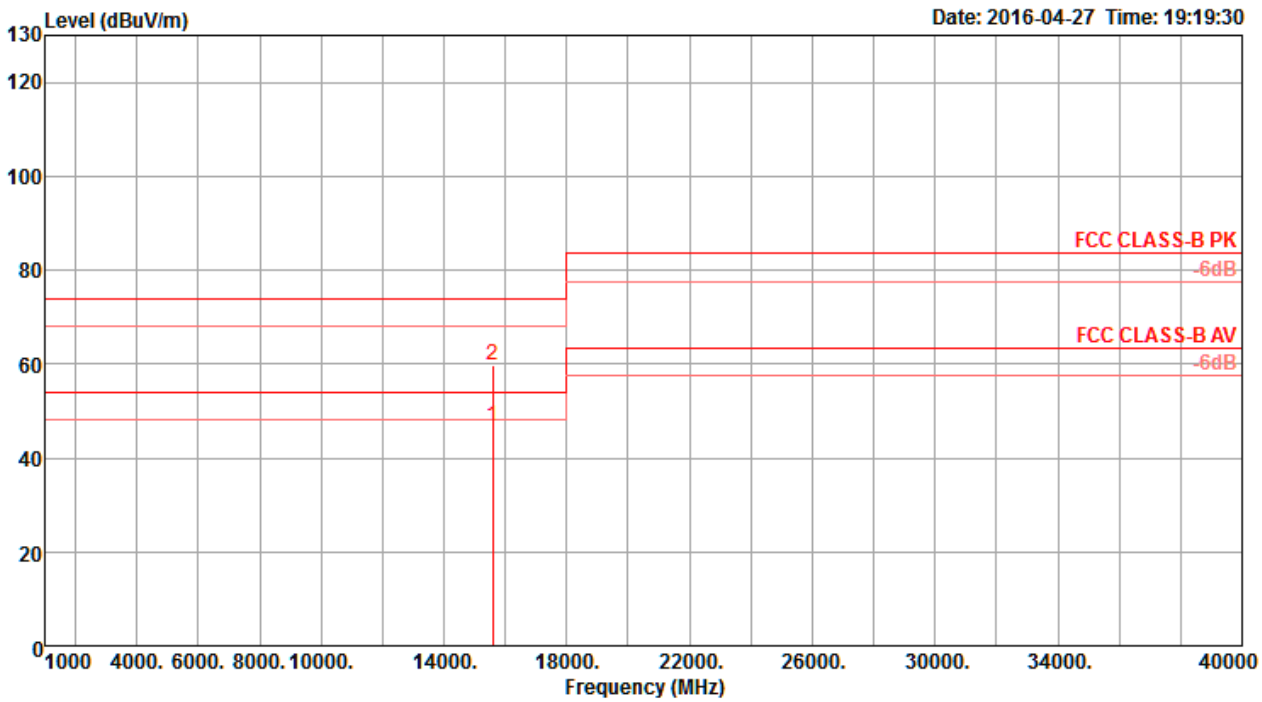

	Freq	Level	Limit Line	Over Limit	Read Level	Cable Loss	Antenna Factor	Preamp Factor	T/Pos	A/Pos	Remark	Pol/Phase
	MHz	dBuV/m	dBuV/m	dB	dBuV	dB	dB/m	dB	deg	cm		
1	15591.52	46.57	54.00	-7.43	31.78	11.24	38.23	34.68	200	208	Average	HORIZONTAL
2	15603.52	59.62	74.00	-14.38	44.76	11.25	38.29	34.68	200	208	Peak	HORIZONTAL

Vertical

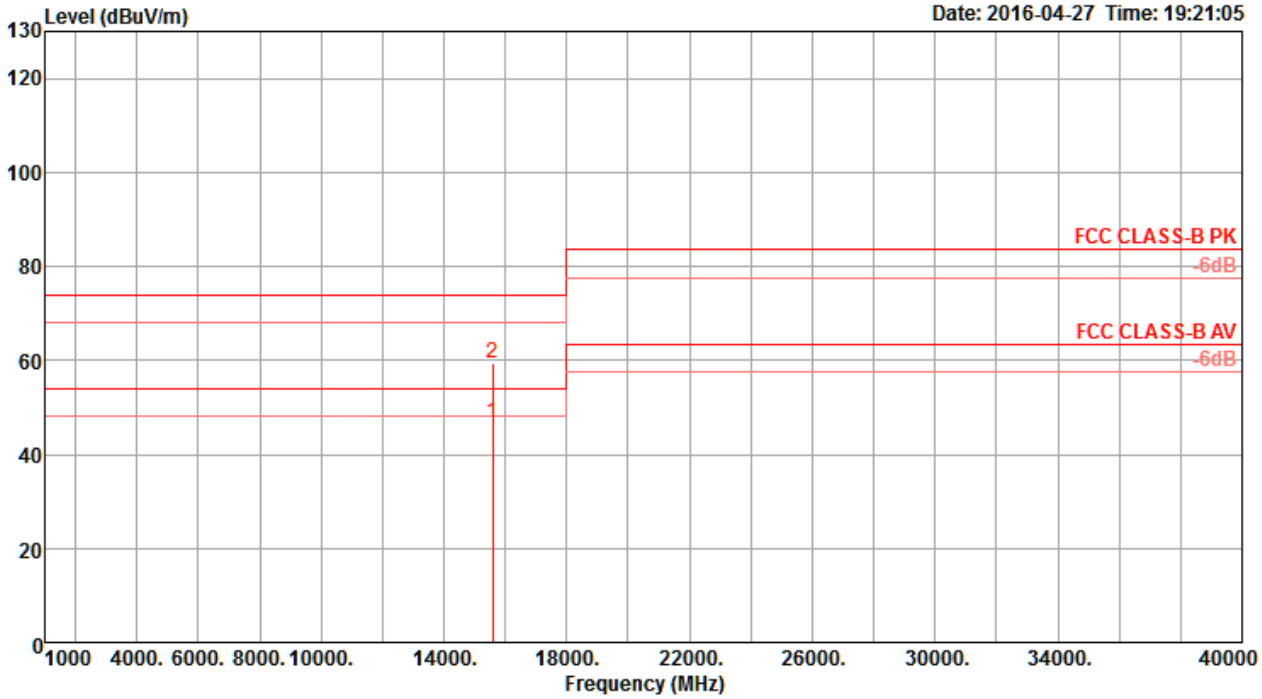

	Freq	Level	Limit Line	Over Limit	Read Level	Cable Loss	Antenna Factor	Preamp Factor	T/Pos	A/Pos	Remark	Pol/Phase
	MHz	dBuV/m	dBuV/m	dB	dBuV	dB	dB/m	dB	deg	cm		
1	15597.56	46.86	54.00	-7.14	32.07	11.24	38.23	34.68	25	174	Average	VERTICAL
2	15602.52	59.27	74.00	-14.73	44.41	11.25	38.29	34.68	25	174	Peak	VERTICAL

Temperature	22℃	Humidity	56%
Test Engineer	Nyle Chang & Peter Wu & Gary Chu & DK Chang & Eddie Weng & Stim Song & Brain Sun	Configurations	IEEE 802.11ac MCS0/Nss1 VHT20 CH 48 / Chain 1 + Chain 2 + Chain 3 + Chain 4
Test Mode	Mode 1		

Horizontal

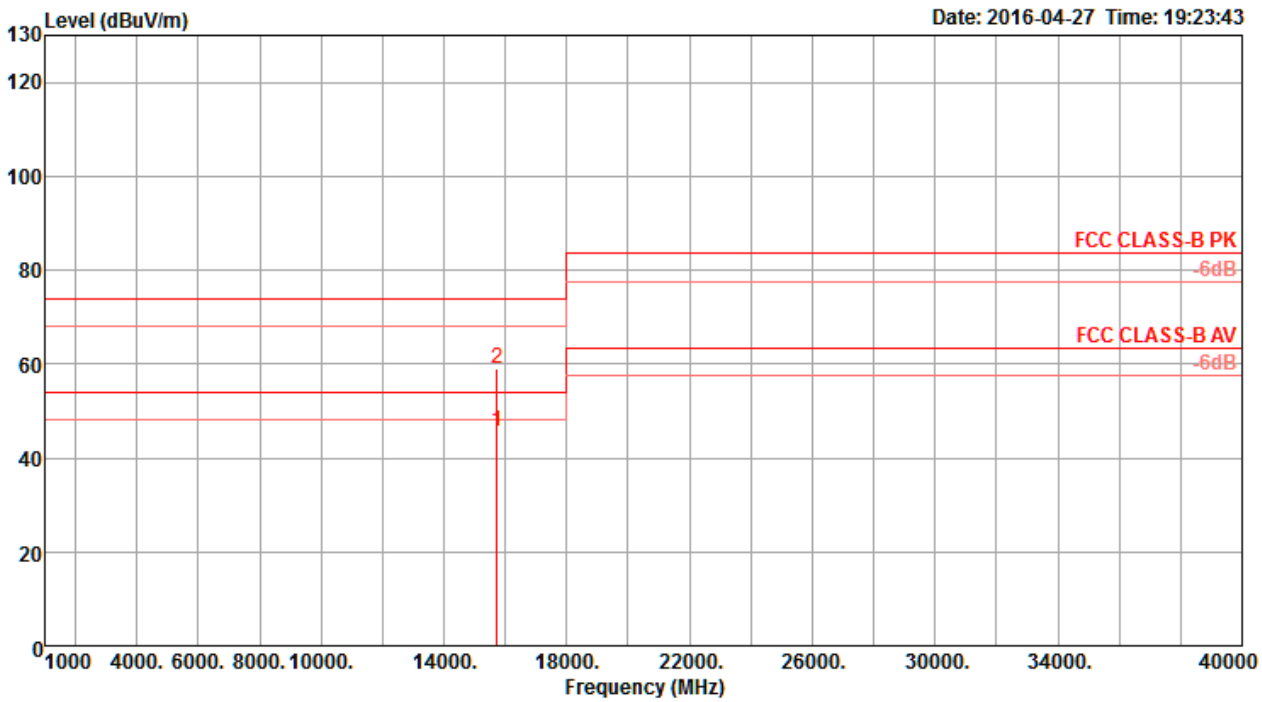

	Freq	Level	Limit Line	Over Limit	Read Level	Cable Loss	Antenna Factor	Preamp Factor	T/Pos	A/Pos	Remark	Pol/Phase
	MHz	dBuV/m	dBuV/m	dB	dBuV	dB	dB/m	dB	deg	cm		
1	15715.28	45.76	54.00	-8.24	30.88	11.27	38.42	34.81	219	276	Average	HORIZONTAL
2	15720.24	58.97	74.00	-15.03	44.09	11.27	38.42	34.81	219	276	Peak	HORIZONTAL

Vertical

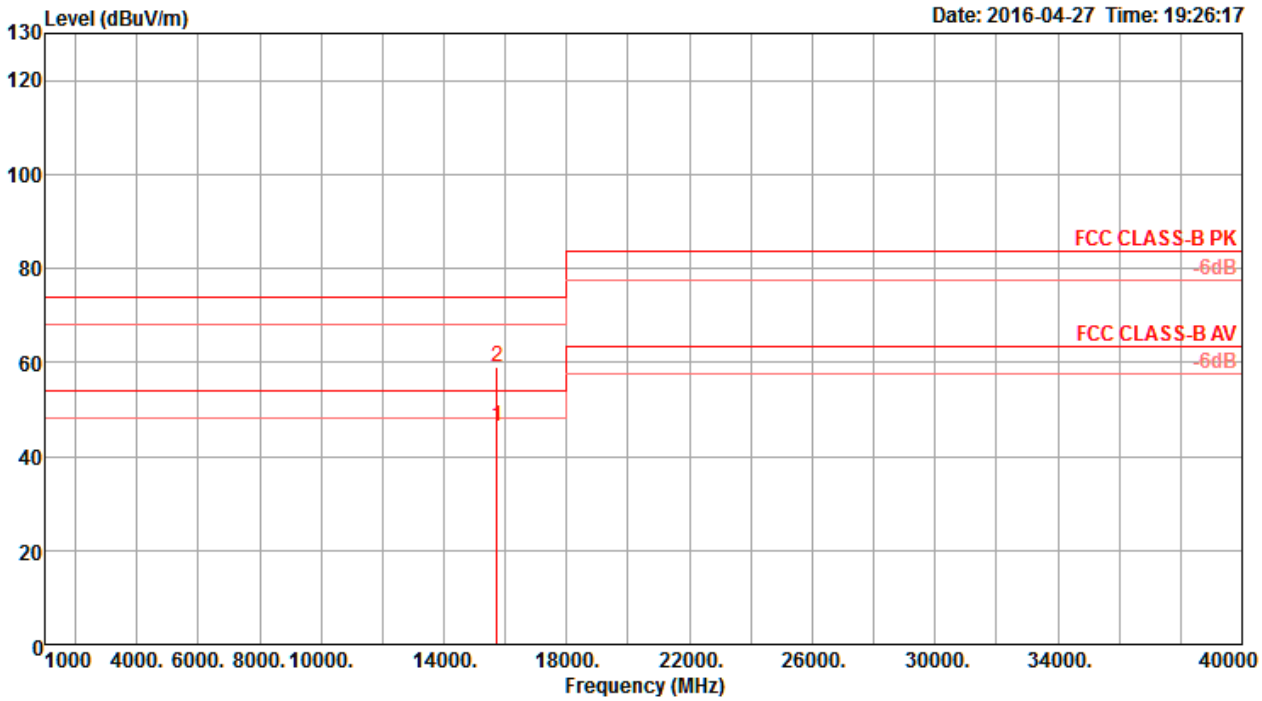

	Freq	Level	Limit Line	Over Limit	Read Level	Cable Loss	Antenna Factor	Preamp Factor	T/Pos	A/Pos	Remark	Pol/Phase
	MHz	dBuV/m	dBuV/m	dB	dBuV	dB	dB/m	dB	deg	cm		
1	15715.60	46.43	54.00	-7.57	31.55	11.27	38.42	34.81	41	316	Average	VERTICAL
2	15718.52	59.11	74.00	-14.89	44.23	11.27	38.42	34.81	41	316	Peak	VERTICAL

Temperature	22℃	Humidity	56%
Test Engineer	Nyle Chang & Peter Wu & Gary Chu & DK Chang & Eddie Weng & Stim Song & Brain Sun	Configurations	IEEE 802.11ac MCS0/Nss1 VHT20 CH 149 / Chain 1 + Chain 2 + Chain 3 + Chain 4
Test Mode	Mode 1		

Horizontal

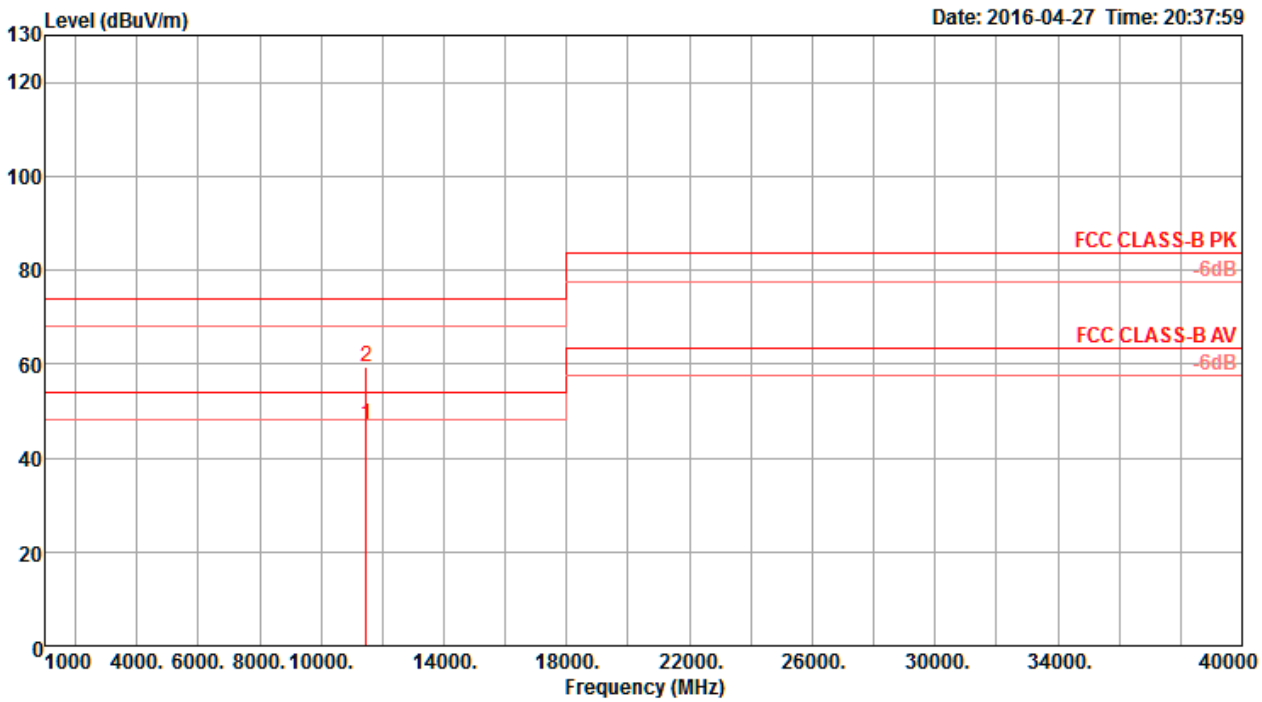

	Freq	Level	Limit Line	Over Limit	Read Level	Cable Loss	Antenna Factor	Preamp Factor	T/Pos	A/Pos	Remark	Pol/Phase
	MHz	dBuV/m	dBuV/m	dB	dBuV	dB	dB/m	dB	deg	cm		
1	11482.70	47.07	54.00	-6.93	33.57	9.62	38.50	34.62	68	204	Average	HORIZONTAL
2	11482.90	59.42	74.00	-14.58	45.92	9.62	38.50	34.62	68	204	Peak	HORIZONTAL

Vertical

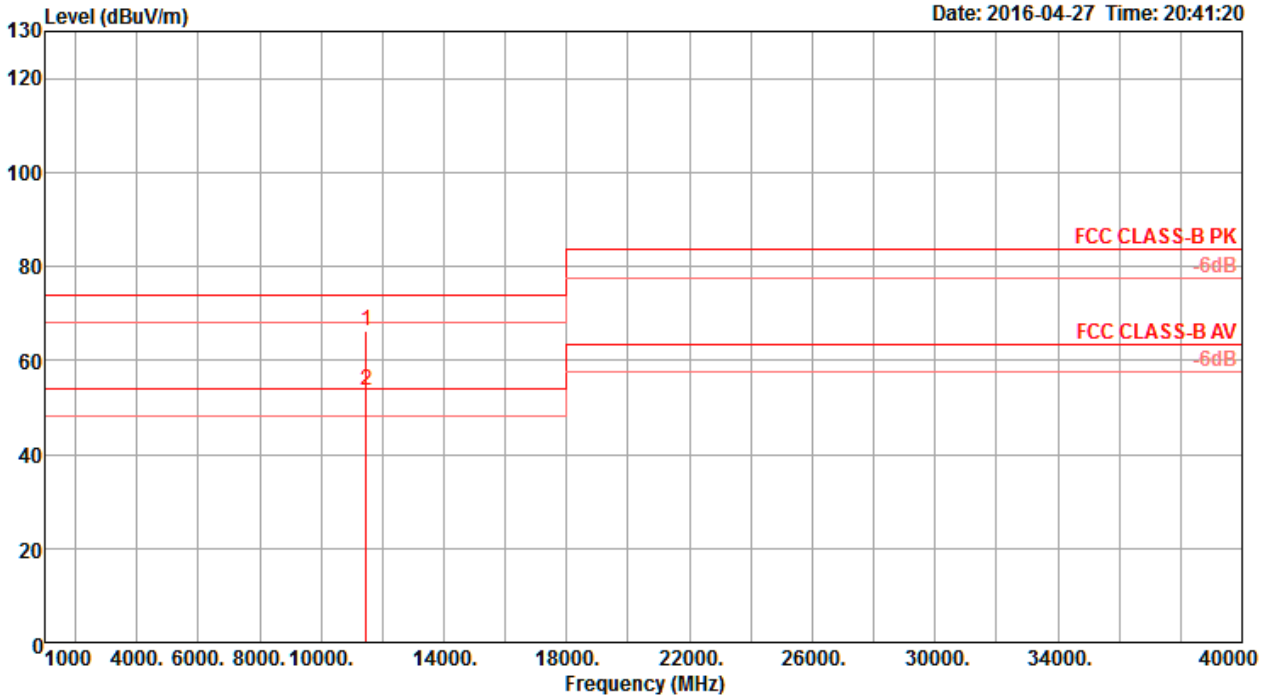

	Freq	Level	Limit Line	Over Limit	Read Level	Cable Loss	Antenna Factor	Preamp Factor	T/Pos	A/Pos	Remark	Pol/Phase
	MHz	dBuV/m	dBuV/m	dB	dBuV	dB	dB/m	dB	deg	cm		
1	11481.90	66.09	74.00	-7.91	52.59	9.62	38.50	34.62	32	205	Peak	VERTICAL
2	11482.70	53.71	54.00	-0.29	40.21	9.62	38.50	34.62	32	205	Average	VERTICAL

Temperature	22℃	Humidity	56%
Test Engineer	Nyle Chang & Peter Wu & Gary Chu & DK Chang & Eddie Weng & Stim Song & Brain Sun	Configurations	IEEE 802.11ac MCS0/Nss1 VHT20 CH 157 / Chain 1 + Chain 2 + Chain 3 + Chain 4
Test Mode	Mode 1		

Horizontal

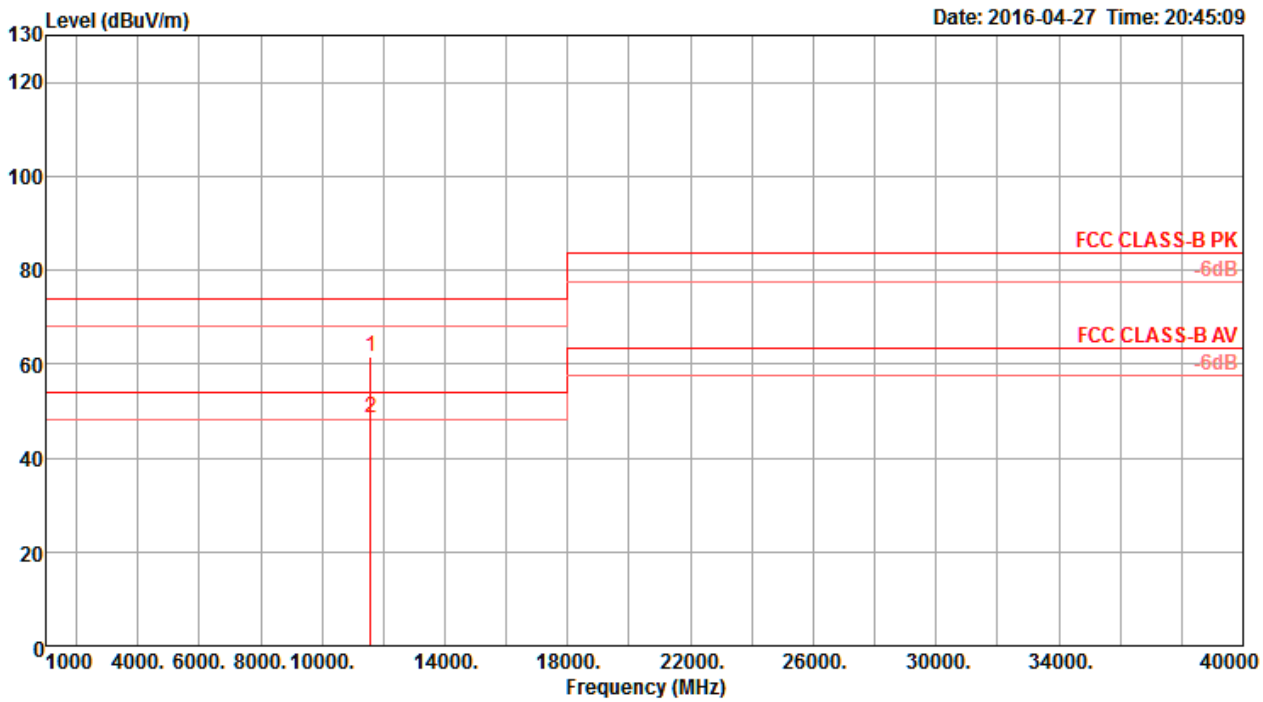

	Freq	Level	Limit Line	Over Limit	Read Level	Cable Loss	Antenna Factor	Preamp Factor	T/Pos	A/Pos	Remark	Pol/Phase
	MHz	dBuV/m	dBuV/m	dB	dBuV	dB	dB/m	dB	deg	cm		
1	11566.08	61.62	74.00	-12.38	48.13	9.61	38.53	34.65	223	198	Peak	HORIZONTAL
2	11566.48	48.53	54.00	-5.47	35.04	9.61	38.53	34.65	223	198	Average	HORIZONTAL

Vertical

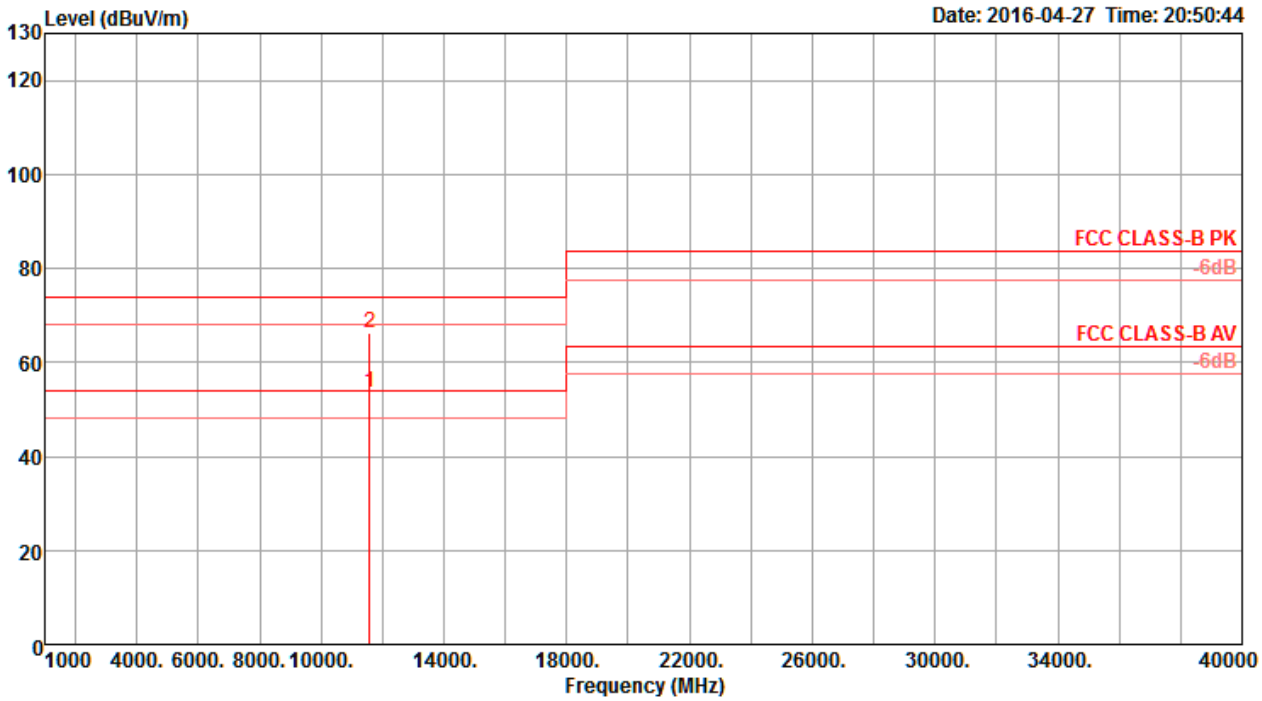

	Freq	Level	Limit Line	Over Limit	Read Level	Cable Loss	Antenna Factor	Preamp Factor	T/Pos	A/Pos	Remark	Pol/Phase
	MHz	dBuV/m	dBuV/m	dB	dBuV	dB	dB/m	dB	deg	cm		
1	11567.76	53.42	54.00	-0.58	39.93	9.61	38.53	34.65	199	244	Average	VERTICAL
2	11568.08	66.23	74.00	-7.77	52.74	9.61	38.53	34.65	199	244	Peak	VERTICAL

Temperature	22℃	Humidity	56%
Test Engineer	Nyle Chang & Peter Wu & Gary Chu & DK Chang & Eddie Weng & Stim Song & Brain Sun	Configurations	IEEE 802.11ac MCS0/Nss1 VHT20 CH 165 / Chain 1 + Chain 2 + Chain 3 + Chain 4
Test Mode	Mode 1		

Horizontal

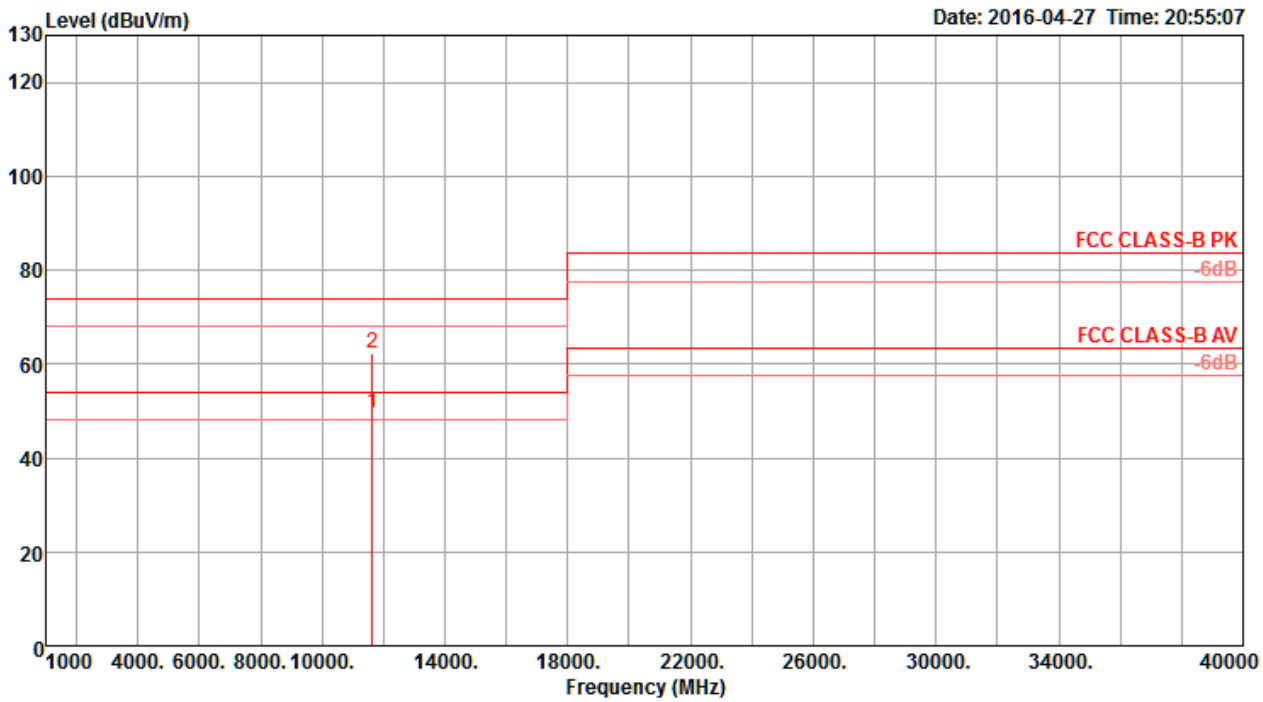

	Freq	Level	Limit Line	Over Limit	Read Level	Cable Loss	Antenna Factor	Preamp Factor	T/Pos	A/Pos	Remark	Pol/Phase
	MHz	dBuV/m	dBuV/m	dB	dBuV	dB	dB/m	dB	deg	cm		
1	11646.88	49.55	54.00	-4.45	36.08	9.60	38.55	34.68	122	206	Average	HORIZONTAL
2	11647.36	62.28	74.00	-11.72	48.81	9.60	38.55	34.68	122	206	Peak	HORIZONTAL

Vertical

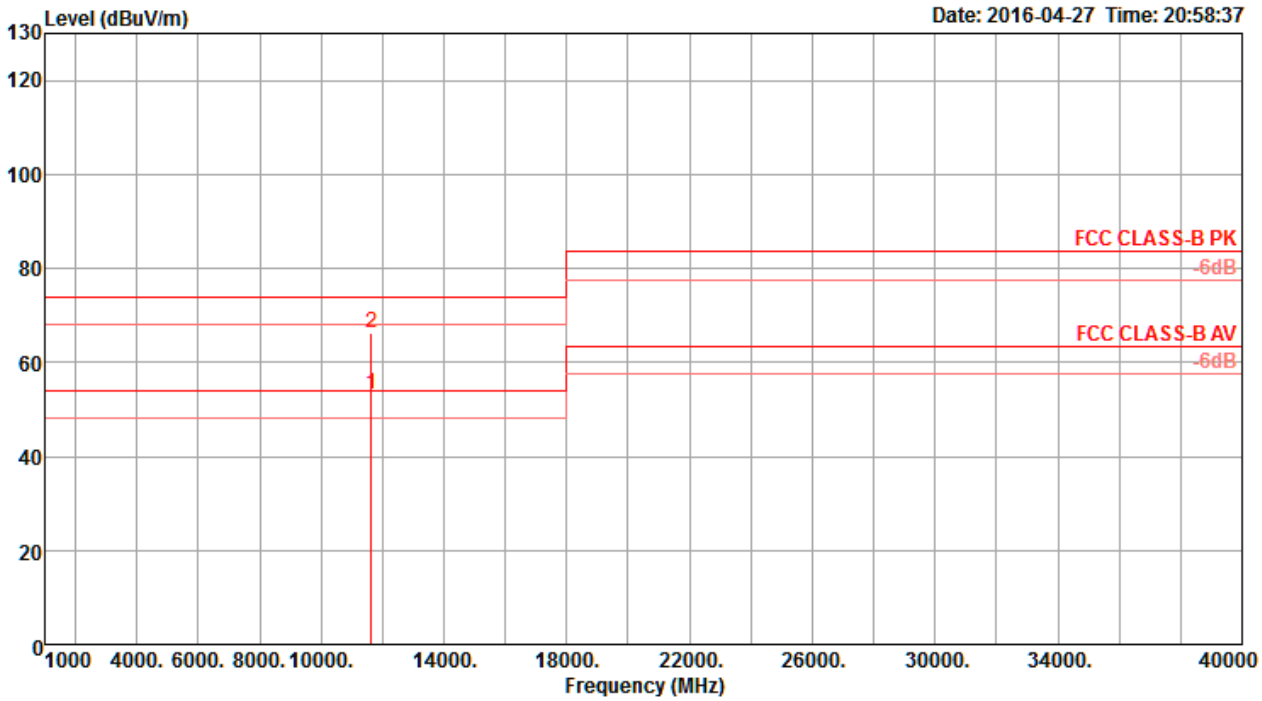

	Freq	Level	Limit Line	Over Limit	Read Level	Cable Loss	Antenna Factor	Preamp Factor	T/Pos	A/Pos	Remark	Pol/Phase
	MHz	dBuV/m	dBuV/m	dB	dBuV	dB	dB/m	dB	deg	cm		
1	11647.12	53.24	54.00	-0.76	39.77	9.60	38.55	34.68	205	200	Average	VERTICAL
2	11648.16	66.35	74.00	-7.65	52.88	9.60	38.55	34.68	205	200	Peak	VERTICAL

Temperature	22℃	Humidity	56%
Test Engineer	Nyle Chang & Peter Wu & Gary Chu & DK Chang & Eddie Weng & Stim Song & Brain Sun	Configurations	IEEE 802.11ac MCS0/Nss1 VHT40 CH 38 / Chain 1 + Chain 2 + Chain 3 + Chain 4
Test Mode	Mode 1		

Horizontal

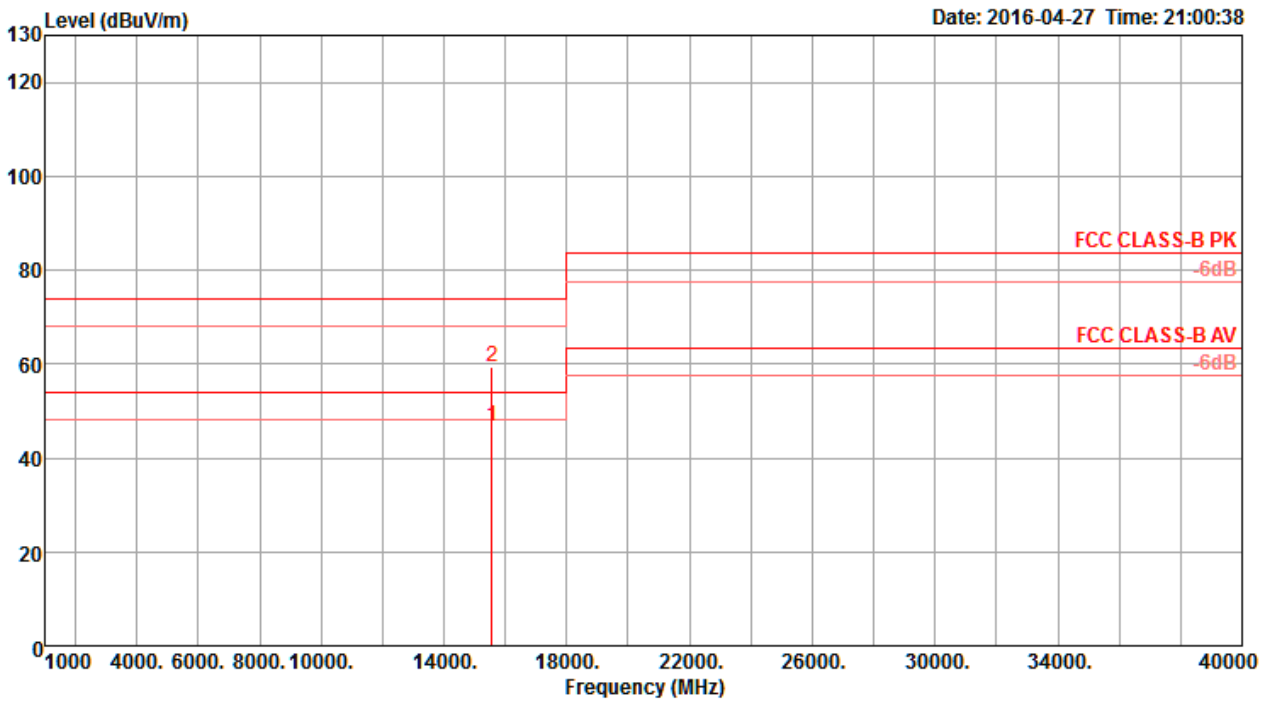

	Freq	Level	Limit Line	Over Limit	Read Level	Cable Loss	Antenna Factor	Preamp Factor	T/Pos	A/Pos	Remark	Pol/Phase
	MHz	dBuV/m	dBuV/m	dB	dBuV	dB	dB/m	dB	deg	cm		
1	15561.44	46.62	54.00	-7.38	31.83	11.24	38.23	34.68	141	228	Average	HORIZONTAL
2	15562.16	59.30	74.00	-14.70	44.51	11.24	38.23	34.68	141	228	Peak	HORIZONTAL

Vertical

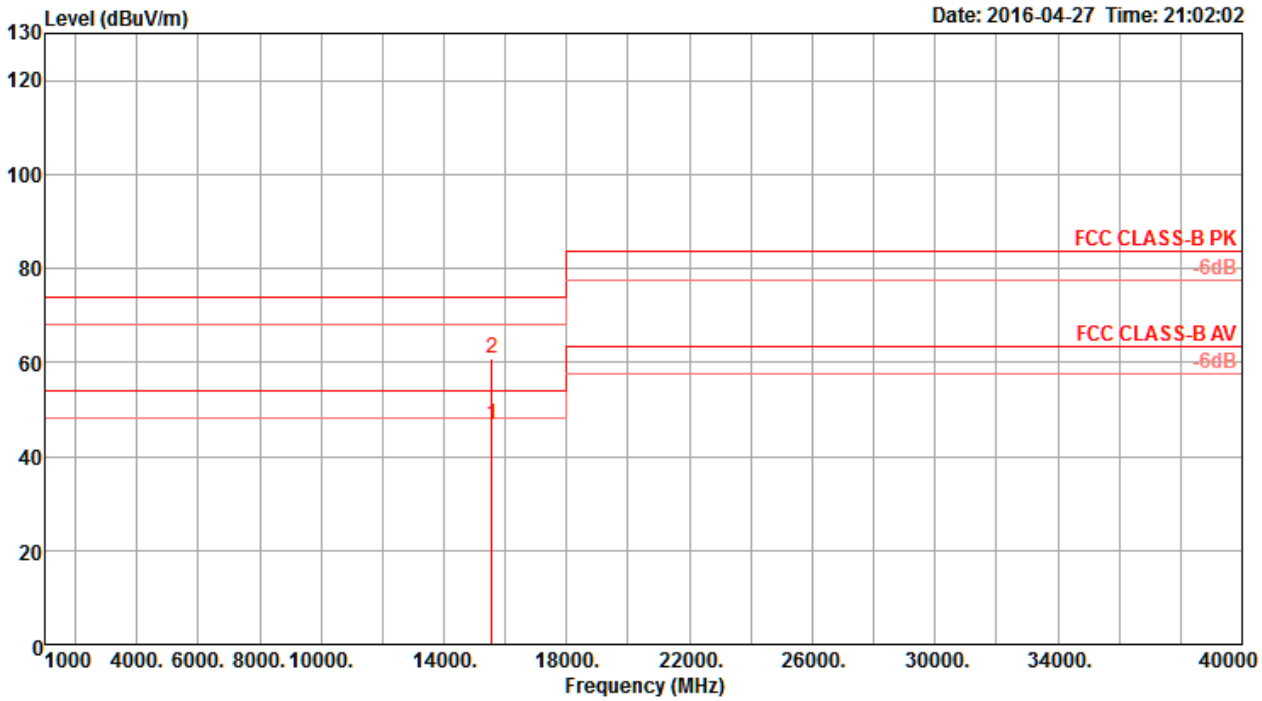

	Freq	Level	Limit Line	Over Limit	Read Level	Cable Loss	Antenna Factor	Preamp Factor	T/Pos	A/Pos	Remark	Pol/Phase
	MHz	dBuV/m	dBuV/m	dB	dBuV	dB	dB/m	dB	deg	cm		
1	15560.64	46.58	54.00	-7.42	31.79	11.24	38.23	34.68	250	280	Average	VERTICAL
2	15561.36	60.83	74.00	-13.17	46.04	11.24	38.23	34.68	250	280	Peak	VERTICAL

Temperature	22℃	Humidity	56%
Test Engineer	Nyle Chang & Peter Wu & Gary Chu & DK Chang & Eddie Weng & Stim Song & Brain Sun	Configurations	IEEE 802.11ac MCS0/Nss1 VHT40 CH 46 / Chain 1 + Chain 2 + Chain 3 + Chain 4
Test Mode	Mode 1		

Horizontal

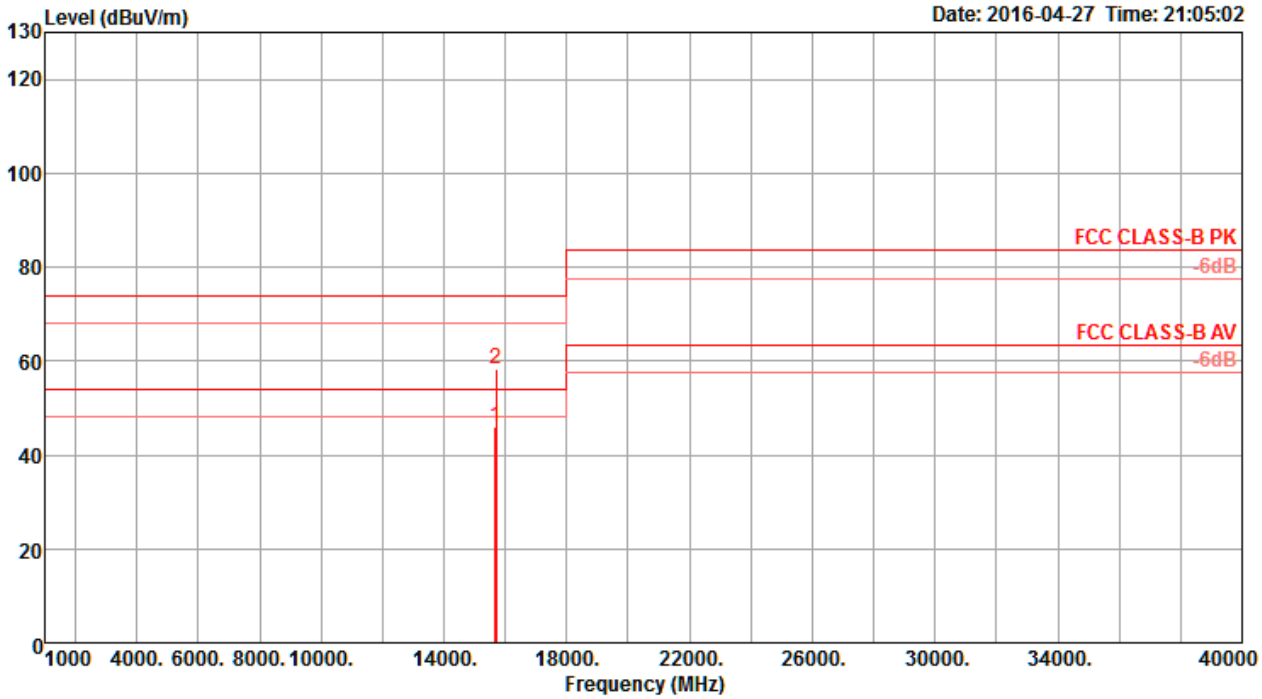

	Freq	Level	Limit Line	Over Limit	Read Level	Cable Loss	Antenna Factor	Preamp Factor	T/Pos	A/Pos	Remark	Pol/Phase
	MHz	dBuV/m	dBuV/m	dB	dBuV	dB	dB/m	dB	deg	cm		
1	15677.76	45.85	54.00	-8.15	31.01	11.26	38.35	34.77	223	220	Average	HORIZONTAL
2	15689.52	58.39	74.00	-15.61	43.55	11.26	38.35	34.77	223	220	Peak	HORIZONTAL

Vertical

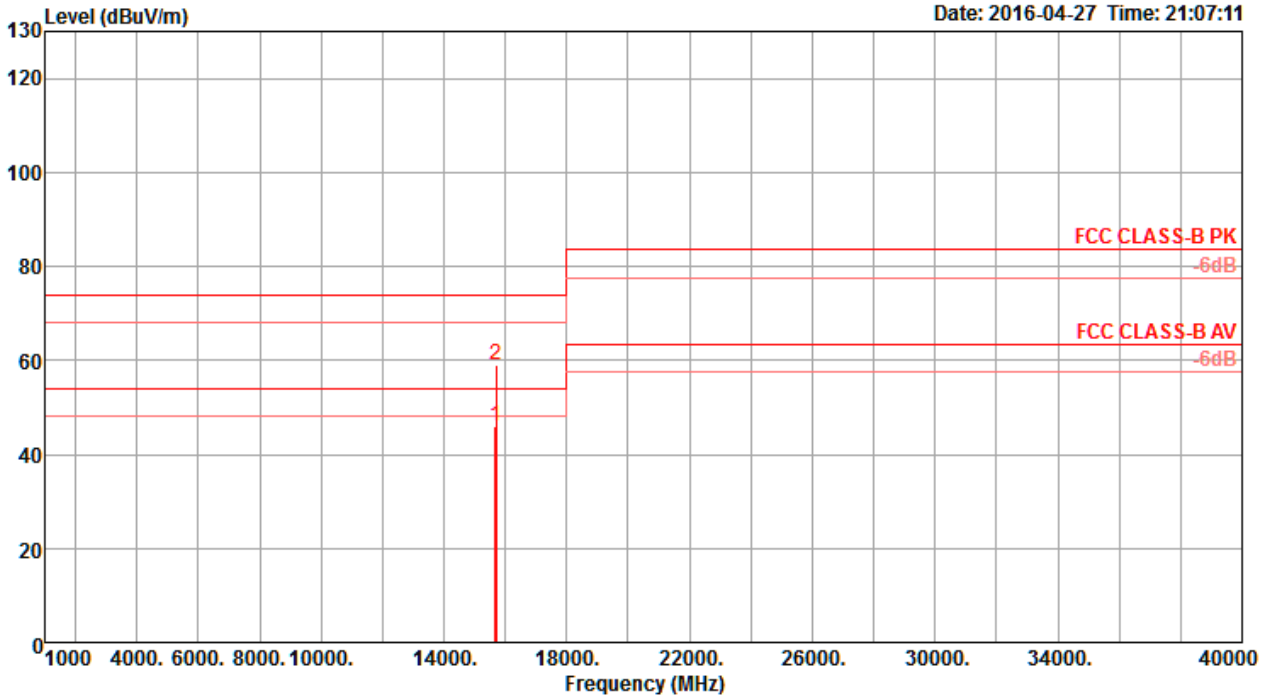

	Freq	Level	Limit Line	Over Limit	Read Level	Cable Loss	Antenna Factor	Preamp Factor	T/Pos	A/Pos	Remark	Pol/Phase
	MHz	dBuV/m	dBuV/m	dB	dBuV	dB	dB/m	dB	deg	cm		
1	15681.60	45.86	54.00	-8.14	31.02	11.26	38.35	34.77	101	217	Average	VERTICAL
2	15709.84	58.93	74.00	-15.07	44.01	11.27	38.42	34.77	101	217	Peak	VERTICAL

Temperature	22℃	Humidity	56%
Test Engineer	Nyle Chang & Peter Wu & Gary Chu & DK Chang & Eddie Weng & Stim Song & Brain Sun	Configurations	IEEE 802.11ac MCS0/Nss1 VHT40 CH 151 / Chain 1 + Chain 2 + Chain 3 + Chain 4
Test Mode	Mode 1		

Horizontal

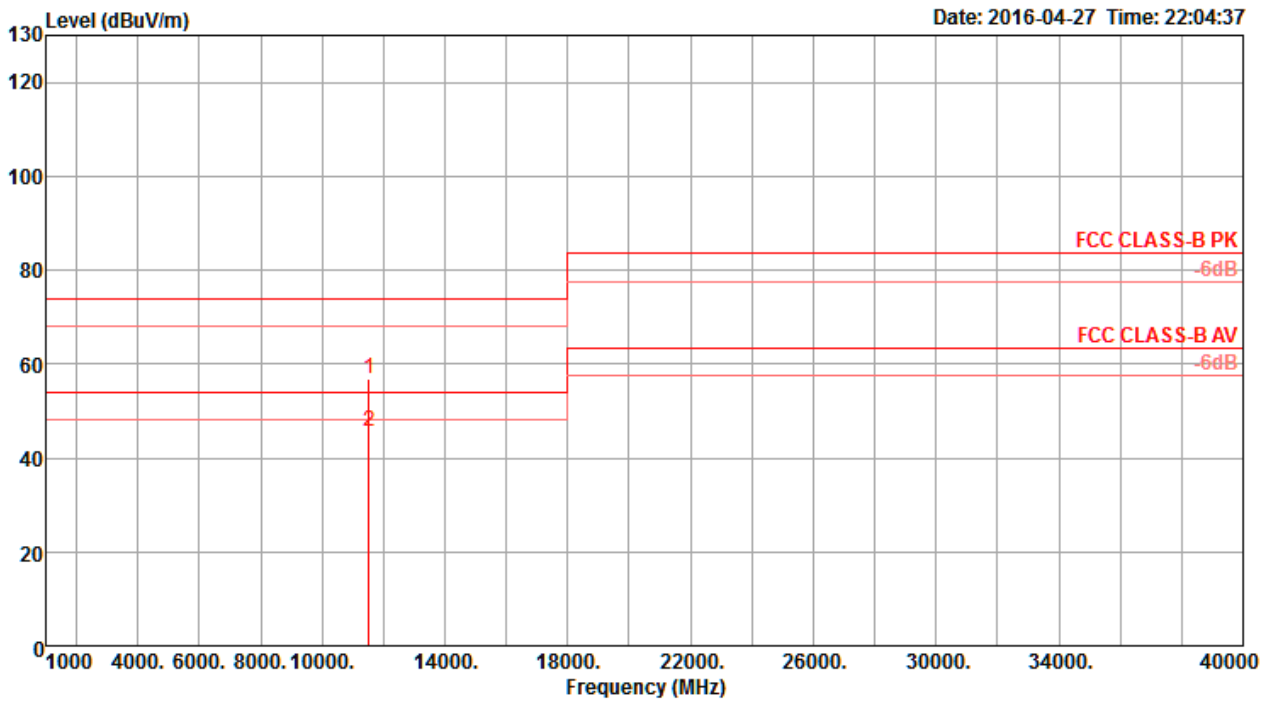

	Freq	Level	Limit Line	Over Limit	Read Level	Cable Loss	Antenna Factor	Preamp Factor	T/Pos	A/Pos	Remark	Pol/Phase
	MHz	dBuV/m	dBuV/m	dB	dBuV	dB	dB/m	dB	deg	cm		
1	11520.72	56.85	74.00	-17.15	43.36	9.61	38.51	34.63	70	224	Peak	HORIZONTAL
2	11522.16	45.46	54.00	-8.54	31.97	9.61	38.51	34.63	70	224	Average	HORIZONTAL