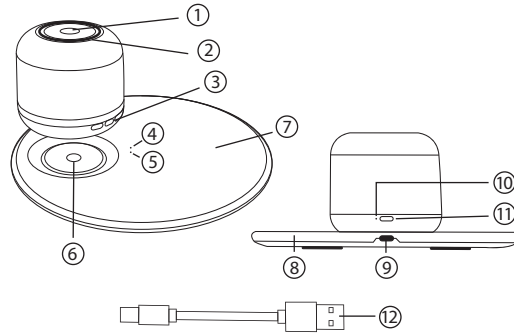
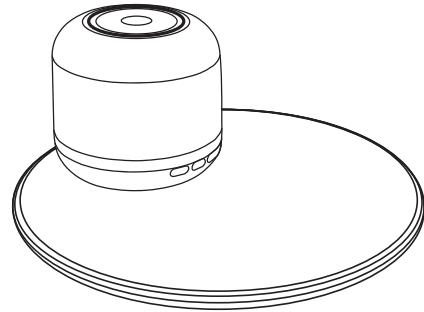


Instruction Manual

Product Details



- ① Touch light switch
- ② Wireless speaker
- ③ Speaker function keys
- ④ Wireless charging indicator
- ⑤ Speaker charging indicator
- ⑥ Magnetic speaker charger
- ⑦ Wireless phone charger
- ⑧ Wireless charging base
- ⑨ Type C power supply
- ⑩ Charging indicator
- ⑪ Speaker charging port
- ⑫ Type C charging cable





Product Set up

1. Connect the provided charging cable to a power supply and to the port on the back of the wireless charging base.
2. Place wireless speaker/light onto the recessed magnetic charger located on the base of the product.
3. When the product is properly connected and powered on, the blue light of the wireless charging indicator is on. The red light of the speaker/light charging indicator is also on.
4. Please note this charger supports up to 15W wireless fast charging for phones when using 9V/2A charging adapter.


Product Use


1. To charge the speaker/light, place the device on the recessed magnetic charging area located on the base.
- a. Charging time for speaker/light is about 2 hours without the light on or music playing
- b. Speaker playtime is about 3-4 hours at 70% volume and light is off
2. To wirelessly charge phone, place phone on the "+" area located on the base of the charger.
3. To place speaker in a location that is not magnetic, remove adhesive from metal plate and place in a desired location. DO NOT attach speaker to computers, hard drives, or other devices that store memory.


How to use light


1. Touch the  icon once for low light setting
2. Touch the  icon once again for medium light setting
3. Touch the  icon once again for high light setting
4. Touch the  icon once again to turn off light

How to use speaker


-  Press and hold for 2 seconds for power on / off
- Click once for play / pause
- Double click for TWS pairing

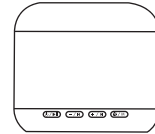
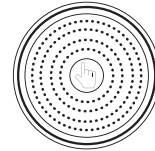
-  Long press to reduce volume
- Click once for previous song

-  Long Press to increase volume
- Click once for next song

-  Press and hold for 2 seconds to turn on / off light
- Click once to switch between standard light or colorful light

How to connect to wireless speaker

1. Press and hold  for 2 seconds to turn on the power.



Note:

This equipment has been tested and found to comply with the limits for a Class B digital device, pursuant to part 15 of the FCC Rules. These limits are designed to provide reasonable protection against harmful interference in a residential installation. This equipment generates, uses and can radiate radio frequency energy and, if not installed and used in accordance with the instructions, may cause harmful interference to radio communications. However, there is no guarantee that interference will not occur in a particular installation. If this equipment does cause harmful interference to radio or television reception, which can be determined by turning the equipment off and on, the user is encouraged to try to correct the interference by one or more of the following measures:

- Reorient or relocate the receiving antenna.
- Increase the separation between the equipment and receiver.
- Connect the equipment into an outlet on a circuit different from that to which the receiver is connected.
- Consult the dealer or an experienced radio/TV technician for help.

This device complies with part 15 of the FCC Rules. Operation is subject to the following two conditions: (1) This device may not cause harmful interference, and (2) this device must accept any interference received, including interference that may cause undesired operation.

FCC Caution: Any changes or modifications not expressly approved by the party responsible for compliance could void the user's authority to operate the equipment.

This device complies with part 15 of the FCC Rules. Operation is subject to the following two conditions: (1) This device may not cause harmful interference, and (2) this device must accept any interference received, including interference that may cause undesired operation.

Product Specifications

Rated Voltage: 5V/2A, 9V/2A, 12V/1.5A
Wireless Charge Output: 5V/5W MAX, 9V/15W MAX, 12V/15W MAX
Charging Voltage of Speaker: 5V 1A/2A
Light Rated Power: 1.2W
Battery Capacity: 600mAh (3.7V)
Wireless Distance: ~10 meters
Device Frequency: 70Hz ~ 18KHz
Material: ABS + PC

