

## ***Part 15.247 Test Setup Photographs***

### **Conducted Emissions Test Configuration:**

**AC Adapter (Model: WA-12M12R)**

**Front View**



**Rear View**



**PoE Adapter (Model: ZZU1588-040480 )**

**Front View**




**Rear View**




**Radiated Emissions Test Configuration:**

**Below 1GHz \_ Front View**




**Below 1GHz \_ Rear View**





**Above 1GHz \_ Front View**



**Above 1GHz \_ Rear View**

