

Battery installation

For Racer:

Remove the screw and open the batteries cover.

Insert 3*AA batteries (1.5V) and close the batteries cover.

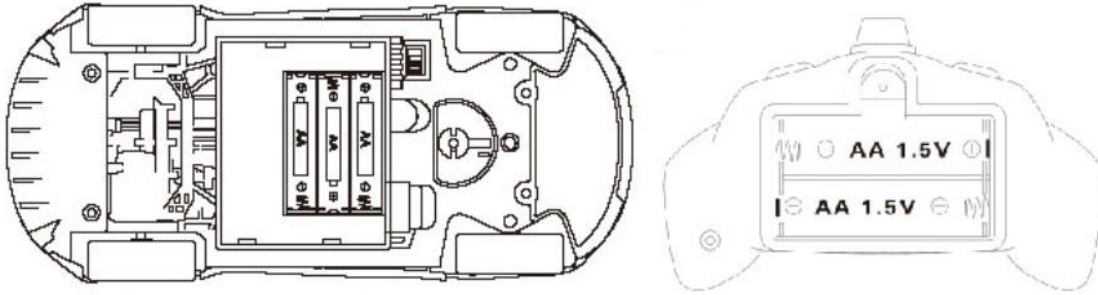
Put the screw back and lock the batteries cover.

For Remote Controller:

Remove the screw and open the batteries cover.

Insert 2*AA batteries (1.5V) and close the batteries cover.

Put the screw back and lock the batteries cover.



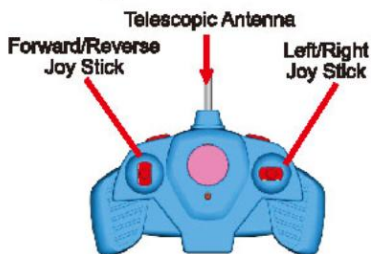
Operation procedure

Put the racer on the floor and make sure the frequency docking successfully when the car and the controller are turned on.

Use the remote controller to control the racer.

The racer will move forward / backward when you push up / down on the left joystick.

The racer will turn left / right when you push left / right on the right joystick.



Notes:

Please make sure the car and remote controller within 16 feet range.

Age Recommendation: 10+ years and adult supervision required.

If you do not play the car, you must remove the batteries from both of the remote controller and the car.

Packaging includes:

Racer unit 1pc

Remote controller unit 1pc

Product dimension:

Racer unit: 6.5"W*3"D*2.5"H

Remote controller unit: 4.25"W*3"D*1.75"H

Description:

Remote controller batteries: 2*AA (1.5V) batteries are not included.

Racer batteries: 3*AA (1.5V) batteries are not included.

Range: 16 feet

Duration: about 15mins

Suitable for children of 10 years old or above

FCC ID on 27 MHZ frequency: 2AHGJJMSHZ0500-27-1

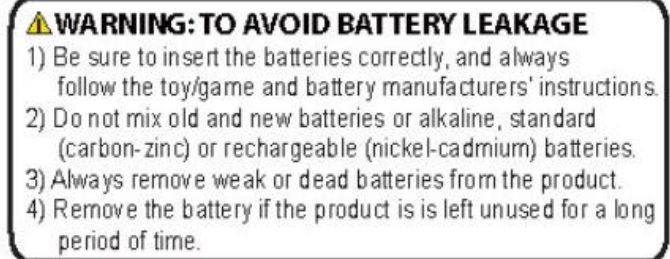
FCC ID on 49 MHZ frequency: 2AHGJJMSHZ0500-49-1

This device complies with Part 15 of FCC Rules.

Operation is subject to the following two conditions:

(1) This device may not cause harmful interference.

(2) This device must accept any interference received, including interference that may cause undesired operation.



Warning: Changers or modifications to this unit not expressly approved by the party responsible for the compliance could void the user's authority to operate the equipment.

NOTE: This equipment has been tested and found to comply with the limits for a Class B digital device, pursuant to Part, 15 of the FCC Rules. These limits are designed to provide reasonable protection against harmful interference in a residential installation. This equipment generates, uses and can radiate radio frequency energy and, if not installed and used in accordance with the instructions, may cause harmful interference to radio communications.

However, there is no guarantee that interference will not occur in a particular installation. If this equipment does cause harmful interference to radio or television reception, which can be determined by turning the equipment off and on, the user is encouraged to try to correct the interference by one or more of the following measures:

- Reorient or relocate the receiving antenna.
- Increase the separation between the equipment the receiver.
- Connect the equipment into an outlet on a circuit different from that to which the receiver is connected.
- Consult the dealer or an experienced radio/TV technician for help.

RF Warning statement:

The device has been evaluated to meet general RF exposure requirement.

The device can be used in portable exposure condition without restriction.

Conforms to ASTM F963-17

CLASS 1 LED PRODUCT

Distributed by 1616 Holdings, Inc.

701 Market Street, Suite 200 Philadelphia, PA 19106

Made in China

