

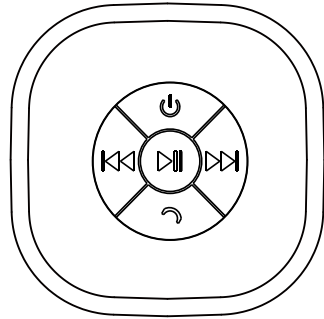
FRONT

BACK

FOLD



SHOWER SPEAKER



USER MANUAL

©Disney
www.disney.com

DS20587-FB

for use with
 Bluetooth
enabled devices

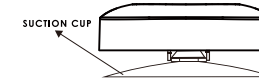
•FCC ID STATEMENT

This device complies with part 15 of the FCC Rules. Operation is subject to the following two conditions:
(1) This device may not cause harmful interference, and
(2) this device must accept any interference received, including interference that may cause undesired operation.
Warning: Changes or modifications not expressly approved by the party responsible for compliance could void the user's authority to operate the equipment.

NOTE: This equipment has been tested and found to comply with the limits for a Class B digital device, pursuant to Part 15 of the FCC Rules. These limits are designed to provide reasonable protection against harmful interference in a residential installation. This equipment generates, uses and can radiate radio frequency energy and, if not installed and used in accordance with the instructions, may cause harmful interference to radio communications. However, there is no guarantee that interference will not occur in a particular installation. If this equipment does cause harmful interference to radio or television reception, which can be determined by turning the equipment off and on, the user is encouraged to try to correct the interference by one or more of the following measures:
Reorient or relocate the receiving antenna.
Increase the separation between the equipment and receiver.
Connect the equipment into an outlet on a circuit different from that to which the receiver is connected.
Consult the dealer or an experienced radio/TV technician for help.
RF warning statement:
The device has been evaluated to meet general RF exposure requirements. The device can be used in portable exposure condition without restriction.

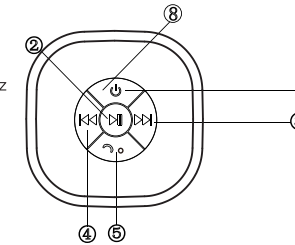
•DEVICE FUNCTIONS

1. Switch the speaker On/Off
2. Play/Stop
3. Next Track/Volume Up
4. Previous Track/Volume Down
5. 1 Click-Answer/End Calls
- 2 Clicks-Dial Last Number
- 3 Microphone
- 4 Indicator LED



•SPECIFICATIONS

Main Device Parameters
Output Power: 3W*1
Frequency Response: 180Hz-16kHz
RMS: (THD=10%)
Driver: 45MM*1
Power Supply: USB, DC 5V 1A
Distortion: <0.5%
S/N: > 65db
Battery Capacity: 200mAh
Battery Play Time: 1.5-2 Hours
Battery Charging Time: 1 Hour



•OPERATING INSTRUCTIONS

- 1. On/Off**
 - To turn the speaker ON, press the button for 6-10 seconds.
 - To turn the speaker OFF, press the button for 6-10 seconds.
- 2. Adjusting Volume**
 - Press the button to increase volume. A tone will be heard if you attempt to increase the volume past maximum level.
 - Press the button to decrease volume.
- 3. Play/Pause**
 - To pause media playback, press the button.
 - To resume media playback, press the button, again.
- 4. Playing Media:**
 - To enjoy music on your device, make sure you are paired to a Bluetooth-enabled device. Once paired, you can control media playback and volume adjustment with the controls on your paired device or with the speaker.
- 5. Skipping Tracks**
 - To skip to the next track, quick press the .
 - To skip to the previous track, quick press the .
- 6. Answering/Ending Phone Calls**
 - To answer an incoming phone call, quick press the .
 - To end a phone call, quick press the button, again.

•YOUR PRODUCT

Thank you for purchasing and using the wireless bluetooth speaker. Before using this product, carefully read this manual to understand how to properly use this product. Your satisfaction is our priority. Please reach out via email to our dedicated customer service team at Quest Basics for support: CS@questionbasics.com

•PACKAGE CONTENTS

1x Shower Speaker
1x 11.8" (30cm) Charging Cable
1x User Manual

•PAIRING YOUR PRODUCT

1. Place device within 30ft. of bluetooth enabled device.
2. Hold the power button to turn on the speaker. You will hear a "beep" sound. The LED light will flash to indicate it is ready to pair.
3. Follow the instructions on your device to search for the speaker.
4. The speaker is called "Disney Speaker". If a pin is required, enter "0000".
5. The LED will turn to solid blue and the device will beep a different "beep" sound when pairing is complete.

•BATTERY CAUTION

The battery used in this device may present a risk of fire, explosion or chemical burn if used incorrectly. Never use or charge the battery if it appears to be leaking, discolored, deformed or in any way abnormal. Never disassemble the unit or attempt to remove the battery as that could cause leakage of alkaline solution or other electrolytic substances. Always confirm that the temperature is 5 degrees celsius before you change the battery. Never expose the battery to any liquid. Never expose the battery to excessive heat such as direct sunlight or fire. Never use the battery pack in an unventilated vehicle where excessive internal temperatures may be encountered. Always keep the battery out of the reach of infants and small children.

•OTHER IMPORTANT SAFETY INFORMATION

To avoid danger of suffocating, keep plastic bag away from babies & children. Do not use this bag in cribs, beds, carriages or playpens. This bag is not a toy. Disposal of old electrical & electronic equipment (Applicable in the European Union and other European Countries with separate collection systems.) The trash can symbol (seen below) on the product or on its packaging indicates that this product shall not be treated as household waste. Instead, it shall be handed over to the applicable collection point for recycling of electronic equipment. By ensuring this product is disposed of correctly, you will help prevent potential negative consequences for the environment and human health, which could otherwise be caused by inappropriate waste handling. For more detailed information about this product, please contact your local household waste disposal service or the store in which you purchased this item.



FCC ID:
2AJQ7CUBES.

Quest USA Corp.
Goijoy & iJoy are registered trademarks of Quest USA Corp. All other trademarks and trade names are property of their respective owners.

Designed by Goijoy & iJoy in New York. Made in China. All rights reserved Quest USA Corp. Brooklyn, NY.

ATTENTION VENDOR: PLEASE FOLD ON GREEN LINES AND PRINT DOUBLE SIDED
DO NOT PRINT GREEN LINES WITH MANUAL