DSPREAD
www.dspread.com

QPOS Mini Manual

PIN Entry 5

Cancel
Active procedures can be stopped

Delete
Incorrect entries can be recreated

Confirm
All entries must be confirmed

FCC Regulatory Compliance

Warning: changes or modifications not expressly approved by the party responsible for compliance could void the user's authority to operate the equipment.

Note: This equipment has been tested and found to comply with the limits for a Class B digital device, pursuant to Part 15 of the FCC Rules. These limits are designed to provide reasonable protection against harmful interference in a residential installation. This equipment generates, uses and can radiate radio frequency energy and, if not installed and used in accordance with the instructions, may cause harmful interference to radio communications. However, there is no guarantee that interference will not occur in a particular installation.

If this equipment does cause harmful interference to radio or television reception, which can be determined by turning the equipment off and on, the user is encouraged to try to correct the interference by one or more of the following measures:

-- Reorient or relocate the receiving antenna.

-- Increase the separation between the equipment and receiver.

-- Connect the equipment into an outlet on a circuit different from that to which the receiver is connected.

-- Consult the dealer or an experienced radio/TV technician for help.

This equipment complies with FCC radiation exposure limits set forth for an uncontrolled environment. This transmitter must not be co-located or operating in conjunction with any other antenna or transmitter.

DSPREAD
www.dspread.com

Product Details 1

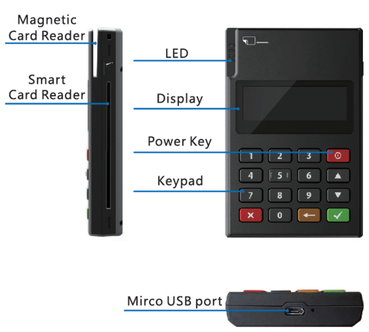

Hardware Version: A27
Firmware Version: 3.50.3.44
BT Classic EIRP: 3.68dBm(2.33mW)(For EU)
BT BLE EIRP: 3.3dBm(2.14mW)(For EU)
NFC Frequency Range: 13.56MHz
NFC max power: 15.62 dBμA/m(For EU)
Bluetooth Frequency Range: 2402MHz-2480MHz

Data Connectivity 2



QPOS Mini

can be connected seamlessly via Bluetooth to Android or iOS Smartphones & Tablets.

Power on/off 3



LED Indicator
Power indicator will light up

Power On/Off
Press this key for 2 seconds

Caution
Risk of explosion if battery is replaced by an incorrect type.
Dispose of used batteries according to the instructions
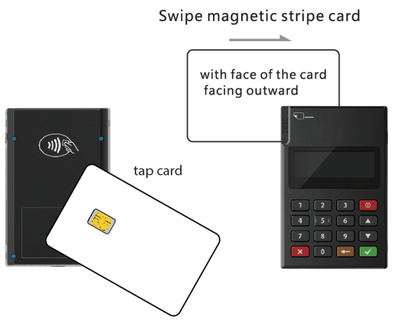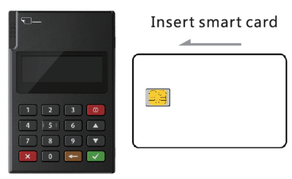
Transaction & Payment 4