

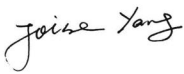


RF Exposure Evaluation Report

Application No.:	DNT230365R0532-0748	
Applicant:	Shenzhen Keithy Innovation Technology Co., Ltd.	
Address of Applicant:	15C(1588), Block C Electronic Technology Building, Huaafa North Road, Futian Shenzhen, China	
Manufacturer:	KEITHY INNOVATION TECHNOLOGY CO.,LTD	
Address of Manufacturer:	Room 1588 electronic technology building, Block C, No.2070 shennan mid road, futian shenzhen, China.	
EUT Description:	Selfie Stick Tripod	
Model No.:	K28	
FCC ID:	2AUDZ-K28	
serial model No.	K03,K03S,K05,K06,K07,K10,K10S,K12,K12S,K12D,K13,K20,K21,K22,K22S,K22D,L01,K29,K30,K30S,V01,V01S,V02,V02S,V03,V05,V05S,T11,T12,T13,T14,T15,X01,X02,X03,X04,X05,C06,C07,C08,C09,C10,S01,S01S,S02,S03,S03S,S05,S05S,S035	
Power supply	DC 3V	
Standards:	47 CFR Part 2.1093 FCC KDB 447498 D01 v06	
Trade Mark:	N/A	
Date of Receipt:	2023/9/3	
Date of Test:	2023/9/6 to 2023/9/8	
Date of Issue:	2023/9/12	
Test Result :	PASS *	
Prepared By:	Test Supervisor (Chen xubin)	
Checked By	Reviewer (Feng nianwei)	

A



Approved By:	Laboratory Manager (Yang juhui)	
*	<p>In the configuration tested, the EUT detailed in this report complied with the standards specified above.</p> <p>All models are just name differences, motherboard, PCB circuit board, chip, electronic components, appearance is all the same.</p>	



Report Revise Record

Report Version	Revise Time	Issued Date	Valid Version	Notes
V1.0	/	Sep.12, 2023	Valid	Original Report



Contents

RF EXPOSURE EVALUATION REPORT	1
1 GENERAL INFORMATION	5
1.1 TEST LOCATION	5
1.2 GENERAL DESCRIPTION OF EUT	5
2 RF EXPOSURE EVALUATION	6
2.1 RF EXPOSURE COMPLIANCE REQUIREMENT	6



1 General Information

1.1 Test Location

Company:	Dongguan DN Testing Co., Ltd
Address:	No. 1, West Fourth Street, South Xinfu Road, Wusha Liwu, Chang ' an Town, Dongguan City, Guangdong P.R.China
Test engineer:	Wayne Lin

1.2 General Description of EUT

EUT Description::	Selfie Stick Tripod
Model No.:	K28
Chip Type:	YC1386-F
Serial number:	SP230828011
Trade Mark:	N/A
Hardware Version:	V1.0
Software Version:	V1.0
Sample Type:	<input checked="" type="checkbox"/> Portable Device, <input type="checkbox"/> Module
Antenna Type:	<input type="checkbox"/> External, <input checked="" type="checkbox"/> Integrated
Antenna Gain:	<input checked="" type="checkbox"/> Provided by applicant
	-0.58dBi

Remark:

*Since the above data and/or information is provided by the applicant relevant results or conclusions of this report are only made for these data and/or information , DNT is not responsible for the authenticity, integrity and results of the data and information and/or the validity of the conclusion.

A



2 RF Exposure Evaluation

2.1 RF Exposure Compliance Requirement

2.1.1 Limits

Human exposure to RF emissions from portable devices (47 CFR §2.1093), as defined by the FCC, must be evaluated with respect to the FCC-adopted limits for SAR. Evaluation of mobile devices, as defined by the FCC, may also be performed with respect to SAR limits, but in such cases it is usually simpler and more cost-effective to evaluate compliance with respect to field strength or power density limits. For certain devices that are designed to be used in both mobile and portable configurations similar to those described in 47 CFR §2.1091(d)(4), such as certain desktop phones and wireless modem modules, compliance for mobile configurations is also satisfied when the same device is evaluated for SAR compliance in portable configurations.

Refer to 47 CFR §2.1093:

A portable device is defined as a transmitting device designed to be used in other than fixed locations and to generally be used in such a way that the RF source's radiating structure(s) is/are within 20 centimeters of the body of the user.

Evaluation of compliance with the exposure limits in § 1.1310 of this chapter, and preparation of an EA if the limits are exceeded, is necessary for portable devices having single RF sources with more than an available maximum time-averaged power of 1 mW, more than the ERP listed in Table 1 to § 1.1307(b)(3)(i)(C), or more than the Pth in the following formula, whichever is greater. The following formula shall only be used in conjunction with portable devices not exempt by § 1.1307(b)(3)(i)(C) at distances from 0.5 centimeters to 20 centimeters and frequencies from 0.3 GHz to 6 GHz.



$$P_{th} \text{ (mW)} = \begin{cases} ERP_{20 \text{ cm}} (d/20 \text{ cm})^x & d \leq 20 \text{ cm} \\ ERP_{20 \text{ cm}} & 20 \text{ cm} < d \leq 40 \text{ cm} \end{cases} \quad (\text{B.2})$$

where

$$x = -\log_{10} \left(\frac{60}{ERP_{20 \text{ cm}} \sqrt{f}} \right)$$

and f is in GHz, d is the separation distance (cm), and $ERP_{20 \text{ cm}}$ is per Formula (B.1).
The example values shown in Table B.2 are for illustration only.

Table B.2—Example Power Thresholds (mW)

Frequency (MHz)	Distance (mm)									
	5	10	15	20	25	30	35	40	45	50
300	39	65	88	110	129	148	166	184	201	217
450	22	44	67	89	112	135	158	180	203	226
835	9	25	44	66	90	116	145	175	207	240
1900	3	12	26	44	66	92	122	157	195	236
2450	3	10	22	38	59	83	111	143	179	219
3600	2	8	18	32	49	71	96	125	158	195
5800	1	6	14	25	40	58	80	106	136	169

The test exclusions are applicable only when the minimum test separation distance is ≤ 50 mm and for transmission frequencies between 300 MHz and 6 GHz. When the minimum test separation distance is < 5 mm, a distance of 5 mm is applied to determine SAR test exclusion.

2.1.2 Test Procedure

Software provided by client enabled the EUT to transmit data at lowest, middle and highest channel individually

2.1.3 EUT RF Exposure Evaluation

Mode	Fre (MHz)	Peak Conducted output Power (dBm)	Antenna Gain (dBi)	E.R.P (dBm)	Target power (dBm)	Max. Target power (mW)	SAR Test Exemption Limit (mW)
GFSK	2402	-0.57	-0.58	-3.3	-3±1	0.398	3
	2441	-1.94	-0.58	-4.67	-4±1	0.316	3
	2480	-3.75	-0.58	-6.48	-6±1	0.200	3

Note:

1. E.R.P=Conducted output Power+Antenna Gain -2.15.
2. We choose f=2.48GHz (Highest frequency operate at bluetooth) to calculate MPE limit as higher frequency will have lower MPE limits.
3. SAR Test Exclusion Thresholds is 3mW for separation distance 5mm. Therefore, SAR test is not required.

The End Report