



國際電器認證中心有限公司 International Electrical Certification Centre Ltd.

提供電器產品測試國際認證及諮詢服務 Technical Services in Electrical Product Testing, International Certification & Information


Agent of 
Accredited Laboratory

FCC ID: HAP91117

Exhibit 1 - Test Report

Head Office

Unit 602-605, 6/F, 31 Lok Yip Road, On Lok Tsuen, Fanling, NT, Hong Kong Tel (852) 2305 2570 Fax (852) 2756 4480
香港新界粉嶺安樂村樂業路31號6樓602-605室 電話 (852) 2305 2570 傳真 (852) 2756 4480



INTERNATIONAL ELECTRICAL CERTIFICATION CENTRE LTD.

F C C -

TEST REPORT

REPORT NO.: 16036/8/400F



INTERNATIONAL
ELECTRICAL
CERTIFICATION
CENTRE LTD.

FCC – Test Report

No. 16036/8/400F

Date: 1998-03-13

Page 2 of 9

FCC listed testlab
acc. to Section 2.948 of the FCC - Rules

in compliance with the requirements of
ANSI C63.4 - 1992

Product : Remote Control Car -- 27 MHz
Transmitter

Model : 91117-27

Applicant : ECHO TOYS LTD

Manufacturer : ECHO ELECTRONIC TOYS
FACTORY



INTERNATIONAL
ELECTRICAL
CERTIFICATION
CENTRE LTD.

FCC – Test Report

No. 16036/8/400F

Date: 1998-03-13

Page 3 of 9

TABLE OF CONTENTS

1. Cover sheet
2. Introduction
3. Table of Contents
4. Laboratory Report
5. Summary of Testresults
6. Test Equipment List
7. Radiated Emission Testprocedure
8. Interference Radiation (Datasheet)
9. Notes for Radiation Measurement (acc. to ANSI C63.4 - 1992)



INTERNATIONAL
ELECTRICAL
CERTIFICATION
CENTRE LTD.

FCC – Test Report

No. 16036/8/400F

Date: 1998-03-13

Page 4 of 9

LABORATORY - REPORT

APPLICANT: ECHO TOYS LTD
ADDRESS: 8 A&B, Block 1, Tai Ping Industrial Centre
57 Ting Kok Road
Taipo, NT
HONG KONG

DATE OF SAMPLE RECEIVED: 1998-03-11

DATE OF TESTING: 1998-03-13

DESCRIPTION OF SAMPLE:

Product: Remote Control Car -- 27 MHz Transmitter
Manufacturer: ECHO ELECTRONIC TOYS FACTORY
Model number: 91117-27
Rating: DC : DC 9V ('6F22' Size Battery x 1)
Country of Origin: P.R. CHINA

INVESTIGATIONS REQUESTED:

Measurements to the relevant clauses of F.C.C. Rules and Regulations
Part 15 Subpart C - Intentional Radiators

RESULTS: See the attached test sheets

CONCLUSIONS

From the measurement data obtained, the tested sample was considered to have **COMPLIED** with the requirements for the relevant clauses of Federal Communications Commission Rules as specified above.



Authorized Signature

Remark: Purpose of those tests in this report is to provide the applicant with the necessary test data of their device for the submission to FCC with application for Equipment Authorization under the FCC Equipment Authorization Program. The tests themselves are not Approval Tests



INTERNATIONAL
ELECTRICAL
CERTIFICATION
CENTRE LTD.

FCC – Test Report

No. 16036/8/400F

Date: 1998-03-13

Page 5 of 9

Summary of Test Results

Interference Radiation:

Test result: O.K.
Test data: See attached data sheet

Interference Voltage:

Test result: N.A.
Test data: N.A.

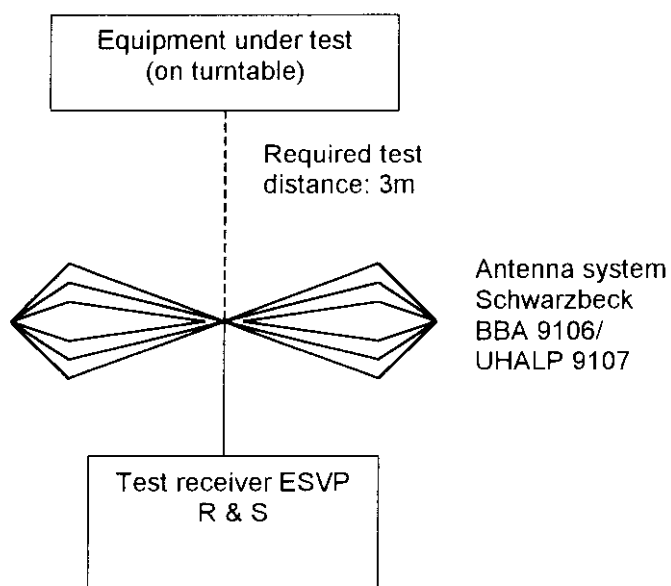


TEST EQUIPMENT LIST

Equipment	Manufacturer	Model	Serial Number	Remark
Test Receiver	Rohde & Schwarz	ESH 3	863497/015	10KHz – 30MHz
Test Receiver	Rohde & Schwarz	ESVP	860688/022	25MHz – 1,300 MHz
Artificial Mains Network (LISN)	Schwarzbeck	NSLK 8127	--	2 x 10A, 50Ω, 50μH 10KHz-30MHz
Antenna System	Schwarzbeck	BBA 9106 / UHALP 9107	--	30MHz – 1000MHz
Antenna Mast System	Schwarzbeck	AM9104	--	Max. 4 meters height
Spectrum Analyzer with Q. Peak	Tektronix	2712	B023006	9KHz – 1.8GHz
Interface for Spectrum 2712	Tektronix	TD3F14A	--	
Test Receiver	Rohde & Schwarz	ESH 3	892580/006	10KHz – 30MHz
Test Receiver	Rohde & Schwarz	ESVP	863512/012	25MHz – 1,300 MHz
Impulse Limiter	Rohde & Schwarz	ESH-3-Z2	--	
Artificial Mains Network (LISN)	Schwarzbeck	NSLK 8127	--	2 x 10A, 50Ω, 50μH 10KHz-30MHz
Antenna System	Schwarzbeck	BBA 9106 / UHALP 9107	--	30MHz – 1000MHz
Signal Generator	Rohde & Schwarz	SWS 2	879113/42	100KHz – 1040 MHz
Digital Multimeter	Tektronix	DM2510G	DM- 2510GTW1055 5	10KHz – 30MHz
Turntable with Controller	Drehtisch	DT312	--	φ120 cm



Radiated Emission Test Procedure





International Electrical Certification Centre Ltd

Interference Radiation

Measurement of Radiated Emissions (27MHz-1000MHz)

Acc: FCC Part 15 Subpart C

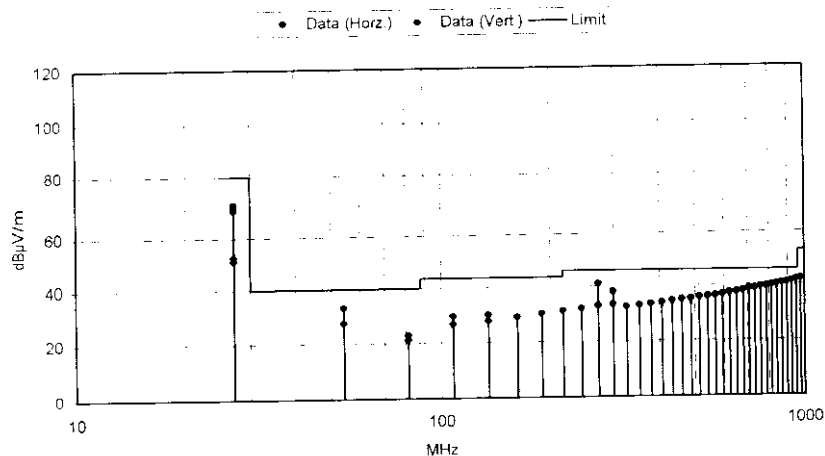
IECC Ref: 16036/8/400F
Model: 91117-27
Applicant: ECHO TOYS LTD

Ser.Nr.: 1

Set under test: Remote Control Car
Connected sets: -
Operating mode: Power "On"

Test Equipment
Receiver: ESVP Rohde & Schwarz
Antenna: Schwarzbeck BBA 9106
and UHALP 9107

	Frequency (MHz)	Horz. Reading dB(μV)	Vert. Reading dB(μV)	Antenna Factor (dB)	Horiz. Test Result (μV/m)	Vert. Test Result (μV/m)	Limit (μV/m)
Peak	27.12	37.5	55	15.0	420	3149	100,000
Av.	27.12	36	53.5	15.0	353	2649	10,000
Harm. 2	54.24	21	27	6.7	24	49	100
Harm. 3	81.36	18	16	5.2	14	12	100
Harm. 4	108.48	20.5	17.5	9.5	32	22	150
Harm. 5	135.6	18.5	16	12.2	34	26	150
Harm. 6	162.72	< 16	16	13.6	< 30	30	150
Harm. 7	189.84	< 16	16	14.7	< 34	34	150
Harm. 8	216.96	< 16	16	15.7	< 38	38	200
Harm. 9	244.08	< 16	16	16.5	< 42	42	200
Harm. 10	271.2	23.5	16	17.3	110	46	200
Harm. 11	298.32	20	16	18.0	79	50	200
Harm. 12	325.44	16	16	16.8	44	44	200
Harm. 13	352.56	< 16	16	17.4	< 47	47	200
Harm. 14	379.68	< 16	16	17.9	< 50	50	200
Harm. 15	406.8	< 16	16	18.4	< 52	52	200
Harm. 16	433.92	< 16	16	18.8	< 55	55	200
Harm. 17	461.04	< 16	16	19.2	< 57	57	200
Harm. 18	488.16	< 16	16	19.5	< 60	60	200
Harm. 19	515.28	< 16	16	19.9	< 62	62	200
Harm. 20	542.4	< 16	16	20.1	< 64	64	200
Harm. 21	569.52	< 16	16	20.5	< 67	67	200
Harm. 22	596.64	< 16	16	20.9	< 70	70	200
Harm. 23	623.76	< 16	16	21.2	< 73	73	200
Harm. 24	650.88	< 16	16	21.6	< 76	76	200
Harm. 25	678	< 16	16	22.1	< 80	80	200
Harm. 26	705.12	< 16	16	22.5	< 84	84	200
Harm. 27	732.24	< 16	16	22.8	< 87	87	200
Harm. 28	759.36	< 16	16	23.2	< 91	91	200
Harm. 29	786.48	< 16	16	23.5	< 95	95	200
Harm. 30	813.6	< 16	16	23.9	< 99	99	200
Harm. 31	840.72	< 16	16	24.2	< 103	103	200
Harm. 32	867.84	< 16	16	24.6	< 107	107	200
Harm. 33	894.96	< 16	16	24.9	< 111	111	200
Harm. 34	922.08	< 16	16	25.3	< 117	117	200
Harm. 35	949.2	< 16	16	25.8	< 122	122	200
Harm. 36	976.32	< 16	16	26.2	< 128	128	500



Date: 13 MAR 1998

☒ O.K.



Notes for Radiation Measurement

1. Measurement facility:

Measurement facility located at Fanling (Hong Kong), placed on file with the FCC Pursuant to Section 2.948 of the FCC Rules.

2. Distance between the EUT and measuring antenna:

3 meters.

3. Measuring instrumentations:

Rohde & Schwarz ESVP Test Receiver (20 - 1300 MHz) with a CISPR weighting QP detector, 6 dB bandwidth set at 120 KHz. Also, peak level of the fundamental emission was measured in order to determine compliance with the 20dB peak to average limit specified in Section 15.35(b) of the FCC New Rules.

4. Measuring antenna:

Broad-band antenna for the frequency range 30 - 300 MHz and frequency range 300 - 1000 MHz, connected with 10 meters coaxial cable. Cable loss of the coaxial cable included in the Antenna Factor for measurement data. The antennas are capable of measuring both horizontal and vertical polarizations.

5. Frequency range scanned:

The frequency range 30 - 5000 MHz has been scanned. Readings of the highest emissions relating to the limit were reported as above.

6. Arrangement of EUT:

During the test, the sample was operated at rated supply voltage and arranged for maximum emissions.

7. Measuring Procedure:

In accordance with the relevant sections of the FCC Rules Part 15 Section 15.227.

Remark:

Purpose of this test is to provide the applicant with the necessary test data of their device for the submission to FCC with application for Equipment Authorization under the FCC's Equipment Authorization Program. This test itself is not an Approval Test.