Antenna Pattern & Gain Report

Manufacturer	Company Name
Model Name	
Tester Name	Airlink
Test Date	
IF BW	100 Hz
Port Power	0.00 dBm
Meas Step	15 `

Photo

Frequency	Efficiency	Average Gain			Max Gain			Max Position	Directivity
		Ver	Hor	Total	Ver	Hor	Total		
2400000000.000000 MHz	57.7 %	-4.7 dBi	-6.3 dBi	-2.4 dBi	1.8 dBi	2.1 dBi	3.9 dBi	Theta15/Pie105	6.32 dB
2442000000.000000 MHz	49.0 %	-5.4 dBi	-6.9 dBi	-3.1 dBi	1.3 dBi	1.7 dBi	3.8 dBi	Theta15/Pie105	6.86 dB
2485000000.000000 MHz	47.4 %	-5.7 dBi	-6.9 dBi	-3.2 dBi	1.5 dBi	1.9 dBi	4.0 dBi	Theta15/Pie105	7.24 dB
5150000000.000000 MHz	25.6 %	-10.3 dBi	-7.9 dBi	-5.9 dBi	-1.2 dBi	1.3 dBi	1.6 dBi	Theta15/Pie315	7.56 dB
5500000000.000000 MHz	39.6 %	-8.4 dBi	-6.0 dBi	-4.0 dBi	-0.3 dBi	4.3 dBi	4.6 dBi	Theta30/Pie345	8.65 dB
5850000000.000000 MHz	28.1 %	-9.4 dBi	-7.8 dBi	-5.5 dBi	-0.6 dBi	0.9 dBi	2.4 dBi	Theta45/Pie210	7.93 dB

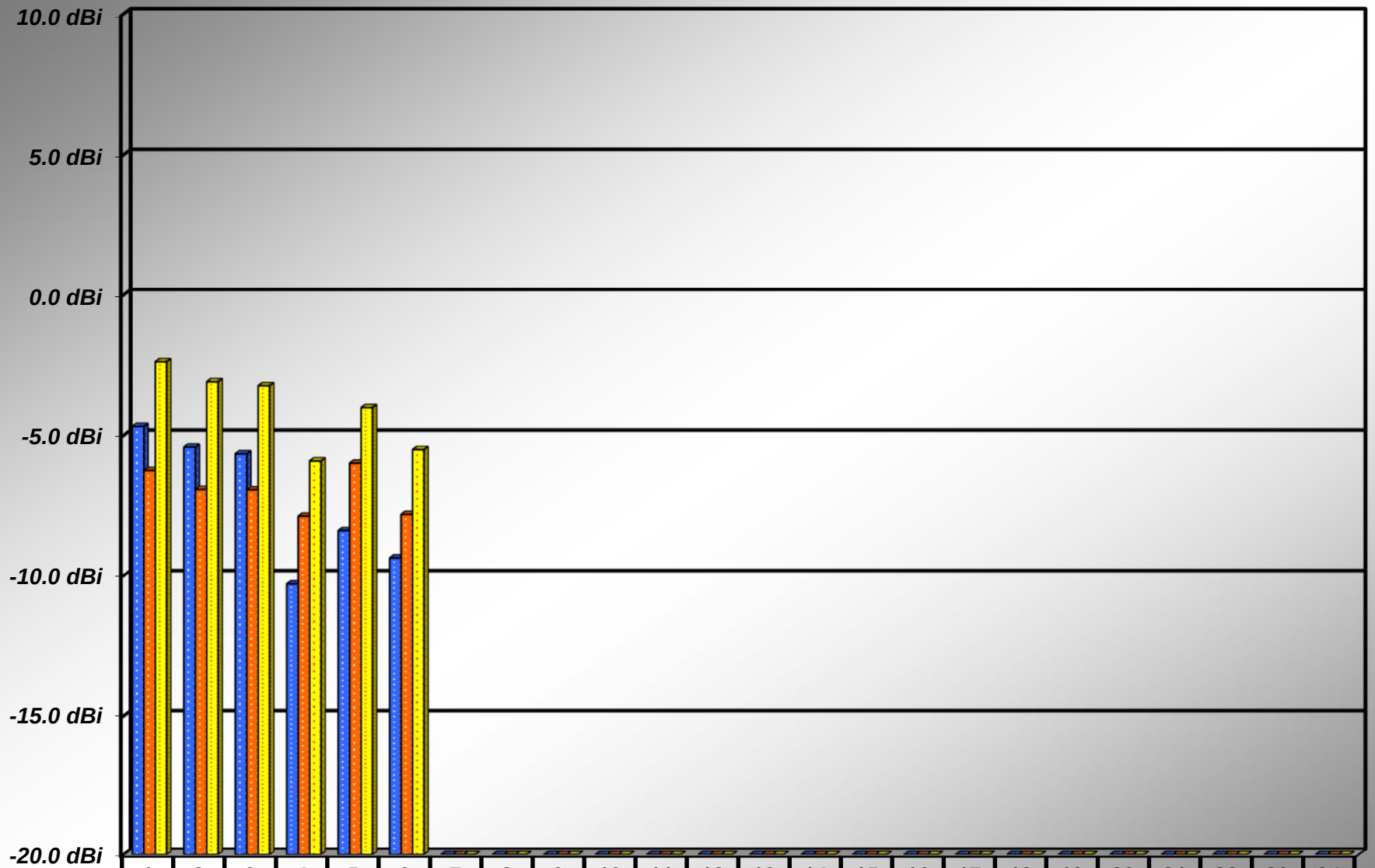

	1	2	3	4	5	6	7	8	9	10	11	12	13	14	15	16	17	18	19	20	21	22	23	24
Ver.	-4.7	-5.4	-5.7	-10.	-8.4	-9.4	-20.	-20.	-20.	-20.	-20.	-20.	-20.	-20.	-20.	-20.	-20.	-20.	-20.	-20.	-20.	-20.	-20.	-20.
Hor.	-6.3	-6.9	-6.9	-7.9	-6.0	-7.8	-20.	-20.	-20.	-20.	-20.	-20.	-20.	-20.	-20.	-20.	-20.	-20.	-20.	-20.	-20.	-20.	-20.	-20.
Total	-2.4	-3.1	-3.2	-5.9	-4.0	-5.5	-20.	-20.	-20.	-20.	-20.	-20.	-20.	-20.	-20.	-20.	-20.	-20.	-20.	-20.	-20.	-20.	-20.	-20.

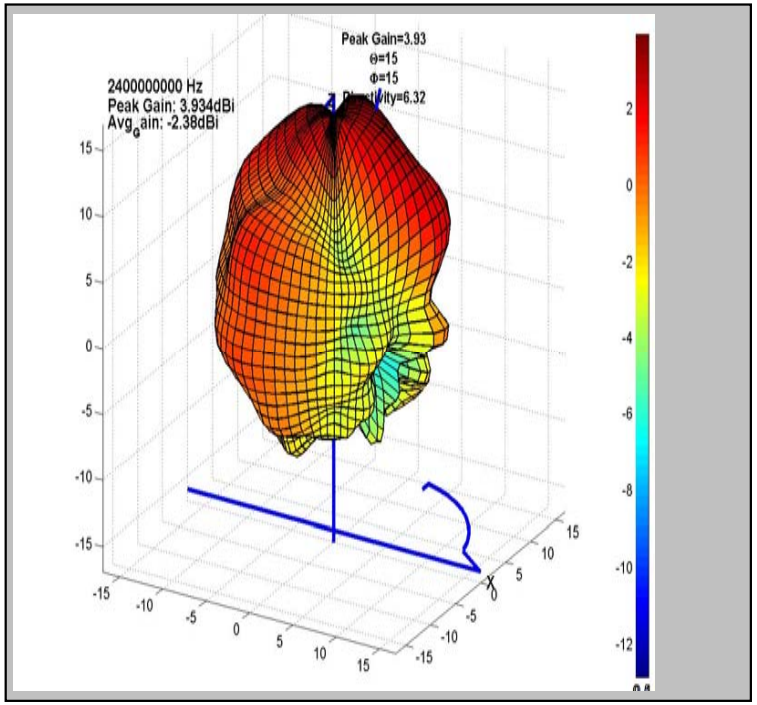
2400000000 Hz
Peak Gain: 3.934dBi
Avg gain: -2.38dBi
Peak Gain=3.93
θ=15
Φ=15
Directivity=6.32

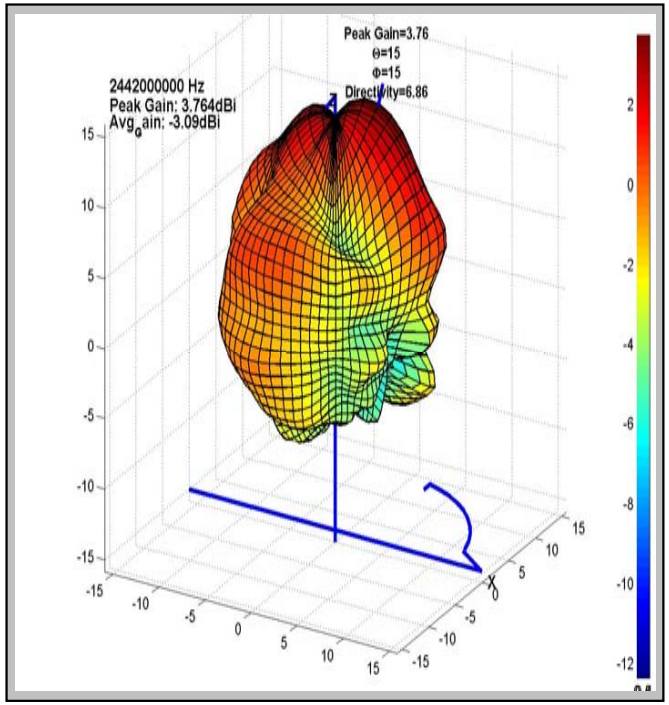
2442000000 Hz
Peak Gain: 3.764dBi
Avg gain: -3.09dBi
Peak Gain=3.76
θ=15
Φ=15
Directivity=6.86

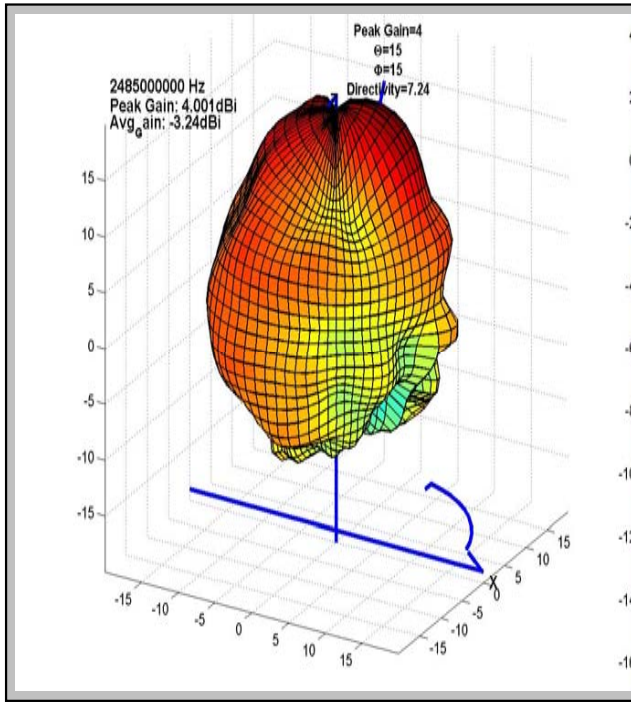
2485000000 Hz
Peak Gain: 4.001dBi
Avg gain: -3.24dBi
Peak Gain=4
θ=15
Φ=15
Directivity=7.24

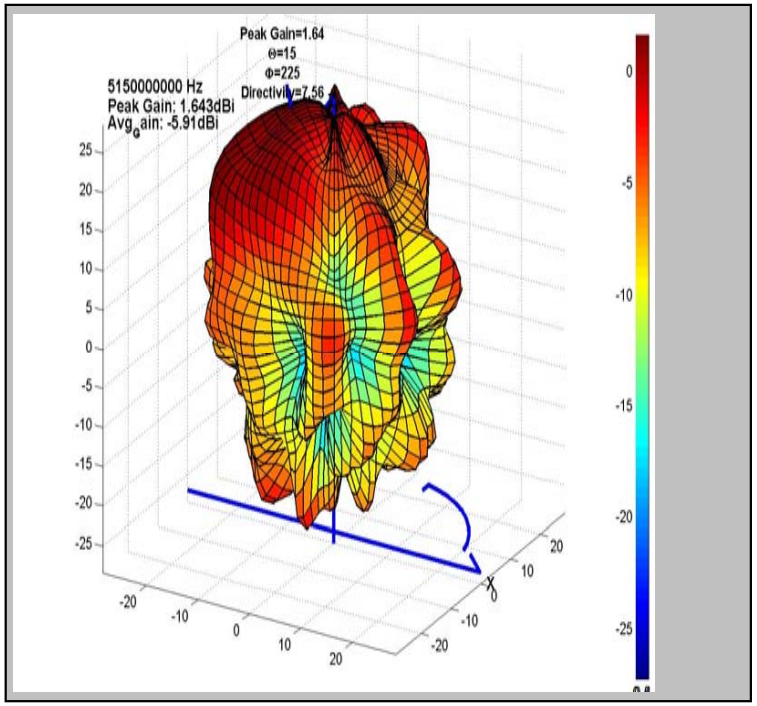
5150000000 Hz
Peak Gain: 1.643dBi
Avg gain: -5.91dBi
Peak Gain=1.64
θ=15
Φ=225
Directivity=7.56

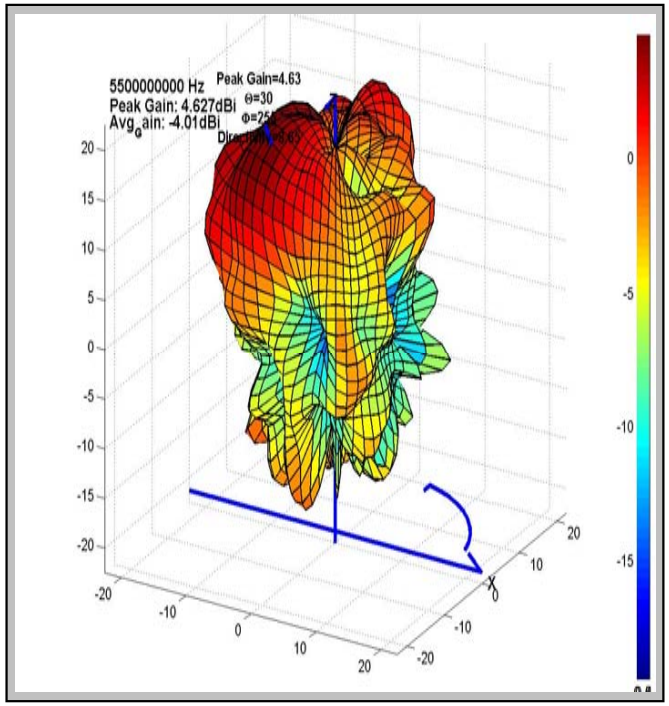
5500000000 Hz
Peak Gain: 4.627dBi
Avg gain: -4.01dBi
Peak Gain=4.63
θ=30

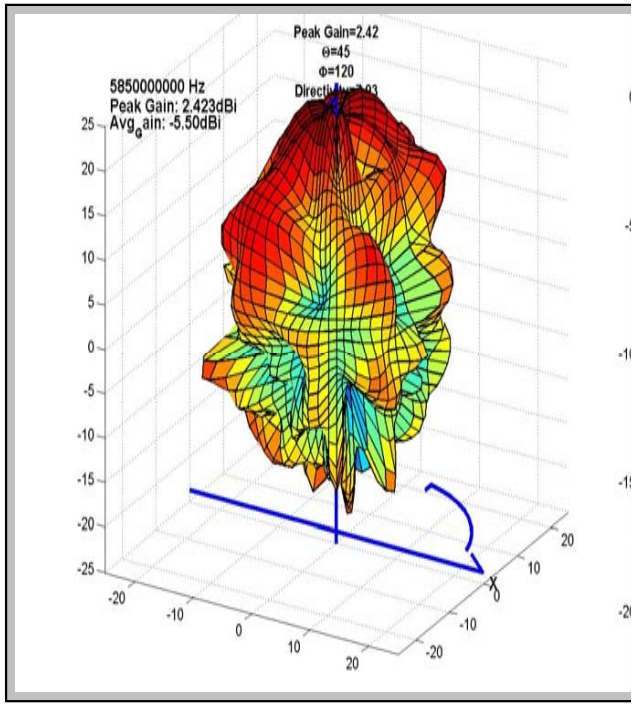
5850000000 Hz
Peak Gain: 2.423dBi
Avg gain: -5.50dBi
Peak Gain=2.42
θ=45
Φ=120


0
5
0
5
0

6
4
2
0
8
6
4
2
0
2
4