

Annex D

1-6334/18-01-01_AnnexD

Setup photos of the Equipment Under Test

This test report is electronically signed and valid without handwritten signature.
For verification of the electronic signatures, the public keys can be requested at the testing laboratory.

Document authorized:

Marco Bertolino
Lab Manager
Radio Communications & EMC

Photos




Photo 1 RSE setup > 1 GHz



Photo 2 RSE setup > 1 GHz




Photo 3 RSE setup > 1 GHz




Photo 4 RSE setup > 1 GHz




Photo 5 UT setup during RSE measurement > 1 GHz




Photo 6 Antenna setup during RSE measurement > 1GHz




Photo 7 RSE setup 30 MHz to 1 GHz




Photo 8 RSE setup 30 MHz to 1 GHz

Document history

Version	Applied changes	Date of release
	initial release	2018-08-07