


Product: USB Wireless Dongle

Brand Name: HYPERX

Type Identification: HXWD231

Photograph 1: Test Setup for Spurious Emissions (Front View 1)



Photograph 2: Test Setup for Spurious Emissions (Front View 2)




Product: USB Wireless Dongle


Brand Name: HYPERX

Type Identification: HXWD231

Photograph 3: Test Setup for Spurious Emissions (Back View 1)



Photograph 4: Test Setup for Spurious Emissions (Back View 2)




Product: USB Wireless Dongle


Brand Name: HYPERX

Type Identification: HXWD231

Photograph 5: Test Setup for Spurious Emissions (Back View 3)



Photograph 6: Test Setup for Spurious Emissions (Back View 4)



Product: USB Wireless Dongle

Brand Name: HYPERX


Type Identification: HXWD231

<EUT with USB Cable>

Photograph 7: Test Setup for Mains Conducted Emissions (Front View)



Photograph 8: Test Setup for Mains Conducted Emissions (Back View)



Product: USB Wireless Dongle

Brand Name: HYPERX

Type Identification: HXWD231

<EUT without USB Cable>

Photograph 9: Test Setup for Mains Conducted Emissions (Front View)



Photograph 10: Test Setup for Mains Conducted Emissions (Back View)

