


折叠尺寸:54*54mm,展开尺寸:270*54mm,风琴折

材质:128克双铜纸

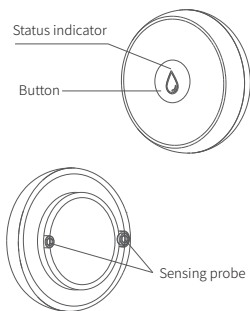
印刷:黑色双面印刷,线框不印刷

54mm



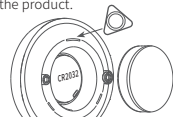
Water Leak Detector User Manual

Product Description

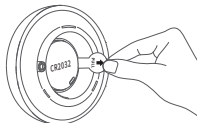


Network Setting

1. Power on the product.

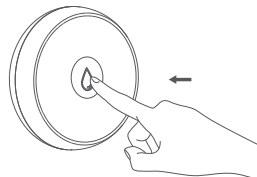


Insert a thin blade or coin to the slot on the battery cover and rotate it anticlockwise to open.



Remove the battery insulation film to power on the product and close the battery cover.

2. Press the reset button for 5S and release, the blue LED will flash for network setting.

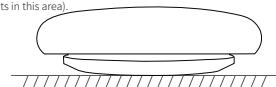


Distribution network hint:

- Press and hold for 5 seconds until the indicator light flashes and the product enters distribution mode. The distribution network timeout is 30 seconds. If it exceeds 30 seconds and the product is still not connected to the phone, the product will exit the distribution mode.

Installation Instructions

Place the product in a fixed position in the detection area (it is recommended not to move it randomly to avoid affecting the monitoring results in this area).



Bottom view

270mm

这两根虚线需印刷出来

Technical Parameters

Wireless Technology	ZigBee
Working Voltage	DC 3 V (CR2032 battery)
Transmission Frequency	2.4 GHz
Working Temperature	0°C to +55°C
Low battery indication	Yes
Battery Life	Normal environment more than 6 months (specific use time and alarm frequency related)
Detection Method	Water sensor probe
Water proof level	IP54
Dimensions	Φ48*48*13.5mm

Toxic or Hazardous Substances or Elements of this Product

Component Name	Toxic or Hazardous Substances or Elements					
	Lead (Pb)	Mercury (Hg)	Cadmium (Cd)	Hexavalent chromium (Cr (VI))	Polybrominated biphenyls (PBBs)	Polybrominated diphenyl ethers (PBDEs)
LED	0	0	0	0	0	0
PCB	0	0	0	0	0	0
Cover and other components	0	0	0	0	0	0
This table complies with SJ/T 11364. 0: indicates that the toxic or hazardous substance amount contained in all homogeneous materials of a component does not exceed that stipulated in GB/T 26572. X: indicates that the toxic or hazardous substance amount contained in at least one of the homogeneous materials of a component exceeds that stipulated in GB/T 26572.						



Warranty Certificate

Warranty policy:

- If the product has quality problems within 7 days of the payment date, you can apply for a refund based on the invoice price or to replace with the same model or have it repaired.
- If the product has quality problems within 15 days of the payment date, you can apply to replace the product with the same model or have it repaired.
- If the product has quality problems within 12 months of the payment date, you can apply to have it repaired.

What is not covered under this warranty:

- The product owner has no warranty certificate or the warranty service has expired.
- Damage caused by improper use, maintenance, or storage
- Damage caused by disassembly and repair without Tuya's authorization
- Damage caused by force majeure
- Normal discoloration and depreciation after the product has been used

User Form

User information (Specify real information. Tuya promises to use the information only for after-sales services.)

Name _____

Phone number _____

Email _____

Zip code _____

Address _____

Product information

Name _____ Model _____

Color _____ Product SN _____

Service Return ☐ Replace ☐ Repair ☐

Fault symptoms _____

Handling date _____

Maintenance personnel signature _____

Warning:

Changes or modifications to this unit not expressly approved by the party responsible for compliance could void the user's authority to operate the equipment.

NOTE:

This device complies with part 15 of the FCC Rules. Operation is subject to the following two conditions: (1) This device may not cause harmful interference, and (2) this device must accept any interference received, including interference that may cause undesired operation.

FCC Statement:

This equipment has been tested and found to comply with the limits for a Class B digital device, pursuant to part 15 of the FCC Rules. These limits are designed to provide reasonable protection against harmful interference in a residential installation. This equipment generates, uses and can radiate radio frequency energy and, if not installed and used in accordance with the instructions, may cause harmful interference to radio communications. However, there is no guarantee that interference will not occur in a particular installation. If this equipment does cause harmful interference to radio or television reception, which can be determined by turning the equipment off and on, the user is encouraged to try to correct the interference by one or more of the following measures:

- Reorient or relocate the receiving antenna.
- Increase the separation between the equipment and receiver.
- Connect the equipment into an outlet on a circuit different from that to which the receiver is connected.
- Consult the dealer or an experienced radio/TV technician for help.

The equipment complies with FCC Radiation exposure limit set forth for uncontrolled environment. This equipment should be installed and operated with minimum distance 20cm between the radiator and your body.