

FCC PART 15 Subpart C

EUT Internal Photo

FOR

TECOM CO., LTD.

No. 23, R & D Rd. 2, Science-Based Industrial Park,
Hsin-Chu, Taiwan, R. O. C.

FCC ID: D6XMF3770

July 28, 2000

This Report Concerns: <input checked="" type="checkbox"/> Original Report	Equipment Type: 2.4GHz Cordless Phone Base and 2.4GHz Cordless Phone with handset – Household Devices
Test Engineer:	Edward Yan
Test Date:	July 12, 2000
Reviewed By:	John Y. Chan – Engineering Manager
Prepared By:	Bay Area Compliance Laboratory Corporation 230 Commercial Street, Suite 2 Sunnyvale, CA 94086 Tel: (408) 732-9162 Fax: (408) 732 9164

Note: This report may not be duplicated without prior written consent of Bay Area Compliance Laboratory Corporation. This report **must not** be used by the client to claim product endorsement by NVLAP or any agency of the U.S. Government.

TABLE OF CONTENTS

1 - GENERAL INFORMATION.....	3
1.1 PRODUCT DESCRIPTION FOR EQUIPMENT UNDER TEST (EUT).....	3
1.2 OBJECTIVE	3
1.3 RELATED SUBMITTAL(S)/GRANT(S)	3
1.4 TEST METHODOLOGY.....	3
1.5 TEST FACILITY	4
1.6 TEST EQUIPMENT LIST	4
1.7 EQUIPMENT UNDER TEST (EUT).....	5
1 – EUT PHOTOGRAPHS	6
2.1 EUT CORDED PHONE ONLY BASE ENCLOSURE OFF VIEW	6
2.2 EUT CORDED PHONE ONLY BASE ENCLOSURE OFF MAIN BOARD COMPONENT VIEW.....	7
2.3 EUT CORDED PHONE ONLY BASE ENCLOSURE OFF MAIN BOARD CIRCUIT VIEW	8
2.4 EUT CORDED PHONE ONLY BASE ENCLOSURE OFF DIAL PAD BOARD COMPONENT VIEW.....	9
2.5 EUT CORDED PHONE ONLY BASE ENCLOSURE OFF DIAL PAD BOARD CIRCUIT VIEW	10
2.6 EUT CORDED PHONE ONLY BASE ENCLOSURE OFF RF BOARD COMPONENT VIEW	11
2.7 EUT CORDED PHONE ONLY BASE ENCLOSURE OFF RF BOARD CIRCUIT VIEW	12
2.8 EUT CORDED PHONE WITH WIRELESS 2.4G PHONE HANDSET BOARD COMPONENT VIEW.....	13
2.9 EUT CORDED PHONE WITH WIRELESS 2.4G PHONE HANDSET BOARD CIRCUIT VIEW.....	14
2.10 EUT CORDED PHONE WITH WIRELESS 2.4G PHONE HANDSET RF BOARD COMPONENT VIEW.....	15
2.11 EUT CORDED PHONE WITH WIRELESS 2.4G PHONE HANDSET RF BOARD CIRCUIT VIEW	16
APPENDIX A – AGENT AUTHORIZATION LETTER.....	17

1 - GENERAL INFORMATION

1.1 Product Description for Equipment Under Test (EUT)

The *TECOM CO., LTD.*'s MF3770 or the "EUT" as referred to in this report is a 2.4 GHz 2 Line Phone with Speaker Phone, Cordless Handset, and Caller ID. The EUT was composed of three parts: one is a Base which measured 9.58"Lx7.5"Wx4.5"H, the Handset which measured 8.0" L x 1.75" W x 1.625"H, and the other is a cordless handset which measures 7.0"L x 2.0"W x 1.5"H.

1.2 Objective

This type approval report is prepared on behalf of *TECOM CO., LTD.* in accordance with Part 2, Subpart J, Part 15, Subparts A, B and C of the Federal Communication Commissions rules.

The objective of the manufacturer is to demonstrate compliance with FCC rules for Output Power, Antenna Requirement, Hopping Channel Separation, Number of Hopping Frequency Used, Channel Bandwidth, Dwell Time on Each Channel, Band Edge, 100 kHz Bandwidth of Band Edges Measurement, Spurious Emission, and Conducted and Radiated Emission.

1.3 Related Submittal(s)/Grant(s)

No Related Submittals

1.4 Test Methodology

All measurements contained in this report were conducted with ANSI C63.4 –1992, American National Standard for Methods of Measurement of Radio-Noise Emissions from Low-Voltage Electrical and Electronic Equipment in the range of 9 kHz to 40 GHz. All radiated and conducted emissions measurement was performed at Bay Area Compliance Laboratory, Corp. The radiated testing was performed at an antenna-to-EUT distance of 3 meters.

1.5 Test Facility

The Open Area Test site used by Bay Area Compliance Laboratory Corporation to collect radiated and conducted emission measurement data is located in the back parking lot of the building at 230 Commercial Street, Suite 2, Sunnyvale, California, USA.

Test sites at Bay Area Compliance Laboratory Corporation has been fully described in reports submitted to the Federal Communication Commission (FCC) and Voluntary Control Council for Interference (VCCI). The details of these reports has been found to be in compliance with the requirements of Section 2.948 of the FCC Rules on February 11 and December 10, 1997 and Article 8 of the VCCI regulations on December 25, 1997. The facility also complies with the radiated and AC line conducted test site criteria set forth in ANSI C63.4-1992.

The Federal Communications Commission and Voluntary Control Council for Interference has the reports on file and is listed under FCC file 31040/SIT 1300F2 and VCCI Registration No.: C-674 and R-657. The test sites has been approved by the FCC and VCCI for public use and is listed in the FCC Public Access Link (PAL) database.

Additionally, Bay Area Compliance Laboratory Corporation is a National Institute of Standards and Technology (NIST) accredited laboratory, under the National Voluntary Laboratory Accredited Program (NVLAP). The scope of the accreditation covers the FCC Method - 47 CFR Part 15 - Digital Devices, IEC/CISPR 22: 1993, and AS/NZS 3548: Electromagnetic Interference - Limits and Methods of Measurement of Information Technology Equipment test methods under NVLAP Lab Code 200167-0.

1.6 Test Equipment List


Manufacturer	Description	Model	Serial Number	Cal. Due Data
HP	Spectrum Analyzer	8566B	2610A02165	12/6/00
HP	Spectrum Analyzer	8593B	2919A00242	12/20/00
HP	Amplifier	8349B	2644A02662	12/20/00
HP	Quasi-Peak Adapter	85650A	917059	12/6/00
HP	Amplifier	8447E	1937A01046	12/6/00
A.H. System	Horn Antenna	SAS0200/571	261	12/27/00
Com-Power	Log Periodic Antenna	AL-100	16005	11/2/00
Com-Power	Biconical Antenna	AB-100	14012	11/2/00
Solar Electronics	LISN	8012-50-R-24-BNC	968447	12/28/00
Com-Power	LISN	LI-200	12208	12/20/00
Com-Power	LISN	LI-200	12005	12/20/00
BACL	Data Entry Software	DES1	0001	12/20/00
Rohde & Schwarz	Signal Generator	SMIQ03B	1125.5555.03	7/10/2002
Rohde & Schwarz	I/Q Modulation Generator	AMIQ	1110.2003.02	8/10/2002

1.7 Equipment Under Test (EUT)


Manufacturer	Description	Model	Serial Number	FCC ID
TECOM CO., LTD.	2.4GHz Cordless Phone Base and 2.4GHz Cordless Phone with handset	MF-3770	None	D6XMF3770

1 – EUT PHOTOGRAPHS


2.1 EUT Corded Phone Only Base Enclosure Off View




2.2 EUT Corded Phone Only Base Enclosure Off Main Board Component View




2.3 EUT Corded Phone Only Base Enclosure Off Main Board Circuit View




2.4 EUT Corded Phone Only Base Enclosure Off Dial pad Board Component View




2.5 EUT Corded Phone Only Base Enclosure Off Dial pad Board Circuit View




2.6 EUT Corded Phone Only Base Enclosure Off RF Board Component View



2.7 EUT Corded Phone Only Base Enclosure Off RF Board Circuit View




2.8 EUT Corded Phone with Wireless 2.4G Phone Handset Board Component View




2.9 EUT Corded Phone with Wireless 2.4G Phone Handset Board Circuit View



2.10 EUT Corded Phone with Wireless 2.4G Phone Handset RF Board Component View



2.11 EUT Corded Phone with Wireless 2.4G Phone Handset RF Board Circuit View



Appendix A – AGENT AUTHORIZATION LETTER



18 Jul 2000

Federal Communications Commission
7435 Oakland Mills Road
Columbia, Maryland, 21046

Sir/Madam,

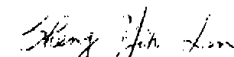
Reg: FCC grand for MF-3770

This letter is an authorization to accept Bay Area Compliance Lab. Corporation as an agent for (TECOM CO.,LTD. 23,R&D Road 2 Science-Based Industrial Park Hsin-Chu Taiwan), to sign applications before the Commission on our behalf, to make representations to you on our behalf, and to receive and exchange data between our company and the commission in connection with certification of the following (CASIO COMMUNICATIONS, INC.) product:

2-Line Multiple-Handset Cordless Telephone, Model No.: MF-3770

Under FCC docket number 20780 and general docket number 80-284 pursuant to part 15, FCC rules and regulations.

Sincerely,


Sheng Yih Lin
Safety Engineer

TECOM CO.,LTD.

23, R & D ROAD 2
SCIENCE-BASED INDUSTRIAL PARK
HSIN-CHU TAIWAN, R.O.C.
TELEPHONE 886-35-775141
FAX: 886-35-776855