

MASSAGE CHAIR
MODEL:A620
User Manual

WARRANTY CARD

CONTENTS

3 Years Standard Warranty Terms

- We guarantees that the massage chairs come with a three year limited warranty. (Three years from date of purchase.).
- During the first year, the warranty covers free maintenance and repair for any defect in workmanship or materials.
- During the second and third year,the warranty covers the cost of parts,excluding labor.

Not Covered by Warranty

Any loss or damage resulting from: improper installation, unauthorized repairs, alterations or modifications of original condition, improper use of electrical power supply, loss of power, power surges, failure to follow operating in structure, transportation damage, abuse, misuse or environmental conditions, loss of use during repairs, and products purchased from unauthorized dealers.

Damage incurred due to shipping and handling does not constitute a defect under this warranty.

Warranty Registration

Register your product at <https://alfine.org/warranty-registration/> to ensure it is in our system. This will simplify the warranty proces should you ever need it.
Alternatively, scan the QR code to go directly to the URL above.



Please read and follow all safety and operating instructions listed in this user manual prior to use. Basic precautions should always be used when operating.

| | |
|------------------------|-------------|
| Safety Instructions | -----2-4 |
| Product Specifications | -----5 |
| Product Components | -----6-7 |
| Chair Installation | -----8-12 |
| Before Use | -----13 |
| Instructions | ----- 14-21 |
| Trouble Shooting | -----22 |
| Maintenance | -----23 |
| Warranty Card | -----24 |

Note: Our company reserves the right to revise the design and description of this product without any further notice.

SAFETY INSTRUCTIONS

Warning

The power plug must insert properly to the power outlet. If the connection of power plug is not connected properly it can result the risk of electric shock.

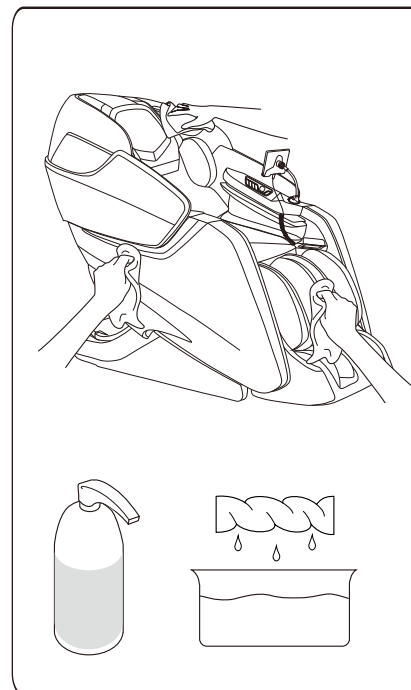
Do not modify the power plug provided with the product. If the outlet is not suitable.

Please make sure that the power outlet is properly installed by a qualified electrician.

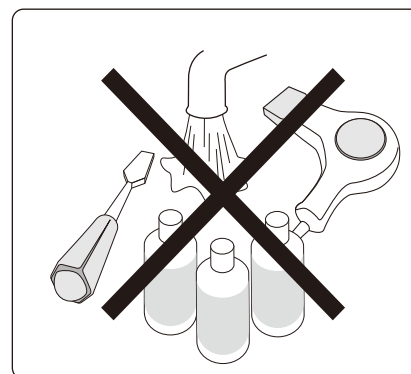
When using the massage chair, basic precautions should always be followed to reduce the risk of electric shock.

1. Please make sure that the power plug is properly inserted into the proper outlet.
2. Make sure that the power plug is properly inserted into the proper outlet to reduce the risk of short-circuit and fire.
3. Always unplug the massage chair from the electrical outlet immediately after use and before cleaning.
4. Do not use the massage chair in places where the humidity is high.
5. Do not use the massage chair for outdoors and avoid place with direct sunlight.
6. If the power goes OFF during use make sure to switch the power OFF position and removed the power plug out from power socket to prevent damage when the power is restored.
7. Do not operate the massage chair if the power cord is wet or damaged.
8. Do not plug or unplug the power cord from the power socket with wet hands.
9. Supervision is necessary when the massage chair is being used by.
or near the children. or disabled person.
10. Use the massage chair only for its intended use as described in this use manual.
11. Do not stand, sit or jump in the calves rest, backrest and armrest when the massage chair is in use to prevent any injury.
12. Do not fall asleep during the massage session.
13. Always keep the massage chair clean and do not insert any object into the gaps and around the massage chair.
14. Do not move the massage chair by pulling the power supply cord.
15. Always check whether the surface of the massage chair is torn or ripped before usage, if you found any unfamiliar rips in any area of the cloth in the backrest, do not use the massage chair, kindly contact the authorized service center for repair.
16. This appliance is designed for household use only.
17. For those people who suffering from illnesses, please consult doctor before use.

MAINTENANCE



- * Unplug from the wall socket before cleaning the chair.
- * Wipe off water or sweat with a dry cloth.
- * Use only neutral and non-corrosive agents to remove dirt & stain.
- * Use damp cloth for general cleaning.



- * Do not clean the chair with water.
- * Do not use hair dryer to dry up the chair.

TROUBLE SHOOTING

If abnormal sounds or movements are observed, please power off the massage chair by turning off the main power switch, and removing the plug from the electric outlet. Please contact the customer service department for further assistance.

| Problem | Solution |
|--|--|
| Make a sound when running. | The sound of the structural design will not affect the chair. |
| The massage chair is connected to power but is not functioning. | 1. Check to see if plug is inserted properly, or if power outlet is functioning properly. 2. Check to see if the main power switch is in the "I" position. |
| The remote controller is responding, but the massage chair is not functioning. | The massage chair may have automatically shut down due to overheating protection devices. Please turn off the power and allow the chair to cool off for 30-50 minutes. |
| Both the remote controller and massage chair are not responding. | The massage chair automatically goes into idle mode when a massage program is completed. Please press the power button again to turn on the chair. |

SAFETY INSTRUCTIONS

18. The following condition should consult doctors before use :

- Suffering from malignant tumor
- People with heart disease
- Woman in pregnancy, menstruation and puerperal fever
- People with osteoporosis
- People who are medicated or under medication
- People with back bended exceptionally by the accident or disease.

19. If you experience pain during usage, stop using the massage chair immediately, if any injuries occur, seek medical treatment immediately.

20. Do not massage the swollen or inflamed parts of the body.

21. This product is non-professional appliance designed to provide a comfortable massage. Do not use this product as substitute for medical treatment.

22. Each massage session should not exceed 30 minutes. Massage the targeted area for only 15 minutes, over-massaging can lead to overheating , thus giving the appliance shorter lifespan.

23. Do not operate where aerosol(spray) product are used or where oxygen is being administered.

24. The massage chair is not suitable for children aged 12 and below.

NOTE:

This appliance is not intended for use by persons(including children) to reduce the physical sensory or mental capabilities, or lack of knowledge how to use the massage chair unless they have been given supervision or instruction concerning to use this appliance by the responsible person for their safety.

If the power supply cord is damaged, it must be replaced by a special or assembled available from the manufacture or its service agent .

The massage chair heats up during operation. persons sensitive to heat must take extra caution when using the massage chair .

SAFETY INSTRUCTIONS

This device complies with part 15 of the FCC Rules. Operation is subject to the following two conditions: (1) This device may not cause harmful interference, and (2) this device must accept any interference received, including interference that may cause undesired operation.

FCC warning:

Any Changes or modifications not expressly approved by the party responsible for compliance could void the user's authority to operate the equipment.

Note: This equipment has been tested and found to comply with the limits for a Class B digital device, pursuant to part 15 of the FCC Rules. These limits are designed to provide reasonable protection against harmful interference in a residential installation. This equipment generates uses and can radiate radio frequency energy and, if not installed and used in accordance with the instructions, may cause harmful interference to radio communications. However, there is no guarantee that interference will not occur in a particular installation. If this equipment does cause harmful interference to radio or television reception, which can be determined by turning the equipment off and on, the user is encouraged to try to correct the interference by one or more of the following measures:

- Reorient or relocate the receiving antenna.
- Increase the separation between the equipment and receiver.
- Connect the equipment into an outlet on a circuit different from that to which the receiver is connected.
- Consult the dealer or an experienced radio/TV technician for help.

The device has been evaluated to meet general RF exposure requirement. The device can be used in portable exposure condition without restriction.

INSTRUCTIONS

The method of playing the bluetooth music in massage chair

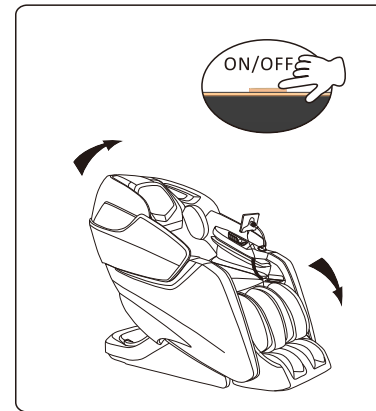
A: Match: Open the bluetooth function in mobile phone or Ipad, and search nearby. choose the massage chair bluetooth function music equipment and match with it.

B: Play music: After matching with it, you can display the music by mobile or APP music display software.

Attention:

Please off the bluetooth connection when not in use so as for other devices to connect smoothly.


After use



- 1) Press the power button to power off the massage chair.

*Make sure whether there are no barriers around the massage chair.

- 2) Get up when massage chair rest to initial state



- 3) Turn off the main power switch.

- 4) Remove plug from power outlet.

* Please do not pull on the power cord to remove the plug.

* Please do not unplug with wet hands.

INSTRUCTIONS

PRODUCT SPECIFICATIONS



1.Airbag massage position selection area

6.Position



- 1.Backrest incline/decline
- 2.Legrest extend
- 3.Legrest incline/decline
- 4.Return
- 5.Heating switch
- 6.Roller massage position selection area
- 7.Setting
- 8.Off
- 9.Pause
- 10.Zero gravity: three option

| Description | Specifications |
|---------------------------|--------------------|
| Product Name | Massage Chair |
| Model No. | A620 |
| Rated Voltage | 110-240V~ |
| Rated Frequency | 50-60Hz |
| Rated Power Consumption | 200W |
| Product Dimension (LxWxH) | 61.5x31.5x47.4inch |
| Product Weight | 266.7lbs |