

## **SAR Test Setup Photographs**


- Head SAR Test Photo
- Body SAR Test Photo
- Phablet SAR Test Photo

## ■ Test Setup Photo (Liquid depth)

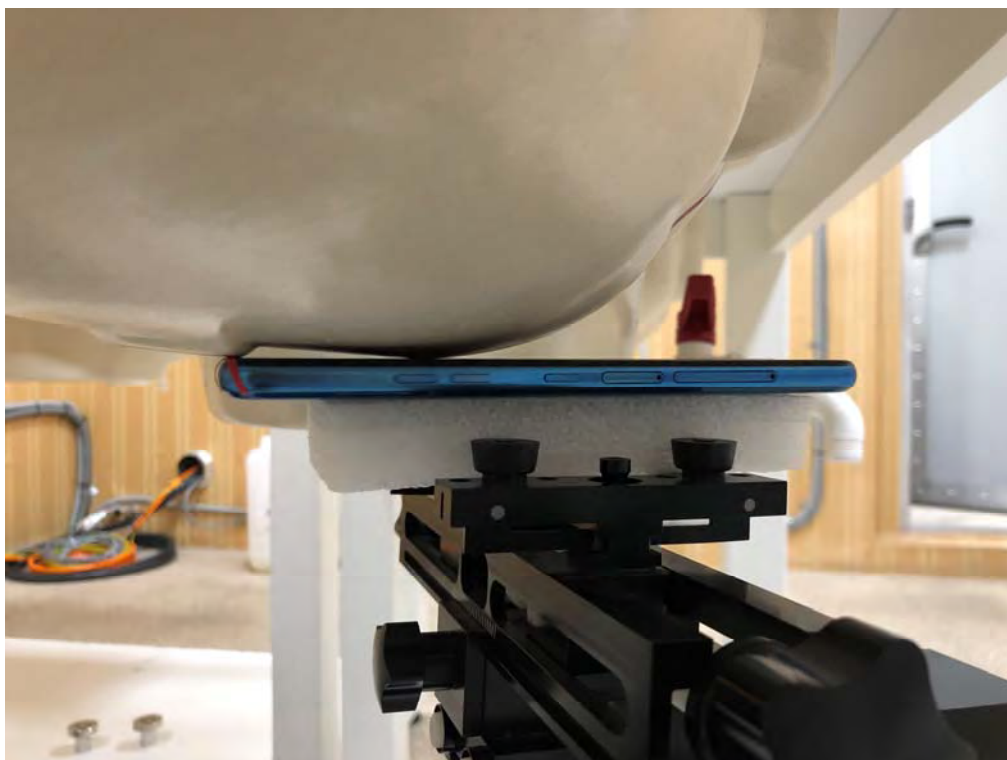


Note: The liquid depth is maintained at a minimum depth of 15 cm to minimize reflections from the upper surface.

■ Test Setup Photo (Head SAR Test Photo)



## ■ Test Setup Photo







## ■ Test Setup Photo (Head SAR Test Photo)



## ■ Test Setup Photo





■ Test Setup Photo (Body SAR Test Photo)






## ■ Test Setup Photo (Top)






■ Test Setup Photo (Bottom)



■ Test Setup Photo (Front)



■ Test Setup Photo (Rear)




■ Test Setup Photo (Right)







■ Test Setup Photo (Left)



■ Test Setup Photo (Phablet SAR Test Photo)



■ Test Setup Photo (Top)



■ Test Setup Photo (Front)





■ Test Setup Photo (Rear)



■ Test Setup Photo (Left)

