

**Radio Test Report**  
**AIR-AP1840I-B-K9**

**FCC ID: LDKSKMAA2017**



**5250-5350 MHz**

**Against the following Specifications:**

**CFR47 Part 15.407**



**Cisco Systems**  
170 West Tasman Drive  
San Jose, CA 95134

|   |   |
|---|---|
|  |           |
| <b>Author:</b> Julian Land<br><b>Tested By:</b> Julian Land                         | <b>Approved By:</b> Gerard Thorpe<br><b>Title:</b> Compliance Manager<br><b>Revision:</b> 1.1 |

This report replaces any previously entered test report under EDCS – 17660838. This test report has been electronically authorized and archived using the CISCO Engineering Document Control system. Test Report Template EDCS# 1526149.

|   |           |
|---|-----------|
| <b>SECTION 1: OVERVIEW .....</b>  | <b>4</b>  |
| 1.1 TEST SUMMARY .....  | 4         |
| <b>SECTION 2: ASSESSMENT INFORMATION.....</b>                                   | <b>5</b>  |
| 2.1 GENERAL.....  | 5         |
| 2.2 UNITS OF MEASUREMENT .....  | 5         |
| 2.3 DATE OF TESTING (INITIAL SAMPLE RECEIPT DATE TO LAST DATE OF TESTING) ..... | 7         |
| 2.4 REPORT ISSUE DATE.....  | 7         |
| 2.5 TESTING FACILITIES.....   | 7         |
| 2.6 EQUIPMENT ASSESSED (EUT) .....  | 8         |
| 2.7 EUT DESCRIPTION.....  | 8         |
| <b>SECTION 3: RESULT SUMMARY .....</b>  | <b>9</b>  |
| 3.1 RESULTS SUMMARY TABLE.....  | 9         |
| 3.1.1 Radio Port Results.....   | 9         |
| 3.1.2 Radiated Emissions (General requirements) .....                           | 10        |
| <b>SECTION 4: SAMPLE DETAILS .....</b>  | <b>11</b> |
| 4.1 SAMPLE DETAILS .....  | 11        |
| 4.2 SYSTEM DETAILS .....  | 11        |
| 4.3 MODE OF OPERATION DETAILS .....   | 11        |
| <b>SECTION 5: RADIO PORT RESULTS .....</b>                                      | <b>12</b> |
| 5.1 DUTY CYCLE.....   | 12        |
| 5.1.1 Duty Cycle Test Requirement.....  | 12        |
| 5.1.2 Duty Cycle Test Method .....  | 13        |
| 5.1.3 Duty Cycle Test Information .....   | 14        |
| 5.1.4 Duty Cycle Data Table.....  | 15        |
| 5.1.5 Duty Cycle Data Screenshots.....  | 16        |
| 5.2 99% AND 26dB BANDWIDTH.....   | 19        |
| 5.2.1 99% and 26dB Bandwidth Test Requirement.....                              | 19        |
| 5.2.2 99% and 26dB Bandwidth Test Procedure .....                               | 20        |
| 5.2.3 99% and 26dB Bandwidth Test Information.....                              | 21        |
| 5.2.4 99% and 26dB Bandwidth Data Table .....                                   | 22        |
| 5.2.5 99% and 26dB Bandwidth Plots .....  | 23        |
| 5.3 MAXIMUM CONDUCTED OUTPUT POWER .....  | 25        |
| 5.3.1 Maximum Conducted Output Power Test Requirement.....                      | 25        |
| 5.3.2 Maximum Conducted Output Power Test Procedure.....                        | 26        |
| 5.3.3 Maximum Conducted Output Power Test Information .....                     | 28        |
| 5.3.4 Maximum Conducted Output Power Data Table .....                           | 29        |
| 5.3.5 Maximum Conducted Output Power Plots .....                                | 34        |
| 5.4 POWER SPECTRAL DENSITY .....  | 35        |
| 5.4.1 Power Spectral Density Test Requirement.....                              | 35        |
| 5.4.2 Power Spectral Density Test Procedure .....                               | 36        |
| 5.4.3 Power Spectral Density Test Information.....                              | 38        |
| 5.4.4 Power Spectral Density Data Table .....                                   | 39        |
| 5.4.5 Power Spectral Density Plots .....  | 44        |

|   |  |           |
|---|--|-----------|
| 5.5   | CONDUCTED SPURIOUS EMISSIONS .....                                   | 45        |
| 5.5.1   | Conducted Spurious Emissions Test Requirement .....                  | 45        |
| 5.5.2   | Conducted Spurious Emissions Test Procedure .....                    | 46        |
| 5.5.3   | Conducted Spurious Test Information .....                            | 47        |
| 5.5.4   | Conducted Spurious Emissions Data Tables - Peak .....                | 48        |
| 5.5.5   | Conducted Spurious Emissions Plots – Peak 30MHz – 12GHz .....        | 53        |
| 5.5.6   | Conducted Spurious Emissions Data Tables - Average .....             | 54        |
| 5.5.7   | Conducted Spurious Emissions Data Plots – Average 30MHz – 12GHz..... | 59        |
| 5.5.8   | Conducted Spurious Emissions Plots 12-40GHz.....                     | 60        |
| 5.6   | CONDUCTED BAND EDGE .....  | 61        |
| 5.6.1   | Conducted Band Edge Test Requirement .....                           | 61        |
| 5.6.2   | Conducted Band Edge Test Procedure .....                             | 62        |
| 5.6.3   | Conducted Band Edge Test Information.....                            | 64        |
| 5.6.4   | Conducted Band Edge Data Tables – Peak .....                         | 65        |
| 5.6.5   | Conducted Band Edge Plot – Peak .....                                | 68        |
| 5.6.6   | Conducted Band Edge Data Tables – Average .....                      | 69        |
| 5.6.7   | Conducted Band Edge Plot – Average .....                             | 72        |
| <b>SECTION 6:</b>   | <b>EMISSION TEST RESULTS .....</b>                                   | <b>73</b> |
| 6.1   | TRANSMITTER RADIATED SPURIOUS EMISSIONS .....                        | 73        |
| 6.2   | AC CONDUCTED EMISSIONS.....  | 74        |
| <b>APPENDIX A: LIST OF TEST EQUIPMENT USED TO PERFORM THE TEST .....</b>          |  | <b>75</b> |
| <b>APPENDIX B: ABBREVIATION KEY AND DEFINITIONS.....</b>                          |  | <b>76</b> |
| <b>APPENDIX C: SOFTWARE USED TO PERFORM TESTING.....</b>                          |  | <b>77</b> |
| <b>APPENDIX D: TEST PROCEDURES .....</b>  |  | <b>78</b> |
| <b>APPENDIX E: SCOPE OF ACCREDITATION (A2LA CERTIFICATE NUMBER 1178-01) .....</b> |  | <b>79</b> |
| <b>APPENDIX F: TEST ASSESSMENT PLAN .....</b>                                     |  | <b>80</b> |

## Section 1: Overview

### 1.1 Test Summary

The samples were assessed against the tests detailed in section 3 under the requirements of the following specifications:

| Specifications |
|----------------|
| CFR47 15.407   |

## Section 2: Assessment Information

### 2.1 General

This report contains an assessment of an apparatus against Radio Standards based upon tests carried out on the samples submitted. The testing was performed by and for the use of Cisco systems Inc:

With regard to this assessment, the following points should be noted:

- a) The results contained in this report relate only to the items tested and were obtained in the period between the date of the initial assessment and the date of issue of the report. Manufactured products will not necessarily give identical results due to production and measurement tolerances.
- b) The apparatus was set up and exercised using the configuration and modes of operation defined in this report only.
- c) Where relevant, the apparatus was only assessed using the susceptibility criteria defined in this report and the Test Assessment Plan (TAP).
- d) All testing was performed under the following environmental conditions:

|                      |                                      |
|----------------------|--------------------------------------|
| Temperature          | 15°C to 35°C (54°F to 95°F)          |
| Atmospheric Pressure | 860mbar to 1060mbar (25.4" to 31.3") |
| Humidity             | 10% to 75*%                          |
- e) All AC testing was performed at one or more of the following supply voltages:

|                     |
|---------------------|
| 110V 60 Hz (+/-20%) |
|---------------------|

### 2.2 Units of Measurement

The units of measurements defined in the appendices are reported in specific terms, which are test dependent. Where radiated measurements are concerned these are defined at a particular distance. Basic voltage measurements are defined in units of [dBuV]

As an example, the basic calculation for all measurements is as follows:

$$\text{Emission level [dBuV]} = \text{Indicated voltage level [dBuV]} + \text{Cable Loss [dB]} + \text{Other correction factors [dB]}$$

The combinations of correction factors are dependent upon the exact test configurations [see test equipment lists for further details] and may include: -

Antenna Factors, Pre-Amplifier Gain, LISN Loss, Pulse Limiter Loss and Filter Insertion Loss...

Note: to convert the results from dBuV/m to uV/m use the following formula: -

$$\text{Level in uV/m} = \text{Common Antilogarithm} [(X \text{ dBuV/m})/20] = Y \text{ uV/m}$$

## Measurement Uncertainty Values

|                                   |                         |
|-----------------------------------|-------------------------|
| voltage and power measurements    | $\pm 2$ dB              |
| conducted EIRP measurements       | $\pm 1.4$ dB            |
| radiated measurements             | $\pm 3.2$ dB            |
| frequency measurements            | $\pm 2.4 \cdot 10^{-7}$ |
| temperature measurements          | $\pm 0.54^\circ$        |
| humidity measurements             | $\pm 2.3\%$             |
| DC and low frequency measurements | $\pm 2.5\%$             |

Where relevant measurement uncertainty levels have been estimated for tests performed on the apparatus. This uncertainty represents an expanded uncertainty expressed at approximately the 95% confidence level using a coverage factor of  $k=2$ .

Radiated emissions (expanded uncertainty, confidence interval 95%)

|                    |            |
|--------------------|------------|
| 30 MHz - 300 MHz   | +/- 3.8 dB |
| 300 MHz - 1000 MHz | +/- 4.3 dB |
| 1 GHz - 10 GHz     | +/- 4.0 dB |
| 10 GHz - 18GHz     | +/- 8.2 dB |
| 18GHz - 26.5GHz    | +/- 4.1 dB |
| 26.5GHz - 40GHz    | +/- 3.9 dB |

Conducted emissions (expanded uncertainty, confidence interval 95%)

|                |             |
|----------------|-------------|
| 30 MHz – 40GHz | +/- 0.38 dB |
|----------------|-------------|

A product is considered to comply with a requirement if the nominal measured value is below the limit line. The product is considered to not be in compliance in case the nominal measured value is above the limit line.

**This report must not be reproduced except in full, without written approval of Cisco Systems.**

## 2.3 Date of testing (initial sample receipt date to last date of testing)

March 6, 2019 – May 16, 2019

## 2.4 Report Issue Date

Cisco uses an electronic system to issue, store and control the revision of test reports. This system is called the Engineering Document Control System (EDCS). The actual report issue date is embedded into the original file on EDCS. Any copies of this report, either electronic or paper, that are not on EDCS must be considered uncontrolled

## 2.5 Testing facilities

This assessment was performed by:

### Headquarters

Cisco Systems, Inc.,  
170 West Tasman Drive  
San Jose, CA 95134,  
USA

### Testing Laboratory

Cisco Systems, Inc.  
125 West Tasman Drive (Building P)  
San Jose, CA 95134  
USA

### Registration Numbers for Industry Canada

| Cisco System Site       | Address   | Site Identifier    |
|-------------------------|---|--------------------|
| Building P, 10m Chamber | 125 West Tasman Dr<br>San Jose, CA 95134          | Company #: 2461N-2 |
| Building P, 5m Chamber  | 125 West Tasman Dr<br>San Jose, CA 95134          | Company #: 2461N-1 |
| Building I, 5m Chamber  | 285 W. Tasman Drive<br>San Jose, California 95134 | Company #: 2461M-1 |
| Building 7, 5m Chamber  | 425 E. Tasman Drive<br>San Jose, California 95134 | Company #: 2461N-3 |

### Test Engineers

Julian Land

## 2.6 Equipment Assessed (EUT)

AIR-AP1840I-B-K9

## 2.7 EUT Description

AIR-AP1840I is a dual band wireless access point which supports 802.11 a, b, g, n, ac. It features a 2x2 2.4GHz radio, a 4x4 5GHz radio, and a BLE radio.

The following antennas are supported by this product series.

The data included in this report represent the worst-case data for all antennas.

| Frequency     | Port      | Antenna Type                          | Highest Antenna Gain (dBi) |
|---------------|-----------|---------------------------------------|----------------------------|
| 2.4GHz / 5GHz | Antenna 1 | Internal dual band omni directional   | 4.4/5.6                    |
| 2.4GHz / 5GHz | Antenna 2 | Internal dual band omni directional   | 4/5.7                      |
| BLE / 5GHz    | Antenna 3 | Internal dual band omni directional   | 4.1/5.6                    |
| 5GHz          | Antenna 4 | Internal single band omni directional | 5.4                        |

|      | Supported Channel | Bandwidth |
|------|-------------------|-----------|
| Low  | 5260MHz           | 20MHz     |
| Mid  | 5300MHz           | 20MHz     |
| High | 5320MHz           | 20MHz     |
| Low  | 5270MHz           | 40MHz     |
| Mid  | n/a               | 40MHz     |
| High | 5310MHz           | 40MHz     |
| Low  | n/a               | 80MHz     |
| Mid  | 5290MHz           | 80MHz     |
| High | n/a               | 80MHz     |
| Low  | n/a               | 160MHz    |
| Mid  | n/a               | 160MHz    |
| High | n/a               | 160MHz    |



## Section 3: Result Summary

### 3.1 Results Summary Table

#### 3.1.1 Radio Port Results

| <u>Basic Standard</u>      | <u>Technical Requirements / Details</u>  | <u>Result</u> |
|----------------------------|--|---------------|
| 15.407                     | <p><b>99%- &amp; 26-dB Bandwidth:</b><br/>The 99% occupied bandwidth is the frequency bandwidth such that, below its lower and above its upper frequency limits, the mean powers are each equal to 0.5% of the total mean power of the given emission. There is no limit for 99% OBW.</p> <p>The 26dB emission is the width of the emission that is constrained by the frequencies associated with the two outermost amplitude points (upper and lower frequencies) that are attenuated by 26 dB relative to the maximum level measured in the fundamental emission.</p> | Pass          |
| 15.407                     | <p><b>Output Power:</b></p> <p>For the 5.25-5.35 GHz and 5.47-5.725 GHz bands, the maximum conducted output power over the frequency bands of operation shall not exceed the lesser of 250mW or 11 dBm + 10 log B, where B is the 26dB emission bandwidth in megahertz.</p> <p>If transmitting antennas of directional gain greater than 6dBi are used, both the maximum conducted output power and the maximum power spectral density shall be reduced by the amount in dB that the directional gain of the antenna exceeds 6dBi.</p>                                   | Pass          |
| 15.407                     | <p><b>Power Spectral Density</b><br/>The maximum power spectral density shall not exceed 11 dBm in any 1-megahertz band. If transmitting antennas of directional gain greater than 6dBi are used, both the maximum conducted output power and the maximum power spectral density shall be reduced by the amount in dB that the directional gain of the antenna exceeds 6dBi.</p>   | Pass          |
| 15.407                     | <p><b>Conducted Spurious Emissions / Band-Edge:</b><br/>2) For transmitters operating in the 5.25-5.35 GHz band: All emissions outside of the 5.15-5.35 GHz band shall not exceed an e.i.r.p. of -27 dBm/MHz.</p>  | Pass          |
| 15.407<br>15.205<br>15.209 | <p><b>Restricted band:</b><br/>Unwanted emissions must comply with the general field strength limits set forth in §15.209.</p>   | Pass          |

**3.1.2 Radiated Emissions (General requirements)**

| <u>Basic Standard</u>      | <u>Technical Requirements / Details</u>  | <u>Result</u>                                   |
|----------------------------|--|---|
| 15.407<br>15.205<br>15.209 | <b>TX Spurious Emissions:</b><br>Except as provided elsewhere in this subpart, the emissions from an intentional radiator shall not exceed the field strength levels specified in the field strength limits table in this section. | Pass  |
| 15.207                     | <b>AC conducted Emissions:</b><br>U-NII devices using an AC power line are required to comply also with the conducted limits set forth in §15.207.   | N/A<br>(Unit is only powered by DC power – POE) |

## Section 4: Sample Details

Note: Each sample was evaluated to ensure that its condition was suitable to be used as a test sample prior to the commencement of testing.

### 4.1 Sample Details

| Sample No. | Equipment Details     | Manufacturer        | Hardware Rev. | Firmware Rev.                    | Software Rev. | Serial Number |
|------------|-----------------------|---------------------|---------------|----------------------------------|---------------|---------------|
| S01        | AIR-AP1840I-B-K9      | Cisco Systems, Inc. | V01           | 8cf8aa994fd2801c943d2471014f8c5f | 8.8.1.10      | PSZ22491KT9   |
| S02        | Catalyst 3850 48 PoE+ | Cisco Systems, Inc. | T0            | 1.18                             | 03.03.05SE    | FCW1931C1U7   |

### 4.2 System Details

| System # | Description                            | Samples   |
|----------|--|-----------|
| 1        | EUT and Power Supply (Conducted Tests) | S01 & S02 |

### 4.3 Mode of Operation Details

| Mode# | Description            | Comments                                    |
|-------|------------------------|---|
| 1     | 802.11a, OFDM          | Receive and Transmit (1, 2, 3, or 4 chains) |
| 2     | Duplicate mode NonHT40 | Receive and Transmit (1, 2, 3, or 4 chains) |
| 3     | Duplicate mode NonHT80 | Receive and Transmit (1, 2, 3, or 4 chains) |
| 4     | 802.11n20, OFDM        | Receive and Transmit (1, 2, 3, or 4 chains) |
| 5     | 802.11n40, OFDM        | Receive and Transmit (1, 2, 3, or 4 chains) |
| 6     | 802.11ac80, OFDM       | Receive and Transmit (1, 2, 3, or 4 chains) |

## **Section 5: Radio Port Results**

### **5.1 Duty Cycle**

#### **5.1.1 Duty Cycle Test Requirement**

From KDB 789033 D02 General UNII Test Procedures New Rules v01r02

B. Duty Cycle ( $x$ ), Transmission Duration ( $T$ ), and Maximum Power Control Level

1. All measurements are to be performed with the EUT transmitting at 100 percent duty cycle at its maximum power control level; however, if 100 percent duty cycle cannot be achieved, measurements of duty cycle,  $x$ , and maximum-power transmission duration,  $T$ , are required for each tested mode of operation.

### 5.1.2 Duty Cycle Test Method

From KDB 789033 D02 General UNII Test Procedures New Rules v01r02:

#### B. Duty Cycle (x), Transmission Duration (T), and Maximum Power Control Level

The zero-span mode on a spectrum analyzer or EMI receiver, if the response time and spacing between bins on the sweep are sufficient to permit accurate measurements of the on and off times of the transmitted signal. Set the center frequency of the instrument to the center frequency of the transmission. Set  $RBW \geq EBW$  if possible; otherwise, set RBW to the largest available value. Set  $VBW \geq RBW$ . Set detector = peak or average. The zero-span measurement method shall not be used unless both RBW and VBW are  $> 50/T$ , where T is defined in section II.B.1.a), and the number of sweep points across duration T exceeds 100. (For example, if VBW and/or RBW are limited to 3 MHz, then the zero-span method of measuring duty cycle shall not be used if  $T \leq 16.7$  microseconds.)

## 5.1.3 Duty Cycle Test Information

**Samples, Systems, and Modes**

| System Number | Description | Samples | System under test                   | Support equipment                   |
|---------------|-------------|---------|-------------------------------------|-------------------------------------|
| 1             | EUT         | S01     | <input checked="" type="checkbox"/> | <input type="checkbox"/>            |
|               | Support     | S02     | <input type="checkbox"/>            | <input checked="" type="checkbox"/> |

|  |  |
|--|--|
| Tested By:<br>Julian Land, Abhishek Upadhyay | Date of testing:<br>March 8, 2019 – March 25, 2019 |
| Test Result: Pass                            |  |

**Test Equipment**

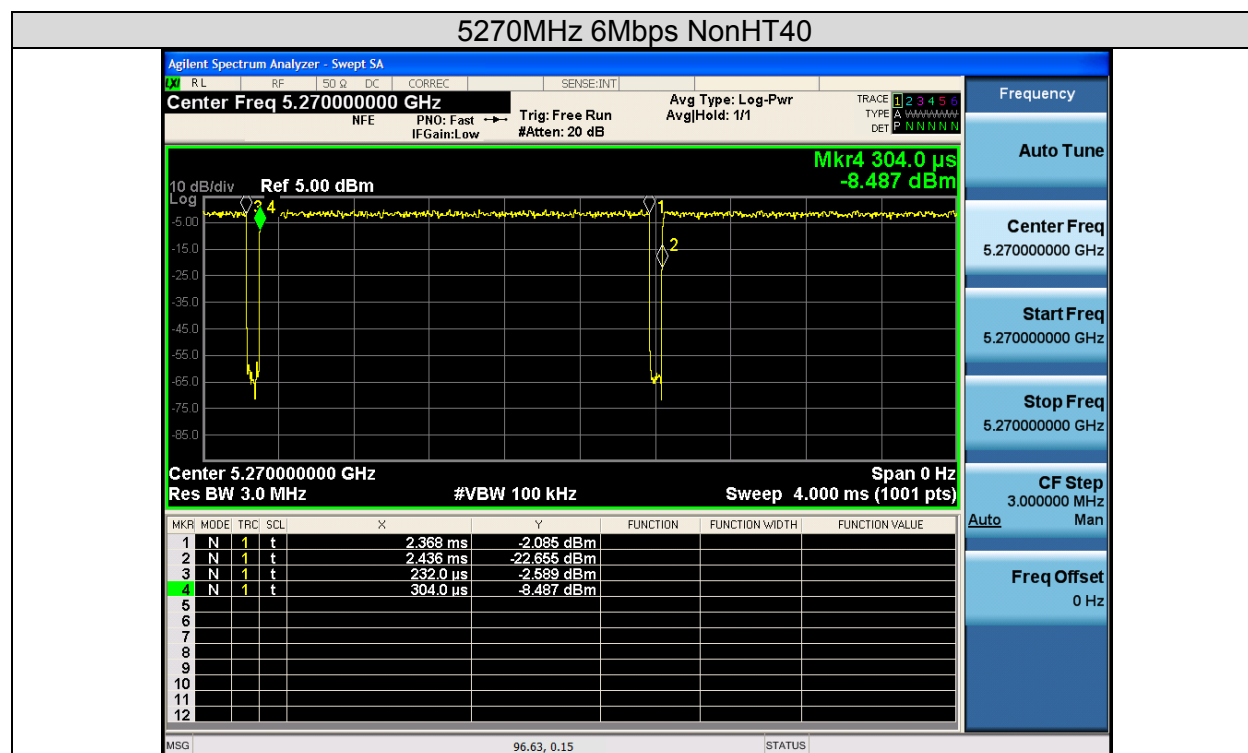
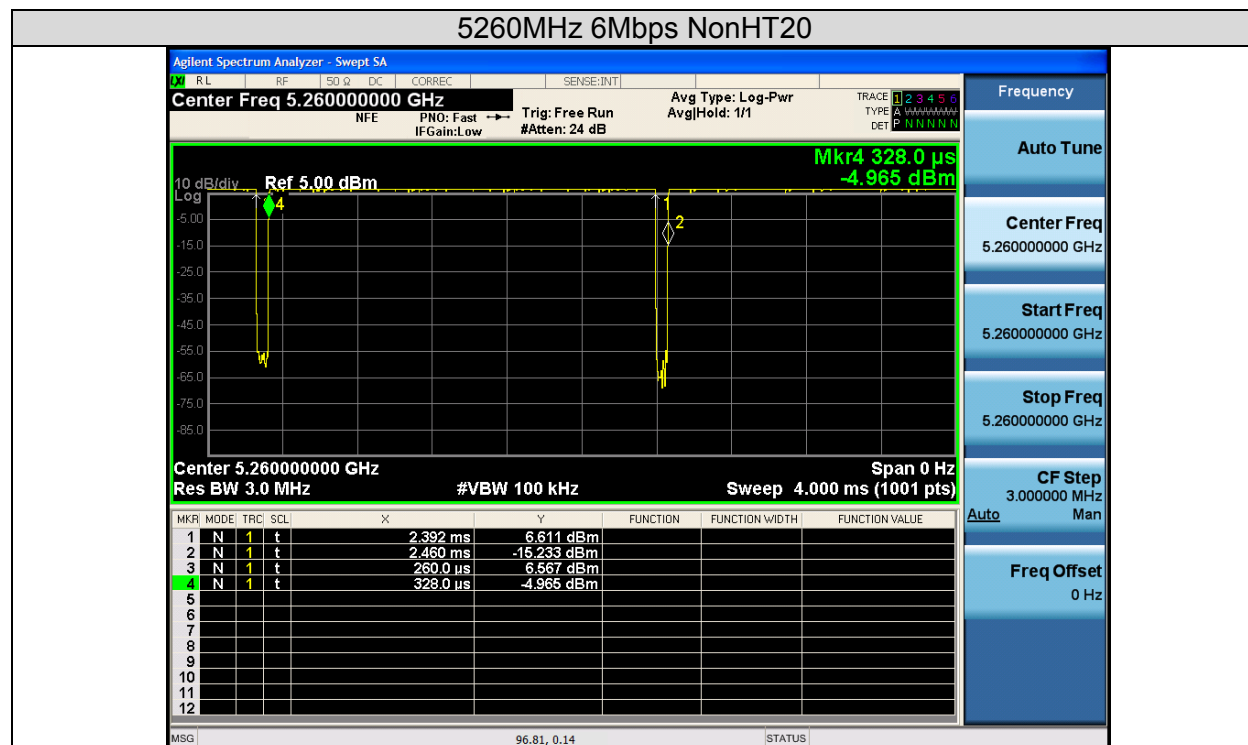
See Appendix A for list of test equipment

#### 5.1.4 Duty Cycle Data Table

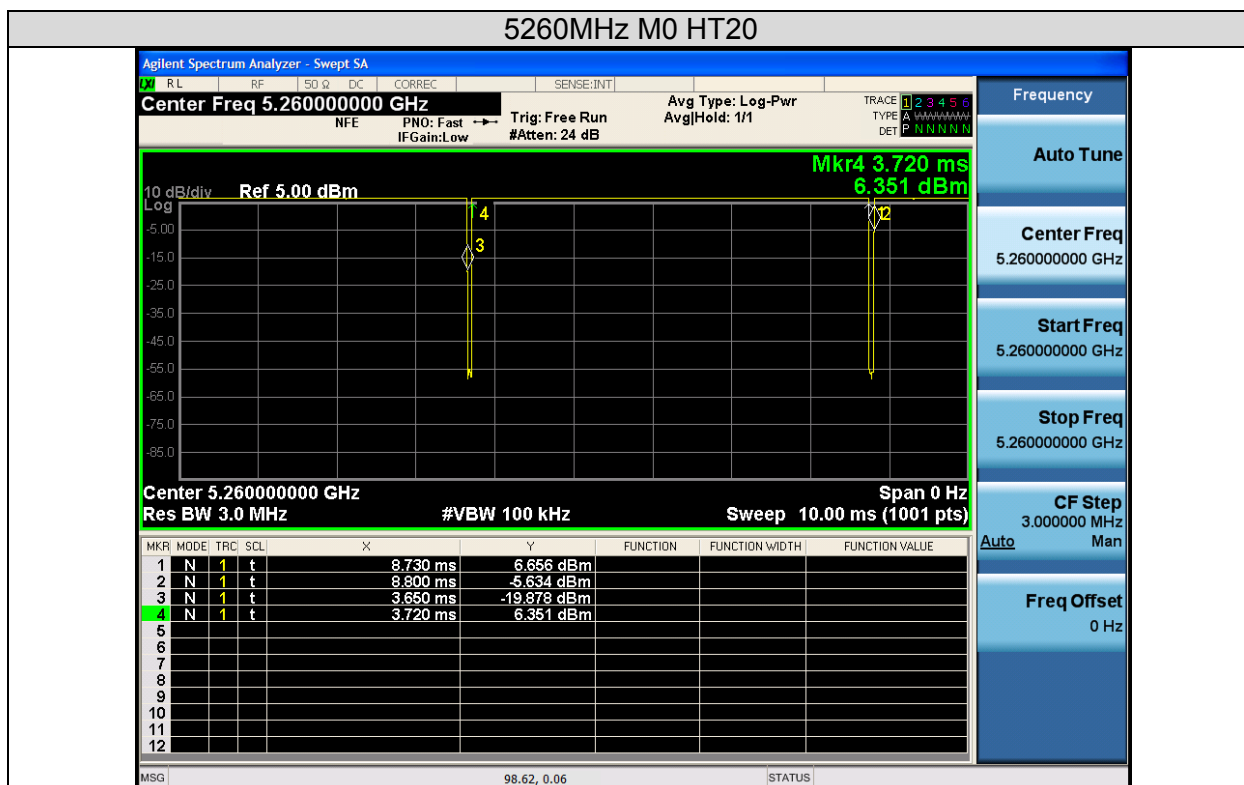
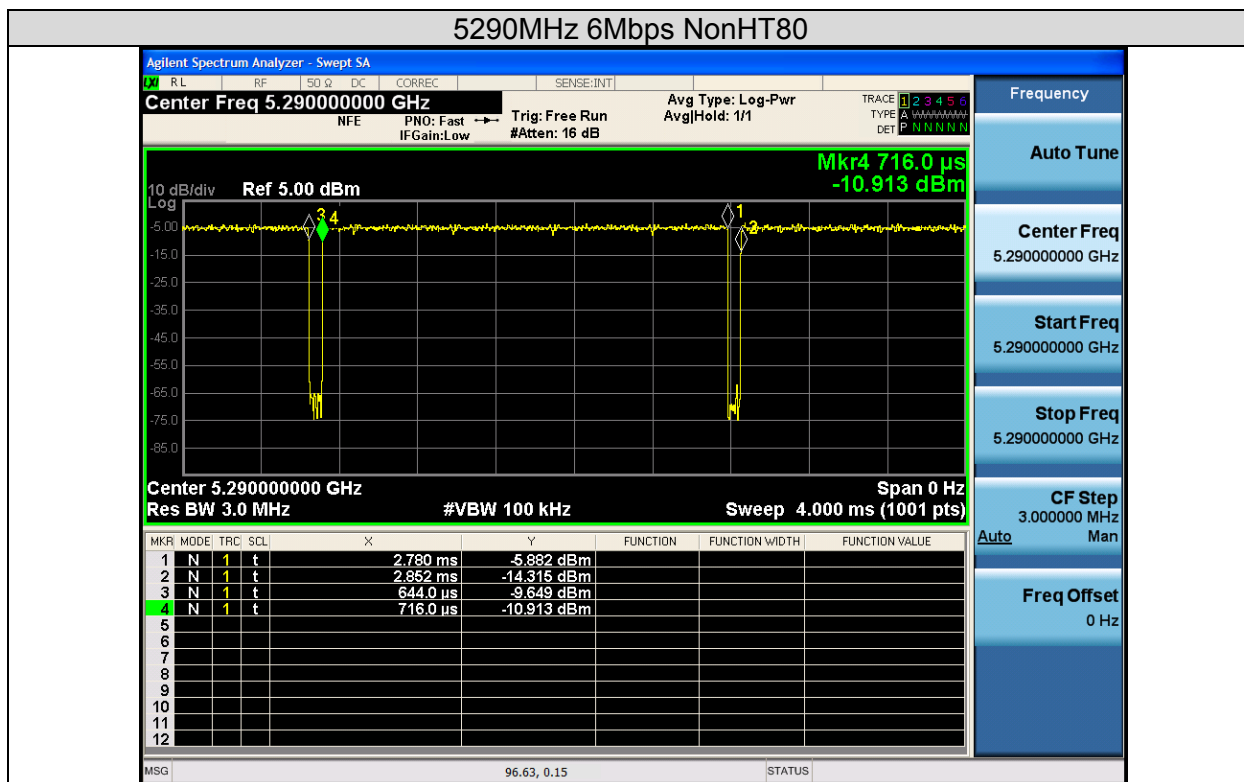
Duty Cycle table and screen captures are shown below for power/psd modes.

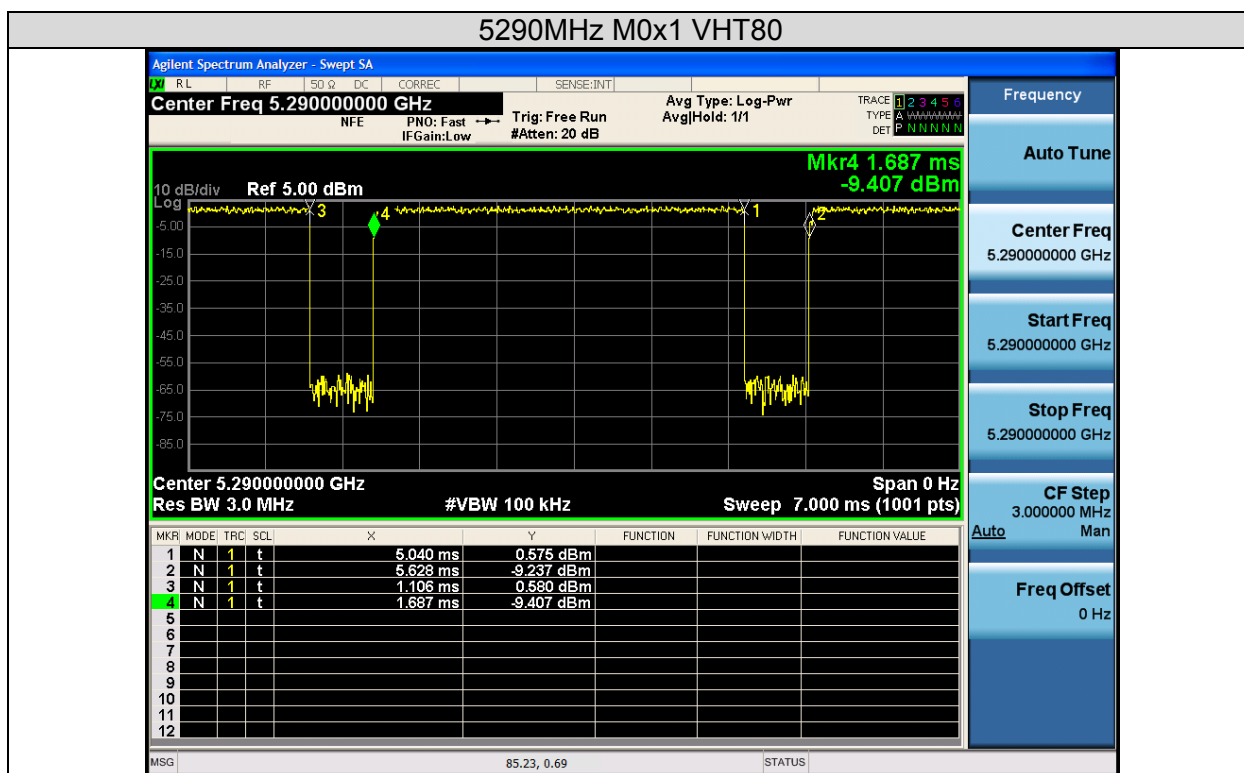
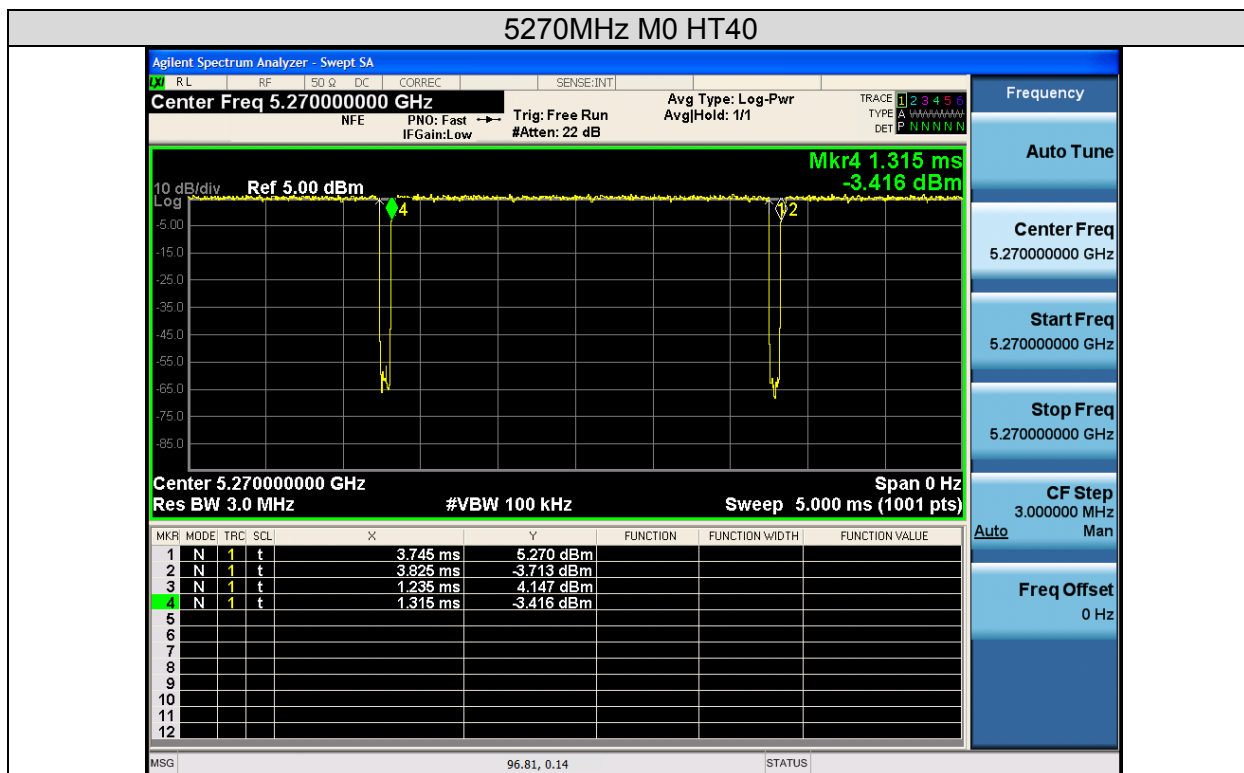
| Mode       | Data Rate | On-time (ms) | Total Time (ms) | Duty Cycle (%) | Correction Factor (dB) |
|------------|-----------|--------------|-----------------|----------------|------------------------|
| NonHT20    | 6Mbps     | 2.064        | 2.132           | 96.811         | 0.14                   |
| NonHT40    | 6Mbps     | 2.064        | 2.136           | 96.629         | 0.15                   |
| NonHT80    | 6Mbps     | 2.064        | 2.136           | 96.629         | 0.15                   |
| HT20/VHT20 | M0        | 5.080        | 5.010           | 98.622         | 0.06                   |
| HT40/VHT40 | M0        | 2.430        | 2.510           | 96.813         | 0.14                   |
| VHT80      | M0x1      | 3.353        | 3.934           | 85.231         | 0.69                   |

### 5.1.5 Duty Cycle Data Screenshots









## **5.2 99% and 26dB Bandwidth**

### **5.2.1 99% and 26dB Bandwidth Test Requirement**

For the FCC

There is no requirement for the value of bandwidth.

However, the 26dB BW (EBW) is used to calculate the power limits in 15.407 (a) (2). Power measurements are made using the 99% Bandwidth as the integration bandwidth.

## 5.2.2 99% and 26dB Bandwidth Test Procedure

The 99-percent occupied bandwidth is the frequency bandwidth such that, below its lower and above its upper frequency limits, the mean powers are each equal to 0.5 % of the total mean power of the given emission. Measurement of the 99-percent occupied bandwidth is required only as a condition for using the optional band-edge measurement techniques described in section II.G.3.d). Measurements of 99-percent occupied bandwidth may also optionally be used in lieu of the EBW to define the minimum frequency range over which the spectrum is integrated when measuring maximum conducted output power as described in section II.E. However, the EBW must be measured to determine bandwidth dependent limits on maximum conducted output power in accordance with 15.407(a).

Ref. KDB 789033 Section D. 99 Percent Occupied Bandwidth

|  |
|--|
| <b>99% BW</b>  |
| Test Parameters  |
| <ol style="list-style-type: none"> <li>1. Set center frequency to the nominal EUT channel center frequency.</li> <li>2. Set span = 1.5 times to 5.0 times the OBW.</li> <li>3. Set RBW = 1 % to 5 % of the OBW</li> <li>4. Set VBW <math>\geq 3 \cdot</math> RBW</li> <li>5. Video averaging is not permitted. Where practical, a sample detection and single sweep mode shall be used. Otherwise, peak detection and max hold mode (until the trace stabilizes) shall be used.</li> <li>6. Use the 99 % power bandwidth function of the instrument (if available).</li> </ol> |

Ref KDB 789033 in Section C. Measurement Bandwidth, Section 1

|  |
|--|
| <b>26 BW</b>   |
| Test parameters  |
| X dB BW = -26dB (using the OBW function of the spectrum analyzer)<br>Emission Bandwidth (EBW)<br><ol style="list-style-type: none"> <li>a) Set RBW = approximately 1% of the emission bandwidth.</li> <li>b) Set the VBW &gt; RBW.</li> <li>c) Detector = Peak.</li> <li>d) Trace mode = max hold.</li> <li>e) Measure the maximum width of the emission that is 26 dB down from the maximum of the emission. Compare this with the RBW setting of the analyzer. Readjust RBW and repeat measurement as needed until the RBW/EBW ratio is approximately 1%.</li> </ol> |

### 5.2.3 99% and 26dB Bandwidth Test Information

#### Samples, Systems, and Modes

| System Number | Description | Samples | System under test                   | Support equipment                   |
|---------------|-------------|---------|-------------------------------------|-------------------------------------|
| 1             | EUT         | S01     | <input checked="" type="checkbox"/> | <input type="checkbox"/>            |
|               | Support     | S02     | <input type="checkbox"/>            | <input checked="" type="checkbox"/> |

|  |  |
|--|--|
| Tested By:<br>Julian Land, Abhishek Upadhyay | Date of testing:<br>March 6, 2019 – March 26, 2019 |
| Test Result: PASS                            |  |

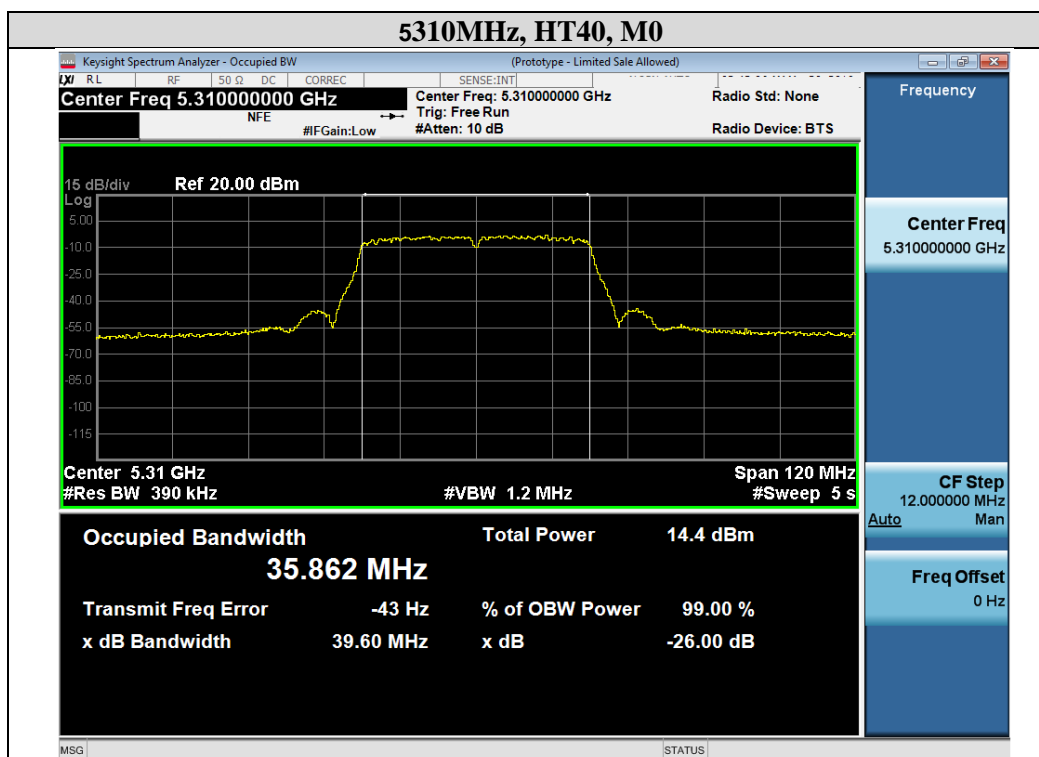
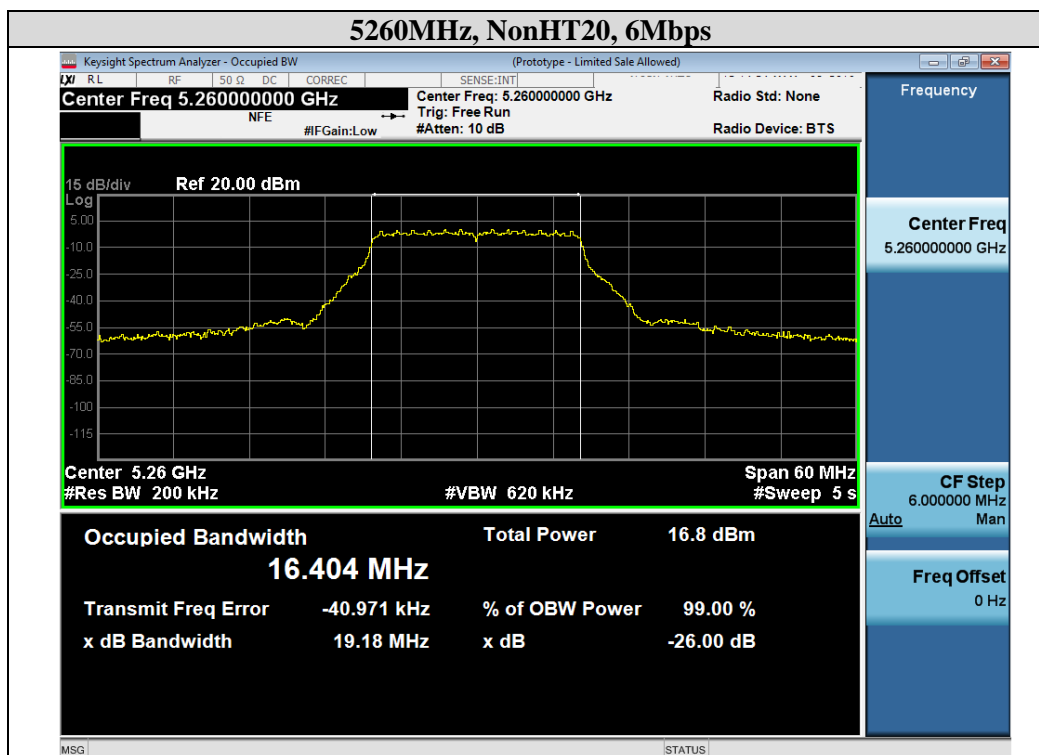
#### Test Equipment

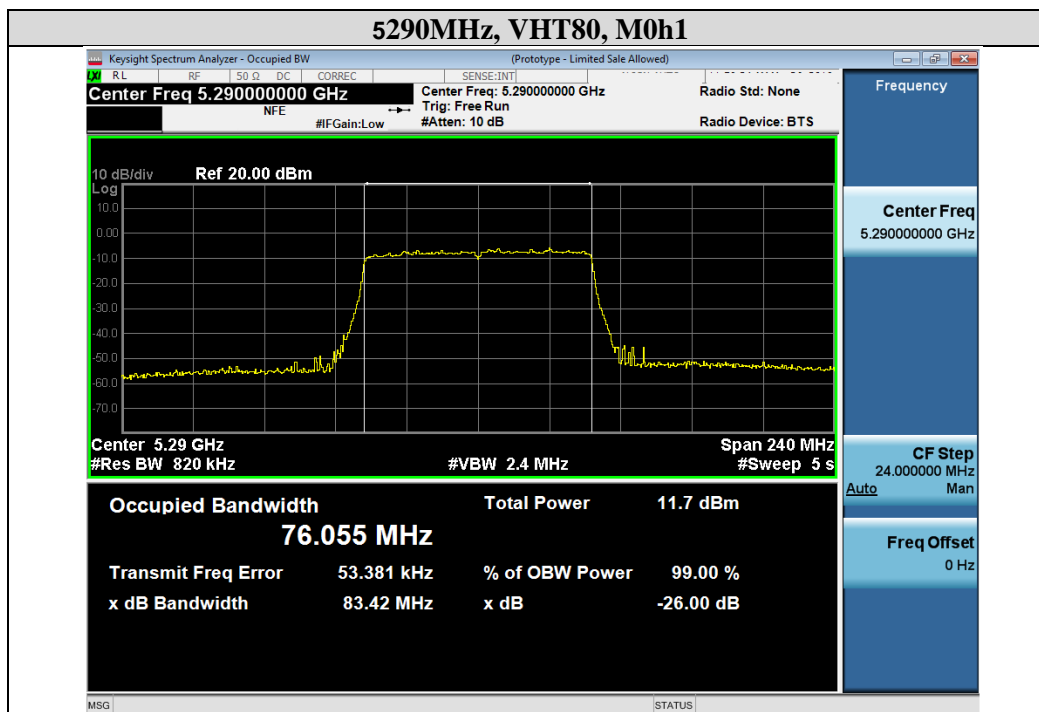
See Appendix A for list of test equipment

#### 5.2.4 99% and 26dB Bandwidth Data Table

| Frequency (MHz) | Mode                            | Data Rate (Mbps) | 26dB BW (MHz) | 99% BW (MHz)  |
|-----------------|---------------------------------|------------------|---------------|---------------|
| <b>5260</b>     | <b>Non HT20, 6 to 54 Mbps</b>   | <b>6</b>         | <b>19.2</b>   | <b>16.404</b> |
|                 | HT/VHT20, M0 to M31             | m0               | 20.1          | 17.571        |
|                 |                                 |                  |               |               |
| 5270            | Non HT40, 6 to 54 Mbps          | 6                | 38.5          | 35.326        |
|                 | HT/VHT40, M0 to M31             | m0               | 39.6          | 35.866        |
|                 |                                 |                  |               |               |
| 5290            | Non HT80, 6 to 54 Mbps          | 6                | 83.2          | 75.791        |
|                 | VHT80, M0 to M9, M0 to M9 1-2ss | m0x1             | 83.4          | 76.055        |
|                 |                                 |                  |               |               |
| 5300            | Non HT20, 6 to 54 Mbps          | 6                | 19.2          | 16.405        |
|                 | HT/VHT20, M0 to M31             | m0               | 20            | 17.571        |
|                 |                                 |                  |               |               |
| 5310            | Non HT40, 6 to 54 Mbps          | 6                | 38.5          | 35.296        |
|                 | HT/VHT40, M0 to M31             | m0               | 39.6          | 35.862        |
|                 |                                 |                  |               |               |
| 5320            | Non HT20, 6 to 54 Mbps          | 6                | 19.1          | 16.404        |
|                 | HT/VHT20, M0 to M31             | m0               | 20.1          | 17.576        |

### 5.2.5 99% and 26dB Bandwidth Plots







## **5.3 Maximum Conducted Output Power**

### **5.3.1 Maximum Conducted Output Power Test Requirement**

#### **15.407 (2)**

For the 5.25-5.35 GHz and 5.47-5.725 GHz bands, the maximum conducted output power over the frequency bands of operation shall not exceed the lesser of 250mW or  $11 \text{ dBm} + 10 \log B$ , where B is the 26dB emission bandwidth in megahertz. ... If transmitting antennas of directional gain greater than 6dBi are used, both the maximum conducted output power and the maximum power spectral density shall be reduced by the amount in dB that the directional gain of the antenna exceeds 6dBi.

### 5.3.2 Maximum Conducted Output Power Test Procedure

15.407 (5), LP0002 (2018-01-10) (4.7.3.2) (2)

The maximum power spectral density is measured as a conducted emission by direct connection of a calibrated test instrument to the equipment under test. If the device cannot be connected directly, alternative techniques acceptable to the Commission may be used. Measurements in the 5.15-5.25 GHz, 5.25-5.35 GHz, and the 5.47-5.725 GHz bands are made over a bandwidth of 1 MHz or the 26dB emission bandwidth of the device, whichever is less. A narrower resolution bandwidth can be used, provided that the measured power is integrated over the full reference bandwidth.

Referencing “644545 D03 Guidance for IEEE 802.11ac v01”, covering signals that cross the boundary between two adjacent UNII bands, the FCC describes a procedure to measure EBW, power, and PSD in each UNII band. For the case of a 160MHz signal equally distributed between UNII-1 and UNII-2a, we apply the following alternate procedure.

Rather than measure:

- The half of the signal in UNII-1, measured against the 30dBm power / 17dBm/MHz PSD limits
- The half of the signal in UNII-2a, measured against the 24dBm power / 11dBm/MHz PSD limits

If a 160MHz signal (equally distributed between the two bands) produces a total power of 27dBm across the entire 160 MHz EBW, the total power in each band would be half of the total, or 24dBm (which meets both the UNII-1 and UNII-2a limits) and would have a PSD no greater than 11dBm/MHz in either sub-band.

Given these facts, we have measured the complete 160 MHz EBW (across both sub-bands) against 27dBm power and 11dBm/MHz PSD limits, rather than individual sub band measurements against the individual sub band limits.”

Ref. KDB 789033 D02 General UNII Test Procedures New Rules v01r02  
ANSI C63.10: 2013

| <b>Maximum Conducted Output Power</b>   |
|---|
| Test Procedure  |
| 1. Set the radio in the continuous transmitting mode at full power<br>2. Compute power by integrating the spectrum across the EBW (or alternatively entire 99% OBW) of the signal using the instrument’s band power measurement function. The integration shall be performed using the spectrum analyzer band-power measurement function with band limits set equal to the EBW or the OBW band edges.<br>3. Capture graphs and record pertinent measurement data. |

Ref. KDB 789033 D02 General UNII Test Procedures New Rules v01r02  
2. Measurement using a Spectrum Analyzer or EMI Receiver (SA), (d) Method SA-2

| <b>Maximum Conducted Output Power</b>  |
|--|
| Test parameters  |
| Method SA-2 (trace averaging across on and off times of the EUT transmissions, followed by duty cycle correction).<br>(i) Measure the duty cycle, x, of the transmitter output signal as described in section II.B.<br>(ii) Set span to encompass the EBW (or, alternatively, the entire 99% occupied bandwidth) of the signal.<br>(iii) Set RBW = 1MHz.<br>(iv) Set VBW ≥ 3MHz. |

- (v) Number of points in sweep  $\geq 2$  Span / RBW. (This ensures that bin-to-bin spacing is  $\leq$  RBW/2, so that narrowband signals are not lost between frequency bins.)
- (vi) Sweep time = auto.
- (vii) Detector = RMS (i.e., power averaging), if available. Otherwise, use sample detector mode.
- (viii) Do not use sweep triggering. Allow the sweep to “free run”.
- (ix) Trace average at least 100 traces in power averaging (i.e., RMS) mode; however, the number of traces to be averaged shall be increased above 100 as needed to ensure that the average accurately represents the true average over the on and off periods of the transmitter.
- (x) Compute power by integrating the spectrum across the EBW (or, alternatively, the entire 99% occupied bandwidth) of the signal using the instrument’s band power measurement function with band limits set equal to the EBW (or occupied bandwidth)

The “measure-and-sum technique” is used for measuring in-band transmit power of a device. In the measure-and-sum approach, the conducted emission level is measured at each antenna port. The measured results at the various antenna ports are then summed mathematically to determine the total emission level from the device. Summing is performed in linear power units. ANSI C63.10 section 14.3.2.2

### 5.3.3 Maximum Conducted Output Power Test Information

#### Samples, Systems, and Modes

| System Number | Description | Samples | System under test                   | Support equipment                   |
|---------------|-------------|---------|-------------------------------------|-------------------------------------|
| 1             | EUT         | S01     | <input checked="" type="checkbox"/> | <input type="checkbox"/>            |
|               | Support     | S02     | <input type="checkbox"/>            | <input checked="" type="checkbox"/> |

|  |  |
|--|--|
| Tested By:<br>Julian Land, Abhishek Upadhyay | Date of testing:<br>March 6, 2019 - March 26, 2019 |
| Test Result: PASS                            |  |

#### Test Equipment

See Appendix A for list of test equipment

### 5.3.4 Maximum Conducted Output Power Data Table

| Frequency (MHz) | Mode                                | Tx Paths | Index Power (dBm) | Correlated Antenna Gain (dBi) | Duty Cycle (%) | Tx 1 Max Power (dBm) | Tx 2 Max Power (dBm) | Tx 3 Max Power (dBm) | Tx 4 Max Power (dBm) | Total Tx Channel Power (dBm) | Limit (dBm) | Margin (dB) |
|-----------------|-------------------------------------|----------|-------------------|-------------------------------|----------------|----------------------|----------------------|----------------------|----------------------|------------------------------|-------------|-------------|
| 5260            | Non HT20, 6 to 54 Mbps              | 1        | 17                | 6                             | 96.81          | 16.4                 |                      |                      |                      | 16.5                         | 24          | 7.5         |
|                 | Non HT20, 6 to 54 Mbps              | 2        | 16                | 6                             | 96.81          | 15.5                 | 15.1                 |                      |                      | 18.5                         | 24          | 5.5         |
|                 | Non HT20, 6 to 54 Mbps              | 3        | 12                | 6                             | 96.81          | 11.4                 | 10.9                 | 10.4                 |                      | 15.8                         | 24          | 8.2         |
|                 | Non HT20, 6 to 54 Mbps              | 4        | 10                | 6                             | 96.81          | 9.2                  | 9.1                  | 8.3                  | 8.5                  | 15                           | 24          | 9           |
|                 | Non HT20 Beam Forming, 6 to 54 Mbps | 2        | 14                | 9                             | 96.81          | 13.5                 | 12.9                 |                      |                      | 16.4                         | 21          | 4.6         |
|                 | Non HT20 Beam Forming, 6 to 54 Mbps | 3        | 11                | 11                            | 96.81          | 10.3                 | 10                   | 9.2                  |                      | 14.8                         | 19          | 4.2         |
|                 | Non HT20 Beam Forming, 6 to 54 Mbps | 4        | 8                 | 12                            | 96.81          | 7.5                  | 6.8                  | 6.4                  | 6.4                  | 13                           | 18          | 5           |
|                 | HT/VHT20, M0 to M7                  | 1        | 17                | 6                             | 98.62          | 16.2                 |                      |                      |                      | 16.3                         | 24          | 7.7         |
|                 | HT/VHT20, M0 to M7                  | 2        | 16                | 6                             | 98.62          | 15.3                 | 14.7                 |                      |                      | 18.1                         | 24          | 5.9         |
|                 | HT/VHT20, M8 to M15                 | 2        | 17                | 6                             | 98.62          | 16.2                 | 15.7                 |                      |                      | 19                           | 24          | 5           |
|                 | HT/VHT20, M0 to M7                  | 3        | 13                | 6                             | 98.62          | 12.2                 | 11.6                 | 11.1                 |                      | 16.5                         | 24          | 7.5         |
|                 | HT/VHT20, M8 to M15                 | 3        | 16                | 6                             | 98.62          | 15.3                 | 14.7                 | 14.2                 |                      | 19.6                         | 24          | 4.4         |
|                 | HT/VHT20, M16 to M23                | 3        | 16                | 6                             | 98.62          | 15.3                 | 14.7                 | 14.2                 |                      | 19.6                         | 24          | 4.4         |
|                 | HT/VHT20, M0 to M7                  | 4        | 11                | 6                             | 98.62          | 10                   | 9.7                  | 9                    | 9.5                  | 15.6                         | 24          | 8.4         |
|                 | HT/VHT20, M8 to M15                 | 4        | 14                | 6                             | 98.62          | 13                   | 12.7                 | 12.2                 | 12.3                 | 18.6                         | 24          | 5.4         |
|                 | HT/VHT20, M16 to M23                | 4        | 15                | 6                             | 98.62          | 14.2                 | 13.7                 | 13.1                 | 13.3                 | 19.7                         | 24          | 4.3         |
|                 | HT/VHT20, M24 to M31                | 4        | 15                | 6                             | 98.62          | 14.2                 | 13.7                 | 13.1                 | 13.3                 | 19.7                         | 24          | 4.3         |
|                 | HT/VHT20 Beam Forming, M0 to M7     | 2        | 14                | 9                             | 98.62          | 13                   | 12.7                 |                      |                      | 15.9                         | 21          | 5.1         |
|                 | HT/VHT20 Beam Forming, M8 to M15    | 2        | 17                | 6                             | 98.62          | 16.2                 | 15.7                 |                      |                      | 19                           | 24          | 5           |
|                 | HT/VHT20 Beam Forming, M0 to M7     | 3        | 11                | 11                            | 98.62          | 10                   | 9.7                  | 9                    |                      | 14.4                         | 19          | 4.6         |
|                 | HT/VHT20 Beam Forming, M8 to M15    | 3        | 14                | 8                             | 98.62          | 13                   | 12.7                 | 12.2                 |                      | 17.5                         | 22          | 4.5         |
|                 | HT/VHT20 Beam Forming, M16 to M23   | 3        | 16                | 6                             | 98.62          | 15.3                 | 14.7                 | 14.2                 |                      | 19.6                         | 24          | 4.4         |
|                 | HT/VHT20 Beam Forming, M0 to M7     | 4        | 8                 | 12                            | 98.62          | 7.1                  | 6.6                  | 6                    | 6.2                  | 12.6                         | 18          | 5.4         |
|                 | HT/VHT20 Beam Forming, M8 to M15    | 4        | 11                | 9                             | 98.62          | 10                   | 9.7                  | 9                    | 9.5                  | 15.6                         | 21          | 5.4         |
|                 | HT/VHT20 Beam Forming, M16 to M23   | 4        | 13                | 7                             | 98.62          | 12.2                 | 11.6                 | 11.1                 | 11.4                 | 17.7                         | 23          | 5.3         |
|                 | HT/VHT20 Beam Forming, M24 to M31   | 4        | 15                | 6                             | 98.62          | 14.2                 | 13.7                 | 13.1                 | 13.3                 | 19.7                         | 24          | 4.3         |
|                 | HT/VHT20 STBC, M0 to M7             | 2        | 17                | 6                             | 98.62          | 16.2                 | 15.7                 |                      |                      | 19                           | 24          | 5           |
|                 | HT/VHT20 STBC, M0 to M7             | 3        | 16                | 6                             | 98.62          | 15.3                 | 14.7                 | 14.2                 |                      | 19.6                         | 24          | 4.4         |
|                 | HT/VHT20 STBC, M0 to M7             | 4        | 14                | 6                             | 98.62          | 13                   | 12.7                 | 12.2                 | 12.3                 | 18.6                         | 24          | 5.4         |
| 5270            | Non HT40, 6 to 54 Mbps              | 1        | 17                | 6                             | 96.63          | 16.6                 |                      |                      |                      | 16.8                         | 24          | 7.3         |

|      |                                   |          |           |          |       |             |             |             |      |             |           |            |
|------|-----------------------------------|----------|-----------|----------|-------|-------------|-------------|-------------|------|-------------|-----------|------------|
|      | Non HT40, 6 to 54 Mbps            | 2        | 17        | 6        | 96.63 | 16.6        | 16.1        |             |      | 19.5        | 24        | 4.5        |
|      | Non HT40, 6 to 54 Mbps            | 3        | 14        | 6        | 96.63 | 13.6        | 13.1        | 12.8        |      | 18.1        | 24        | 5.9        |
|      | Non HT40, 6 to 54 Mbps            | 4        | 12        | 6        | 96.63 | 11.6        | 11.1        | 10.7        | 10.9 | 17.3        | 24        | 6.7        |
|      | HT/VHT40, M0 to M7                | 1        | 17        | 6        | 96.81 | 17.3        |             |             |      | 17.4        | 24        | 6.6        |
|      | HT/VHT40, M0 to M7                | 2        | 17        | 6        | 96.81 | 17.3        | 16.6        |             |      | 20.1        | 24        | 3.9        |
|      | HT/VHT40, M8 to M15               | 2        | 17        | 6        | 96.81 | 17.3        | 16.6        |             |      | 20.1        | 24        | 3.9        |
|      | HT/VHT40, M0 to M7                | 3        | 15        | 6        | 96.81 | 15.1        | 14.5        | 14.1        |      | 19.5        | 24        | 4.5        |
|      | <b>HT/VHT40, M8 to M15</b>        | <b>3</b> | <b>16</b> | <b>6</b> | 96.81 | <b>16.3</b> | <b>15.7</b> | <b>15.4</b> |      | <b>20.7</b> | <b>24</b> | <b>3.3</b> |
|      | HT/VHT40, M16 to M23              | 3        | 16        | 6        | 96.81 | 16.3        | 15.7        | 15.4        |      | 20.7        | 24        | 3.3        |
|      | HT/VHT40, M0 to M7                | 4        | 13        | 6        | 96.81 | 13.1        | 12.5        | 12.2        | 12.2 | 18.7        | 24        | 5.3        |
|      | HT/VHT40, M8 to M15               | 4        | 15        | 6        | 96.81 | 15.1        | 14.5        | 14.1        | 14   | 20.6        | 24        | 3.4        |
|      | HT/VHT40, M16 to M23              | 4        | 15        | 6        | 96.81 | 15.1        | 14.5        | 14.1        | 14   | 20.6        | 24        | 3.4        |
|      | HT/VHT40, M24 to M31              | 4        | 15        | 6        | 96.81 | 15.1        | 14.5        | 14.1        | 14   | 20.6        | 24        | 3.4        |
|      | HT/VHT40 Beam Forming, M0 to M7   | 2        | 14        | 9        | 96.81 | 14.1        | 13.7        |             |      | 17.1        | 21        | 3.9        |
|      | HT/VHT40 Beam Forming, M8 to M15  | 2        | 17        | 6        | 96.81 | 17.3        | 16.6        |             |      | 20.1        | 24        | 3.9        |
|      | HT/VHT40 Beam Forming, M0 to M7   | 3        | 11        | 11       | 96.81 | 11          | 10.6        | 9.9         |      | 15.4        | 19        | 3.6        |
|      | HT/VHT40 Beam Forming, M8 to M15  | 3        | 14        | 8        | 96.81 | 14.1        | 13.7        | 13.2        |      | 18.6        | 22        | 3.4        |
|      | HT/VHT40 Beam Forming, M16 to M23 | 3        | 16        | 6        | 96.81 | 16.3        | 15.7        | 15.4        |      | 20.7        | 24        | 3.3        |
|      | HT/VHT40 Beam Forming, M0 to M7   | 4        | 8         | 12       | 96.81 | 8           | 7.6         | 7           | 7.2  | 13.6        | 18        | 4.4        |
|      | HT/VHT40 Beam Forming, M8 to M15  | 4        | 11        | 9        | 96.81 | 11          | 10.6        | 9.9         | 10.1 | 16.6        | 21        | 4.4        |
|      | HT/VHT40 Beam Forming, M16 to M23 | 4        | 13        | 7        | 96.81 | 13.1        | 12.5        | 12.2        | 12.2 | 18.7        | 23        | 4.3        |
|      | HT/VHT40 Beam Forming, M24 to M31 | 4        | 15        | 6        | 96.81 | 15.1        | 14.5        | 14.1        | 14   | 20.6        | 24        | 3.4        |
|      | HT/VHT40 STBC, M0 to M7           | 2        | 17        | 6        | 96.81 | 17.3        | 16.6        |             |      | 20.1        | 24        | 3.9        |
|      | HT/VHT40 STBC, M0 to M7           | 3        | 16        | 6        | 96.81 | 16.3        | 15.7        | 15.4        |      | 20.7        | 24        | 3.3        |
|      | HT/VHT40 STBC, M0 to M7           | 4        | 15        | 6        | 96.81 | 15.1        | 14.5        | 14.1        | 14   | 20.6        | 24        | 3.4        |
| 5290 |                                   |          |           |          |       |             |             |             |      |             |           |            |
|      | Non HT80, 6 to 54 Mbps            | 1        | 15        | 6        | 96.63 | 14.5        |             |             |      | 14.7        | 24        | 9.4        |
|      | Non HT80, 6 to 54 Mbps            | 2        | 14        | 6        | 96.63 | 13.5        | 13          |             |      | 16.4        | 24        | 7.6        |
|      | Non HT80, 6 to 54 Mbps            | 3        | 14        | 6        | 96.63 | 13.5        | 13          | 12.5        |      | 17.9        | 24        | 6.1        |
|      | Non HT80, 6 to 54 Mbps            | 4        | 13        | 6        | 96.63 | 12.6        | 12.1        | 11.6        | 11.7 | 18.2        | 24        | 5.8        |
|      | VHT80, M0 to M9 1ss               | 1        | 15        | 6        | 85.23 | 14.5        |             |             |      | 15.2        | 24        | 8.8        |
|      | VHT80, M0 to M9 1ss               | 2        | 13        | 6        | 85.23 | 12.4        | 12          |             |      | 15.9        | 24        | 8.1        |
|      | VHT80, M0 to M9 2ss               | 2        | 13        | 6        | 85.23 | 12.4        | 12          |             |      | 15.9        | 24        | 8.1        |
|      | VHT80, M0 to M9 1ss               | 3        | 13        | 6        | 85.23 | 12.4        | 12          | 11.7        |      | 17.5        | 24        | 6.5        |
|      | VHT80, M0 to M9 2ss               | 3        | 13        | 6        | 85.23 | 12.4        | 12          | 11.7        |      | 17.5        | 24        | 6.5        |
|      | VHT80, M0 to M9 3ss               | 3        | 13        | 6        | 85.23 | 12.4        | 12          | 11.7        |      | 17.5        | 24        | 6.5        |
|      | VHT80, M0 to M9 1ss               | 4        | 12        | 6        | 85.23 | 11.5        | 11.1        | 10.5        | 10.7 | 17.7        | 24        | 6.3        |
|      | VHT80, M0 to M9 2ss               | 4        | 12        | 6        | 85.23 | 11.5        | 11.1        | 10.5        | 10.7 | 17.7        | 24        | 6.3        |
|      | VHT80, M0 to M9 3ss               | 4        | 12        | 6        | 85.23 | 11.5        | 11.1        | 10.5        | 10.7 | 17.7        | 24        | 6.3        |
|      | VHT80, M0 to M9 4ss               | 4        | 12        | 6        | 85.23 | 11.5        | 11.1        | 10.5        | 10.7 | 17.7        | 24        | 6.3        |
|      | VHT80 Beam Forming, M0 to M9 1ss  | 2        | 11        | 9        | 85.23 | 10.5        | 10          |             |      | 14          | 21        | 7          |

|      |                                     |   |    |    |       |      |      |      |      |      |    |     |
|------|-------------------------------------|---|----|----|-------|------|------|------|------|------|----|-----|
|      | VHT80 Beam Forming, M0 to M9 2ss    | 2 | 13 | 6  | 85.23 | 12.4 | 12   |      |      | 15.9 | 24 | 8.1 |
|      | VHT80 Beam Forming, M0 to M9 1ss    | 3 | 8  | 11 | 85.23 | 7.4  | 6.8  | 6.2  |      | 12.3 | 19 | 6.7 |
|      | VHT80 Beam Forming, M0 to M9 2ss    | 3 | 11 | 8  | 85.23 | 10.5 | 10   | 9.4  |      | 15.5 | 22 | 6.5 |
|      | VHT80 Beam Forming, M0 to M9 3ss    | 3 | 13 | 6  | 85.23 | 12.4 | 12   | 11.7 |      | 17.5 | 24 | 6.5 |
|      | VHT80 Beam Forming, M0 to M9 1ss    | 4 | 5  | 12 | 85.23 | 3.9  | 3.8  | 3.4  | 3.3  | 10.3 | 18 | 7.7 |
|      | VHT80 Beam Forming, M0 to M9 2ss    | 4 | 9  | 9  | 85.23 | 8    | 8    | 7    | 7.5  | 14.4 | 21 | 6.6 |
|      | VHT80 Beam Forming, M0 to M9 3ss    | 4 | 11 | 7  | 85.23 | 10.5 | 10   | 9.4  | 9.6  | 16.6 | 23 | 6.4 |
|      | VHT80 Beam Forming, M0 to M9 4ss    | 4 | 12 | 6  | 85.23 | 11.5 | 11.1 | 10.5 | 10.7 | 17.7 | 24 | 6.3 |
|      | VHT80 STBC, M0 to M9 1ss            | 2 | 13 | 6  | 85.23 | 12.4 | 12   |      |      | 15.9 | 24 | 8.1 |
|      | VHT80 STBC, M0 to M9 1ss            | 3 | 13 | 6  | 85.23 | 12.4 | 12   | 11.7 |      | 17.5 | 24 | 6.5 |
|      | VHT80 STBC, M0 to M9 1ss            | 4 | 12 | 6  | 85.23 | 11.5 | 11.1 | 10.5 | 10.7 | 17.7 | 24 | 6.3 |
|      |                                     |   |    |    |       |      |      |      |      |      |    |     |
| 5300 | Non HT20, 6 to 54 Mbps              | 1 | 17 | 6  | 96.81 | 16.5 |      |      |      | 16.6 | 24 | 7.4 |
|      | Non HT20, 6 to 54 Mbps              | 2 | 16 | 6  | 96.81 | 15.6 | 15   |      |      | 18.5 | 24 | 5.5 |
|      | Non HT20, 6 to 54 Mbps              | 3 | 12 | 6  | 96.81 | 11.3 | 11.2 | 10.6 |      | 16   | 24 | 8   |
|      | Non HT20, 6 to 54 Mbps              | 4 | 10 | 6  | 96.81 | 9.4  | 9.2  | 8.8  | 8.8  | 15.2 | 24 | 8.8 |
|      | Non HT20 Beam Forming, 6 to 54 Mbps | 2 | 14 | 9  | 96.81 | 13.4 | 13.1 |      |      | 16.4 | 21 | 4.6 |
|      | Non HT20 Beam Forming, 6 to 54 Mbps | 3 | 11 | 11 | 96.81 | 10.5 | 10.1 | 9.4  |      | 14.9 | 19 | 4.1 |
|      | Non HT20 Beam Forming, 6 to 54 Mbps | 4 | 8  | 12 | 96.81 | 7.5  | 7.2  | 6.5  | 6.6  | 13.1 | 18 | 4.9 |
|      | HT/VHT20, M0 to M7                  | 1 | 17 | 6  | 98.62 | 16.2 |      |      |      | 16.3 | 24 | 7.7 |
|      | HT/VHT20, M0 to M7                  | 2 | 16 | 6  | 98.62 | 15.2 | 14.8 |      |      | 18.1 | 24 | 5.9 |
|      | HT/VHT20, M8 to M15                 | 2 | 17 | 6  | 98.62 | 16.2 | 15.9 |      |      | 19.1 | 24 | 4.9 |
|      | HT/VHT20, M0 to M7                  | 3 | 13 | 6  | 98.62 | 12.3 | 11.9 | 11.3 |      | 16.7 | 24 | 7.3 |
|      | HT/VHT20, M8 to M15                 | 3 | 16 | 6  | 98.62 | 15.2 | 14.8 | 14.4 |      | 19.6 | 24 | 4.4 |
|      | HT/VHT20, M16 to M23                | 3 | 16 | 6  | 98.62 | 15.2 | 14.8 | 14.4 |      | 19.6 | 24 | 4.4 |
|      | HT/VHT20, M0 to M7                  | 4 | 11 | 6  | 98.62 | 10.3 | 9.9  | 9.2  | 9.5  | 15.8 | 24 | 8.2 |
|      | HT/VHT20, M8 to M15                 | 4 | 14 | 6  | 98.62 | 13.1 | 12.9 | 12.4 | 12.6 | 18.8 | 24 | 5.2 |
|      | HT/VHT20, M16 to M23                | 4 | 15 | 6  | 98.62 | 14.2 | 14   | 13.3 | 13.5 | 19.8 | 24 | 4.2 |
|      | HT/VHT20, M24 to M31                | 4 | 15 | 6  | 98.62 | 14.2 | 14   | 13.3 | 13.5 | 19.8 | 24 | 4.2 |
|      | HT/VHT20 Beam Forming, M0 to M7     | 2 | 14 | 9  | 98.62 | 13.1 | 12.9 |      |      | 16.1 | 21 | 4.9 |
|      | HT/VHT20 Beam Forming, M8 to M15    | 2 | 17 | 6  | 98.62 | 16.2 | 15.9 |      |      | 19.1 | 24 | 4.9 |
|      | HT/VHT20 Beam Forming, M0 to M7     | 3 | 11 | 11 | 98.62 | 10.3 | 9.9  | 9.2  |      | 14.7 | 19 | 4.3 |
|      | HT/VHT20 Beam Forming, M8 to M15    | 3 | 14 | 8  | 98.62 | 13.1 | 12.9 | 12.4 |      | 17.6 | 22 | 4.4 |
|      | HT/VHT20 Beam Forming, M16 to M23   | 3 | 16 | 6  | 98.62 | 15.2 | 14.8 | 14.4 |      | 19.6 | 24 | 4.4 |
|      | HT/VHT20 Beam Forming, M0 to M7     | 4 | 8  | 12 | 98.62 | 7.2  | 6.9  | 6.3  | 6.4  | 12.8 | 18 | 5.2 |
|      | HT/VHT20 Beam Forming, M8 to M15    | 4 | 11 | 9  | 98.62 | 10.3 | 9.9  | 9.2  | 9.5  | 15.8 | 21 | 5.2 |
|      | HT/VHT20 Beam Forming, M16 to M23   | 4 | 13 | 7  | 98.62 | 12.3 | 11.9 | 11.3 | 11.6 | 17.9 | 23 | 5.1 |
|      | HT/VHT20 Beam Forming, M24 to M31   | 4 | 15 | 6  | 98.62 | 14.2 | 14   | 13.3 | 13.5 | 19.8 | 24 | 4.2 |
|      | HT/VHT20 STBC, M0 to M7             | 2 | 17 | 6  | 98.62 | 16.2 | 15.9 |      |      | 19.1 | 24 | 4.9 |
|      | HT/VHT20 STBC, M0 to M7             | 3 | 16 | 6  | 98.62 | 15.2 | 14.8 | 14.4 |      | 19.6 | 24 | 4.4 |
|      | HT/VHT20 STBC, M0 to M7             | 4 | 14 | 6  | 98.62 | 13.1 | 12.9 | 12.4 | 12.6 | 18.8 | 24 | 5.2 |

|      |                                     |   |    |    |       |      |      |      |      |      |    |     |
|------|-------------------------------------|---|----|----|-------|------|------|------|------|------|----|-----|
|      |                                     |   |    |    |       |      |      |      |      |      |    |     |
| 5310 | Non HT40, 6 to 54 Mbps              | 1 | 17 | 6  | 96.63 | 16.7 |      |      |      | 16.9 | 24 | 7.2 |
|      | Non HT40, 6 to 54 Mbps              | 2 | 16 | 6  | 96.63 | 15.7 | 15.4 |      |      | 18.7 | 24 | 5.3 |
|      | Non HT40, 6 to 54 Mbps              | 3 | 14 | 6  | 96.63 | 13.6 | 13.4 | 12.9 |      | 18.2 | 24 | 5.8 |
|      | Non HT40, 6 to 54 Mbps              | 4 | 12 | 6  | 96.63 | 11.6 | 11.4 | 10.7 | 11.2 | 17.4 | 24 | 6.6 |
|      | HT/VHT40, M0 to M7                  | 1 | 16 | 6  | 96.81 | 16.2 |      |      |      | 16.3 | 24 | 7.7 |
|      | HT/VHT40, M0 to M7                  | 2 | 16 | 6  | 96.81 | 16.2 | 15.7 |      |      | 19.1 | 24 | 4.9 |
|      | HT/VHT40, M8 to M15                 | 2 | 16 | 6  | 96.81 | 16.2 | 15.7 |      |      | 19.1 | 24 | 4.9 |
|      | HT/VHT40, M0 to M7                  | 3 | 14 | 6  | 96.81 | 14.2 | 13.9 | 13.3 |      | 18.7 | 24 | 5.3 |
|      | HT/VHT40, M8 to M15                 | 3 | 15 | 6  | 96.81 | 15.4 | 14.9 | 14.2 |      | 19.8 | 24 | 4.2 |
|      | HT/VHT40, M16 to M23                | 3 | 15 | 6  | 96.81 | 15.4 | 14.9 | 14.2 |      | 19.8 | 24 | 4.2 |
|      | HT/VHT40, M0 to M7                  | 4 | 12 | 6  | 96.81 | 12.1 | 12   | 11.3 | 11.6 | 17.9 | 24 | 6.1 |
|      | HT/VHT40, M8 to M15                 | 4 | 14 | 6  | 96.81 | 14.2 | 13.9 | 13.3 | 13.4 | 19.9 | 24 | 4.1 |
|      | HT/VHT40, M16 to M23                | 4 | 14 | 6  | 96.81 | 14.2 | 13.9 | 13.3 | 13.4 | 19.9 | 24 | 4.1 |
|      | HT/VHT40, M24 to M31                | 4 | 14 | 6  | 96.81 | 14.2 | 13.9 | 13.3 | 13.4 | 19.9 | 24 | 4.1 |
|      | HT/VHT40 Beam Forming, M0 to M7     | 2 | 14 | 9  | 96.81 | 14.2 | 13.9 |      |      | 17.2 | 21 | 3.8 |
|      | HT/VHT40 Beam Forming, M8 to M15    | 2 | 16 | 6  | 96.81 | 16.2 | 15.7 |      |      | 19.1 | 24 | 4.9 |
|      | HT/VHT40 Beam Forming, M0 to M7     | 3 | 10 | 11 | 96.81 | 10.1 | 10   | 9.2  |      | 14.7 | 19 | 4.3 |
|      | HT/VHT40 Beam Forming, M8 to M15    | 3 | 14 | 8  | 96.81 | 14.2 | 13.9 | 13.3 |      | 18.7 | 22 | 3.3 |
|      | HT/VHT40 Beam Forming, M16 to M23   | 3 | 15 | 6  | 96.81 | 15.4 | 14.9 | 14.2 |      | 19.8 | 24 | 4.2 |
|      | HT/VHT40 Beam Forming, M0 to M7     | 4 | 8  | 12 | 96.81 | 8.2  | 7.8  | 7.2  | 7.3  | 13.8 | 18 | 4.2 |
|      | HT/VHT40 Beam Forming, M8 to M15    | 4 | 11 | 9  | 96.81 | 11.1 | 11   | 10.1 | 10.5 | 16.9 | 21 | 4.1 |
|      | HT/VHT40 Beam Forming, M16 to M23   | 4 | 13 | 7  | 96.81 | 13.3 | 12.9 | 12.2 | 12.4 | 18.9 | 23 | 4.1 |
|      | HT/VHT40 Beam Forming, M24 to M31   | 4 | 14 | 6  | 96.81 | 14.2 | 13.9 | 13.3 | 13.4 | 19.9 | 24 | 4.1 |
|      | HT/VHT40 STBC, M0 to M7             | 2 | 16 | 6  | 96.81 | 16.2 | 15.7 |      |      | 19.1 | 24 | 4.9 |
|      | HT/VHT40 STBC, M0 to M7             | 3 | 15 | 6  | 96.81 | 15.4 | 14.9 | 14.2 |      | 19.8 | 24 | 4.2 |
|      | HT/VHT40 STBC, M0 to M7             | 4 | 14 | 6  | 96.81 | 14.2 | 13.9 | 13.3 | 13.4 | 19.9 | 24 | 4.1 |
|      |                                     |   |    |    |       |      |      |      |      |      |    |     |
| 5320 | Non HT20, 6 to 54 Mbps              | 1 | 17 | 6  | 96.81 | 16.6 |      |      |      | 16.7 | 24 | 7.3 |
|      | Non HT20, 6 to 54 Mbps              | 2 | 16 | 6  | 96.81 | 15.6 | 15.2 |      |      | 18.6 | 24 | 5.4 |
|      | Non HT20, 6 to 54 Mbps              | 3 | 12 | 6  | 96.81 | 11.6 | 11.3 | 10.6 |      | 16.1 | 24 | 7.9 |
|      | Non HT20, 6 to 54 Mbps              | 4 | 10 | 6  | 96.81 | 9.4  | 9.3  | 8.6  | 8.6  | 15.2 | 24 | 8.8 |
|      | Non HT20 Beam Forming, 6 to 54 Mbps | 2 | 14 | 9  | 96.81 | 13.5 | 13.2 |      |      | 16.5 | 21 | 4.5 |
|      | Non HT20 Beam Forming, 6 to 54 Mbps | 3 | 11 | 11 | 96.81 | 10.5 | 10.3 | 9.7  |      | 15.1 | 19 | 3.9 |
|      | Non HT20 Beam Forming, 6 to 54 Mbps | 4 | 8  | 12 | 96.81 | 7.3  | 7.2  | 6.5  | 6.5  | 13.1 | 18 | 4.9 |
|      | HT/VHT20, M0 to M7                  | 1 | 17 | 6  | 98.62 | 16.4 |      |      |      | 16.5 | 24 | 7.5 |
|      | HT/VHT20, M0 to M7                  | 2 | 16 | 6  | 98.62 | 15.3 | 14.9 |      |      | 18.2 | 24 | 5.8 |
|      | HT/VHT20, M8 to M15                 | 2 | 17 | 6  | 98.62 | 16.4 | 15.9 |      |      | 19.2 | 24 | 4.8 |
|      | HT/VHT20, M0 to M7                  | 3 | 13 | 6  | 98.62 | 12.3 | 11.8 | 11.3 |      | 16.7 | 24 | 7.3 |
|      | HT/VHT20, M8 to M15                 | 3 | 16 | 6  | 98.62 | 15.3 | 14.9 | 14.3 |      | 19.7 | 24 | 4.3 |
|      | HT/VHT20, M16 to M23                | 3 | 16 | 6  | 98.62 | 15.3 | 14.9 | 14.3 |      | 19.7 | 24 | 4.3 |



|                                   |   |    |    |       |      |      |      |      |      |    |     |
|-----------------------------------|---|----|----|-------|------|------|------|------|------|----|-----|
| HT/VHT20, M0 to M7                | 4 | 11 | 6  | 98.62 | 10.2 | 10   | 9.4  | 9.4  | 15.8 | 24 | 8.2 |
| HT/VHT20, M8 to M15               | 4 | 14 | 6  | 98.62 | 13.4 | 13   | 12.4 | 12.5 | 18.9 | 24 | 5.1 |
| HT/VHT20, M16 to M23              | 4 | 15 | 6  | 98.62 | 14.2 | 14   | 13.3 | 13.6 | 19.9 | 24 | 4.1 |
| HT/VHT20, M24 to M31              | 4 | 15 | 6  | 98.62 | 14.2 | 14   | 13.3 | 13.6 | 19.9 | 24 | 4.1 |
| HT/VHT20 Beam Forming, M0 to M7   | 2 | 14 | 9  | 98.62 | 13.4 | 13   |      |      | 16.3 | 21 | 4.7 |
| HT/VHT20 Beam Forming, M8 to M15  | 2 | 17 | 6  | 98.62 | 16.4 | 15.9 |      |      | 19.2 | 24 | 4.8 |
| HT/VHT20 Beam Forming, M0 to M7   | 3 | 11 | 11 | 98.62 | 10.2 | 10   | 9.4  |      | 14.7 | 19 | 4.3 |
| HT/VHT20 Beam Forming, M8 to M15  | 3 | 14 | 8  | 98.62 | 13.4 | 13   | 12.4 |      | 17.8 | 22 | 4.2 |
| HT/VHT20 Beam Forming, M16 to M23 | 3 | 16 | 6  | 98.62 | 15.3 | 14.9 | 14.3 |      | 19.7 | 24 | 4.3 |
| HT/VHT20 Beam Forming, M0 to M7   | 4 | 8  | 12 | 98.62 | 6.9  | 6.9  | 6.1  | 6.1  | 12.6 | 18 | 5.4 |
| HT/VHT20 Beam Forming, M8 to M15  | 4 | 11 | 9  | 98.62 | 10.2 | 10   | 9.4  | 9.4  | 15.8 | 21 | 5.2 |
| HT/VHT20 Beam Forming, M16 to M23 | 4 | 13 | 7  | 98.62 | 12.3 | 11.8 | 11.3 | 11.5 | 17.8 | 23 | 5.2 |
| HT/VHT20 Beam Forming, M24 to M31 | 4 | 15 | 6  | 98.62 | 14.2 | 14   | 13.3 | 13.6 | 19.9 | 24 | 4.1 |
| HT/VHT20 STBC, M0 to M7           | 2 | 17 | 6  | 98.62 | 16.4 | 15.9 |      |      | 19.2 | 24 | 4.8 |
| HT/VHT20 STBC, M0 to M7           | 3 | 16 | 6  | 98.62 | 15.3 | 14.9 | 14.3 |      | 19.7 | 24 | 4.3 |
| HT/VHT20 STBC, M0 to M7           | 4 | 14 | 6  | 98.62 | 13.4 | 13   | 12.4 | 12.5 | 18.9 | 24 | 5.1 |

### 5.3.5 Maximum Conducted Output Power Plots



## **5.4 Power Spectral Density**

### **5.4.1 Power Spectral Density Test Requirement**

#### **15.407 (2)**

For the 5.25-5.35 GHz and 5.47-5.725 GHz bands ... the maximum power spectral density shall not exceed 11 dBm in any 1-megahertz band. If transmitting antennas of directional gain greater than 6dBi are used, both the maximum conducted output power and the maximum power spectral density shall be reduced by the amount in dB that the directional gain of the antenna exceeds 6dBi.

#### **15.407 (5)**

The maximum power spectral density is measured as a conducted emission by direct connection of a calibrated test instrument to the equipment under test. If the device cannot be connected directly, alternative techniques acceptable to the Commission may be used. Measurements in the 5.15-5.25 GHz, 5.25-5.35 GHz, and the 5.47-5.725 GHz bands are made over a bandwidth of 1 MHz or the 26dB emission bandwidth of the device, whichever is less. A narrower resolution bandwidth can be used, provided that the measured power is integrated over the full reference bandwidth.

## 5.4.2 Power Spectral Density Test Procedure

Referencing “644545 D03 Guidance for IEEE 802.11ac v01”, covering signals that cross the boundary between two adjacent UNII bands, the FCC describes a procedure to measure EBW, power, and PSD in each UNII band. For the case of a 160MHz signal equally distributed between UNII-1 and UNII-2a, we apply the following alternate procedure.

Rather than measure:

- The half of the signal in UNII-1, measured against the 30dBm power / 17dBm/MHz PSD limits
- The half of the signal in UNII-2a, measured against the 24dBm power / 11dBm/MHz PSD limits

If a 160MHz signal (equally distributed between the two bands) produces a total power of 27dBm across the entire 160 MHz EBW, the total power in each band would be half of the total, or 24dBm (which meets both the UNII-1 and UNII-2a limits) and would have a PSD no greater than 11dBm/MHz in either sub-band.

Given these facts, we have measured the complete 160 MHz EBW (across both sub-bands) against 27dBm power and 11dBm/MHz PSD limits, rather than individual sub band measurements against the individual sub band limits.”

Ref. KDB 789033 D02 General UNII Test Procedures New Rules v01r02

### F. Maximum Power Spectral Density (PSD)

| <b>Power Spectral Density</b><br>Test Procedure   |
|---|
| <p>The rules require “maximum power spectral density” measurements where the intent is to measure the maximum value of the time average of the power spectral density measured during a period of continuous transmission.</p> <ol style="list-style-type: none"> <li>1. Create an average power spectrum for the EUT operating mode being tested by following the instructions in section II.E.2. for measuring maximum conducted output power using a spectrum analyzer or EMI receiver: select the appropriate test method (SA-1, SA-2, SA-3, or alternatives to each) and apply it up to, but not including, the step labeled, “Compute power...”. (This procedure is required even if the maximum conducted output power measurement was performed using a power meter, method PM.)</li> <li>2. Use the peak search function on the instrument to find the peak of the spectrum and record its value.</li> <li>3. Make the following adjustments to the peak value of the spectrum, if applicable: a) If Method SA-2 or SA-2 Alternative was used, add <math>10 \log(1/x)</math>, where <math>x</math> is the duty cycle, to the peak of the spectrum. b) If Method SA-3 Alternative was used and the linear mode was used in step II.E.2.g)(viii), add 1 dB to the final result to compensate for the difference between linear averaging and power averaging.</li> <li>4. The result is the Maximum PSD over 1 MHz reference bandwidth.</li> </ol> |

Ref. KDB 789033 D02 General UNII Test Procedures New Rules v01r02

### 2. Measurement using a Spectrum Analyzer or EMI Receiver (SA), (d) Method SA-2

| <b>Power Spectral Density</b><br>Test parameters   |
|--|
| <p>Method SA-2 (trace averaging across on and off times of the EUT transmissions, followed by duty cycle correction).</p> <ol style="list-style-type: none"> <li>(i) Measure the duty cycle, <math>x</math>, of the transmitter output signal as described in section II.B.</li> <li>(ii) Set span to encompass the EBW (or, alternatively, the entire 99% occupied bandwidth) of the signal.</li> </ol> |

- (iii) Set RBW = 1MHz.
  - (iv) Set VBW  $\geq$  3MHz.
  - (v) Number of points in sweep  $\geq$  2 Span / RBW. (This ensures that bin-to-bin spacing is  $\leq$  RBW/2, so that narrowband signals are not lost between frequency bins.)
  - (vi) Sweep time = auto.
  - (vii) Detector = RMS (i.e., power averaging), if available. Otherwise, use sample detector mode.
  - (viii) Do not use sweep triggering. Allow the sweep to “free run”.
  - (ix) Trace average at least 100 traces in power averaging (i.e., RMS) mode; however, the number of traces to be averaged shall be increased above 100 as needed to ensure that the average accurately represents the true average over the on and off periods of the transmitter.
  - (x) Compute power by integrating the spectrum across the EBW (or, alternatively, the entire 99% occupied bandwidth) of the signal using the instrument’s band power measurement function with band limits set equal to the EBW (or occupied bandwidth)
- F. Maximum Power Spectral Density (PSD)**
- 2. Use the peak search function on the instrument to find the peak of the spectrum and record its value.
  - 3. Make the following adjustments to the peak value of the spectrum, if applicable: a) If Method SA-2 or SA-2 Alternative was used, add  $10 \log(1/x)$ , where x is the duty cycle, to the peak of the spectrum.

The “measure-and-sum technique” is used for measuring in-band transmit power of a device. In the measure-and-sum approach, the conducted emission level is measured at each antenna port. The measured results at the various antenna ports are then summed mathematically to determine the total emission level from the device. Summing is performed in linear power units. ANSI C63.10 section 14.3.2.2

### 5.4.3 Power Spectral Density Test Information

#### Samples, Systems, and Modes

| System Number | Description | Samples | System under test                   | Support equipment                   |
|---------------|-------------|---------|-------------------------------------|-------------------------------------|
| 1             | EUT         | S01     | <input checked="" type="checkbox"/> | <input type="checkbox"/>            |
|               | Support     | S02     | <input type="checkbox"/>            | <input checked="" type="checkbox"/> |

|  |  |
|--|--|
| Tested By:<br>Julian Land, Abhishek Upadhyay | Date of testing:<br>March 6, 2019 - March 26, 2019 |
| Test Result: PASS                            |  |

#### Test Equipment

See Appendix A for list of test equipment

#### 5.4.4 Power Spectral Density Data Table

| Frequency (MHz) | Mode                                | Tx Paths | Index Power (dBm) | Correlated Antenna Gain (dBi) | Duty Cycle (%) | Tx 1 PSD (dBm/MHz) | Tx 2 PSD (dBm/MHz) | Tx 3 PSD (dBm/MHz) | Tx 4 PSD (dBm/MHz) | Total PSD (dBm/MHz) | Limit (dBm/MHz) | Margin (dB) |
|-----------------|-------------------------------------|----------|-------------------|-------------------------------|----------------|--------------------|--------------------|--------------------|--------------------|---------------------|-----------------|-------------|
| 5260            | Non HT20, 6 to 54 Mbps              | 1        | 17                | 6                             | 96.81          | 5.8                |                    |                    |                    | 5.9                 | 11              | 5.1         |
|                 | Non HT20, 6 to 54 Mbps              | 2        | 16                | 9                             | 96.81          | 4.8                | 4.5                |                    |                    | 7.8                 | 8               | 0.2         |
|                 | Non HT20, 6 to 54 Mbps              | 3        | 12                | 11                            | 96.81          | 0.9                | 0.5                | -0.5               |                    | 5.3                 | 6               | 0.7         |
|                 | Non HT20, 6 to 54 Mbps              | 4        | 10                | 12                            | 96.81          | -1.6               | -1.6               | -2.6               | -2.3               | 4.2                 | 5               | 0.8         |
|                 | Non HT20 Beam Forming, 6 to 54 Mbps | 2        | 14                | 9                             | 96.81          | 2.7                | 2                  |                    |                    | 5.5                 | 8               | 2.5         |
|                 | Non HT20 Beam Forming, 6 to 54 Mbps | 3        | 11                | 11                            | 96.81          | -0.3               | -0.7               | -1.6               |                    | 4.1                 | 6               | 1.9         |
|                 | Non HT20 Beam Forming, 6 to 54 Mbps | 4        | 8                 | 12                            | 96.81          | -3.5               | -4                 | -4.3               | -4.5               | 2.1                 | 5               | 2.9         |
|                 | HT/VHT20, M0 to M7                  | 1        | 17                | 6                             | 98.62          | 5.1                |                    |                    |                    | 5.2                 | 11              | 5.8         |
|                 | HT/VHT20, M0 to M7                  | 2        | 16                | 9                             | 98.62          | 4.4                | 3.7                |                    |                    | 7.1                 | 8               | 0.9         |
|                 | HT/VHT20, M8 to M15                 | 2        | 17                | 6                             | 98.62          | 5.1                | 4.8                |                    |                    | 8                   | 11              | 3           |
|                 | HT/VHT20, M0 to M7                  | 3        | 13                | 11                            | 98.62          | 1                  | 0.6                | 0.2                |                    | 5.4                 | 6               | 0.6         |
|                 | HT/VHT20, M8 to M15                 | 3        | 16                | 8                             | 98.62          | 4.4                | 3.7                | 3.2                |                    | 8.6                 | 9               | 0.4         |
|                 | HT/VHT20, M16 to M23                | 3        | 16                | 6                             | 98.62          | 4.4                | 3.7                | 3.2                |                    | 8.6                 | 11              | 2.4         |
|                 | HT/VHT20, M0 to M7                  | 4        | 11                | 12                            | 98.62          | -1.1               | -1.2               | -1.6               | -1.6               | 4.7                 | 5               | 0.3         |
|                 | HT/VHT20, M8 to M15                 | 4        | 14                | 9                             | 98.62          | 2                  | 1.8                | 1.3                | 1.2                | 7.7                 | 8               | 0.3         |
|                 | HT/VHT20, M16 to M23                | 4        | 15                | 7                             | 98.62          | 2.9                | 2.7                | 2.1                | 2.5                | 8.6                 | 10              | 1.4         |
|                 | HT/VHT20, M24 to M31                | 4        | 15                | 6                             | 98.62          | 2.9                | 2.7                | 2.1                | 2.5                | 8.6                 | 11              | 2.4         |
|                 | HT/VHT20 Beam Forming, M0 to M7     | 2        | 14                | 9                             | 98.62          | 2                  | 1.8                |                    |                    | 5                   | 8               | 3           |
|                 | HT/VHT20 Beam Forming, M8 to M15    | 2        | 17                | 6                             | 98.62          | 5.1                | 4.8                |                    |                    | 8                   | 11              | 3           |
|                 | HT/VHT20 Beam Forming, M0 to M7     | 3        | 11                | 11                            | 98.62          | -1.1               | -1.2               | -1.6               |                    | 3.5                 | 6               | 2.5         |
|                 | HT/VHT20 Beam Forming, M8 to M15    | 3        | 14                | 8                             | 98.62          | 2                  | 1.8                | 1.3                |                    | 6.5                 | 9               | 2.5         |
|                 | HT/VHT20 Beam Forming, M16 to M23   | 3        | 16                | 6                             | 98.62          | 4.4                | 3.7                | 3.2                |                    | 8.6                 | 11              | 2.4         |
|                 | HT/VHT20 Beam Forming, M0 to M7     | 4        | 8                 | 12                            | 98.62          | -4                 | -4.4               | -5                 | -4.7               | 1.6                 | 5               | 3.4         |
|                 | HT/VHT20 Beam Forming, M8 to M15    | 4        | 11                | 9                             | 98.62          | -1.1               | -1.2               | -1.6               | -1.6               | 4.7                 | 8               | 3.3         |
|                 | HT/VHT20 Beam Forming, M16 to M23   | 4        | 13                | 7                             | 98.62          | 1                  | 0.6                | 0.2                | 0.5                | 6.7                 | 10              | 3.3         |
|                 | HT/VHT20 Beam Forming, M24 to M31   | 4        | 15                | 6                             | 98.62          | 2.9                | 2.7                | 2.1                | 2.5                | 8.6                 | 11              | 2.4         |
|                 | HT/VHT20 STBC, M0 to M7             | 2        | 17                | 6                             | 98.62          | 5.1                | 4.8                |                    |                    | 8                   | 11              | 3           |
|                 | HT/VHT20 STBC, M0 to M7             | 3        | 16                | 8                             | 98.62          | 4.4                | 3.7                | 3.2                |                    | 8.6                 | 9               | 0.4         |
|                 | HT/VHT20 STBC, M0 to M7             | 4        | 14                | 9                             | 98.62          | 2                  | 1.8                | 1.3                | 1.2                | 7.7                 | 8               | 0.3         |
|                 |                                     |          |                   |                               |                |                    |                    |                    |                    |                     |                 |             |

|      |                                   |   |    |    |       |      |      |      |      |      |    |      |
|------|-----------------------------------|---|----|----|-------|------|------|------|------|------|----|------|
| 5270 | Non HT40, 6 to 54 Mbps            | 1 | 17 | 6  | 96.63 | 3.7  |      |      |      | 3.9  | 11 | 7.2  |
|      | Non HT40, 6 to 54 Mbps            | 2 | 17 | 9  | 96.63 | 3.7  | 3.6  |      |      | 6.8  | 8  | 1.2  |
|      | Non HT40, 6 to 54 Mbps            | 3 | 14 | 11 | 96.63 | 1.2  | 0.1  | 0    |      | 5.4  | 6  | 0.6  |
|      | Non HT40, 6 to 54 Mbps            | 4 | 12 | 12 | 96.63 | -1.1 | -1.6 | -1.7 | -1.9 | 4.6  | 5  | 0.4  |
|      | HT/VHT40, M0 to M7                | 1 | 17 | 6  | 96.81 | 3.7  |      |      |      | 3.8  | 11 | 7.2  |
|      | HT/VHT40, M0 to M7                | 2 | 17 | 9  | 96.81 | 3.7  | 2.8  |      |      | 6.4  | 8  | 1.6  |
|      | HT/VHT40, M8 to M15               | 2 | 17 | 6  | 96.81 | 3.7  | 2.8  |      |      | 6.4  | 11 | 4.6  |
|      | HT/VHT40, M0 to M7                | 3 | 15 | 11 | 96.81 | 1.4  | 0.7  | 0.3  |      | 5.7  | 6  | 0.3  |
|      | HT/VHT40, M8 to M15               | 3 | 16 | 8  | 96.81 | 2.3  | 1.8  | 1.4  |      | 6.8  | 9  | 2.2  |
|      | HT/VHT40, M16 to M23              | 3 | 16 | 6  | 96.81 | 2.3  | 1.8  | 1.4  |      | 6.8  | 11 | 4.2  |
|      | HT/VHT40, M0 to M7                | 4 | 13 | 12 | 96.81 | -1   | -1.1 | -1.7 | -1.8 | 4.8  | 5  | 0.2  |
|      | HT/VHT40, M8 to M15               | 4 | 15 | 9  | 96.81 | 1.4  | 0.7  | 0.3  | 0.2  | 6.8  | 8  | 1.2  |
|      | HT/VHT40, M16 to M23              | 4 | 15 | 7  | 96.81 | 1.4  | 0.7  | 0.3  | 0.2  | 6.8  | 10 | 3.2  |
|      | HT/VHT40, M24 to M31              | 4 | 15 | 6  | 96.81 | 1.4  | 0.7  | 0.3  | 0.2  | 6.8  | 11 | 4.2  |
|      | HT/VHT40 Beam Forming, M0 to M7   | 2 | 14 | 9  | 96.81 | 0    | -0.1 |      |      | 3.1  | 8  | 4.9  |
|      | HT/VHT40 Beam Forming, M8 to M15  | 2 | 17 | 6  | 96.81 | 3.7  | 2.8  |      |      | 6.4  | 11 | 4.6  |
|      | HT/VHT40 Beam Forming, M0 to M7   | 3 | 11 | 11 | 96.81 | -3   | -3.1 | -4.1 |      | 1.5  | 6  | 4.5  |
|      | HT/VHT40 Beam Forming, M8 to M15  | 3 | 14 | 8  | 96.81 | 0    | -0.1 | -0.6 |      | 4.7  | 9  | 4.3  |
|      | HT/VHT40 Beam Forming, M16 to M23 | 3 | 16 | 6  | 96.81 | 2.3  | 1.8  | 1.4  |      | 6.8  | 11 | 4.2  |
|      | HT/VHT40 Beam Forming, M0 to M7   | 4 | 8  | 12 | 96.81 | -5.8 | -6.1 | -7.1 | -6.6 | -0.2 | 5  | 5.2  |
|      | HT/VHT40 Beam Forming, M8 to M15  | 4 | 11 | 9  | 96.81 | -3   | -3.1 | -4.1 | -3.8 | 2.7  | 8  | 5.3  |
|      | HT/VHT40 Beam Forming, M16 to M23 | 4 | 13 | 7  | 96.81 | -1   | -1.1 | -1.7 | -1.8 | 4.8  | 10 | 5.2  |
|      | HT/VHT40 Beam Forming, M24 to M31 | 4 | 15 | 6  | 96.81 | 1.4  | 0.7  | 0.3  | 0.2  | 6.8  | 11 | 4.2  |
|      | HT/VHT40 STBC, M0 to M7           | 2 | 17 | 6  | 96.81 | 3.7  | 2.8  |      |      | 6.4  | 11 | 4.6  |
|      | HT/VHT40 STBC, M0 to M7           | 3 | 16 | 8  | 96.81 | 2.3  | 1.8  | 1.4  |      | 6.8  | 9  | 2.2  |
|      | HT/VHT40 STBC, M0 to M7           | 4 | 15 | 9  | 96.81 | 1.4  | 0.7  | 0.3  | 0.2  | 6.8  | 8  | 1.2  |
| 5290 |                                   |   |    |    |       |      |      |      |      |      |    |      |
|      | Non HT80, 6 to 54 Mbps            | 1 | 15 | 6  | 96.63 | -2.3 |      |      |      | -2.2 | 11 | 13.2 |
|      | Non HT80, 6 to 54 Mbps            | 2 | 14 | 9  | 96.63 | -3.2 | -3.4 |      |      | -0.1 | 8  | 8.1  |
|      | Non HT80, 6 to 54 Mbps            | 3 | 14 | 11 | 96.63 | -3.2 | -3.4 | -4   |      | 1.4  | 6  | 4.6  |
|      | Non HT80, 6 to 54 Mbps            | 4 | 13 | 12 | 96.63 | -4.3 | -4.6 | -4.8 | -4.9 | 1.5  | 5  | 3.5  |
|      | VHT80, M0 to M9 1ss               | 1 | 15 | 6  | 85.23 | -2.6 |      |      |      | -1.9 | 11 | 12.9 |
|      | VHT80, M0 to M9 1ss               | 2 | 13 | 9  | 85.23 | -4.4 | -5.2 |      |      | -1.1 | 8  | 9.1  |
|      | VHT80, M0 to M9 2ss               | 2 | 13 | 6  | 85.23 | -4.4 | -5.2 |      |      | -1.1 | 11 | 12.1 |
|      | VHT80, M0 to M9 1ss               | 3 | 13 | 11 | 85.23 | -4.4 | -5.2 | -5.6 |      | 0.4  | 6  | 5.6  |
|      | VHT80, M0 to M9 2ss               | 3 | 13 | 8  | 85.23 | -4.4 | -5.2 | -5.6 |      | 0.4  | 9  | 8.6  |
|      | VHT80, M0 to M9 3ss               | 3 | 13 | 6  | 85.23 | -4.4 | -5.2 | -5.6 |      | 0.4  | 11 | 10.6 |
|      | VHT80, M0 to M9 1ss               | 4 | 12 | 12 | 85.23 | -5.6 | -5.9 | -6.7 | -6.5 | 0.6  | 5  | 4.4  |
|      | VHT80, M0 to M9 2ss               | 4 | 12 | 9  | 85.23 | -5.6 | -5.9 | -6.7 | -6.5 | 0.6  | 8  | 7.4  |
|      | VHT80, M0 to M9 3ss               | 4 | 12 | 7  | 85.23 | -5.6 | -5.9 | -6.7 | -6.5 | 0.6  | 10 | 9.4  |
|      | VHT80, M0 to M9 4ss               | 4 | 12 | 6  | 85.23 | -5.6 | -5.9 | -6.7 | -6.5 | 0.6  | 11 | 10.4 |



|      |                                     |          |           |          |              |            |            |            |      |          |          |          |
|------|-------------------------------------|----------|-----------|----------|--------------|------------|------------|------------|------|----------|----------|----------|
|      | VHT80 Beam Forming, M0 to M9 1ss    | 2        | 11        | 9        | 85.23        | -6.8       | -6.9       |            |      | -3.1     | 8        | 11.1     |
|      | VHT80 Beam Forming, M0 to M9 2ss    | 2        | 13        | 6        | 85.23        | -4.4       | -5.2       |            |      | -1.1     | 11       | 12.1     |
|      | VHT80 Beam Forming, M0 to M9 1ss    | 3        | 8         | 11       | 85.23        | -9.6       | -10.6      | -10.8      |      | -4.8     | 6        | 10.8     |
|      | VHT80 Beam Forming, M0 to M9 2ss    | 3        | 11        | 8        | 85.23        | -6.8       | -6.9       | -7.8       |      | -1.7     | 9        | 10.7     |
|      | VHT80 Beam Forming, M0 to M9 3ss    | 3        | 13        | 6        | 85.23        | -4.4       | -5.2       | -5.6       |      | 0.4      | 11       | 10.6     |
|      | VHT80 Beam Forming, M0 to M9 1ss    | 4        | 5         | 12       | 85.23        | -13.4      | -13.5      | -13.9      | -14  | -7       | 5        | 12       |
|      | VHT80 Beam Forming, M0 to M9 2ss    | 4        | 9         | 9        | 85.23        | -9.2       | -9.3       | -10.1      | -9.7 | -2.8     | 8        | 10.8     |
|      | VHT80 Beam Forming, M0 to M9 3ss    | 4        | 11        | 7        | 85.23        | -6.8       | -6.9       | -7.8       | -7.4 | -0.5     | 10       | 10.5     |
|      | VHT80 Beam Forming, M0 to M9 4ss    | 4        | 12        | 6        | 85.23        | -5.6       | -5.9       | -6.7       | -6.5 | 0.6      | 11       | 10.4     |
|      | VHT80 STBC, M0 to M9 1ss            | 2        | 13        | 6        | 85.23        | -4.4       | -5.2       |            |      | -1.1     | 11       | 12.1     |
|      | VHT80 STBC, M0 to M9 1ss            | 3        | 13        | 6        | 85.23        | -4.4       | -5.2       | -5.6       |      | 0.4      | 11       | 10.6     |
|      | VHT80 STBC, M0 to M9 1ss            | 4        | 12        | 6        | 85.23        | -5.6       | -5.9       | -6.7       | -6.5 | 0.6      | 11       | 10.4     |
|      |                                     |          |           |          |              |            |            |            |      |          |          |          |
| 5300 | Non HT20, 6 to 54 Mbps              | 1        | 17        | 6        | 96.81        | 5.8        |            |            |      | 5.9      | 11       | 5.1      |
|      | Non HT20, 6 to 54 Mbps              | 2        | 16        | 9        | 96.81        | 4.9        | 4.4        |            |      | 7.8      | 8        | 0.2      |
|      | Non HT20, 6 to 54 Mbps              | 3        | 12        | 11       | 96.81        | 0.4        | 0.7        | -0.3       |      | 5.2      | 6        | 0.8      |
|      | Non HT20, 6 to 54 Mbps              | 4        | 10        | 12       | 96.81        | -1.1       | -1.5       | -2.1       | -2.1 | 4.5      | 5        | 0.5      |
|      | Non HT20 Beam Forming, 6 to 54 Mbps | 2        | 14        | 9        | 96.81        | 3.1        | 2.4        |            |      | 5.9      | 8        | 2.1      |
|      | Non HT20 Beam Forming, 6 to 54 Mbps | 3        | 11        | 11       | 96.81        | -0.4       | -0.9       | -1.2       |      | 4.1      | 6        | 1.9      |
|      | Non HT20 Beam Forming, 6 to 54 Mbps | 4        | 8         | 12       | 96.81        | -3.2       | -3.5       | -4.2       | -3.9 | 2.5      | 5        | 2.5      |
|      | HT/VHT20, M0 to M7                  | 1        | 17        | 6        | 98.62        | 5.2        |            |            |      | 5.3      | 11       | 5.7      |
|      | HT/VHT20, M0 to M7                  | 2        | 16        | 9        | 98.62        | 4.4        | 4.4        |            |      | 7.5      | 8        | 0.5      |
|      | HT/VHT20, M8 to M15                 | 2        | 17        | 6        | 98.62        | 5.2        | 4.9        |            |      | 8.1      | 11       | 2.9      |
|      | HT/VHT20, M0 to M7                  | 3        | 13        | 11       | 98.62        | 1.3        | 0.9        | 0.3        |      | 5.7      | 6        | 0.3      |
|      | <b>HT/VHT20, M8 to M15</b>          | <b>3</b> | <b>16</b> | <b>8</b> | <b>98.62</b> | <b>4.4</b> | <b>4.4</b> | <b>3.6</b> |      | <b>9</b> | <b>9</b> | <b>0</b> |
|      | HT/VHT20, M16 to M23                | 3        | 16        | 6        | 98.62        | 4.4        | 4.4        | 3.6        |      | 9        | 11       | 2        |
|      | HT/VHT20, M0 to M7                  | 4        | 11        | 12       | 98.62        | -0.8       | -1.1       | -1.8       | -1.4 | 4.8      | 5        | 0.2      |
|      | HT/VHT20, M8 to M15                 | 4        | 14        | 9        | 98.62        | 2.1        | 1.8        | 1.9        | 1.3  | 7.9      | 8        | 0.1      |
|      | HT/VHT20, M16 to M23                | 4        | 15        | 7        | 98.62        | 3          | 3          | 2          | 2.6  | 8.7      | 10       | 1.3      |
|      | HT/VHT20, M24 to M31                | 4        | 15        | 6        | 98.62        | 3          | 3          | 2          | 2.6  | 8.7      | 11       | 2.3      |
|      | HT/VHT20 Beam Forming, M0 to M7     | 2        | 14        | 9        | 98.62        | 2.1        | 1.8        |            |      | 5        | 8        | 3        |
|      | HT/VHT20 Beam Forming, M8 to M15    | 2        | 17        | 6        | 98.62        | 5.2        | 4.9        |            |      | 8.1      | 11       | 2.9      |
|      | HT/VHT20 Beam Forming, M0 to M7     | 3        | 11        | 11       | 98.62        | -0.8       | -1.1       | -1.8       |      | 3.6      | 6        | 2.4      |
|      | HT/VHT20 Beam Forming, M8 to M15    | 3        | 14        | 8        | 98.62        | 2.1        | 1.8        | 1.9        |      | 6.8      | 9        | 2.2      |
|      | HT/VHT20 Beam Forming, M16 to M23   | 3        | 16        | 6        | 98.62        | 4.4        | 4.4        | 3.6        |      | 9        | 11       | 2        |
|      | HT/VHT20 Beam Forming, M0 to M7     | 4        | 8         | 12       | 98.62        | -3.7       | -3.8       | -4.8       | -4.7 | 1.9      | 5        | 3.1      |
|      | HT/VHT20 Beam Forming, M8 to M15    | 4        | 11        | 9        | 98.62        | -0.8       | -1.1       | -1.8       | -1.4 | 4.8      | 8        | 3.2      |
|      | HT/VHT20 Beam Forming, M16 to M23   | 4        | 13        | 7        | 98.62        | 1.3        | 0.9        | 0.3        | 0.4  | 6.8      | 10       | 3.2      |
|      | HT/VHT20 Beam Forming, M24 to M31   | 4        | 15        | 6        | 98.62        | 3          | 3          | 2          | 2.6  | 8.7      | 11       | 2.3      |
|      | HT/VHT20 STBC, M0 to M7             | 2        | 17        | 6        | 98.62        | 5.2        | 4.9        |            |      | 8.1      | 11       | 2.9      |
|      | HT/VHT20 STBC, M0 to M7             | 3        | 16        | 8        | 98.62        | 4.4        | 4.4        | 3.6        |      | 9        | 9        | 0        |

|      |                                     |   |    |    |       |      |      |      |      |      |    |     |
|------|-------------------------------------|---|----|----|-------|------|------|------|------|------|----|-----|
|      | HT/VHT20 STBC, M0 to M7             | 4 | 14 | 9  | 98.62 | 2.1  | 1.8  | 1.9  | 1.3  | 7.9  | 8  | 0.1 |
|      |                                     |   |    |    |       |      |      |      |      |      |    |     |
| 5310 | Non HT40, 6 to 54 Mbps              | 1 | 17 | 6  | 96.63 | 4    |      |      |      | 4.2  | 11 | 6.9 |
|      | Non HT40, 6 to 54 Mbps              | 2 | 16 | 9  | 96.63 | 3.1  | 2.7  |      |      | 6.1  | 8  | 1.9 |
|      | Non HT40, 6 to 54 Mbps              | 3 | 14 | 11 | 96.63 | 1.1  | 0.6  | 0    |      | 5.5  | 6  | 0.5 |
|      | Non HT40, 6 to 54 Mbps              | 4 | 12 | 12 | 96.63 | -1.1 | -1.3 | -1.7 | -1.3 | 4.8  | 5  | 0.2 |
|      | HT/VHT40, M0 to M7                  | 1 | 16 | 6  | 96.81 | 2.4  |      |      |      | 2.5  | 11 | 8.5 |
|      | HT/VHT40, M0 to M7                  | 2 | 16 | 9  | 96.81 | 2.4  | 1.8  |      |      | 5.3  | 8  | 2.7 |
|      | HT/VHT40, M8 to M15                 | 2 | 16 | 6  | 96.81 | 2.4  | 1.8  |      |      | 5.3  | 11 | 5.7 |
|      | HT/VHT40, M0 to M7                  | 3 | 14 | 11 | 96.81 | 0.4  | 0    | -0.6 |      | 4.9  | 6  | 1.1 |
|      | HT/VHT40, M8 to M15                 | 3 | 15 | 8  | 96.81 | 1.6  | 1.3  | 0.8  |      | 6.2  | 9  | 2.8 |
|      | HT/VHT40, M16 to M23                | 3 | 15 | 6  | 96.81 | 1.6  | 1.3  | 0.8  |      | 6.2  | 11 | 4.8 |
|      | HT/VHT40, M0 to M7                  | 4 | 12 | 12 | 96.81 | -1.4 | -1.7 | -2.5 | -2.2 | 4.2  | 5  | 0.8 |
|      | HT/VHT40, M8 to M15                 | 4 | 14 | 9  | 96.81 | 0.4  | 0    | -0.6 | -0.4 | 6    | 8  | 2   |
|      | HT/VHT40, M16 to M23                | 4 | 14 | 7  | 96.81 | 0.4  | 0    | -0.6 | -0.4 | 6    | 10 | 4   |
|      | HT/VHT40, M24 to M31                | 4 | 14 | 6  | 96.81 | 0.4  | 0    | -0.6 | -0.4 | 6    | 11 | 5   |
|      | HT/VHT40 Beam Forming, M0 to M7     | 2 | 14 | 9  | 96.81 | 0.4  | 0    |      |      | 3.4  | 8  | 4.6 |
|      | HT/VHT40 Beam Forming, M8 to M15    | 2 | 16 | 6  | 96.81 | 2.4  | 1.8  |      |      | 5.3  | 11 | 5.7 |
|      | HT/VHT40 Beam Forming, M0 to M7     | 3 | 10 | 11 | 96.81 | -4   | -3.8 | -4.4 |      | 0.9  | 6  | 5.1 |
|      | HT/VHT40 Beam Forming, M8 to M15    | 3 | 14 | 8  | 96.81 | 0.4  | 0    | -0.6 |      | 4.9  | 9  | 4.1 |
|      | HT/VHT40 Beam Forming, M16 to M23   | 3 | 15 | 6  | 96.81 | 1.6  | 1.3  | 0.8  |      | 6.2  | 11 | 4.8 |
|      | HT/VHT40 Beam Forming, M0 to M7     | 4 | 8  | 12 | 96.81 | -5.8 | -6   | -6.7 | -6.6 | -0.1 | 5  | 5.1 |
|      | HT/VHT40 Beam Forming, M8 to M15    | 4 | 11 | 9  | 96.81 | -2.7 | -2.8 | -3.7 | -3.2 | 3.1  | 8  | 4.9 |
|      | HT/VHT40 Beam Forming, M16 to M23   | 4 | 13 | 7  | 96.81 | -0.7 | -0.9 | -1.6 | -1.4 | 5    | 10 | 5   |
|      | HT/VHT40 Beam Forming, M24 to M31   | 4 | 14 | 6  | 96.81 | 0.4  | 0    | -0.6 | -0.4 | 6    | 11 | 5   |
|      | HT/VHT40 STBC, M0 to M7             | 2 | 16 | 6  | 96.81 | 2.4  | 1.8  |      |      | 5.3  | 11 | 5.7 |
|      | HT/VHT40 STBC, M0 to M7             | 3 | 15 | 8  | 96.81 | 1.6  | 1.3  | 0.8  |      | 6.2  | 9  | 2.8 |
|      | HT/VHT40 STBC, M0 to M7             | 4 | 14 | 9  | 96.81 | 0.4  | 0    | -0.6 | -0.4 | 6    | 8  | 2   |
|      |                                     |   |    |    |       |      |      |      |      |      |    |     |
| 5320 | Non HT20, 6 to 54 Mbps              | 1 | 17 | 6  | 96.81 | 5.6  |      |      |      | 5.7  | 11 | 5.3 |
|      | Non HT20, 6 to 54 Mbps              | 2 | 16 | 9  | 96.81 | 4.7  | 4    |      |      | 7.5  | 8  | 0.5 |
|      | Non HT20, 6 to 54 Mbps              | 3 | 12 | 11 | 96.81 | 0.9  | 0.8  | -0.1 |      | 5.5  | 6  | 0.5 |
|      | Non HT20, 6 to 54 Mbps              | 4 | 10 | 12 | 96.81 | -1.1 | -1.4 | -2   | -2.2 | 4.5  | 5  | 0.5 |
|      | Non HT20 Beam Forming, 6 to 54 Mbps | 2 | 14 | 9  | 96.81 | 2.6  | 2.5  |      |      | 5.7  | 8  | 2.3 |
|      | Non HT20 Beam Forming, 6 to 54 Mbps | 3 | 11 | 11 | 96.81 | -0.4 | -0.2 | -0.9 |      | 4.4  | 6  | 1.6 |
|      | Non HT20 Beam Forming, 6 to 54 Mbps | 4 | 8  | 12 | 96.81 | -3.3 | -3.6 | -4.1 | -3.9 | 2.4  | 5  | 2.6 |
|      | HT/VHT20, M0 to M7                  | 1 | 17 | 6  | 98.62 | 5.8  |      |      |      | 5.9  | 11 | 5.1 |
|      | HT/VHT20, M0 to M7                  | 2 | 16 | 9  | 98.62 | 4.3  | 4.4  |      |      | 7.4  | 8  | 0.6 |
|      | HT/VHT20, M8 to M15                 | 2 | 17 | 6  | 98.62 | 5.8  | 5    |      |      | 8.5  | 11 | 2.5 |
|      | HT/VHT20, M0 to M7                  | 3 | 13 | 11 | 98.62 | 1    | 0.6  | 0.2  |      | 5.4  | 6  | 0.6 |
|      | HT/VHT20, M8 to M15                 | 3 | 16 | 8  | 98.62 | 4.3  | 4.4  | 3.1  |      | 8.8  | 9  | 0.2 |

|                                   |   |    |    |       |      |      |      |      |     |    |     |
|-----------------------------------|---|----|----|-------|------|------|------|------|-----|----|-----|
| HT/VHT20, M16 to M23              | 3 | 16 | 6  | 98.62 | 4.3  | 4.4  | 3.1  |      | 8.8 | 11 | 2.2 |
| HT/VHT20, M0 to M7                | 4 | 11 | 12 | 98.62 | -0.6 | -0.9 | -1.6 | -1.7 | 4.9 | 5  | 0.1 |
| HT/VHT20, M8 to M15               | 4 | 14 | 9  | 98.62 | 2.5  | 2    | 1.4  | 1.4  | 7.9 | 8  | 0.1 |
| HT/VHT20, M16 to M23              | 4 | 15 | 7  | 98.62 | 3.2  | 3    | 2.3  | 2.4  | 8.8 | 10 | 1.2 |
| HT/VHT20, M24 to M31              | 4 | 15 | 6  | 98.62 | 3.2  | 3    | 2.3  | 2.4  | 8.8 | 11 | 2.2 |
| HT/VHT20 Beam Forming, M0 to M7   | 2 | 14 | 9  | 98.62 | 2.5  | 2    |      |      | 5.3 | 8  | 2.7 |
| HT/VHT20 Beam Forming, M8 to M15  | 2 | 17 | 6  | 98.62 | 5.8  | 5    |      |      | 8.5 | 11 | 2.5 |
| HT/VHT20 Beam Forming, M0 to M7   | 3 | 11 | 11 | 98.62 | -0.6 | -0.9 | -1.6 |      | 3.8 | 6  | 2.2 |
| HT/VHT20 Beam Forming, M8 to M15  | 3 | 14 | 8  | 98.62 | 2.5  | 2    | 1.4  |      | 6.8 | 9  | 2.2 |
| HT/VHT20 Beam Forming, M16 to M23 | 3 | 16 | 6  | 98.62 | 4.3  | 4.4  | 3.1  |      | 8.8 | 11 | 2.2 |
| HT/VHT20 Beam Forming, M0 to M7   | 4 | 8  | 12 | 98.62 | -4.4 | -4.1 | -4.8 | -4.8 | 1.6 | 5  | 3.4 |
| HT/VHT20 Beam Forming, M8 to M15  | 4 | 11 | 9  | 98.62 | -0.6 | -0.9 | -1.6 | -1.7 | 4.9 | 8  | 3.1 |
| HT/VHT20 Beam Forming, M16 to M23 | 4 | 13 | 7  | 98.62 | 1    | 0.6  | 0.2  | 0.6  | 6.7 | 10 | 3.3 |
| HT/VHT20 Beam Forming, M24 to M31 | 4 | 15 | 6  | 98.62 | 3.2  | 3    | 2.3  | 2.4  | 8.8 | 11 | 2.2 |
| HT/VHT20 STBC, M0 to M7           | 2 | 17 | 6  | 98.62 | 5.8  | 5    |      |      | 8.5 | 11 | 2.5 |
| HT/VHT20 STBC, M0 to M7           | 3 | 16 | 8  | 98.62 | 4.3  | 4.4  | 3.1  |      | 8.8 | 9  | 0.2 |
| HT/VHT20 STBC, M0 to M7           | 4 | 14 | 9  | 98.62 | 2.5  | 2    | 1.4  | 1.4  | 7.9 | 8  | 0.1 |

### 5.4.5 Power Spectral Density Plots



## 5.5 Conducted Spurious Emissions

### 5.5.1 Conducted Spurious Emissions Test Requirement

15.407(b)

Undesirable emission limits. Except as shown in paragraph (b)(7) of this section, the maximum emissions outside of the frequency bands of operation shall be attenuated in accordance with the following limits:

(2) For transmitters operating in the 5.25-5.35 GHz band: All emissions outside of the 5.15-5.35 GHz band shall not exceed an e.i.r.p. of -27 dBm/MHz.

(6) Unwanted emissions below 1 GHz must comply with the general field strength limits set forth in §15.209.

(7) The provisions of §15.205 apply to intentional radiators operating under this section.

Use formula below to substitute conducted measurements in place of radiated measurements

$E[\text{dB}\mu\text{V/m}] = \text{EIRP} [\text{dBm}] - 20 \log(d[\text{meters}]) + 104.77$ , where E = field strength and d = 3 meter

1) Average Plot, Limit= -41.25 dBm eirp

2) Peak plot, Limit = -21.25 dBm eirp

## 5.5.2 Conducted Spurious Emissions Test Procedure

Ref. 789033 D02 General UNII Test Procedures New Rules v01r02  
ANSI C63.10: 2013

| <b>Conducted Spurious Emissions</b><br>Test Procedure  |
|--|
| <ol style="list-style-type: none"> <li>1. Connect the antenna port(s) to the spectrum analyzer input.</li> <li>2. Place the radio in continuous transmit mode. Use the procedures in KDB 789033 D02 General UNII Test Procedures New Rules v01r02 to substitute conducted measurements in place of radiated measurements.</li> <li>3. Configure Spectrum analyzer as per test parameters below (be sure to enter all losses between the transmitter output and the spectrum analyzer).</li> <li>4. Record the marker waveform peak to spur difference. Also measure any emissions in the restricted bands.</li> <li>5. The “measure-and-sum technique” is used for measuring in-band transmit power of a device. In the measure-and-sum approach, the conducted emission level is measured at each antenna port. The measured results at the various antenna ports are then summed mathematically to determine the total emission level from the device. Summing is performed in linear power units. The worst-case output is recorded.</li> <li>6. Place a marker at the end of the restricted band closest to the transmit frequency to show compliance. Also measure any emissions in the restricted bands</li> <li>7. Capture graphs and record pertinent measurement data.</li> </ol> |

Ref. KDB 789033 D02 General UNII Test Procedures New Rules v01r04  
Peak: KDB 789033 Section 5, Average (Method AD): KDB 789033 Section 6

| <b>Conducted Spurious Emissions</b><br>Test parameters   |  |
|--|--|
| <b>Peak</b><br>RBW = 1 MHz<br>VBW $\geq$ 3 MHz<br>Sweep = Auto<br>Detector = Peak<br>Trace = Max Hold. | <b>Average</b><br>RBW = 1 MHz<br>VBW $\geq$ 3 MHz<br>Sweep = Auto<br>Detector = RMS<br>Power Averaging |

### 5.5.3 Conducted Spurious Test Information

#### Samples, Systems, and Modes

| System Number | Description | Samples | System under test                   | Support equipment                   |
|---------------|-------------|---------|-------------------------------------|-------------------------------------|
| 1             | EUT         | S01     | <input checked="" type="checkbox"/> | <input type="checkbox"/>            |
|               | Support     | S02     | <input type="checkbox"/>            | <input checked="" type="checkbox"/> |

|  |  |
|--|--|
| Tested By:<br>Julian Land, Abhishek Upadhyay | Date of testing:<br>March 6, 2019 - March 26, 2019, May 16, 2019 |
| Test Result: PASS                            |  |

#### Test Equipment

See Appendix A for list of test equipment

### 5.5.4 Conducted Spurious Emissions Data Tables - Peak

| Frequency (MHz) | Mode                                | Tx Paths | Index Power (dBm) | Correlated Antenna Gain (dBi) | Tx 1 Spur Power (dBm) | Tx 2 Spur Power (dBm) | Tx 3 Spur Power (dBm) | Tx 4 Spur Power (dBm) | Total Conducted Spur (dBm) | Limit (dBm) | Margin (dB) |
|-----------------|-------------------------------------|----------|-------------------|-------------------------------|-----------------------|-----------------------|-----------------------|-----------------------|----------------------------|-------------|-------------|
| 5260            | Non HT20, 6 to 54 Mbps              | 1        | 17                | 6                             | -52.4                 |                       |                       |                       | -46.3                      | -21.25      | 25.05       |
|                 | Non HT20, 6 to 54 Mbps              | 2        | 16                | 6                             | -54.7                 | -53.2                 |                       |                       | -44.7                      | -21.25      | 23.45       |
|                 | Non HT20, 6 to 54 Mbps              | 3        | 12                | 6                             | -56.6                 | -56.3                 | -54.9                 |                       | -45                        | -21.25      | 23.75       |
|                 | Non HT20, 6 to 54 Mbps              | 4        | 10                | 6                             | -59.6                 | -58.4                 | -57.4                 | -59.2                 | -46.4                      | -21.25      | 25.15       |
|                 | Non HT20 Beam Forming, 6 to 54 Mbps | 2        | 14                | 9                             | -56.2                 | -55.9                 |                       |                       | -43.9                      | -21.25      | 22.65       |
|                 | Non HT20 Beam Forming, 6 to 54 Mbps | 3        | 11                | 11                            | -58.5                 | -56.4                 | -57                   |                       | -41.3                      | -21.25      | 20.05       |
|                 | Non HT20 Beam Forming, 6 to 54 Mbps | 4        | 8                 | 12                            | -57.8                 | -58.5                 | -57.9                 | -60                   | -40.3                      | -21.25      | 19.05       |
|                 | HT/VHT20, M0 to M7                  | 1        | 17                | 6                             | -51.8                 |                       |                       |                       | -45.7                      | -21.25      | 24.45       |
|                 | HT/VHT20, M0 to M7                  | 2        | 16                | 6                             | -52                   | -52.6                 |                       |                       | -43.2                      | -21.25      | 21.95       |
|                 | HT/VHT20, M8 to M15                 | 2        | 17                | 6                             | -51.8                 | -52.6                 |                       |                       | -43.1                      | -21.25      | 21.85       |
|                 | HT/VHT20, M0 to M7                  | 3        | 13                | 6                             | -56.8                 | -55.3                 | -54.9                 |                       | -44.8                      | -21.25      | 23.55       |
|                 | HT/VHT20, M8 to M15                 | 3        | 16                | 6                             | -52                   | -52.6                 | -50.9                 |                       | -40.9                      | -21.25      | 19.65       |
|                 | HT/VHT20, M16 to M23                | 3        | 16                | 6                             | -52                   | -52.6                 | -50.9                 |                       | -40.9                      | -21.25      | 19.65       |
|                 | HT/VHT20, M0 to M7                  | 4        | 11                | 6                             | -58.5                 | -56.1                 | -57.8                 | -59.3                 | -45.7                      | -21.25      | 24.45       |
|                 | HT/VHT20, M8 to M15                 | 4        | 14                | 6                             | -56.8                 | -56                   | -54.8                 | -55.7                 | -43.7                      | -21.25      | 22.45       |
|                 | HT/VHT20, M16 to M23                | 4        | 15                | 6                             | -56.6                 | -55.5                 | -54                   | -56.4                 | -43.4                      | -21.25      | 22.15       |
|                 | HT/VHT20, M24 to M31                | 4        | 15                | 6                             | -56.6                 | -55.5                 | -54                   | -56.4                 | -43.4                      | -21.25      | 22.15       |
|                 | HT/VHT20 Beam Forming, M0 to M7     | 2        | 14                | 9                             | -56.8                 | -56                   |                       |                       | -44.3                      | -21.25      | 23.05       |
|                 | HT/VHT20 Beam Forming, M8 to M15    | 2        | 17                | 6                             | -51.8                 | -52.6                 |                       |                       | -43.1                      | -21.25      | 21.85       |
|                 | HT/VHT20 Beam Forming, M0 to M7     | 3        | 11                | 11                            | -58.5                 | -56.1                 | -57.8                 |                       | -41.5                      | -21.25      | 20.25       |
|                 | HT/VHT20 Beam Forming, M8 to M15    | 3        | 14                | 8                             | -56.8                 | -56                   | -54.8                 |                       | -43                        | -21.25      | 21.75       |
|                 | HT/VHT20 Beam Forming, M16 to M23   | 3        | 16                | 6                             | -52                   | -52.6                 | -50.9                 |                       | -40.9                      | -21.25      | 19.65       |
|                 | HT/VHT20 Beam Forming, M0 to M7     | 4        | 8                 | 12                            | -59                   | -57.8                 | -55.9                 | -59.8                 | -39.8                      | -21.25      | 18.55       |
|                 | HT/VHT20 Beam Forming, M8 to M15    | 4        | 11                | 9                             | -58.5                 | -56.1                 | -57.8                 | -59.3                 | -42.7                      | -21.25      | 21.45       |
|                 | HT/VHT20 Beam Forming, M16 to M23   | 4        | 13                | 7                             | -56.8                 | -55.3                 | -54.9                 | -56.8                 | -42.8                      | -21.25      | 21.55       |
|                 | HT/VHT20 Beam Forming, M24 to M31   | 4        | 15                | 6                             | -56.6                 | -55.5                 | -54                   | -56.4                 | -43.4                      | -21.25      | 22.15       |
|                 | HT/VHT20 STBC, M0 to M7             | 2        | 17                | 6                             | -51.8                 | -52.6                 |                       |                       | -43.1                      | -21.25      | 21.85       |
|                 | HT/VHT20 STBC, M0 to M7             | 3        | 16                | 6                             | -52                   | -52.6                 | -50.9                 |                       | -40.9                      | -21.25      | 19.65       |
|                 | HT/VHT20 STBC, M0 to M7             | 4        | 14                | 6                             | -56.8                 | -56                   | -54.8                 | -55.7                 | -43.7                      | -21.25      | 22.45       |
|                 |                                     |          |                   |                               |                       |                       |                       |                       |                            |             |             |



|      |                                   |   |    |    |       |       |       |       |       |        |       |
|------|-----------------------------------|---|----|----|-------|-------|-------|-------|-------|--------|-------|
| 5270 | Non HT40, 6 to 54 Mbps            | 1 | 17 | 6  | -52.2 |       |       |       | -46.1 | -21.25 | 24.85 |
|      | Non HT40, 6 to 54 Mbps            | 2 | 17 | 6  | -52.2 | -52.8 |       |       | -43.3 | -21.25 | 22.05 |
|      | Non HT40, 6 to 54 Mbps            | 3 | 14 | 6  | -51.4 | -52.2 | -51.5 |       | -40.8 | -21.25 | 19.55 |
|      | Non HT40, 6 to 54 Mbps            | 4 | 12 | 6  | -55.7 | -56.5 | -54.4 | -56.1 | -43.4 | -21.25 | 22.15 |
|      | HT/VHT40, M0 to M7                | 1 | 17 | 6  | -51.1 |       |       |       | -45   | -21.25 | 23.75 |
|      | HT/VHT40, M0 to M7                | 2 | 17 | 6  | -51.1 | -52.7 |       |       | -42.7 | -21.25 | 21.45 |
|      | HT/VHT40, M8 to M15               | 2 | 17 | 6  | -51.1 | -52.7 |       |       | -42.7 | -21.25 | 21.45 |
|      | HT/VHT40, M0 to M7                | 3 | 15 | 6  | -51.1 | -53.2 | -50.7 |       | -40.6 | -21.25 | 19.35 |
|      | HT/VHT40, M8 to M15               | 3 | 16 | 6  | -51.4 | -52.3 | -50.2 |       | -40.3 | -21.25 | 19.05 |
|      | HT/VHT40, M16 to M23              | 3 | 16 | 6  | -51.4 | -52.3 | -50.2 |       | -40.3 | -21.25 | 19.05 |
|      | HT/VHT40, M0 to M7                | 4 | 13 | 6  | -55.4 | -56.5 | -54.7 | -56.9 | -43.6 | -21.25 | 22.35 |
|      | HT/VHT40, M8 to M15               | 4 | 15 | 6  | -51.1 | -53.2 | -50.7 | -53.7 | -39.8 | -21.25 | 18.55 |
|      | HT/VHT40, M16 to M23              | 4 | 15 | 6  | -51.1 | -53.2 | -50.7 | -53.7 | -39.8 | -21.25 | 18.55 |
|      | HT/VHT40, M24 to M31              | 4 | 15 | 6  | -51.1 | -53.2 | -50.7 | -53.7 | -39.8 | -21.25 | 18.55 |
|      | HT/VHT40 Beam Forming, M0 to M7   | 2 | 14 | 9  | -56.6 | -51.5 |       |       | -41.2 | -21.25 | 19.95 |
|      | HT/VHT40 Beam Forming, M8 to M15  | 2 | 17 | 6  | -51.1 | -52.7 |       |       | -42.7 | -21.25 | 21.45 |
|      | HT/VHT40 Beam Forming, M0 to M7   | 3 | 11 | 11 | -56   | -55.8 | -54   |       | -39.3 | -21.25 | 18.05 |
|      | HT/VHT40 Beam Forming, M8 to M15  | 3 | 14 | 8  | -56.6 | -51.5 | -53.2 |       | -40.4 | -21.25 | 19.15 |
|      | HT/VHT40 Beam Forming, M16 to M23 | 3 | 16 | 6  | -51.4 | -52.3 | -50.2 |       | -40.3 | -21.25 | 19.05 |
|      | HT/VHT40 Beam Forming, M0 to M7   | 4 | 8  | 12 | -58.8 | -57.7 | -57.5 | -59.6 | -40.2 | -21.25 | 18.95 |
|      | HT/VHT40 Beam Forming, M8 to M15  | 4 | 11 | 9  | -56   | -55.8 | -54   | -56.2 | -40.2 | -21.25 | 18.95 |
|      | HT/VHT40 Beam Forming, M16 to M23 | 4 | 13 | 7  | -55.4 | -56.5 | -54.7 | -56.9 | -42.6 | -21.25 | 21.35 |
|      | HT/VHT40 Beam Forming, M24 to M31 | 4 | 15 | 6  | -51.1 | -53.2 | -50.7 | -53.7 | -39.8 | -21.25 | 18.55 |
|      | HT/VHT40 STBC, M0 to M7           | 2 | 17 | 6  | -51.1 | -52.7 |       |       | -42.7 | -21.25 | 21.45 |
|      | HT/VHT40 STBC, M0 to M7           | 3 | 16 | 6  | -51.4 | -52.3 | -50.2 |       | -40.3 | -21.25 | 19.05 |
|      | HT/VHT40 STBC, M0 to M7           | 4 | 15 | 6  | -51.1 | -53.2 | -50.7 | -53.7 | -39.8 | -21.25 | 18.55 |
|      |                                   |   |    |    |       |       |       |       |       |        |       |
| 5290 | Non HT80, 6 to 54 Mbps            | 1 | 15 | 6  | -50.2 |       |       |       | -44.1 | -21.25 | 22.85 |
|      | Non HT80, 6 to 54 Mbps            | 2 | 14 | 6  | -53.6 | -53.6 |       |       | -44.4 | -21.25 | 23.15 |
|      | Non HT80, 6 to 54 Mbps            | 3 | 14 | 6  | -53.6 | -53.6 | -51.6 |       | -41.9 | -21.25 | 20.65 |
|      | Non HT80, 6 to 54 Mbps            | 4 | 13 | 6  | -54.4 | -53.1 | -53.7 | -56.6 | -42.1 | -21.25 | 20.85 |
|      | VHT80, M0 to M9 1ss               | 1 | 15 | 6  | -49.9 |       |       |       | -43.2 | -21.25 | 21.95 |
|      | VHT80, M0 to M9 1ss               | 2 | 13 | 6  | -54   | -53.2 |       |       | -43.9 | -21.25 | 22.65 |
|      | VHT80, M0 to M9 2ss               | 2 | 13 | 6  | -54   | -53.2 |       |       | -43.9 | -21.25 | 22.65 |
|      | VHT80, M0 to M9 1ss               | 3 | 13 | 6  | -54   | -53.2 | -53.6 |       | -42.1 | -21.25 | 20.85 |
|      | VHT80, M0 to M9 2ss               | 3 | 13 | 6  | -54   | -53.2 | -53.6 |       | -42.1 | -21.25 | 20.85 |
|      | VHT80, M0 to M9 3ss               | 3 | 13 | 6  | -54   | -53.2 | -53.6 |       | -42.1 | -21.25 | 20.85 |
|      | VHT80, M0 to M9 1ss               | 4 | 12 | 6  | -53.5 | -52.9 | -54.3 | -56.3 | -41.4 | -21.25 | 20.15 |
|      | VHT80, M0 to M9 2ss               | 4 | 12 | 6  | -53.5 | -52.9 | -54.3 | -56.3 | -41.4 | -21.25 | 20.15 |
|      | VHT80, M0 to M9 3ss               | 4 | 12 | 6  | -53.5 | -52.9 | -54.3 | -56.3 | -41.4 | -21.25 | 20.15 |
|      | VHT80, M0 to M9 4ss               | 4 | 12 | 6  | -53.5 | -52.9 | -54.3 | -56.3 | -41.4 | -21.25 | 20.15 |

|      |   |          |          |           |              |              |              |            |              |               |              |
|------|---|----------|----------|-----------|--------------|--------------|--------------|------------|--------------|---------------|--------------|
|      | VHT80 Beam Forming, M0 to M9 1ss        | 2        | 11       | 9         | -53.8        | -55.1        |              |            | -41.7        | -21.25        | 20.45        |
|      | VHT80 Beam Forming, M0 to M9 2ss        | 2        | 13       | 6         | -54          | -53.2        |              |            | -43.9        | -21.25        | 22.65        |
|      | VHT80 Beam Forming, M0 to M9 1ss        | 3        | 8        | 11        | -57.4        | -54.6        | -57.6        |            | -39.8        | -21.25        | 18.55        |
|      | VHT80 Beam Forming, M0 to M9 2ss        | 3        | 11       | 8         | -53.8        | -55.1        | -54.8        |            | -41.1        | -21.25        | 19.85        |
|      | VHT80 Beam Forming, M0 to M9 3ss        | 3        | 13       | 6         | -54          | -53.2        | -53.6        |            | -42.1        | -21.25        | 20.85        |
|      | <b>VHT80 Beam Forming, M0 to M9 1ss</b> | <b>4</b> | <b>5</b> | <b>12</b> | <b>-59.4</b> | <b>-57.1</b> | <b>-56.8</b> | <b>-59</b> | <b>-39.2</b> | <b>-21.25</b> | <b>17.95</b> |
|      | VHT80 Beam Forming, M0 to M9 2ss        | 4        | 9        | 9         | -57.4        | -55.2        | -56.7        | -56.6      | -40.7        | -21.25        | 19.45        |
|      | VHT80 Beam Forming, M0 to M9 3ss        | 4        | 11       | 7         | -53.8        | -55.1        | -54.8        | -56.5      | -41.2        | -21.25        | 19.95        |
|      | VHT80 Beam Forming, M0 to M9 4ss        | 4        | 12       | 6         | -53.5        | -52.9        | -54.3        | -56.3      | -41.4        | -21.25        | 20.15        |
|      | VHT80 STBC, M0 to M9 1ss                | 2        | 13       | 6         | -54          | -53.2        |              |            | -43.9        | -21.25        | 22.65        |
|      | VHT80 STBC, M0 to M9 1ss                | 3        | 13       | 6         | -54          | -53.2        | -53.6        |            | -42.1        | -21.25        | 20.85        |
|      | VHT80 STBC, M0 to M9 1ss                | 4        | 12       | 6         | -53.5        | -52.9        | -54.3        | -56.3      | -41.4        | -21.25        | 20.15        |
|      |   |          |          |           |              |              |              |            |              |               |              |
| 5300 | Non HT20, 6 to 54 Mbps                  | 1        | 17       | 6         | -50.2        |              |              |            | -44.1        | -21.25        | 22.85        |
|      | Non HT20, 6 to 54 Mbps                  | 2        | 16       | 6         | -54.6        | -52.1        |              |            | -44          | -21.25        | 22.75        |
|      | Non HT20, 6 to 54 Mbps                  | 3        | 12       | 6         | -57.8        | -55.4        | -56.7        |            | -45.6        | -21.25        | 24.35        |
|      | Non HT20, 6 to 54 Mbps                  | 4        | 10       | 6         | -57.1        | -58.4        | -57.6        | -60.3      | -46          | -21.25        | 24.75        |
|      | Non HT20 Beam Forming, 6 to 54 Mbps     | 2        | 14       | 9         | -53.8        | -55.5        |              |            | -42.4        | -21.25        | 21.15        |
|      | Non HT20 Beam Forming, 6 to 54 Mbps     | 3        | 11       | 11        | -57.9        | -55.9        | -56.9        |            | -40.9        | -21.25        | 19.65        |
|      | Non HT20 Beam Forming, 6 to 54 Mbps     | 4        | 8        | 12        | -60.1        | -59          | -57.2        | -59.8      | -40.7        | -21.25        | 19.45        |
|      | HT/VHT20, M0 to M7                      | 1        | 17       | 6         | -50.5        |              |              |            | -44.4        | -21.25        | 23.15        |
|      | HT/VHT20, M0 to M7                      | 2        | 16       | 6         | -53.5        | -53.3        |              |            | -44.3        | -21.25        | 23.05        |
|      | HT/VHT20, M8 to M15                     | 2        | 17       | 6         | -50.5        | -53.8        |              |            | -42.8        | -21.25        | 21.55        |
|      | HT/VHT20, M0 to M7                      | 3        | 13       | 6         | -54          | -55.6        | -53.9        |            | -43.6        | -21.25        | 22.35        |
|      | HT/VHT20, M8 to M15                     | 3        | 16       | 6         | -53.5        | -53.3        | -51.4        |            | -41.8        | -21.25        | 20.55        |
|      | HT/VHT20, M16 to M23                    | 3        | 16       | 6         | -53.5        | -53.3        | -51.4        |            | -41.8        | -21.25        | 20.55        |
|      | HT/VHT20, M0 to M7                      | 4        | 11       | 6         | -57.2        | -56.3        | -57.6        | -59.6      | -45.4        | -21.25        | 24.15        |
|      | HT/VHT20, M8 to M15                     | 4        | 14       | 6         | -53.9        | -56.4        | -54.6        | -55.9      | -43          | -21.25        | 21.75        |
|      | HT/VHT20, M16 to M23                    | 4        | 15       | 6         | -54.2        | -52.6        | -54.2        | -57.4      | -42.2        | -21.25        | 20.95        |
|      | HT/VHT20, M24 to M31                    | 4        | 15       | 6         | -54.2        | -52.6        | -54.2        | -57.4      | -42.2        | -21.25        | 20.95        |
|      | HT/VHT20 Beam Forming, M0 to M7         | 2        | 14       | 9         | -53.9        | -56.4        |              |            | -42.9        | -21.25        | 21.65        |
|      | HT/VHT20 Beam Forming, M8 to M15        | 2        | 17       | 6         | -50.5        | -53.8        |              |            | -42.8        | -21.25        | 21.55        |
|      | HT/VHT20 Beam Forming, M0 to M7         | 3        | 11       | 11        | -57.2        | -56.3        | -57.6        |            | -41.2        | -21.25        | 19.95        |
|      | HT/VHT20 Beam Forming, M8 to M15        | 3        | 14       | 8         | -53.9        | -56.4        | -54.6        |            | -42          | -21.25        | 20.75        |
|      | HT/VHT20 Beam Forming, M16 to M23       | 3        | 16       | 6         | -53.5        | -53.3        | -51.4        |            | -41.8        | -21.25        | 20.55        |
|      | HT/VHT20 Beam Forming, M0 to M7         | 4        | 8        | 12        | -59.9        | -57.4        | -57          | -58.7      | -40          | -21.25        | 18.75        |
|      | HT/VHT20 Beam Forming, M8 to M15        | 4        | 11       | 9         | -57.2        | -56.3        | -57.6        | -59.6      | -42.4        | -21.25        | 21.15        |
|      | HT/VHT20 Beam Forming, M16 to M23       | 4        | 13       | 7         | -54          | -55.6        | -53.9        | -56.6      | -41.8        | -21.25        | 20.55        |
|      | HT/VHT20 Beam Forming, M24 to M31       | 4        | 15       | 6         | -54.2        | -52.6        | -54.2        | -57.4      | -42.2        | -21.25        | 20.95        |
|      | HT/VHT20 STBC, M0 to M7                 | 2        | 17       | 6         | -50.5        | -53.8        |              |            | -42.8        | -21.25        | 21.55        |
|      | HT/VHT20 STBC, M0 to M7                 | 3        | 16       | 6         | -53.5        | -53.3        | -51.4        |            | -41.8        | -21.25        | 20.55        |

|      |                                     |   |    |    |       |       |       |       |       |        |       |
|------|-------------------------------------|---|----|----|-------|-------|-------|-------|-------|--------|-------|
|      | HT/VHT20 STBC, M0 to M7             | 4 | 14 | 6  | -53.9 | -56.4 | -54.6 | -55.9 | -43   | -21.25 | 21.75 |
|      |                                     |   |    |    |       |       |       |       |       |        |       |
| 5310 | Non HT40, 6 to 54 Mbps              | 1 | 17 | 6  | -49.1 |       |       |       | -43   | -21.25 | 21.75 |
|      | Non HT40, 6 to 54 Mbps              | 2 | 16 | 6  | -49.8 | -53.7 |       |       | -42.2 | -21.25 | 20.95 |
|      | Non HT40, 6 to 54 Mbps              | 3 | 14 | 6  | -49.6 | -53.6 | -51.7 |       | -40.4 | -21.25 | 19.15 |
|      | Non HT40, 6 to 54 Mbps              | 4 | 12 | 6  | -53.5 | -56.5 | -54.1 | -57.2 | -42.9 | -21.25 | 21.65 |
|      | HT/VHT40, M0 to M7                  | 1 | 16 | 6  | -49.4 |       |       |       | -43.3 | -21.25 | 22.05 |
|      | HT/VHT40, M0 to M7                  | 2 | 16 | 6  | -49.4 | -52.8 |       |       | -41.6 | -21.25 | 20.35 |
|      | HT/VHT40, M8 to M15                 | 2 | 16 | 6  | -49.4 | -52.8 |       |       | -41.6 | -21.25 | 20.35 |
|      | HT/VHT40, M0 to M7                  | 3 | 14 | 6  | -53.4 | -52.7 | -54.5 |       | -42.6 | -21.25 | 21.35 |
|      | HT/VHT40, M8 to M15                 | 3 | 15 | 6  | -53   | -53.2 | -51.3 |       | -41.5 | -21.25 | 20.25 |
|      | HT/VHT40, M16 to M23                | 3 | 15 | 6  | -53   | -53.2 | -51.3 |       | -41.5 | -21.25 | 20.25 |
|      | HT/VHT40, M0 to M7                  | 4 | 12 | 6  | -54.2 | -56.1 | -54.4 | -56.6 | -43   | -21.25 | 21.75 |
|      | HT/VHT40, M8 to M15                 | 4 | 14 | 6  | -53.4 | -52.7 | -54.5 | -56.8 | -41.9 | -21.25 | 20.65 |
|      | HT/VHT40, M16 to M23                | 4 | 14 | 6  | -53.4 | -52.7 | -54.5 | -56.8 | -41.9 | -21.25 | 20.65 |
|      | HT/VHT40, M24 to M31                | 4 | 14 | 6  | -53.4 | -52.7 | -54.5 | -56.8 | -41.9 | -21.25 | 20.65 |
|      | HT/VHT40 Beam Forming, M0 to M7     | 2 | 14 | 9  | -53.4 | -52.7 |       |       | -40.9 | -21.25 | 19.65 |
|      | HT/VHT40 Beam Forming, M8 to M15    | 2 | 16 | 6  | -49.4 | -52.8 |       |       | -41.6 | -21.25 | 20.35 |
|      | HT/VHT40 Beam Forming, M0 to M7     | 3 | 10 | 11 | -57.4 | -55.3 | -56.8 |       | -40.5 | -21.25 | 19.25 |
|      | HT/VHT40 Beam Forming, M8 to M15    | 3 | 14 | 8  | -53.4 | -52.7 | -54.5 |       | -40.6 | -21.25 | 19.35 |
|      | HT/VHT40 Beam Forming, M16 to M23   | 3 | 15 | 6  | -53   | -53.2 | -51.3 |       | -41.5 | -21.25 | 20.25 |
|      | HT/VHT40 Beam Forming, M0 to M7     | 4 | 8  | 12 | -55.8 | -58   | -58   | -58.6 | -39.3 | -21.25 | 18.05 |
|      | HT/VHT40 Beam Forming, M8 to M15    | 4 | 11 | 9  | -53.7 | -56.5 | -53.9 | -56.5 | -39.8 | -21.25 | 18.55 |
|      | HT/VHT40 Beam Forming, M16 to M23   | 4 | 13 | 7  | -54   | -54.7 | -55.1 | -56.5 | -41.8 | -21.25 | 20.55 |
|      | HT/VHT40 Beam Forming, M24 to M31   | 4 | 14 | 6  | -53.4 | -52.7 | -54.5 | -56.8 | -41.9 | -21.25 | 20.65 |
|      | HT/VHT40 STBC, M0 to M7             | 2 | 16 | 6  | -49.4 | -52.8 |       |       | -41.6 | -21.25 | 20.35 |
|      | HT/VHT40 STBC, M0 to M7             | 3 | 15 | 6  | -53   | -53.2 | -51.3 |       | -41.5 | -21.25 | 20.25 |
|      | HT/VHT40 STBC, M0 to M7             | 4 | 14 | 6  | -53.4 | -52.7 | -54.5 | -56.8 | -41.9 | -21.25 | 20.65 |
|      |                                     |   |    |    |       |       |       |       |       |        |       |
| 5320 | Non HT20, 6 to 54 Mbps              | 1 | 17 | 6  | -50   |       |       |       | -43.9 | -21.25 | 22.65 |
|      | Non HT20, 6 to 54 Mbps              | 2 | 16 | 6  | -55.2 | -55.2 |       |       | -46   | -21.25 | 24.75 |
|      | Non HT20, 6 to 54 Mbps              | 3 | 12 | 6  | -56.9 | -56.6 | -57.6 |       | -46.1 | -21.25 | 24.85 |
|      | Non HT20, 6 to 54 Mbps              | 4 | 10 | 6  | -58.2 | -57.9 | -58   | -60   | -46.3 | -21.25 | 25.05 |
|      | Non HT20 Beam Forming, 6 to 54 Mbps | 2 | 14 | 9  | -55.5 | -56.3 |       |       | -43.7 | -21.25 | 22.45 |
|      | Non HT20 Beam Forming, 6 to 54 Mbps | 3 | 11 | 11 | -57.1 | -56.3 | -56.2 |       | -40.6 | -21.25 | 19.35 |
|      | Non HT20 Beam Forming, 6 to 54 Mbps | 4 | 8  | 12 | -57.9 | -57.4 | -57.9 | -59.7 | -40   | -21.25 | 18.75 |
|      | HT/VHT20, M0 to M7                  | 1 | 17 | 6  | -51.1 |       |       |       | -45   | -21.25 | 23.75 |
|      | HT/VHT20, M0 to M7                  | 2 | 16 | 6  | -54.8 | -54.4 |       |       | -45.5 | -21.25 | 24.25 |
|      | HT/VHT20, M8 to M15                 | 2 | 17 | 6  | -51.1 | -53.7 |       |       | -43.1 | -21.25 | 21.85 |
|      | HT/VHT20, M0 to M7                  | 3 | 13 | 6  | -55.2 | -56.2 | -55.3 |       | -44.7 | -21.25 | 23.45 |
|      | HT/VHT20, M8 to M15                 | 3 | 16 | 6  | -54.8 | -54.4 | -54.9 |       | -43.9 | -21.25 | 22.65 |

|                                   |   |    |    |       |       |       |       |       |        |       |
|-----------------------------------|---|----|----|-------|-------|-------|-------|-------|--------|-------|
| HT/VHT20, M16 to M23              | 3 | 16 | 6  | -54.8 | -54.4 | -54.9 |       | -43.9 | -21.25 | 22.65 |
| HT/VHT20, M0 to M7                | 4 | 11 | 6  | -58.5 | -56.7 | -58.2 | -59.8 | -46.1 | -21.25 | 24.85 |
| HT/VHT20, M8 to M15               | 4 | 14 | 6  | -54.9 | -56.4 | -55.4 | -57.7 | -43.9 | -21.25 | 22.65 |
| HT/VHT20, M16 to M23              | 4 | 15 | 6  | -55.5 | -54.1 | -55.2 | -57.5 | -43.3 | -21.25 | 22.05 |
| HT/VHT20, M24 to M31              | 4 | 15 | 6  | -55.5 | -54.1 | -55.2 | -57.5 | -43.3 | -21.25 | 22.05 |
| HT/VHT20 Beam Forming, M0 to M7   | 2 | 14 | 9  | -54.9 | -56.4 |       |       | -43.5 | -21.25 | 22.25 |
| HT/VHT20 Beam Forming, M8 to M15  | 2 | 17 | 6  | -51.1 | -53.7 |       |       | -43.1 | -21.25 | 21.85 |
| HT/VHT20 Beam Forming, M0 to M7   | 3 | 11 | 11 | -58.5 | -56.7 | -58.2 |       | -41.9 | -21.25 | 20.65 |
| HT/VHT20 Beam Forming, M8 to M15  | 3 | 14 | 8  | -54.9 | -56.4 | -55.4 |       | -42.7 | -21.25 | 21.45 |
| HT/VHT20 Beam Forming, M16 to M23 | 3 | 16 | 6  | -54.8 | -54.4 | -54.9 |       | -43.9 | -21.25 | 22.65 |
| HT/VHT20 Beam Forming, M0 to M7   | 4 | 8  | 12 | -57.4 | -57.9 | -58.3 | -60.7 | -40.3 | -21.25 | 19.05 |
| HT/VHT20 Beam Forming, M8 to M15  | 4 | 11 | 9  | -58.5 | -56.7 | -58.2 | -59.8 | -43.1 | -21.25 | 21.85 |
| HT/VHT20 Beam Forming, M16 to M23 | 4 | 13 | 7  | -55.2 | -56.2 | -55.3 | -57.8 | -42.9 | -21.25 | 21.65 |
| HT/VHT20 Beam Forming, M24 to M31 | 4 | 15 | 6  | -55.5 | -54.1 | -55.2 | -57.5 | -43.3 | -21.25 | 22.05 |
| HT/VHT20 STBC, M0 to M7           | 2 | 17 | 6  | -51.1 | -53.7 |       |       | -43.1 | -21.25 | 21.85 |
| HT/VHT20 STBC, M0 to M7           | 3 | 16 | 6  | -54.8 | -54.4 | -54.9 |       | -43.9 | -21.25 | 22.65 |
| HT/VHT20 STBC, M0 to M7           | 4 | 14 | 6  | -54.9 | -56.4 | -55.4 | -57.7 | -43.9 | -21.25 | 22.65 |

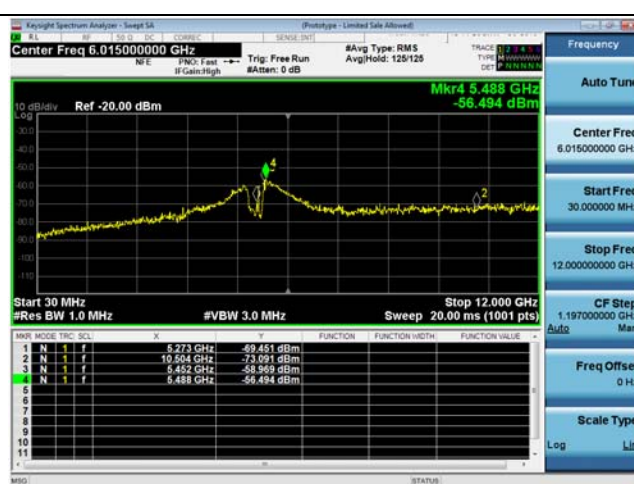
### 5.5.5 Conducted Spurious Emissions Plots – Peak 30MHz – 12GHz

#### VHT80 Beam Forming, 5290MHz, M0x1

**Antenna A**

**Antenna B**

**Antenna C**

**Antenna D**


### 5.5.6 Conducted Spurious Emissions Data Tables - Average

| Frequency (MHz) | Mode                                | Tx Paths | Index Power (dBm) | Correlated Antenna Gain (dBi) | Tx 1 Spur Power (dBm) | Tx 2 Spur Power (dBm) | Tx 3 Spur Power (dBm) | Tx 4 Spur Power (dBm) | Total Conducted Spur (dBm) | Limit (dBm) | Margin (dB) |
|-----------------|-------------------------------------|----------|-------------------|-------------------------------|-----------------------|-----------------------|-----------------------|-----------------------|----------------------------|-------------|-------------|
| 5260            | Non HT20, 6 to 54 Mbps              | 1        | 17                | 6                             | -62.6                 |                       |                       |                       | -56.5                      | -41.25      | 15.2        |
|                 | Non HT20, 6 to 54 Mbps              | 2        | 16                | 6                             | -65.6                 | -63                   |                       |                       | -55                        | -41.25      | 13.7        |
|                 | Non HT20, 6 to 54 Mbps              | 3        | 12                | 6                             | -66                   | -66.4                 | -65.1                 |                       | -54.9                      | -41.25      | 13.6        |
|                 | Non HT20, 6 to 54 Mbps              | 4        | 10                | 6                             | -68.6                 | -69.9                 | -67.7                 | -68.8                 | -56.5                      | -41.25      | 15.3        |
|                 | Non HT20 Beam Forming, 6 to 54 Mbps | 2        | 14                | 9                             | -66.2                 | -66.5                 |                       |                       | -54.2                      | -41.25      | 12.9        |
|                 | Non HT20 Beam Forming, 6 to 54 Mbps | 3        | 11                | 11                            | -68.6                 | -66.4                 | -67.8                 |                       | -51.6                      | -41.25      | 10.3        |
|                 | Non HT20 Beam Forming, 6 to 54 Mbps | 4        | 8                 | 12                            | -68.6                 | -70                   | -67.8                 | -68.7                 | -50.5                      | -41.25      | 9.3         |
|                 | HT/VHT20, M0 to M7                  | 1        | 17                | 6                             | -62.7                 |                       |                       |                       | -56.6                      | -41.25      | 15.4        |
|                 | HT/VHT20, M0 to M7                  | 2        | 16                | 6                             | -62.7                 | -63.2                 |                       |                       | -53.9                      | -41.25      | 12.6        |
|                 | HT/VHT20, M8 to M15                 | 2        | 17                | 6                             | -62.7                 | -63.1                 |                       |                       | -53.8                      | -41.25      | 12.6        |
|                 | HT/VHT20, M0 to M7                  | 3        | 13                | 6                             | -65.9                 | -66.4                 | -65                   |                       | -54.9                      | -41.25      | 13.6        |
|                 | HT/VHT20, M8 to M15                 | 3        | 16                | 6                             | -62.7                 | -63.2                 | -61.4                 |                       | -51.5                      | -41.25      | 10.3        |
|                 | HT/VHT20, M16 to M23                | 3        | 16                | 6                             | -62.7                 | -63.2                 | -61.4                 |                       | -51.5                      | -41.25      | 10.3        |
|                 | HT/VHT20, M0 to M7                  | 4        | 11                | 6                             | -68.5                 | -66.1                 | -67.5                 | -68.4                 | -55.4                      | -41.25      | 14.2        |
|                 | HT/VHT20, M8 to M15                 | 4        | 14                | 6                             | -66                   | -66.2                 | -64.8                 | -65.9                 | -53.6                      | -41.25      | 12.4        |
|                 | HT/VHT20, M16 to M23                | 4        | 15                | 6                             | -65.9                 | -66.4                 | -64.9                 | -65.7                 | -53.6                      | -41.25      | 12.4        |
|                 | HT/VHT20, M24 to M31                | 4        | 15                | 6                             | -65.9                 | -66.4                 | -64.9                 | -65.7                 | -53.6                      | -41.25      | 12.4        |
|                 | HT/VHT20 Beam Forming, M0 to M7     | 2        | 14                | 9                             | -66                   | -66.2                 |                       |                       | -54                        | -41.25      | 12.8        |
|                 | HT/VHT20 Beam Forming, M8 to M15    | 2        | 17                | 6                             | -62.7                 | -63.1                 |                       |                       | -53.8                      | -41.25      | 12.6        |
|                 | HT/VHT20 Beam Forming, M0 to M7     | 3        | 11                | 11                            | -68.5                 | -66.1                 | -67.5                 |                       | -51.4                      | -41.25      | 10.2        |
|                 | HT/VHT20 Beam Forming, M8 to M15    | 3        | 14                | 8                             | -66                   | -66.2                 | -64.8                 |                       | -52.8                      | -41.25      | 11.5        |
|                 | HT/VHT20 Beam Forming, M16 to M23   | 3        | 16                | 6                             | -62.7                 | -63.2                 | -61.4                 |                       | -51.5                      | -41.25      | 10.3        |
|                 | HT/VHT20 Beam Forming, M0 to M7     | 4        | 8                 | 12                            | -68.4                 | -69.8                 | -67.7                 | -68.4                 | -50.4                      | -41.25      | 9.2         |
|                 | HT/VHT20 Beam Forming, M8 to M15    | 4        | 11                | 9                             | -68.5                 | -66.1                 | -67.5                 | -68.4                 | -52.4                      | -41.25      | 11.2        |
|                 | HT/VHT20 Beam Forming, M16 to M23   | 4        | 13                | 7                             | -65.9                 | -66.4                 | -65                   | -65.9                 | -52.7                      | -41.25      | 11.4        |
|                 | HT/VHT20 Beam Forming, M24 to M31   | 4        | 15                | 6                             | -65.9                 | -66.4                 | -64.9                 | -65.7                 | -53.6                      | -41.25      | 12.4        |
|                 | HT/VHT20 STBC, M0 to M7             | 2        | 17                | 6                             | -62.7                 | -63.1                 |                       |                       | -53.8                      | -41.25      | 12.6        |
|                 | HT/VHT20 STBC, M0 to M7             | 3        | 16                | 6                             | -62.7                 | -63.2                 | -61.4                 |                       | -51.5                      | -41.25      | 10.3        |
|                 | HT/VHT20 STBC, M0 to M7             | 4        | 14                | 6                             | -66                   | -66.2                 | -64.8                 | -65.9                 | -53.6                      | -41.25      | 12.4        |

|      |                                   |   |    |    |       |       |       |       |       |        |      |
|------|-----------------------------------|---|----|----|-------|-------|-------|-------|-------|--------|------|
|      |                                   |   |    |    |       |       |       |       |       |        |      |
| 5270 | Non HT40, 6 to 54 Mbps            | 1 | 17 | 6  | -62.8 |       |       |       | -56.7 | -41.25 | 15.4 |
|      | Non HT40, 6 to 54 Mbps            | 2 | 17 | 6  | -62.8 | -63.1 |       |       | -53.8 | -41.25 | 12.5 |
|      | Non HT40, 6 to 54 Mbps            | 3 | 14 | 6  | -63   | -63.2 | -61.8 |       | -51.7 | -41.25 | 10.5 |
|      | Non HT40, 6 to 54 Mbps            | 4 | 12 | 6  | -66   | -66.1 | -64.9 | -65.8 | -53.5 | -41.25 | 12.3 |
|      | HT/VHT40, M0 to M7                | 1 | 17 | 6  | -63.2 |       |       |       | -57.1 | -41.25 | 15.8 |
|      | HT/VHT40, M0 to M7                | 2 | 17 | 6  | -63.2 | -63.2 |       |       | -54   | -41.25 | 12.8 |
|      | HT/VHT40, M8 to M15               | 2 | 17 | 6  | -63.2 | -63.2 |       |       | -54   | -41.25 | 12.8 |
|      | HT/VHT40, M0 to M7                | 3 | 15 | 6  | -62.9 | -63.6 | -61.6 |       | -51.7 | -41.25 | 10.5 |
|      | HT/VHT40, M8 to M15               | 3 | 16 | 6  | -62.8 | -63.5 | -61.6 |       | -51.7 | -41.25 | 10.4 |
|      | HT/VHT40, M16 to M23              | 3 | 16 | 6  | -62.8 | -63.5 | -61.6 |       | -51.7 | -41.25 | 10.4 |
|      | HT/VHT40, M0 to M7                | 4 | 13 | 6  | -66.2 | -66.5 | -65.2 | -66.1 | -53.8 | -41.25 | 12.6 |
|      | HT/VHT40, M8 to M15               | 4 | 15 | 6  | -62.9 | -63.6 | -61.6 | -63.6 | -50.7 | -41.25 | 9.4  |
|      | HT/VHT40, M16 to M23              | 4 | 15 | 6  | -62.9 | -63.6 | -61.6 | -63.6 | -50.7 | -41.25 | 9.4  |
|      | HT/VHT40, M24 to M31              | 4 | 15 | 6  | -62.9 | -63.6 | -61.6 | -63.6 | -50.7 | -41.25 | 9.4  |
|      | HT/VHT40 Beam Forming, M0 to M7   | 2 | 14 | 9  | -66.2 | -63.5 |       |       | -52.5 | -41.25 | 11.2 |
|      | HT/VHT40 Beam Forming, M8 to M15  | 2 | 17 | 6  | -63.2 | -63.2 |       |       | -54   | -41.25 | 12.8 |
|      | HT/VHT40 Beam Forming, M0 to M7   | 3 | 11 | 11 | -66.2 | -66.6 | -64.9 |       | -49.9 | -41.25 | 8.7  |
|      | HT/VHT40 Beam Forming, M8 to M15  | 3 | 14 | 8  | -66.2 | -63.5 | -65.1 |       | -51.9 | -41.25 | 10.6 |
|      | HT/VHT40 Beam Forming, M16 to M23 | 3 | 16 | 6  | -62.8 | -63.5 | -61.6 |       | -51.7 | -41.25 | 10.4 |
|      | HT/VHT40 Beam Forming, M0 to M7   | 4 | 8  | 12 | -68.6 | -70.1 | -67.6 | -68.9 | -50.5 | -41.25 | 9.3  |
|      | HT/VHT40 Beam Forming, M8 to M15  | 4 | 11 | 9  | -66.2 | -66.6 | -64.9 | -66.1 | -50.7 | -41.25 | 9.5  |
|      | HT/VHT40 Beam Forming, M16 to M23 | 4 | 13 | 7  | -66.2 | -66.5 | -65.2 | -66.1 | -52.8 | -41.25 | 11.6 |
|      | HT/VHT40 Beam Forming, M24 to M31 | 4 | 15 | 6  | -62.9 | -63.6 | -61.6 | -63.6 | -50.7 | -41.25 | 9.4  |
|      | HT/VHT40 STBC, M0 to M7           | 2 | 17 | 6  | -63.2 | -63.2 |       |       | -54   | -41.25 | 12.8 |
|      | HT/VHT40 STBC, M0 to M7           | 3 | 16 | 6  | -62.8 | -63.5 | -61.6 |       | -51.7 | -41.25 | 10.4 |
|      | HT/VHT40 STBC, M0 to M7           | 4 | 15 | 6  | -62.9 | -63.6 | -61.6 | -63.6 | -50.7 | -41.25 | 9.4  |
| 5290 |                                   |   |    |    |       |       |       |       |       |        |      |
|      | Non HT80, 6 to 54 Mbps            | 1 | 15 | 6  | -60.8 |       |       |       | -54.7 | -41.25 | 13.4 |
|      | Non HT80, 6 to 54 Mbps            | 2 | 14 | 6  | -63.7 | -62.5 |       |       | -53.9 | -41.25 | 12.6 |
|      | Non HT80, 6 to 54 Mbps            | 3 | 14 | 6  | -63.7 | -62.5 | -61.4 |       | -51.5 | -41.25 | 10.3 |
|      | Non HT80, 6 to 54 Mbps            | 4 | 13 | 6  | -63.4 | -62.3 | -64.1 | -64.8 | -51.4 | -41.25 | 10.1 |
|      | VHT80, M0 to M9 1ss               | 1 | 15 | 6  | -61.1 |       |       |       | -54.4 | -41.25 | 13.2 |
|      | VHT80, M0 to M9 1ss               | 2 | 13 | 6  | -63.9 | -62.8 |       |       | -53.6 | -41.25 | 12.4 |
|      | VHT80, M0 to M9 2ss               | 2 | 13 | 6  | -63.9 | -62.8 |       |       | -53.6 | -41.25 | 12.4 |
|      | VHT80, M0 to M9 1ss               | 3 | 13 | 6  | -63.9 | -62.8 | -64.6 |       | -52.2 | -41.25 | 11   |
|      | VHT80, M0 to M9 2ss               | 3 | 13 | 6  | -63.9 | -62.8 | -64.6 |       | -52.2 | -41.25 | 11   |
|      | VHT80, M0 to M9 3ss               | 3 | 13 | 6  | -63.9 | -62.8 | -64.6 |       | -52.2 | -41.25 | 11   |
|      | VHT80, M0 to M9 1ss               | 4 | 12 | 6  | -64.2 | -62.8 | -64.5 | -64.9 | -51.3 | -41.25 | 10.1 |
|      | VHT80, M0 to M9 2ss               | 4 | 12 | 6  | -64.2 | -62.8 | -64.5 | -64.9 | -51.3 | -41.25 | 10.1 |
|      | VHT80, M0 to M9 3ss               | 4 | 12 | 6  | -64.2 | -62.8 | -64.5 | -64.9 | -51.3 | -41.25 | 10.1 |



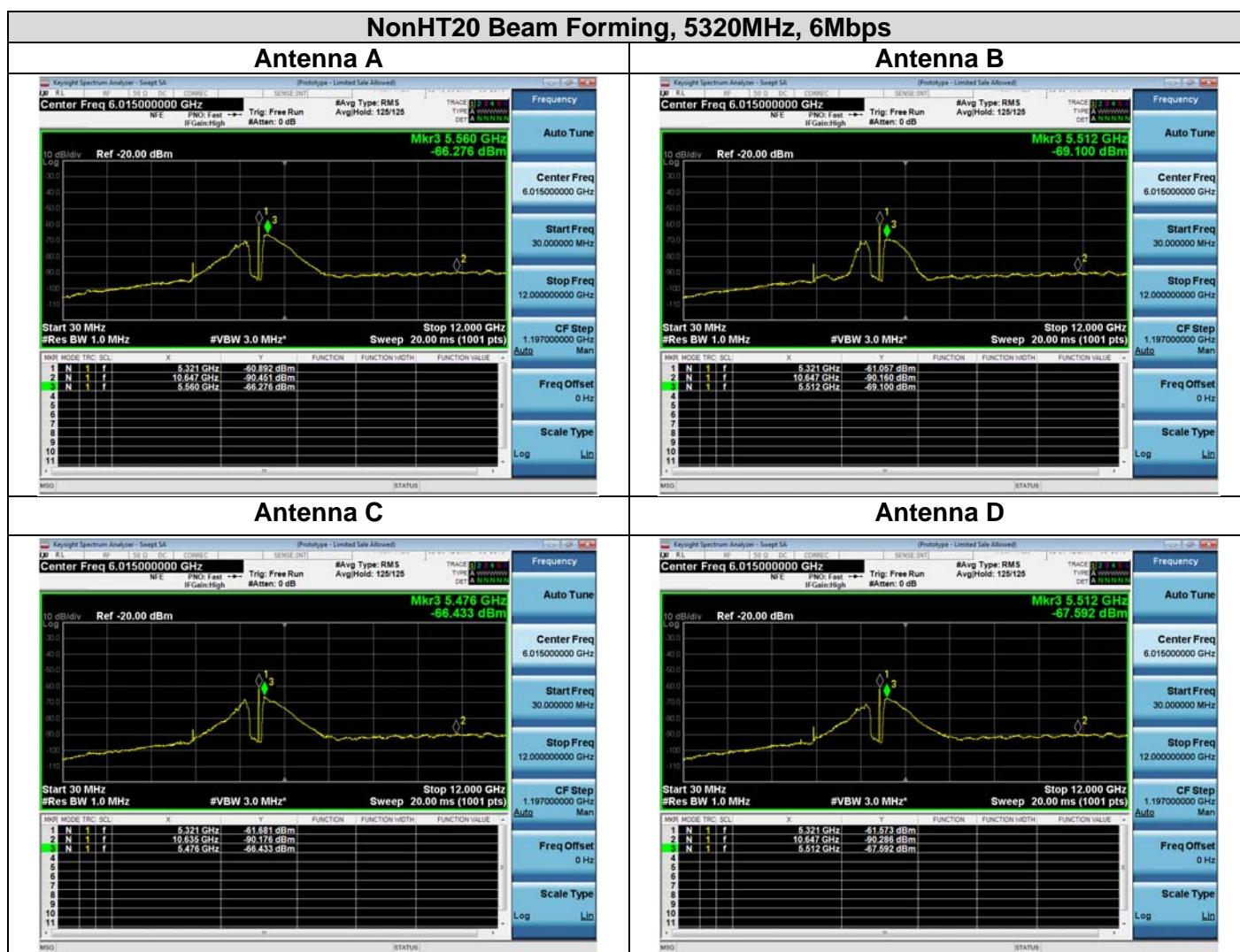
|      |                                     |   |    |    |       |       |       |       |       |        |      |
|------|-------------------------------------|---|----|----|-------|-------|-------|-------|-------|--------|------|
|      | VHT80, M0 to M9 4ss                 | 4 | 12 | 6  | -64.2 | -62.8 | -64.5 | -64.9 | -51.3 | -41.25 | 10.1 |
|      | VHT80 Beam Forming, M0 to M9 1ss    | 2 | 11 | 9  | -63.9 | -65.6 |       |       | -52   | -41.25 | 10.7 |
|      | VHT80 Beam Forming, M0 to M9 2ss    | 2 | 13 | 6  | -63.9 | -62.8 |       |       | -53.6 | -41.25 | 12.4 |
|      | VHT80 Beam Forming, M0 to M9 1ss    | 3 | 8  | 11 | -66.7 | -65.8 | -67.3 |       | -50.1 | -41.25 | 8.8  |
|      | VHT80 Beam Forming, M0 to M9 2ss    | 3 | 11 | 8  | -63.9 | -65.6 | -64.4 |       | -51.1 | -41.25 | 9.9  |
|      | VHT80 Beam Forming, M0 to M9 3ss    | 3 | 13 | 6  | -63.9 | -62.8 | -64.6 |       | -52.2 | -41.25 | 11   |
|      | VHT80 Beam Forming, M0 to M9 1ss    | 4 | 5  | 12 | -70.3 | -69.2 | -67.2 | -68   | -49.8 | -41.25 | 8.6  |
|      | VHT80 Beam Forming, M0 to M9 2ss    | 4 | 9  | 9  | -66.6 | -65.6 | -67.2 | -65.3 | -50.4 | -41.25 | 9.1  |
|      | VHT80 Beam Forming, M0 to M9 3ss    | 4 | 11 | 7  | -63.9 | -65.6 | -64.4 | -65   | -51   | -41.25 | 9.7  |
|      | VHT80 Beam Forming, M0 to M9 4ss    | 4 | 12 | 6  | -64.2 | -62.8 | -64.5 | -64.9 | -51.3 | -41.25 | 10.1 |
|      | VHT80 STBC, M0 to M9 1ss            | 2 | 13 | 6  | -63.9 | -62.8 |       |       | -53.6 | -41.25 | 12.4 |
|      | VHT80 STBC, M0 to M9 1ss            | 3 | 13 | 6  | -63.9 | -62.8 | -64.6 |       | -52.2 | -41.25 | 11   |
|      | VHT80 STBC, M0 to M9 1ss            | 4 | 12 | 6  | -64.2 | -62.8 | -64.5 | -64.9 | -51.3 | -41.25 | 10.1 |
| 5300 |                                     |   |    |    |       |       |       |       |       |        |      |
|      | Non HT20, 6 to 54 Mbps              | 1 | 17 | 6  | -61.9 |       |       |       | -55.8 | -41.25 | 14.5 |
|      | Non HT20, 6 to 54 Mbps              | 2 | 16 | 6  | -64.4 | -63.5 |       |       | -54.8 | -41.25 | 13.5 |
|      | Non HT20, 6 to 54 Mbps              | 3 | 12 | 6  | -66.8 | -66.1 | -67.5 |       | -55.9 | -41.25 | 14.6 |
|      | Non HT20, 6 to 54 Mbps              | 4 | 10 | 6  | -67   | -69.7 | -67.7 | -68.6 | -56   | -41.25 | 14.7 |
|      | Non HT20 Beam Forming, 6 to 54 Mbps | 2 | 14 | 9  | -64.2 | -66.2 |       |       | -52.9 | -41.25 | 11.7 |
|      | Non HT20 Beam Forming, 6 to 54 Mbps | 3 | 11 | 11 | -66.7 | -66.2 | -67.5 |       | -50.9 | -41.25 | 9.6  |
|      | Non HT20 Beam Forming, 6 to 54 Mbps | 4 | 8  | 12 | -70.5 | -69.8 | -67.7 | -68.4 | -50.8 | -41.25 | 9.5  |
|      | HT/VHT20, M0 to M7                  | 1 | 17 | 6  | -61.7 |       |       |       | -55.6 | -41.25 | 14.4 |
|      | HT/VHT20, M0 to M7                  | 2 | 16 | 6  | -64.3 | -63.6 |       |       | -54.9 | -41.25 | 13.6 |
|      | HT/VHT20, M8 to M15                 | 2 | 17 | 6  | -61.7 | -63.6 |       |       | -53.5 | -41.25 | 12.2 |
|      | HT/VHT20, M0 to M7                  | 3 | 13 | 6  | -64.5 | -66.2 | -65   |       | -54.3 | -41.25 | 13.1 |
|      | HT/VHT20, M8 to M15                 | 3 | 16 | 6  | -64.3 | -63.6 | -61.7 |       | -52.2 | -41.25 | 11   |
|      | HT/VHT20, M16 to M23                | 3 | 16 | 6  | -64.3 | -63.6 | -61.7 |       | -52.2 | -41.25 | 11   |
|      | HT/VHT20, M0 to M7                  | 4 | 11 | 6  | -67   | -66.2 | -67.4 | -68.3 | -55.1 | -41.25 | 13.8 |
|      | HT/VHT20, M8 to M15                 | 4 | 14 | 6  | -64.4 | -66.1 | -64.9 | -65.6 | -53.1 | -41.25 | 11.9 |
|      | HT/VHT20, M16 to M23                | 4 | 15 | 6  | -64.4 | -63.6 | -65   | -65.7 | -52.5 | -41.25 | 11.3 |
|      | HT/VHT20, M24 to M31                | 4 | 15 | 6  | -64.4 | -63.6 | -65   | -65.7 | -52.5 | -41.25 | 11.3 |
|      | HT/VHT20 Beam Forming, M0 to M7     | 2 | 14 | 9  | -64.4 | -66.1 |       |       | -53.1 | -41.25 | 11.8 |
|      | HT/VHT20 Beam Forming, M8 to M15    | 2 | 17 | 6  | -61.7 | -63.6 |       |       | -53.5 | -41.25 | 12.2 |
|      | HT/VHT20 Beam Forming, M0 to M7     | 3 | 11 | 11 | -67   | -66.2 | -67.4 |       | -51   | -41.25 | 9.8  |
|      | HT/VHT20 Beam Forming, M8 to M15    | 3 | 14 | 8  | -64.4 | -66.1 | -64.9 |       | -52.2 | -41.25 | 11   |
|      | HT/VHT20 Beam Forming, M16 to M23   | 3 | 16 | 6  | -64.3 | -63.6 | -61.7 |       | -52.2 | -41.25 | 11   |
|      | HT/VHT20 Beam Forming, M0 to M7     | 4 | 8  | 12 | -70.2 | -69.5 | -67.4 | -68.3 | -50.6 | -41.25 | 9.4  |
|      | HT/VHT20 Beam Forming, M8 to M15    | 4 | 11 | 9  | -67   | -66.2 | -67.4 | -68.3 | -52.1 | -41.25 | 10.8 |
|      | HT/VHT20 Beam Forming, M16 to M23   | 4 | 13 | 7  | -64.5 | -66.2 | -65   | -65.6 | -52.2 | -41.25 | 10.9 |
|      | HT/VHT20 Beam Forming, M24 to M31   | 4 | 15 | 6  | -64.4 | -63.6 | -65   | -65.7 | -52.5 | -41.25 | 11.3 |
|      | HT/VHT20 STBC, M0 to M7             | 2 | 17 | 6  | -61.7 | -63.6 |       |       | -53.5 | -41.25 | 12.2 |



|      |  |          |          |           |              |              |              |              |              |               |            |
|------|--|----------|----------|-----------|--------------|--------------|--------------|--------------|--------------|---------------|------------|
|      | HT/VHT20 STBC, M0 to M7                    | 3        | 16       | 6         | -64.3        | -63.6        | -61.7        |              | -52.2        | -41.25        | 11         |
|      | HT/VHT20 STBC, M0 to M7                    | 4        | 14       | 6         | -64.4        | -66.1        | -64.9        | -65.6        | -53.1        | -41.25        | 11.9       |
|      |  |          |          |           |              |              |              |              |              |               |            |
| 5310 | Non HT40, 6 to 54 Mbps                     | 1        | 17       | 6         | -61.7        |              |              |              | -55.6        | -41.25        | 14.3       |
|      | Non HT40, 6 to 54 Mbps                     | 2        | 16       | 6         | -61.8        | -63.4        |              |              | -53.4        | -41.25        | 12.1       |
|      | Non HT40, 6 to 54 Mbps                     | 3        | 14       | 6         | -61.8        | -63.3        | -61.7        |              | -51.3        | -41.25        | 10         |
|      | Non HT40, 6 to 54 Mbps                     | 4        | 12       | 6         | -64.5        | -65.9        | -64.9        | -65.4        | -53          | -41.25        | 11.7       |
|      | HT/VHT40, M0 to M7                         | 1        | 16       | 6         | -61.8        |              |              |              | -55.7        | -41.25        | 14.4       |
|      | HT/VHT40, M0 to M7                         | 2        | 16       | 6         | -61.8        | -63.6        |              |              | -53.5        | -41.25        | 12.2       |
|      | HT/VHT40, M8 to M15                        | 2        | 16       | 6         | -61.8        | -63.6        |              |              | -53.5        | -41.25        | 12.2       |
|      | HT/VHT40, M0 to M7                         | 3        | 14       | 6         | -64.5        | -63.6        | -65          |              | -53.4        | -41.25        | 12.2       |
|      | HT/VHT40, M8 to M15                        | 3        | 15       | 6         | -64.4        | -63.6        | -61.8        |              | -52.2        | -41.25        | 11         |
|      | HT/VHT40, M16 to M23                       | 3        | 15       | 6         | -64.4        | -63.6        | -61.8        |              | -52.2        | -41.25        | 11         |
|      | HT/VHT40, M0 to M7                         | 4        | 12       | 6         | -64.4        | -66.3        | -65.2        | -65.8        | -53.2        | -41.25        | 12         |
|      | HT/VHT40, M8 to M15                        | 4        | 14       | 6         | -64.5        | -63.6        | -65          | -65.8        | -52.5        | -41.25        | 11.2       |
|      | HT/VHT40, M16 to M23                       | 4        | 14       | 6         | -64.5        | -63.6        | -65          | -65.8        | -52.5        | -41.25        | 11.2       |
|      | HT/VHT40, M24 to M31                       | 4        | 14       | 6         | -64.5        | -63.6        | -65          | -65.8        | -52.5        | -41.25        | 11.2       |
|      | HT/VHT40 Beam Forming, M0 to M7            | 2        | 14       | 9         | -64.5        | -63.6        |              |              | -51.9        | -41.25        | 10.6       |
|      | HT/VHT40 Beam Forming, M8 to M15           | 2        | 16       | 6         | -61.8        | -63.6        |              |              | -53.5        | -41.25        | 12.2       |
|      | HT/VHT40 Beam Forming, M0 to M7            | 3        | 10       | 11        | -67.1        | -66.1        | -67.7        |              | -51          | -41.25        | 9.8        |
|      | HT/VHT40 Beam Forming, M8 to M15           | 3        | 14       | 8         | -64.5        | -63.6        | -65          |              | -51.4        | -41.25        | 10.2       |
|      | HT/VHT40 Beam Forming, M16 to M23          | 3        | 15       | 6         | -64.4        | -63.6        | -61.8        |              | -52.2        | -41.25        | 11         |
|      | HT/VHT40 Beam Forming, M0 to M7            | 4        | 8        | 12        | -67.3        | -69.9        | -67.8        | -68.6        | -50.1        | -41.25        | 8.9        |
|      | HT/VHT40 Beam Forming, M8 to M15           | 4        | 11       | 9         | -64.5        | -66.2        | -65.1        | -65.7        | -50.2        | -41.25        | 8.9        |
|      | HT/VHT40 Beam Forming, M16 to M23          | 4        | 13       | 7         | -64.4        | -66.4        | -65.1        | -65.6        | -52.2        | -41.25        | 10.9       |
|      | HT/VHT40 Beam Forming, M24 to M31          | 4        | 14       | 6         | -64.5        | -63.6        | -65          | -65.8        | -52.5        | -41.25        | 11.2       |
|      | HT/VHT40 STBC, M0 to M7                    | 2        | 16       | 6         | -61.8        | -63.6        |              |              | -53.5        | -41.25        | 12.2       |
|      | HT/VHT40 STBC, M0 to M7                    | 3        | 15       | 6         | -64.4        | -63.6        | -61.8        |              | -52.2        | -41.25        | 11         |
|      | HT/VHT40 STBC, M0 to M7                    | 4        | 14       | 6         | -64.5        | -63.6        | -65          | -65.8        | -52.5        | -41.25        | 11.2       |
|      |  |          |          |           |              |              |              |              |              |               |            |
| 5320 | Non HT20, 6 to 54 Mbps                     | 1        | 17       | 6         | -61.2        |              |              |              | -55.1        | -41.25        | 13.8       |
|      | Non HT20, 6 to 54 Mbps                     | 2        | 16       | 6         | -63.8        | -62.9        |              |              | -54.2        | -41.25        | 12.9       |
|      | Non HT20, 6 to 54 Mbps                     | 3        | 12       | 6         | -66.5        | -65.5        | -66.4        |              | -55.2        | -41.25        | 13.9       |
|      | Non HT20, 6 to 54 Mbps                     | 4        | 10       | 6         | -66.2        | -69.1        | -66.7        | -67.6        | -55.1        | -41.25        | 13.9       |
|      | Non HT20 Beam Forming, 6 to 54 Mbps        | 2        | 14       | 9         | -64          | -65.7        |              |              | -52.6        | -41.25        | 11.4       |
|      | Non HT20 Beam Forming, 6 to 54 Mbps        | 3        | 11       | 11        | -66.3        | -65.4        | -66.6        |              | -50.2        | -41.25        | 8.9        |
|      | <b>Non HT20 Beam Forming, 6 to 54 Mbps</b> | <b>4</b> | <b>8</b> | <b>12</b> | <b>-66.3</b> | <b>-69.1</b> | <b>-66.4</b> | <b>-67.6</b> | <b>-49.1</b> | <b>-41.25</b> | <b>7.8</b> |
|      | HT/VHT20, M0 to M7                         | 1        | 17       | 6         | -60.8        |              |              |              | -54.7        | -41.25        | 13.5       |
|      | HT/VHT20, M0 to M7                         | 2        | 16       | 6         | -63.2        | -62.5        |              |              | -53.8        | -41.25        | 12.5       |
|      | HT/VHT20, M8 to M15                        | 2        | 17       | 6         | -60.8        | -62.8        |              |              | -52.6        | -41.25        | 11.4       |
|      | HT/VHT20, M0 to M7                         | 3        | 13       | 6         | -63.6        | -65.5        | -63.8        |              | -53.4        | -41.25        | 12.1       |

|                                   |   |    |    |       |       |       |       |       |        |      |
|-----------------------------------|---|----|----|-------|-------|-------|-------|-------|--------|------|
| HT/VHT20, M8 to M15               | 3 | 16 | 6  | -63.2 | -62.5 | -63.7 |       | -52.3 | -41.25 | 11   |
| HT/VHT20, M16 to M23              | 3 | 16 | 6  | -63.2 | -62.5 | -63.7 |       | -52.3 | -41.25 | 11   |
| HT/VHT20, M0 to M7                | 4 | 11 | 6  | -66.4 | -65.8 | -66.9 | -67.7 | -54.6 | -41.25 | 13.3 |
| HT/VHT20, M8 to M15               | 4 | 14 | 6  | -63.4 | -65.5 | -63.7 | -64.9 | -52.2 | -41.25 | 11   |
| HT/VHT20, M16 to M23              | 4 | 15 | 6  | -63.4 | -62.5 | -63.8 | -64.7 | -51.4 | -41.25 | 10.2 |
| HT/VHT20, M24 to M31              | 4 | 15 | 6  | -63.4 | -62.5 | -63.8 | -64.7 | -51.4 | -41.25 | 10.2 |
| HT/VHT20 Beam Forming, M0 to M7   | 2 | 14 | 9  | -63.4 | -65.5 |       |       | -52.3 | -41.25 | 11   |
| HT/VHT20 Beam Forming, M8 to M15  | 2 | 17 | 6  | -60.8 | -62.8 |       |       | -52.6 | -41.25 | 11.4 |
| HT/VHT20 Beam Forming, M0 to M7   | 3 | 11 | 11 | -66.4 | -65.8 | -66.9 |       | -50.5 | -41.25 | 9.3  |
| HT/VHT20 Beam Forming, M8 to M15  | 3 | 14 | 8  | -63.4 | -65.5 | -63.7 |       | -51.3 | -41.25 | 10   |
| HT/VHT20 Beam Forming, M16 to M23 | 3 | 16 | 6  | -63.2 | -62.5 | -63.7 |       | -52.3 | -41.25 | 11   |
| HT/VHT20 Beam Forming, M0 to M7   | 4 | 8  | 12 | -66.8 | -69.7 | -66.9 | -67.6 | -49.5 | -41.25 | 8.3  |
| HT/VHT20 Beam Forming, M8 to M15  | 4 | 11 | 9  | -66.4 | -65.8 | -66.9 | -67.7 | -51.6 | -41.25 | 10.3 |
| HT/VHT20 Beam Forming, M16 to M23 | 4 | 13 | 7  | -63.6 | -65.5 | -63.8 | -64.9 | -51.3 | -41.25 | 10   |
| HT/VHT20 Beam Forming, M24 to M31 | 4 | 15 | 6  | -63.4 | -62.5 | -63.8 | -64.7 | -51.4 | -41.25 | 10.2 |
| HT/VHT20 STBC, M0 to M7           | 2 | 17 | 6  | -60.8 | -62.8 |       |       | -52.6 | -41.25 | 11.4 |
| HT/VHT20 STBC, M0 to M7           | 3 | 16 | 6  | -63.2 | -62.5 | -63.7 |       | -52.3 | -41.25 | 11   |
| HT/VHT20 STBC, M0 to M7           | 4 | 14 | 6  | -63.4 | -65.5 | -63.7 | -64.9 | -52.2 | -41.25 | 11   |

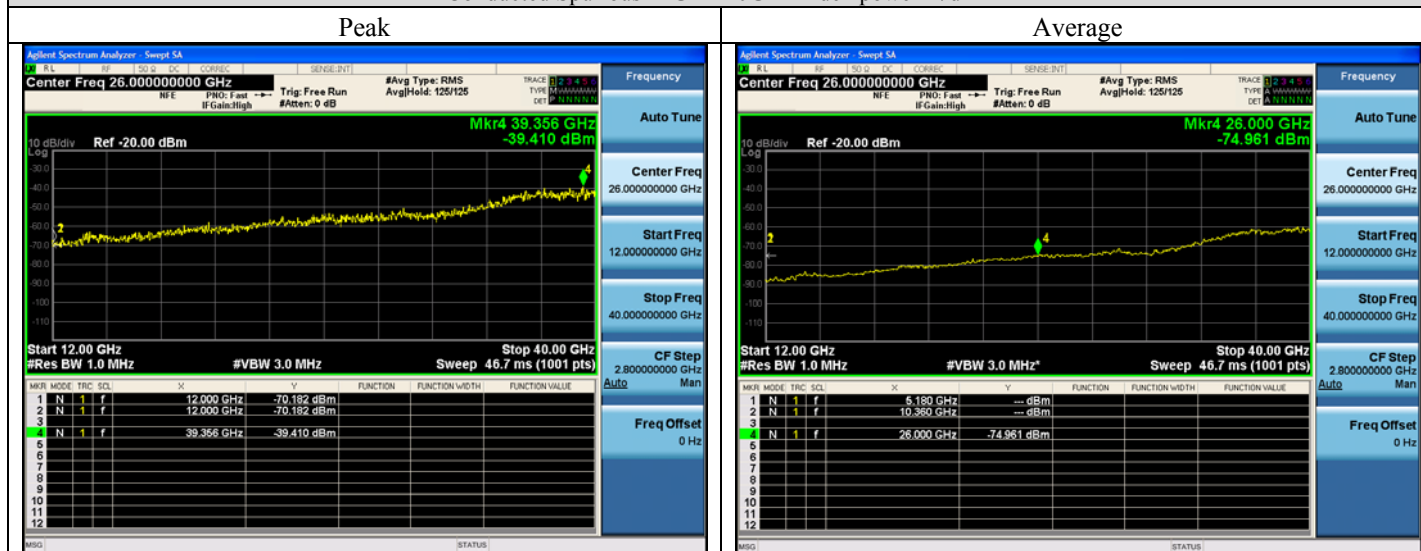
### 5.5.7 Conducted Spurious Emissions Data Plots – Average 30MHz – 12GHz



## 5.5.8 Conducted Spurious Emissions Plots 12-40GHz

Plots representative of all modes

Conducted Spurious 12GHz-40GHz index power 17dBm



## 5.6 Conducted Band Edge

### 5.6.1 Conducted Band Edge Test Requirement

#### 15.407(b)

*Undesirable emission limits.* Except as shown in paragraph (b)(7) of this section, the maximum emissions outside of the frequency bands of operation shall be attenuated in accordance with the following limits:

(2) For transmitters operating in the 5.25-5.35 GHz band: All emissions outside of the 5.15-5.35 GHz band shall not exceed an e.i.r.p. of -27 dBm/MHz.

(6) Unwanted emissions below 1 GHz must comply with the general field strength limits set forth in §15.209.

(7) The provisions of §15.205 apply to intentional radiators operating under this section.

(8) When measuring the emission limits, the nominal carrier frequency shall be adjusted as close to the upper and lower frequency band edges as the design of the equipment permits.

#### KDB 789033 D02 General UNII Test Procedures New Rules v01r02 2. Unwanted Emissions that fall Outside of the Restricted Bands

As specified in § 15.407(b), emissions above 1000 MHz that are outside of the restricted bands are subject to a maximum emission limit of -27 dBm/MHz (or -17 dBm/MHz as specified in § 15.407(b)(4)). However, an out-of-band emission that complies with both the peak and average limits of § 15.209 is not required to satisfy the -27 dBm/MHz or -17 dBm/MHz maximum emission limit.

## 5.6.2 Conducted Band Edge Test Procedure

Ref. 789033 D02 General UNII Test Procedures New Rules v01r02  
ANSI C63.10: 2013

| <b>Conducted Spurious Emissions</b><br>Test Procedure   |
|---|
| <ol style="list-style-type: none"> <li>1. Connect the antenna port(s) to the spectrum analyzer input.</li> <li>2. Place the radio in continuous transmit mode. Use the procedures in KDB 789033 D02 General UNII Test Procedures New Rules v01r02 to substitute conducted measurements in place of radiated measurements.</li> <li>3. Configure Spectrum analyzer as per test parameters below (be sure to enter all losses between the transmitter output and the spectrum analyzer).</li> <li>4. Record the marker. Also measure any emissions in the restricted bands.</li> <li>5. The “measure-and-sum technique” is used for measuring in-band transmit power of a device. In the measure-and-sum approach, the conducted emission level is measured at each antenna port. The measured results at the various antenna ports are then summed mathematically to determine the total emission level from the device. Summing is performed in linear power units. The worst-case output is recorded.</li> <li>6. Place a marker at the end of the restricted band closest to the transmit frequency to show compliance.<br/>Also measure any emissions in the restricted bands</li> <li>7. Capture graphs and record pertinent measurement data.</li> </ol> |

Ref. KDB 789033 D02 General UNII Test Procedures New Rules v01r02  
Peak: KDB 789033 Section 5, Average: KDB 789033 Section 6

| <b>Conducted Spurious Emissions</b><br>Test parameters   |
|--|
| <p><b>5. Procedure for Unwanted Maximum Emissions Measurements above 1000 MHz</b></p> <ol style="list-style-type: none"> <li>a) Follow the requirements in section II.G.3., “General Requirements for Unwanted Emissions Measurements”.</li> <li>b) Maximum emission levels are measured by setting the analyzer as follows: (i) RBW = 1 MHz.<br/>(ii) VBW <math>\geq</math> 3 MHz.<br/>(iii) Detector = Peak.<br/>(iv) Sweep time = auto.<br/>(v) Trace mode = max hold.<br/>(vi) Allow sweeps to continue until the trace stabilizes. Note that if the transmission is not continuous, the time required for the trace to stabilize will increase by a factor of approximately 1/x, where x is the duty cycle. For example, at 50 percent duty cycle, the measurement time will increase by a factor of two relative to measurement time for continuous transmission.</li> </ol> <p><b>6. Procedures for Average Unwanted Emissions Measurements above 1000 MHz</b></p> <ol style="list-style-type: none"> <li>a) Follow the requirements in section II.G.3., “General Requirements for Unwanted Emissions Measurements”.</li> <li>b) Average emission levels shall be measured using one of the following two methods.</li> </ol> |

- d) **Method VB** (Averaging using reduced video bandwidth): Alternative method. (i) RBW = 1MHz.
- (ii) Video bandwidth. • If the EUT is configured to transmit with duty cycle  $\geq 98$  percent, set  $VBW \leq RBW/100$  (*i.e.*, 10 kHz) but not less than 10 Hz.
- If the EUT duty cycle is  $< 98$  percent, set  $VBW \geq 1/T$ , where  $T$  is defined in section II.B.1.a).
- (iii) Video bandwidth mode or display mode • The instrument shall be set to ensure that video filtering is applied in the power domain. Typically, this requires setting the detector mode to RMS and setting the Average-VBW Type to Power (RMS).
- As an alternative, the analyzer may be set to linear detector mode. Ensure that video filtering is applied in linear voltage domain (rather than in a log or dB domain). Some analyzers require linear display mode in order to accomplish this. Others have a setting for Average-VBW Type, which can be set to “Voltage” regardless of the display mode.
- (iv) Detector = Peak.
- (v) Sweep time = auto.
- (vi) Trace mode = max hold.
- (vii) Allow max hold to run for at least 50 traces if the transmitted signal is continuous or has at least 98 percent duty cycle. For lower duty cycles, increase the minimum number of traces by a factor of  $1/x$ , where  $x$  is the duty cycle. For example, use at least 200 traces if the duty cycle is 25 percent. (If a specific emission is demonstrated to be continuous—*i.e.*, 100 percent duty cycle—rather than turning on and off with the transmit cycle, at least 50 traces shall be averaged.)

### 5.6.3 Conducted Band Edge Test Information

#### Samples, Systems, and Modes

| System Number | Description | Samples | System under test                   | Support equipment                   |
|---------------|-------------|---------|-------------------------------------|-------------------------------------|
| 1             | EUT         | S01     | <input checked="" type="checkbox"/> | <input type="checkbox"/>            |
|               | Support     | S02     | <input type="checkbox"/>            | <input checked="" type="checkbox"/> |

|  |  |
|--|--|
| Tested By:<br>Julian Land, Abhishek Upadhyay | Date of testing:<br>March 6, 2019 - March 26, 2019 |
| Test Result: PASS                            |  |

#### Test Equipment

See Appendix A for list of test equipment



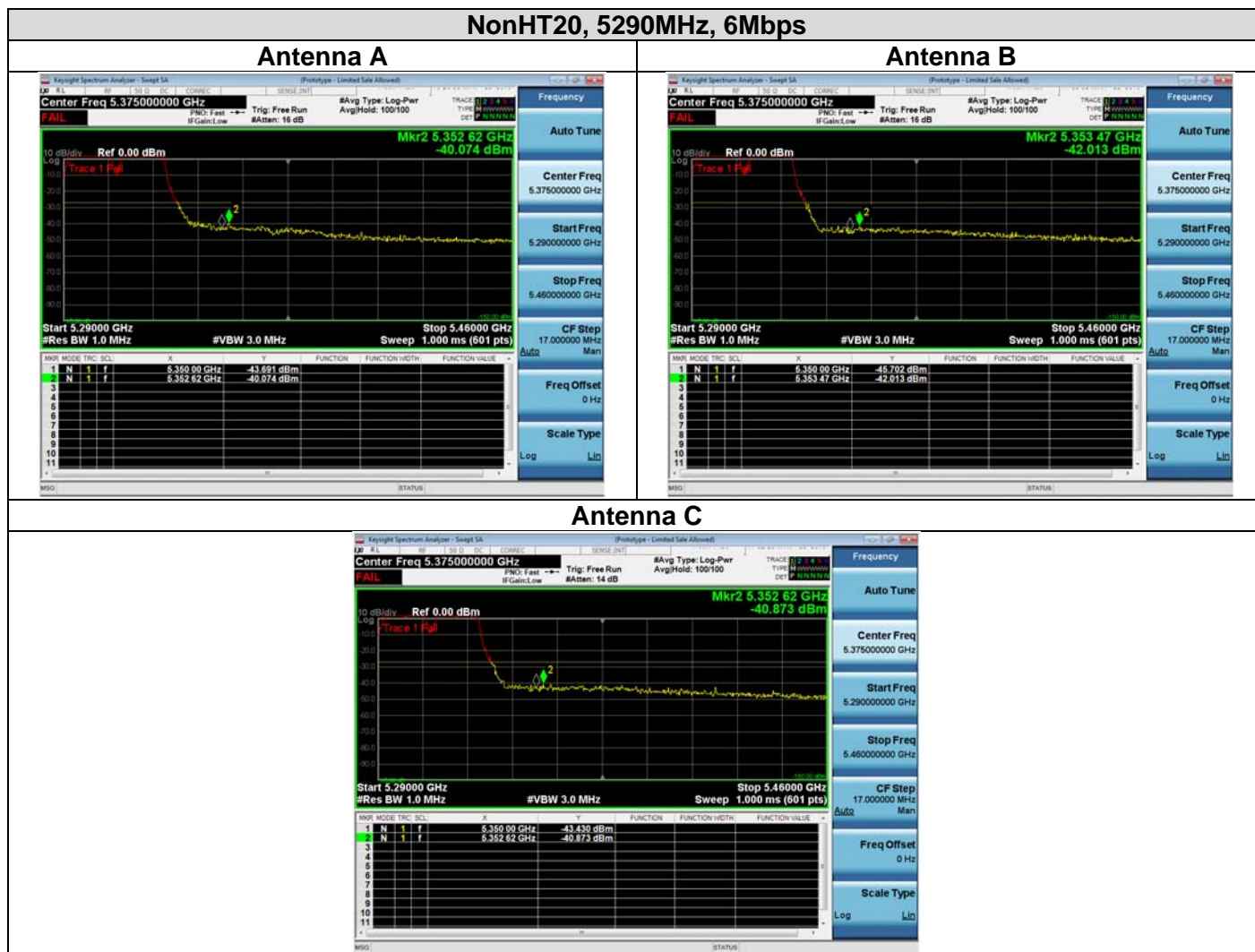
### 5.6.4 Conducted Band Edge Data Tables – Peak

| Frequency (MHz) | Mode                             | Tx Paths | Index Power (dBm) | Correlated Antenna Gain (dBi) | Tx 1 Band edge Level (dBm) | Tx 2 Band edge Level (dBm) | Tx 3 Band edge Level (dBm) | Tx 4 Band edge Level (dBm) | Total Tx Band edge Level (dBm) | Limit (dBm)   | Margin (dB) |
|-----------------|----------------------------------|----------|-------------------|-------------------------------|----------------------------|----------------------------|----------------------------|----------------------------|--------------------------------|---------------|-------------|
| 5290            | Non HT80, 6 to 54 Mbps           | 1        | 15                | 6                             | -38.8                      |                            |                            |                            | -32.7                          | -21.25        | 11.45       |
|                 | Non HT80, 6 to 54 Mbps           | 2        | 14                | 6                             | -40.1                      | -42                        |                            |                            | -31.8                          | -21.25        | 10.55       |
|                 | <b>Non HT80, 6 to 54 Mbps</b>    | <b>3</b> | <b>14</b>         | <b>6</b>                      | <b>-40.1</b>               | <b>-42</b>                 | <b>-40.9</b>               |                            | <b>-30</b>                     | <b>-21.25</b> | <b>8.75</b> |
|                 | Non HT80, 6 to 54 Mbps           | 4        | 13                | 6                             | -43.3                      | -42.3                      | -43.9                      | -45.7                      | -31.5                          | -21.25        | 10.25       |
|                 | VHT80, M0 to M9 1ss              | 1        | 15                | 6                             | -39.1                      |                            |                            |                            | -32.4                          | -21.25        | 11.15       |
|                 | VHT80, M0 to M9 1ss              | 2        | 13                | 6                             | -41.6                      | -40.9                      |                            |                            | -31.5                          | -21.25        | 10.25       |
|                 | VHT80, M0 to M9 2ss              | 2        | 13                | 6                             | -41.6                      | -40.9                      |                            |                            | -31.5                          | -21.25        | 10.25       |
|                 | VHT80, M0 to M9 1ss              | 3        | 13                | 6                             | -41.6                      | -40.9                      | -44.3                      |                            | -30.6                          | -21.25        | 9.35        |
|                 | VHT80, M0 to M9 2ss              | 3        | 13                | 6                             | -41.6                      | -40.9                      | -44.3                      |                            | -30.6                          | -21.25        | 9.35        |
|                 | VHT80, M0 to M9 3ss              | 3        | 13                | 6                             | -41.6                      | -40.9                      | -44.3                      |                            | -30.6                          | -21.25        | 9.35        |
|                 | VHT80, M0 to M9 1ss              | 4        | 12                | 6                             | -41.8                      | -41.9                      | -44.6                      | -45.9                      | -30.5                          | -21.25        | 9.25        |
|                 | VHT80, M0 to M9 2ss              | 4        | 12                | 6                             | -41.8                      | -41.9                      | -44.6                      | -45.9                      | -30.5                          | -21.25        | 9.25        |
|                 | VHT80, M0 to M9 3ss              | 4        | 12                | 6                             | -41.8                      | -41.9                      | -44.6                      | -45.9                      | -30.5                          | -21.25        | 9.25        |
|                 | VHT80, M0 to M9 4ss              | 4        | 12                | 6                             | -41.8                      | -41.9                      | -44.6                      | -45.9                      | -30.5                          | -21.25        | 9.25        |
|                 | VHT80 Beam Forming, M0 to M9 1ss | 2        | 11                | 9                             | -44                        | -45.2                      |                            |                            | -31.9                          | -21.25        | 10.65       |
|                 | VHT80 Beam Forming, M0 to M9 2ss | 2        | 13                | 6                             | -41.6                      | -40.9                      |                            |                            | -31.5                          | -21.25        | 10.25       |
|                 | VHT80 Beam Forming, M0 to M9 1ss | 3        | 8                 | 11                            | -48.8                      | -45                        | -49.1                      |                            | -30.7                          | -21.25        | 9.45        |
|                 | VHT80 Beam Forming, M0 to M9 2ss | 3        | 11                | 8                             | -44                        | -45.2                      | -45.1                      |                            | -31.3                          | -21.25        | 10.05       |
|                 | VHT80 Beam Forming, M0 to M9 3ss | 3        | 13                | 6                             | -41.6                      | -40.9                      | -44.3                      |                            | -30.6                          | -21.25        | 9.35        |
|                 | VHT80 Beam Forming, M0 to M9 1ss | 4        | 5                 | 12                            | -51.2                      | -50                        | -49                        | -50.4                      | -31.4                          | -21.25        | 10.15       |
|                 | VHT80 Beam Forming, M0 to M9 2ss | 4        | 9                 | 9                             | -48.2                      | -45.9                      | -47.9                      | -46.4                      | -31.3                          | -21.25        | 10.05       |
|                 | VHT80 Beam Forming, M0 to M9 3ss | 4        | 11                | 7                             | -44                        | -45.2                      | -45.1                      | -46.5                      | -31.4                          | -21.25        | 10.15       |
|                 | VHT80 Beam Forming, M0 to M9 4ss | 4        | 12                | 6                             | -41.8                      | -41.9                      | -44.6                      | -45.9                      | -30.5                          | -21.25        | 9.25        |
|                 | VHT80 STBC, M0 to M9 1ss         | 2        | 13                | 6                             | -41.6                      | -40.9                      |                            |                            | -31.5                          | -21.25        | 10.25       |
|                 | VHT80 STBC, M0 to M9 1ss         | 3        | 13                | 6                             | -41.6                      | -40.9                      | -44.3                      |                            | -30.6                          | -21.25        | 9.35        |
|                 | VHT80 STBC, M0 to M9 1ss         | 4        | 12                | 6                             | -41.8                      | -41.9                      | -44.6                      | -45.9                      | -30.5                          | -21.25        | 9.25        |
|                 |                                  |          |                   |                               |                            |                            |                            |                            |                                |               |             |
| 5310            | Non HT40, 6 to 54 Mbps           | 1        | 17                | 6                             | -38.4                      |                            |                            |                            | -32.3                          | -21.25        | 11.05       |
|                 | Non HT40, 6 to 54 Mbps           | 2        | 16                | 6                             | -41.1                      | -43.4                      |                            |                            | -32.9                          | -21.25        | 11.65       |
|                 | Non HT40, 6 to 54 Mbps           | 3        | 14                | 6                             | -41.7                      | -42.9                      | -42.7                      |                            | -31.5                          | -21.25        | 10.25       |
|                 | Non HT40, 6 to 54 Mbps           | 4        | 12                | 6                             | -43.8                      | -47.8                      | -47.2                      | -46.9                      | -33.9                          | -21.25        | 12.65       |

|      |                                     |   |    |    |       |       |       |       |       |        |       |
|------|-------------------------------------|---|----|----|-------|-------|-------|-------|-------|--------|-------|
|      | HT/VHT40, M0 to M7                  | 1 | 16 | 6  | -39.6 |       |       |       | -33.5 | -21.25 | 12.25 |
|      | HT/VHT40, M0 to M7                  | 2 | 16 | 6  | -39.6 | -41.4 |       |       | -31.3 | -21.25 | 10.05 |
|      | HT/VHT40, M8 to M15                 | 2 | 16 | 6  | -39.6 | -41.4 |       |       | -31.3 | -21.25 | 10.05 |
|      | HT/VHT40, M0 to M7                  | 3 | 14 | 6  | -43.6 | -43   | -44.8 |       | -32.8 | -21.25 | 11.55 |
|      | HT/VHT40, M8 to M15                 | 3 | 15 | 6  | -42.2 | -42.9 | -41.9 |       | -31.4 | -21.25 | 10.15 |
|      | HT/VHT40, M16 to M23                | 3 | 15 | 6  | -42.2 | -42.9 | -41.9 |       | -31.4 | -21.25 | 10.15 |
|      | HT/VHT40, M0 to M7                  | 4 | 12 | 6  | -45.6 | -47.5 | -47.9 | -49.6 | -35.3 | -21.25 | 14.05 |
|      | HT/VHT40, M8 to M15                 | 4 | 14 | 6  | -43.6 | -43   | -44.8 | -48.4 | -32.4 | -21.25 | 11.15 |
|      | HT/VHT40, M16 to M23                | 4 | 14 | 6  | -43.6 | -43   | -44.8 | -48.4 | -32.4 | -21.25 | 11.15 |
|      | HT/VHT40, M24 to M31                | 4 | 14 | 6  | -43.6 | -43   | -44.8 | -48.4 | -32.4 | -21.25 | 11.15 |
|      | HT/VHT40 Beam Forming, M0 to M7     | 2 | 14 | 9  | -43.6 | -43   |       |       | -31.1 | -21.25 | 9.85  |
|      | HT/VHT40 Beam Forming, M8 to M15    | 2 | 16 | 6  | -39.6 | -41.4 |       |       | -31.3 | -21.25 | 10.05 |
|      | HT/VHT40 Beam Forming, M0 to M7     | 3 | 10 | 11 | -48.1 | -47.6 | -50.5 |       | -32.7 | -21.25 | 11.45 |
|      | HT/VHT40 Beam Forming, M8 to M15    | 3 | 14 | 8  | -43.6 | -43   | -44.8 |       | -30.8 | -21.25 | 9.55  |
|      | HT/VHT40 Beam Forming, M16 to M23   | 3 | 15 | 6  | -42.2 | -42.9 | -41.9 |       | -31.4 | -21.25 | 10.15 |
|      | HT/VHT40 Beam Forming, M0 to M7     | 4 | 8  | 12 | -50.2 | -51.2 | -51   | -53.3 | -33.1 | -21.25 | 11.85 |
|      | HT/VHT40 Beam Forming, M8 to M15    | 4 | 11 | 9  | -46.2 | -48.2 | -47.4 | -49.4 | -32.5 | -21.25 | 11.25 |
|      | HT/VHT40 Beam Forming, M16 to M23   | 4 | 13 | 7  | -44.1 | -47.5 | -46.3 | -46.7 | -32.8 | -21.25 | 11.55 |
|      | HT/VHT40 Beam Forming, M24 to M31   | 4 | 14 | 6  | -43.6 | -43   | -44.8 | -48.4 | -32.4 | -21.25 | 11.15 |
|      | HT/VHT40 STBC, M0 to M7             | 2 | 16 | 6  | -39.6 | -41.4 |       |       | -31.3 | -21.25 | 10.05 |
|      | HT/VHT40 STBC, M0 to M7             | 3 | 15 | 6  | -42.2 | -42.9 | -41.9 |       | -31.4 | -21.25 | 10.15 |
|      | HT/VHT40 STBC, M0 to M7             | 4 | 14 | 6  | -43.6 | -43   | -44.8 | -48.4 | -32.4 | -21.25 | 11.15 |
|      |                                     |   |    |    |       |       |       |       |       |        |       |
| 5320 | Non HT20, 6 to 54 Mbps              | 1 | 17 | 6  | -41.3 |       |       |       | -35.2 | -21.25 | 13.95 |
|      | Non HT20, 6 to 54 Mbps              | 2 | 16 | 6  | -44.7 | -42.8 |       |       | -34.5 | -21.25 | 13.25 |
|      | Non HT20, 6 to 54 Mbps              | 3 | 12 | 6  | -47.9 | -49   | -50.2 |       | -38   | -21.25 | 16.75 |
|      | Non HT20, 6 to 54 Mbps              | 4 | 10 | 6  | -46.5 | -51.7 | -49.9 | -49.6 | -36.8 | -21.25 | 15.55 |
|      | Non HT20 Beam Forming, 6 to 54 Mbps | 2 | 14 | 9  | -43.1 | -47.2 |       |       | -32.5 | -21.25 | 11.25 |
|      | Non HT20 Beam Forming, 6 to 54 Mbps | 3 | 11 | 11 | -50   | -47.2 | -48.2 |       | -32.4 | -21.25 | 11.15 |
|      | Non HT20 Beam Forming, 6 to 54 Mbps | 4 | 8  | 12 | -47.8 | -53.6 | -50.4 | -52   | -32.3 | -21.25 | 11.05 |
|      | HT/VHT20, M0 to M7                  | 1 | 17 | 6  | -42.9 |       |       |       | -36.8 | -21.25 | 15.55 |
|      | HT/VHT20, M0 to M7                  | 2 | 16 | 6  | -41.7 | -44.6 |       |       | -33.8 | -21.25 | 12.55 |
|      | HT/VHT20, M8 to M15                 | 2 | 17 | 6  | -42.9 | -45   |       |       | -34.8 | -21.25 | 13.55 |
|      | HT/VHT20, M0 to M7                  | 3 | 13 | 6  | -47.4 | -47.9 | -47   |       | -36.6 | -21.25 | 15.35 |
|      | HT/VHT20, M8 to M15                 | 3 | 16 | 6  | -41.7 | -44.6 | -44.4 |       | -32.5 | -21.25 | 11.25 |
|      | HT/VHT20, M16 to M23                | 3 | 16 | 6  | -41.7 | -44.6 | -44.4 |       | -32.5 | -21.25 | 11.25 |
|      | HT/VHT20, M0 to M7                  | 4 | 11 | 6  | -47.5 | -48.8 | -49.6 | -50.7 | -36.9 | -21.25 | 15.65 |
|      | HT/VHT20, M8 to M15                 | 4 | 14 | 6  | -43.8 | -48   | -46.6 | -45.5 | -33.6 | -21.25 | 12.35 |
|      | HT/VHT20, M16 to M23                | 4 | 15 | 6  | -45.2 | -44.7 | -45.7 | -45.4 | -33.2 | -21.25 | 11.95 |
|      | HT/VHT20, M24 to M31                | 4 | 15 | 6  | -45.2 | -44.7 | -45.7 | -45.4 | -33.2 | -21.25 | 11.95 |
|      | HT/VHT20 Beam Forming, M0 to M7     | 2 | 14 | 9  | -43.8 | -48   |       |       | -33.3 | -21.25 | 12.05 |

|                                   |   |    |    |       |       |       |       |       |        |       |
|-----------------------------------|---|----|----|-------|-------|-------|-------|-------|--------|-------|
| HT/VHT20 Beam Forming, M8 to M15  | 2 | 17 | 6  | -42.9 | -45   |       |       | -34.8 | -21.25 | 13.55 |
| HT/VHT20 Beam Forming, M0 to M7   | 3 | 11 | 11 | -47.5 | -48.8 | -49.6 |       | -32.7 | -21.25 | 11.45 |
| HT/VHT20 Beam Forming, M8 to M15  | 3 | 14 | 8  | -43.8 | -48   | -46.6 |       | -32.9 | -21.25 | 11.65 |
| HT/VHT20 Beam Forming, M16 to M23 | 3 | 16 | 6  | -41.7 | -44.6 | -44.4 |       | -32.5 | -21.25 | 11.25 |
| HT/VHT20 Beam Forming, M0 to M7   | 4 | 8  | 12 | -51.5 | -53.1 | -50.8 | -49.6 | -33   | -21.25 | 11.75 |
| HT/VHT20 Beam Forming, M8 to M15  | 4 | 11 | 9  | -47.5 | -48.8 | -49.6 | -50.7 | -33.9 | -21.25 | 12.65 |
| HT/VHT20 Beam Forming, M16 to M23 | 4 | 13 | 7  | -47.4 | -47.9 | -47   | -47.4 | -34.3 | -21.25 | 13.05 |
| HT/VHT20 Beam Forming, M24 to M31 | 4 | 15 | 6  | -45.2 | -44.7 | -45.7 | -45.4 | -33.2 | -21.25 | 11.95 |
| HT/VHT20 STBC, M0 to M7           | 2 | 17 | 6  | -42.9 | -45   |       |       | -34.8 | -21.25 | 13.55 |
| HT/VHT20 STBC, M0 to M7           | 3 | 16 | 6  | -41.7 | -44.6 | -44.4 |       | -32.5 | -21.25 | 11.25 |
| HT/VHT20 STBC, M0 to M7           | 4 | 14 | 6  | -43.8 | -48   | -46.6 | -45.5 | -33.6 | -21.25 | 12.35 |

### 5.6.5 Conducted Band Edge Plot – Peak



Note: Traces say fail above because the transmitter is above an arbitrary line in the pass band

### 5.6.6 Conducted Band Edge Data Tables – Average

| Frequency (MHz) | Mode                             | Tx Paths | Index Power (dBm) | Correlated Antenna Gain (dBi) | Tx 1 Band edge Level (dBm) | Tx 2 Band edge Level (dBm) | Tx 3 Band edge Level (dBm) | Tx 4 Band edge Level (dBm) | Tx 5 Band edge Level (dBm) | Total Tx Band edge Level (dBm) | Limit (dBm)   | Margin (dB) |
|-----------------|----------------------------------|----------|-------------------|-------------------------------|----------------------------|----------------------------|----------------------------|----------------------------|----------------------------|--------------------------------|---------------|-------------|
| 5290            | Non HT80, 6 to 54 Mbps           | 1        | 15                | 6                             | -48.4                      |                            |                            |                            | 0.15                       | -42.3                          | -41.25        | 1           |
|                 | Non HT80, 6 to 54 Mbps           | 2        | 14                | 6                             | -51.3                      | -53.2                      |                            |                            | 0.15                       | -43                            | -41.25        | 1.7         |
|                 | <b>Non HT80, 6 to 54 Mbps</b>    | <b>3</b> | <b>14</b>         | <b>6</b>                      | <b>-51.3</b>               | <b>-53.2</b>               | <b>-52.4</b>               |                            | <b>0.15</b>                | <b>-41.3</b>                   | <b>-41.25</b> | <b>0.1</b>  |
|                 | Non HT80, 6 to 54 Mbps           | 4        | 13                | 6                             | -52.4                      | -53.3                      | -54.9                      | -56.2                      | 0.15                       | -41.8                          | -41.25        | 0.5         |
|                 | VHT80, M0 to M9 1ss              | 1        | 15                | 6                             | -48.1                      |                            |                            |                            | 0.69                       | -41.4                          | -41.25        | 0.2         |
|                 | VHT80, M0 to M9 1ss              | 2        | 13                | 6                             | -53.4                      | -53                        |                            |                            | 0.69                       | -43.5                          | -41.25        | 2.2         |
|                 | VHT80, M0 to M9 2ss              | 2        | 13                | 6                             | -53.4                      | -53                        |                            |                            | 0.69                       | -43.5                          | -41.25        | 2.2         |
|                 | VHT80, M0 to M9 1ss              | 3        | 13                | 6                             | -53.4                      | -53                        | -55.1                      |                            | 0.69                       | -42.3                          | -41.25        | 1           |
|                 | VHT80, M0 to M9 2ss              | 3        | 13                | 6                             | -53.4                      | -53                        | -55.1                      |                            | 0.69                       | -42.3                          | -41.25        | 1           |
|                 | VHT80, M0 to M9 3ss              | 3        | 13                | 6                             | -53.4                      | -53                        | -55.1                      |                            | 0.69                       | -42.3                          | -41.25        | 1           |
|                 | VHT80, M0 to M9 1ss              | 4        | 12                | 6                             | -54.7                      | -53.1                      | -55.7                      | -56.9                      | 0.69                       | -42.2                          | -41.25        | 0.9         |
|                 | VHT80, M0 to M9 2ss              | 4        | 12                | 6                             | -54.7                      | -53.1                      | -55.7                      | -56.9                      | 0.69                       | -42.2                          | -41.25        | 0.9         |
|                 | VHT80, M0 to M9 3ss              | 4        | 12                | 6                             | -54.7                      | -53.1                      | -55.7                      | -56.9                      | 0.69                       | -42.2                          | -41.25        | 0.9         |
|                 | VHT80, M0 to M9 4ss              | 4        | 12                | 6                             | -54.7                      | -53.1                      | -55.7                      | -56.9                      | 0.69                       | -42.2                          | -41.25        | 0.9         |
|                 | VHT80 Beam Forming, M0 to M9 1ss | 2        | 11                | 9                             | -54                        | -56.1                      |                            |                            | 0.69                       | -42.2                          | -41.25        | 1           |
|                 | VHT80 Beam Forming, M0 to M9 2ss | 2        | 13                | 6                             | -53.4                      | -53                        |                            |                            | 0.69                       | -43.5                          | -41.25        | 2.2         |
|                 | VHT80 Beam Forming, M0 to M9 1ss | 3        | 8                 | 11                            | -57.6                      | -58                        | -57.8                      |                            | 0.69                       | -41.3                          | -41.25        | 0.1         |
|                 | VHT80 Beam Forming, M0 to M9 2ss | 3        | 11                | 8                             | -54                        | -56.1                      | -55.7                      |                            | 0.69                       | -41.7                          | -41.25        | 0.5         |
|                 | VHT80 Beam Forming, M0 to M9 3ss | 3        | 13                | 6                             | -53.4                      | -53                        | -55.1                      |                            | 0.69                       | -42.3                          | -41.25        | 1           |
|                 | VHT80 Beam Forming, M0 to M9 1ss | 4        | 5                 | 12                            | -61                        | -62.2                      | -58.5                      | -61.6                      | 0.69                       | -41.9                          | -41.25        | 0.6         |
|                 | VHT80 Beam Forming, M0 to M9 2ss | 4        | 9                 | 9                             | -57.6                      | -57.1                      | -58                        | -58                        | 0.69                       | -41.9                          | -41.25        | 0.7         |
|                 | VHT80 Beam Forming, M0 to M9 3ss | 4        | 11                | 7                             | -54                        | -56.1                      | -55.7                      | -58                        | 0.69                       | -42                            | -41.25        | 0.8         |
|                 | VHT80 Beam Forming, M0 to M9 4ss | 4        | 12                | 6                             | -54.7                      | -53.1                      | -55.7                      | -56.9                      | 0.69                       | -42.2                          | -41.25        | 0.9         |
|                 | VHT80 STBC, M0 to M9 1ss         | 2        | 13                | 6                             | -53.4                      | -53                        |                            |                            | 0.69                       | -43.5                          | -41.25        | 2.2         |
|                 | VHT80 STBC, M0 to M9 1ss         | 3        | 13                | 6                             | -53.4                      | -53                        | -55.1                      |                            | 0.69                       | -42.3                          | -41.25        | 1           |
|                 | VHT80 STBC, M0 to M9 1ss         | 4        | 12                | 6                             | -54.7                      | -53.1                      | -55.7                      | -56.9                      | 0.69                       | -42.2                          | -41.25        | 0.9         |
|                 |                                  |          |                   |                               |                            |                            |                            |                            |                            |                                |               |             |
| 5310            | Non HT40, 6 to 54 Mbps           | 1        | 17                | 6                             | -50.2                      |                            |                            |                            | 0.15                       | -44.1                          | -41.25        | 2.8         |
|                 | Non HT40, 6 to 54 Mbps           | 2        | 16                | 6                             | -50.8                      | -53.6                      |                            |                            | 0.15                       | -42.8                          | -41.25        | 1.6         |
|                 | Non HT40, 6 to 54 Mbps           | 3        | 14                | 6                             | -51.4                      | -54.6                      | -54.1                      |                            | 0.15                       | -42.2                          | -41.25        | 1           |
|                 | Non HT40, 6 to 54 Mbps           | 4        | 12                | 6                             | -55.3                      | -58.9                      | -56.7                      | -58.9                      | 0.15                       | -45                            | -41.25        | 3.8         |

|      |                                     |   |    |    |       |       |       |       |      |       |        |     |
|------|-------------------------------------|---|----|----|-------|-------|-------|-------|------|-------|--------|-----|
|      | HT/VHT40, M0 to M7                  | 1 | 16 | 6  | -49   |       |       |       | 0.14 | -42.9 | -41.25 | 1.6 |
|      | HT/VHT40, M0 to M7                  | 2 | 16 | 6  | -49   | -53.1 |       |       | 0.14 | -41.4 | -41.25 | 0.2 |
|      | HT/VHT40, M8 to M15                 | 2 | 16 | 6  | -49   | -53.1 |       |       | 0.14 | -41.4 | -41.25 | 0.2 |
|      | HT/VHT40, M0 to M7                  | 3 | 14 | 6  | -54.1 | -54.3 | -56.5 |       | 0.14 | -43.9 | -41.25 | 2.7 |
|      | HT/VHT40, M8 to M15                 | 3 | 15 | 6  | -52.1 | -53.1 | -52.4 |       | 0.14 | -41.6 | -41.25 | 0.4 |
|      | HT/VHT40, M16 to M23                | 3 | 15 | 6  | -52.1 | -53.1 | -52.4 |       | 0.14 | -41.6 | -41.25 | 0.4 |
|      | HT/VHT40, M0 to M7                  | 4 | 12 | 6  | -55.4 | -57.6 | -57.3 | -58.9 | 0.14 | -45   | -41.25 | 3.7 |
|      | HT/VHT40, M8 to M15                 | 4 | 14 | 6  | -54.1 | -54.3 | -56.5 | -57.5 | 0.14 | -43.2 | -41.25 | 2   |
|      | HT/VHT40, M16 to M23                | 4 | 14 | 6  | -54.1 | -54.3 | -56.5 | -57.5 | 0.14 | -43.2 | -41.25 | 2   |
|      | HT/VHT40, M24 to M31                | 4 | 14 | 6  | -54.1 | -54.3 | -56.5 | -57.5 | 0.14 | -43.2 | -41.25 | 2   |
|      | HT/VHT40 Beam Forming, M0 to M7     | 2 | 14 | 9  | -54.1 | -54.3 |       |       | 0.14 | -42   | -41.25 | 0.8 |
|      | HT/VHT40 Beam Forming, M8 to M15    | 2 | 16 | 6  | -49   | -53.1 |       |       | 0.14 | -41.4 | -41.25 | 0.2 |
|      | HT/VHT40 Beam Forming, M0 to M7     | 3 | 10 | 11 | -58.4 | -58.7 | -59.2 |       | 0.14 | -42.8 | -41.25 | 1.6 |
|      | HT/VHT40 Beam Forming, M8 to M15    | 3 | 14 | 8  | -54.1 | -54.3 | -56.5 |       | 0.14 | -41.9 | -41.25 | 0.7 |
|      | HT/VHT40 Beam Forming, M16 to M23   | 3 | 15 | 6  | -52.1 | -53.1 | -52.4 |       | 0.14 | -41.6 | -41.25 | 0.4 |
|      | HT/VHT40 Beam Forming, M0 to M7     | 4 | 8  | 12 | -58.5 | -63.2 | -59.2 | -63.3 | 0.14 | -42.3 | -41.25 | 1.1 |
|      | HT/VHT40 Beam Forming, M8 to M15    | 4 | 11 | 9  | -54.9 | -57.9 | -57.1 | -59.7 | 0.14 | -41.9 | -41.25 | 0.6 |
|      | HT/VHT40 Beam Forming, M16 to M23   | 4 | 13 | 7  | -55.2 | -57.3 | -57   | -59   | 0.14 | -43.8 | -41.25 | 2.5 |
|      | HT/VHT40 Beam Forming, M24 to M31   | 4 | 14 | 6  | -54.1 | -54.3 | -56.5 | -57.5 | 0.14 | -43.2 | -41.25 | 2   |
|      | HT/VHT40 STBC, M0 to M7             | 2 | 16 | 6  | -49   | -53.1 |       |       | 0.14 | -41.4 | -41.25 | 0.2 |
|      | HT/VHT40 STBC, M0 to M7             | 3 | 15 | 6  | -52.1 | -53.1 | -52.4 |       | 0.14 | -41.6 | -41.25 | 0.4 |
|      | HT/VHT40 STBC, M0 to M7             | 4 | 14 | 6  | -54.1 | -54.3 | -56.5 | -57.5 | 0.14 | -43.2 | -41.25 | 2   |
|      |                                     |   |    |    |       |       |       |       |      |       |        |     |
| 5320 | Non HT20, 6 to 54 Mbps              | 1 | 17 | 6  | -51   |       |       |       | 0.14 | -44.9 | -41.25 | 3.6 |
|      | Non HT20, 6 to 54 Mbps              | 2 | 16 | 6  | -55.1 | -56.3 |       |       | 0.14 | -46.5 | -41.25 | 5.3 |
|      | Non HT20, 6 to 54 Mbps              | 3 | 12 | 6  | -58.9 | -59.3 | -58.5 |       | 0.14 | -48   | -41.25 | 6.7 |
|      | Non HT20, 6 to 54 Mbps              | 4 | 10 | 6  | -59.3 | -63.5 | -58.3 | -63.6 | 0.14 | -48.4 | -41.25 | 7.1 |
|      | Non HT20 Beam Forming, 6 to 54 Mbps | 2 | 14 | 9  | -55.5 | -59.6 |       |       | 0.14 | -44.9 | -41.25 | 3.7 |
|      | Non HT20 Beam Forming, 6 to 54 Mbps | 3 | 11 | 11 | -59.2 | -59.2 | -58.5 |       | 0.14 | -43   | -41.25 | 1.8 |
|      | Non HT20 Beam Forming, 6 to 54 Mbps | 4 | 8  | 12 | -59.2 | -63.1 | -58.1 | -64.7 | 0.14 | -42.3 | -41.25 | 1.1 |
|      | HT/VHT20, M0 to M7                  | 1 | 17 | 6  | -51.4 |       |       |       | 0.06 | -45.3 | -41.25 | 4.1 |
|      | HT/VHT20, M0 to M7                  | 2 | 16 | 6  | -55.5 | -56.4 |       |       | 0.06 | -46.9 | -41.25 | 5.6 |
|      | HT/VHT20, M8 to M15                 | 2 | 17 | 6  | -51.4 | -56.3 |       |       | 0.06 | -44.1 | -41.25 | 2.9 |
|      | HT/VHT20, M0 to M7                  | 3 | 13 | 6  | -56   | -60.1 | -56.2 |       | 0.06 | -46.2 | -41.25 | 5   |
|      | HT/VHT20, M8 to M15                 | 3 | 16 | 6  | -55.5 | -56.4 | -56.3 |       | 0.06 | -45.2 | -41.25 | 4   |
|      | HT/VHT20, M16 to M23                | 3 | 16 | 6  | -55.5 | -56.4 | -56.3 |       | 0.06 | -45.2 | -41.25 | 4   |
|      | HT/VHT20, M0 to M7                  | 4 | 11 | 6  | -58.4 | -59.3 | -58.3 | -61.7 | 0.06 | -47.1 | -41.25 | 5.9 |
|      | HT/VHT20, M8 to M15                 | 4 | 14 | 6  | -55.8 | -59.6 | -56.3 | -60.6 | 0.06 | -45.5 | -41.25 | 4.3 |
|      | HT/VHT20, M16 to M23                | 4 | 15 | 6  | -55.4 | -55.9 | -56.7 | -60   | 0.06 | -44.6 | -41.25 | 3.3 |
|      | HT/VHT20, M24 to M31                | 4 | 15 | 6  | -55.4 | -55.9 | -56.7 | -60   | 0.06 | -44.6 | -41.25 | 3.3 |
|      | HT/VHT20 Beam Forming, M0 to M7     | 2 | 14 | 9  | -55.8 | -59.6 |       |       | 0.06 | -45.2 | -41.25 | 4   |

|                                   |   |    |    |       |       |       |       |      |       |        |     |
|-----------------------------------|---|----|----|-------|-------|-------|-------|------|-------|--------|-----|
| HT/VHT20 Beam Forming, M8 to M15  | 2 | 17 | 6  | -51.4 | -56.3 |       |       | 0.06 | -44.1 | -41.25 | 2.9 |
| HT/VHT20 Beam Forming, M0 to M7   | 3 | 11 | 11 | -58.4 | -59.3 | -58.3 |       | 0.06 | -42.8 | -41.25 | 1.6 |
| HT/VHT20 Beam Forming, M8 to M15  | 3 | 14 | 8  | -55.8 | -59.6 | -56.3 |       | 0.06 | -44.1 | -41.25 | 2.9 |
| HT/VHT20 Beam Forming, M16 to M23 | 3 | 16 | 6  | -55.5 | -56.4 | -56.3 |       | 0.06 | -45.2 | -41.25 | 4   |
| HT/VHT20 Beam Forming, M0 to M7   | 4 | 8  | 12 | -59.4 | -63   | -58.3 | -64.8 | 0.06 | -42.5 | -41.25 | 1.3 |
| HT/VHT20 Beam Forming, M8 to M15  | 4 | 11 | 9  | -58.4 | -59.3 | -58.3 | -61.7 | 0.06 | -44.1 | -41.25 | 2.9 |
| HT/VHT20 Beam Forming, M16 to M23 | 4 | 13 | 7  | -56   | -60.1 | -56.2 | -60   | 0.06 | -44.6 | -41.25 | 3.3 |
| HT/VHT20 Beam Forming, M24 to M31 | 4 | 15 | 6  | -55.4 | -55.9 | -56.7 | -60   | 0.06 | -44.6 | -41.25 | 3.3 |
| HT/VHT20 STBC, M0 to M7           | 2 | 17 | 6  | -51.4 | -56.3 |       |       | 0.06 | -44.1 | -41.25 | 2.9 |
| HT/VHT20 STBC, M0 to M7           | 3 | 16 | 6  | -55.5 | -56.4 | -56.3 |       | 0.06 | -45.2 | -41.25 | 4   |
| HT/VHT20 STBC, M0 to M7           | 4 | 14 | 6  | -55.8 | -59.6 | -56.3 | -60.6 | 0.06 | -45.5 | -41.25 | 4.3 |

### 5.6.7 Conducted Band Edge Plot – Average



Note: Traces say fail above because the transmitter is above an arbitrary line in the pass band



## **Section 6: Emission Test Results**

### **6.1 Transmitter Radiated Spurious Emissions**

Note: Results for Transmitter Radiated Spurious Emissions are in EDCS# 17643833.

## **6.2 AC Conducted Emissions**

Note: Only DC power is supplied to the unit.

## Appendix A: List of Test Equipment Used to perform the test

| Equip#   | Manufacturer/ Model                | Description                        | Last Cal          | Next Due          |
|--|------------------------------------|------------------------------------|-------------------|-------------------|
| <b>RF Conducted test equipment 3/12/2019 – 4/29/2019</b> |                                    |                                    |                   |                   |
| 53614  | Keysight (Agilent/HP) / N9030A-550 | PXA Signal Analyzer, 3Hz to 50GHz  | 17 Jul. 2018      | 17 Jul. 2019      |
| 57475  | Cisco                              | Automated Radio Testing Station    | Verify Before Use | Verify Before Use |
| 54237  | Keysight (Agilent/HP) / 8710-1765  | Preset Torque Wrench, 8in/lbs      | 14 Feb. 2019      | 14 Feb. 2020      |
| 06325  | Lufft / 5063-33W                   | Dial Hygrometer                    | 27 Aug. 2018      | 27 Aug. 2019      |
| 49516  | Keysight (Agilent/HP)              | PXA Signal Analyzer, 3Hz to 50GHz  | 29 Nov. 2018      | 29 Nov. 2019      |
| 57238  | NATIONAL INSTRUMENTS / PXI-8115    | Embedded Controller                | Cal. not required | Cal. not required |
| 57247  | NATIONAL INSTRUMENTS / PXI-2796    | 40 GHz Dual 6x1 Multiplexer (SP6T) | Verify Before Use | Verify Before Use |
| 57248  | NATIONAL INSTRUMENTS / PXI-2799    | Switch 1x1                         | Verify Before Use | Verify Before Use |
| 56092  | NATIONAL INSTRUMENTS / PXI-2796    | 40 GHz Dual 6x1 Multiplexer (SP6T) | Verify Before Use | Verify Before Use |
| 57479  | Cisco                              | Automated Radio Testing Station    | Verify Before Use | Verify Before Use |
| 57233  | NATIONAL INSTRUMENTS / PXI-8115    | Embedded Controller                | Cal. not required | Cal. not required |
| 57253  | NATIONAL INSTRUMENTS / PXI-2796    | 40 GHz Dual 6x1 Multiplexer (SP6T) | Verify Before Use | Verify Before Use |
| 57254  | NATIONAL INSTRUMENTS / PXI-2799    | Switch 1x1                         | Verify Before Use | Verify Before Use |
| 56089  | NATIONAL INSTRUMENTS / PXI-2796    | 40 GHz Dual 6x1 Multiplexer (SP6T) | Verify Before Use | Verify Before Use |

## Appendix B: Abbreviation Key and Definitions

The following table defines abbreviations used within this test report.

| Abbreviation | Description  | Abbreviation | Description                         |
|--------------|--|--------------|-------------------------------------|
| EMC          | Electro Magnetic Compatibility                                       | °F           | Degrees Fahrenheit                  |
| EMI          | Electro Magnetic Interference  | °C           | Degrees Celsius                     |
| EUT          | Equipment Under Test   | Temp         | Temperature                         |
| ITE          | Information Technology Equipment                                     | S/N          | Serial Number                       |
| TAP          | Test Assessment Schedule   | Qty          | Quantity                            |
| ESD          | Electro Static Discharge   | emf          | Electromotive force                 |
| EFT          | Electric Fast Transient  | RMS          | Root mean square                    |
| EDCS         | Engineering Document Control System                                  | Qp           | Quasi Peak                          |
| Config       | Configuration  | Av           | Average                             |
| CIS#         | Cisco Number (unique identification number for Cisco test equipment) | Pk           | Peak                                |
| Cal          | <b>Calibration</b>   | kHz          | Kilohertz ( $1 \times 10^3$ )       |
| EN           | European Norm  | MHz          | MegaHertz ( $1 \times 10^6$ )       |
| IEC          | International Electro technical Commission                           | GHz          | Gigahertz ( $1 \times 10^9$ )       |
| CISPR        | International Special Committee on Radio Interference                | H            | Horizontal                          |
| CDN          | Coupling/Decoupling Network  | V            | Vertical                            |
| LISN         | Line Impedance Stabilization Network                                 | dB           | decibel                             |
| PE           | Protective Earth   | V            | Volt                                |
| GND          | Ground   | kV           | Kilovolt ( $1 \times 10^3$ )        |
| L1           | Line 1   | $\mu$ V      | Microvolt ( $1 \times 10^{-6}$ )    |
| L2           | Line2  | A            | Amp                                 |
| L3           | Line 3   | $\mu$ A      | Micro Amp ( $1 \times 10^{-6}$ )    |
| DC           | Direct Current   | mS           | Milli Second ( $1 \times 10^{-3}$ ) |
| RAW          | Uncorrected measurement value, as indicated by the measuring device  | $\mu$ S      | Micro Second ( $1 \times 10^{-6}$ ) |
| RF           | Radio Frequency  | $\mu$ S      | Micro Second ( $1 \times 10^{-6}$ ) |
| SLCE         | Signal Line Conducted Emissions                                      | m            | Meter                               |
| Meas dist    | Measurement distance   | Spec dist    | Specification distance              |
| N/A or NA    | Not Applicable   | SL           | Signal Line (or Telecom Line)       |
| P            | Power Line   | L            | Live Line                           |
| N            | Neutral Line   | R            | Return                              |
| S            | Supply   | AC           | Alternating Current                 |

## **Appendix C: Software Used to Perform Testing**

Automated Testing Software: RF\_Automation.vi version 46

Automated Testing Software: RF\_Automation.vi version 49

Automated Testing Software: RF\_Automation.vi version 51

## Appendix D: Test Procedures

Measurements were made in accordance with

- KDB 789033 - D02 General UNII Test Procedures New Rules v01r02
- KDB 662911 - MIMO
- ANSI C63.4 2014 Unintentional Radiators
- ANSI C63.10 2013 Intentional Radiators

Test procedures are summarized below:

|                              |                |
|------------------------------|----------------|
| FCC 5GHz Test Procedures     | EDCS # 1445048 |
| FCC 5GHz RSE Test Procedures | EDCS # 1511600 |

## **Appendix E: Scope of Accreditation (A2LA certificate number 1178-01)**

The scope of accreditation of Cisco Systems, Inc. can be found on the A2LA web page at:

<http://www.a2la.org/scopepdf/1178-01.pdf>

## **Appendix F: Test Assessment Plan**

Test Plan EDCS# 13513665

Power Tables EDCS# 15952129