



www.oukitel.com



RoHS



Manufacturer Name: ShenZhen YunJi Intelligent Technology CO., LTD
Manufacturer Address: 202, Building A2, Silicon Valley Power
Intelligent Terminal Industrial Park, No. 20, Dafu Industrial Zone, Kukeng
Community, Guanlan Street, Longhua District, Shenzhen China



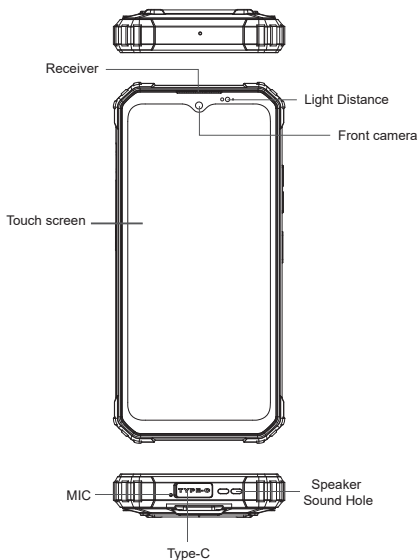
OUKITEL



WP26

User Manual

Website: oukitel.com



Comes with the Google™ app and Google Chrome™ .
Android is a trademark of Google LLC.

Accessories



Quick Charger



Type-C Cable



SIM Card Ejector

Battery

WP26 includes an internal battery. You can track your battery status with the icon showed on the top right of the screen.

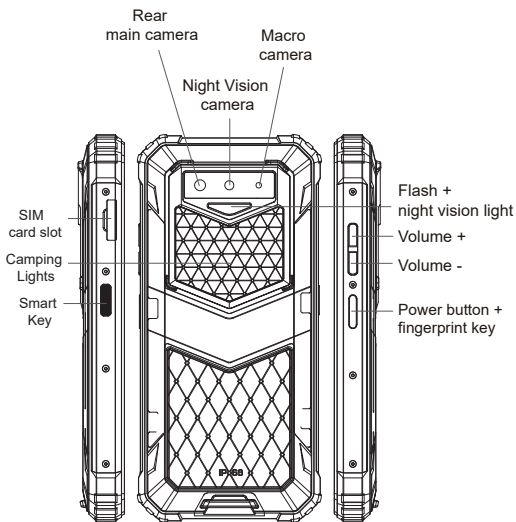


Fast Charging

Warning

- Use only OUKITEL-approved batteries specifically designed for your phone.
- Incompatible batteries can cause serious injuries or damage to your phone.
- Never place batteries or phones on or in heating devices such as microwave ovens, stoves, or radiators. Batteries may explode when overheated.

Comes with the Google™ app and Google Chrome™. Android is a trademark of Google LLC.

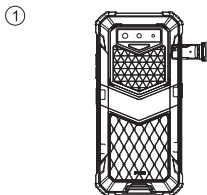


Comes with the Google™ app and Google Chrome™ .
Android is a trademark of Google LLC .

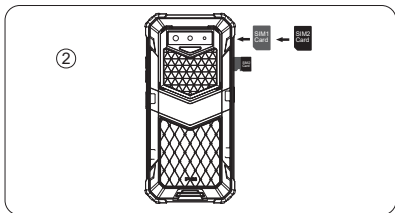
① How to insert the card

- To make sure your smartphone be able to call, put the SIM card in the following order.

Press the card pin into the side hole and then the card tray pops up and pull out it.



- with the phone facing up, insert the card holder into the phone in the direction of the arrow



Comes with the Google™ app and Google Chrome™ .
Android is a trademark of Google LLC .

② How to boot

Non-removable battery

Press the power button for 3-5 seconds to boot

③ How to send SMS, MMS

SMS

- Open the SMS app
- Select New Information
- Enter a phone number or browse your contacts
- Select Edit Information and enter your text
- Send ➤

MMS-video

- When writing a text message
- Select images, videos, or other files you want to add, even you can take a new picture or video right away
- Selecting or sending ➤

④ Language switching settings

- Main menu—settings system—language and input method
Language and input method—language—language adding
- Select the language you need, the system will automatically
- jump back to the language interface
- Select the icon after the language bar and drag it to the first one

⑤ SAR

- The maximum electromagnetic radiation absorption ratio (SAR) of this product is $\leq 2.0\text{W/kg}$
- In line with the requirements of the national standard GB 21288-2007
EN62209-1:2016; EN 62209-2:2010; EN 62479:2010;
EN 50360:2017; EN 50566:2017;

Comes with the Google™ app and Google Chrome™ .
Android is a trademark of Google LLC .

⑥ Safety - In order to ensure safety during use of the product, you must strictly abide by the following rules

- The pad should be at least 15cm away from any medical implant or rhythm adjuster and never put the device in your coat pocket .
- Do not expose the device and other batteries together with high temperatures or heat-generating equipment such as sunlight, heaters, microwave ovens, ovens, or water heaters. Overheating of the battery can cause an explosion.
- When charging is complete or not charging, disconnect the charger from the device and unplug the charger from the outlet.
- If the device is equipped with a non-removable battery, do not replace the battery by yourself to avoid damaging the battery or the device.
- Use of an unapproved or incompatible power source, charger, or battery may cause fire, explosion, or other hazards.
- Do not disassemble or reset the battery, insert other objects, immerse in water or other liquids to avoid battery leakage, overheating, fire or explosion.
- Do not drop, crush, scratch, or puncture the battery to avoid subjecting the battery to excessive external pressure, Which may result in internal short-circuit and overheating of the battery.
- The company does not bear responsibility for accidents caused by non-standard related charging equipment.

If you want to read the full CE compliance, please check this link: <http://www.oukitel.com>

Comes with the Google™ app and Google Chrome™ .
Android is a trademark of Google LLC .

7 Maintenance

- Thoroughly understand the maintenance of this pad to use the pad more safely and effectively, and extend the service life of the pad as much as possible.
- Please follow the instructions in the manual to open the pad, disassemble the accessories, and do not try other
- Please avoid dropping, knocking, or shaking your pad. Rough handling of the pad can cause the screen to rupture, damaging the internal circuit board and the delicate structure.
- Do not use chemical solvents or detergents to clean your pad. Wipe the pad case with a soft cotton cloth dampened with water and mild soap.
- Clean the lens with a clean, dry, soft cloth. (Example: camera lens) and display.
- When the charger is not in use, please unplug it from the power outlet. Do not connect the battery that has been fully charged to the charger for a long time, as overcharging will shorten the battery life.
- This machine's standard package (Package box-Pad-Manual-Protective film-Protective case-Headset-USB data cable-OTG cable-Charger)

Comes with the Google™ app and Google Chrome™ .
Android is a trademark of Google LLC.

FCC Statement

Changes or modifications not expressly approved by the party responsible for compliance could void the user's authority to operate the equipment.

This equipment has been tested and found to comply with the limits for a Class B digital device, pursuant to Part 15 of the FCC Rules. These limits are designed to provide reasonable protection against harmful interference in a residential installation. This equipment generates uses and can radiate radio frequency energy and, if not installed and used in accordance with the instructions, may cause harmful interference to radio communications. However, there is no guarantee that interference will not occur in a particular installation. If this equipment does cause harmful interference to radio or television reception, which can be determined by turning the equipment off and on, the user is encouraged to try to correct the interference by one or more of the following measures:

- Reorient or relocate the receiving antenna.
- Increase the separation between the equipment and receiver.
- Connect the equipment into an outlet on a circuit different from that to which the receiver is connected.

-- Consult the dealer or an experienced radio/TV technician for help

This device complies with part 15 of the FCC rules. Operation is subject to the following two conditions (1) this device may not cause harmful interference, and (2) this device must accept any interference received, including interference that may cause undesired operation. This equipment complies with FCC radiation exposure limits set forth for an uncontrolled environment.

FCC/IC RF Radiation Exposure and SAR Statements

The Smart Phone WP26 has been tested for body-worn Specific Absorption Rate(SAR) compliance. The FCC/IC has established detailed SAR requirements and has established that these requirements. RF Exposure Information The radio module has been evaluated under FCC Bulletin C95.1 and IEEE 1528 and found to be compliant

to RF Exposure from radio frequency devices. This model meets the applicable government requirements for exposure to radio frequency waves. The highest reported SAR level for usage near the body (10mm) is 0.355 W/kg, Body transmission is 0.586W/kg at the same time.SAR level for usage near the Head is 0.746 W/kg and Head simultaneous transmission is 1.352 W/kg , SAR level for usage near the Hotspot is 0.461 W/kg and Hotspot simultaneous transmission is 0.586 W/kg