

1. Photographs of Conducted Emissions Test Configuration

Mode 1


Front view



Rear view



Under table view



Mode 2


Front view



Rear view




Under table view




Mode 3

Front view



Rear view



Under table view




2. Photographs of Radiated Emissions Test Configuration

For radiated emissions 9kHz~30MHz

Mode 1

Front view




Rear view




Mode 2

Front view




Rear view




Mode 3

Front view




Rear view




For radiated emissions 30MHz~1GHz
Mode 1

Front view




Rear view




Mode 2

Front view




Rear view




Mode 3

Front view



Rear view



————THE END————