ST8888D-CA User Guide English

06/08/2022

smartab®

8.0" FAMILY TABLET

Includes bumper, headphones and stickers

ST8888D

User Guide

Care & safety precautions

- CHOKING HAZARD - Small parts. Not intended for children under 3 years old.
- Electrically powered device. Adult supervision required.
- During charging, keep your device and charger near room temperature for efficient battery charging.
- New batteries are not fully charged.
- New batteries or batteries stored for a long time may take more time to charge.
- The included charger is intended for indoor use only.
- Use only the charger and battery from an authorized service provider.
- Never attempt to disassemble, repair or modify the tablet yourself.
- Do not use the tablet in rain or other wet locations.
- Avoid spilling any liquid on the tablet.
- In case the tablet gets wet, unplug all cables and turn off the tablet.
- Do not attempt to dry the tablet with an external heat source.
- Unplug all cables and turn off the tablet before cleaning.
- Use only a dry cloth to clean the tablet and display.
- Avoid getting moisture in open ports.
- Do not use household cleaners, solvents, alcohol, or abrasives to clean the tablet.
- Routinely check the tablet for proper and safe conditions. If there is any damage, or broken parts, remove the tablet from use.
- If for any reason the screen (display) is fractured or cracked, immediately, remove this product from use and contact Customer Service.
- It is rare but possible for seizures to be triggered by light flashes or patterns such as those on computer or TV screens. To reduce exposure to this potential hazard, play/watch in a well-lit room, sit an appropriate distance from the screen and take 10- to 15-minute breaks every hour.
- Cords could be a strangulation hazard.
- Keep out of reach of children under 3 years of age.
- Children pulling on the cord could cause the computer monitor or other equipment to which the device is connected to fall and cause injuries or even death. Place the device in a safe location.
- Adult supervision required during use.
- Long-term exposure to loud sounds, at high volume, may result in permanent hearing loss.
- When using headphones or earbuds, it is recommended that the product is listened to at lower volumes for shorter periods of time. Set the volume while in a quiet environment; turn the volume down if you cannot hear the people speaking near you.
- Limit the listening time to 90 minutes, followed by a quiet period. The louder the volume, the less time required before your hearing may be affected.
- If you experience ringing in your ears or hear muffled speech, stop listening and have your hearing checked.

WARNING: TO REDUCE THE RISK OF FIRE OR ELECTRICAL SHOCK, DO NOT EXPOSE THIS PRODUCT TO RAIN OR MOISTURE.

THE LIGHTNING FLASH WITH ARROWHEAD SYMBOL, WITHIN AN EQUILATERAL TRIANGLE, IS INTENDED TO ALERT THE USER TO THE PRESENCE OF UNINSULATED "DANGEROUS VOLTAGE" WITHIN THE PRODUCT'S ENCLOSURE THAT MAY BE OF SUFFICIENT MAGNITUDE TO CONSTITUTE A RISK OF ELECTRIC SHOCK TO PERSONS.

WARNING

RISK OF ELECTRIC SHOCK DO NOT OPEN

WARNING: TO REDUCE THE RISK OF ELECTRIC SHOCK, DO NOT REMOVE COVER (OR BACK).

NO USER SERVICEABLE PARTS INSIDE. REFER SERVICING TO QUALIFIED SERVICE PERSONNEL.

THE EXCLAMATION POINT WITHIN THE EQUILATERAL TRIANGLE IS INTENDED TO ALERT THE USER TO THE PRESENCE OF IMPORTANT OPERATING AND MAINTENANCE (SERVICING) INSTRUCTIONS IN THE LITERATURE ACCOMPANYING THE PRODUCT.

In the box

Buttons, ports & hardware

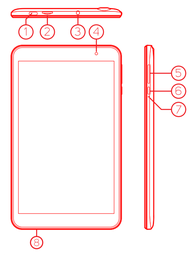

1. USB-C port
2. Micro SD card slot
3. Headphone jack
4. Front camera
5. Volume buttons
6. Power button
7. Reset
8. Microphone

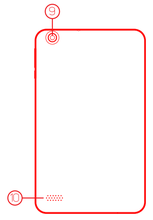

9. Rear camera
10. Speaker

Charging

Connect the tablet to a wall outlet using the included USB-C cable and charger as shown below.

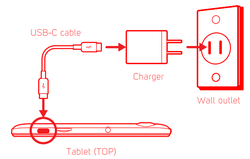

When charging, the lightning indicator will appear in the battery icon.

Battery Tips:
- *Turn off Wi-Fi when it's not in use.*
- *Lock the tablet (turning the display off) to shorten charging time.*
- *To optimize battery time and performance, adjust the "Brightness" and "Screen timeout" options in the Settings panel.*
- *It is recommended to keep the brightness level at 50% or under if the tablet is in use while charging.*

Power ON / OFF

Turning on the tablet

Press & hold the ⏻ button until the startup screen appears.

Power off the tablet

Press & hold the ⏻ button until the "Power off" option appears.

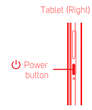

Lock the tablet (standby)

Briefly press the ⏻ button. (Lock the tablet to conserve the battery).

Unlock the tablet

Briefly press the ⏻ button, and slide the 🔒 Lock icon up.

Lock screen

Turning on

1. Press and hold the ⏻ Power button to get started.

Power ON / OFF

2. Follow the initial setup wizard prompts.

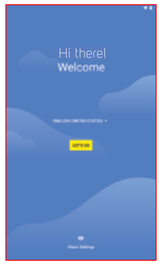

3. To use Google Play, sign into or create a Google Account.

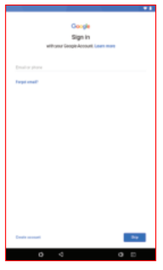

If you use Gmail, you already have a Google Account — If not, you can create an account now.

4. Set up Google Family Link.

Home screen

•View time spent in apps
•Manage the apps they use
•Set limits on screen time
•Lock & locate their device

Google Play

Google Play

Google Play is your entertainment unbound. It brings together all of the entertainment you love and helps you explore it in new ways, anytime, anywhere. We've brought the magic of Google to music, movies, TV, books, magazines, apps and games, so you get more from your content every day.

Home Screen

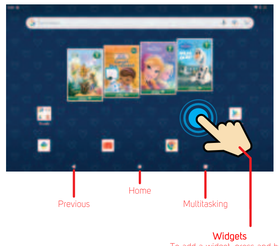

Widgets

To add a widget, press and hold anywhere on the home screen, and select the "Widgets" option.

Home Screen

Press and hold widgets to place them on the home screen as shown below.

Swipe up the home screen to access the Apps Screen.

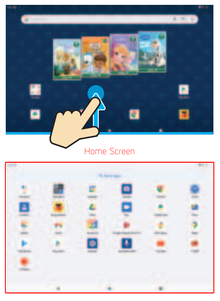

Notifications and Quick Settings

Notifications panel

Swipe down from the top edge of the screen to display the Notifications panel where you can browse and reply to your emails, check software updates, reminders and more.

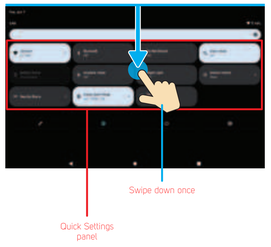

Quick Settings panel

Swipe down twice from the top edge of the screen to expand and access the Quick Settings panel, where you can easily enable/disable Wi-Fi, Bluetooth, Airplane mode and other settings.

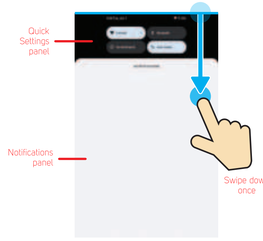

Connecting

Wi-Fi and Bluetooth®

To enable/disable Wi-Fi or Bluetooth®, simply tap the icons on the Quick Settings panel as shown below.

To access more settings options, select the ⚙ icon.

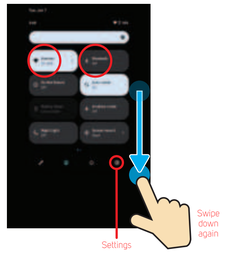

Expanding the storage

Inserting a Micro SD card

To install a Micro SD card into the tablet, carefully insert the card as shown below into the card slot until it clicks and locks into place.

To remove the Micro SD card, gently press it inward to eject.

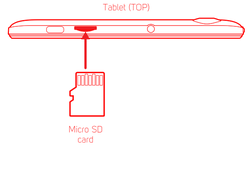

Transferring files

1. Connect the tablet to the computer using the included USB-C cable as shown below.

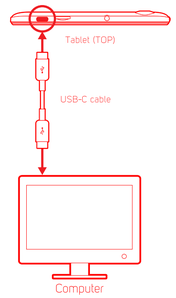

2. Tap the notification on the tablet screen.

3. Select "Transfer files".

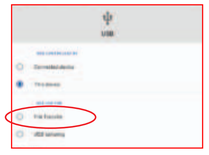

4. The internal storage of the tablet will appear on your PC.

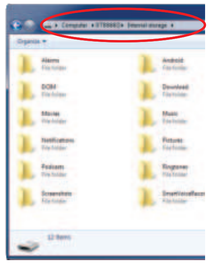

Miscellaneous

Reset

If the tablet malfunctions or freezes, you can use the Reset button to restart it.

To reset the tablet, take a metal pin (such as the end of a paper clip) and gently push the recessed Reset button on the back of the tablet as shown below.

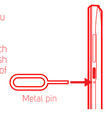

The tablet will restart.

Text-To-Speech

Google Text-to-speech powers applications to read the text on your screen aloud. For example, it can be used by:

- Google Play Books to 'Read Aloud' your favorite book
- Google Translate to speak translations aloud so that you can hear the pronunciation of a word
- TalkBack and accessibility applications for spoken feedback across your device
- ... and many other applications in the Play Store

To use Google Text-to-speech on your Android device, go to **Settings > System > Languages & Input > Advanced > Text-to-speech output**. Select **Google Text-to-speech Engine** as your preferred engine.

For more information regarding TTS, please go to:
www.southerntelecom.com/tts_tabletsupport.html

Regulatory information

To view FCC regulatory information for this tablet, go to **Settings > About tablet > FCC certification**.

Legal information

FCC Part 15:

This equipment has been tested and found to comply with the requirements for a Class B digital device under Part 15 of the Federal Communications Commission (FCC) rules. These requirements are intended to provide reasonable protection against harmful interference in a residential installation. This equipment generates, uses and can radiate radio frequency energy and, if not installed and used in accordance with the instructions, may cause harmful interference to radio communications. However, there is no guarantee that interference will not occur in a particular installation. If this equipment does cause harmful interference to radio or television reception, which can be determined by turning the equipment off and on, the user is encouraged to try to correct the interference by one or more of the following measures:

- Re-orient or relocate the receiving antenna.
- Increase the separation between the equipment and receiver.
- Connect the equipment into an outlet on a circuit different from that to which the receiver is connected.
- Consult the dealer or an experienced radio/TV technician for help. Do not attempt to repair or modify this equipment.

Warning: Changes or modifications to this equipment not expressly approved by the party responsible for compliance could void the user's authority to operate the equipment.
"This device complies with Part 15 of the FCC Rules. Operation is subject to the following two conditions:

(1) this device may not cause harmful interference, and
(2) this device must accept any interference received, including interference that may cause undesired operation."

Shielded USB cables must be used with this unit to ensure compliance with the Class B FCC limits.

Information Regarding Exposure to Radio Frequency Energy

Your device is designed and manufactured not to exceed the emission limits for exposure to RF energy set by the Federal Communications Commission of the United States (FCC). Information on your Device is on file with the FCC and can be found under the Display Grant section of http://www.fcc.gov/oet/ea/ after searching on the FCC ID for your Device, which can be found on the back of the Device.

If your electronic device has internal memory on which personal or other confidential data may be stored, you may want to perform a data sanitization process before you dispose of your device to assure another party cannot access your personal data. Data sanitization varies by the type of product and its software, and you may want to research the best sanitization process for your device before disposal. You may also check with your local recycling facility to determine their data sanitization procedures during the recycling process.

IC Statement

This device complies with Industry Canada licence-exempt RSS standard(s)
Operation is subject to the following two conditions:

(1) This device may not cause interference, and
(2) This device must accept any interference, including interference that may cause undesired operation of the device.

This equipment complies with IC radiation exposure limits set forth for an uncontrolled environment. End user must follow the specific operating instructions for satisfying RF exposure compliance. This transmitter must not be co-located or operating in conjunction with any other antenna or transmitter.

Cet appareil contient des émetteurs / récepteurs exempts de licence conformes aux RSS (RSS) d'Innovation, Sciences et Développement économique Canada. Le fonctionnement est soumis aux deux conditions suivantes : (1) Cet appareil ne doit pas causer d'interférences. (2) Cet appareil doit accepter toutes les interférences, y compris celles susceptibles de provoquer un fonctionnement indésirable de l'appareil.

Battery Disposal & Recycle

This device contains a Lithium-ion battery. The battery must be recycled or disposed of properly. Contact your local waste management office for information on battery recycling or disposal.

☎1-800-822-8837

Designed and distributed by Southern Telecom Inc. Brooklyn, NY 11220 © 2022 All Rights Reserved.

© 2022 Disney, All rights reserved.

© 2022 Disney/Pixar. All rights reserved.

SmarTab is a registered trademark of Southern Telecom Inc.

Google, Android, Google Play and other marks are trademarks of Google LLC.

The Bluetooth® word mark and logos are owned by the Bluetooth SIG, Inc.

All other trademarks and trade names are those of their respective owners.

Images simulated and may differ from the actual product.

Limited Warranty

90-Day Limited Warranty
Territory: Canada

To obtain warranty service:
- Email: customersupport@gmdwholesale.com
- Provide proof of the date of purchase within the package (dated bill of sale)
- Pay all shipping costs to the authorized service center, and remember to insure your return
- Include a return shipping address (no P.O Boxes) a telephone contact number, and the defective unit within the package
- Describe the defect or reason you are returning the product

Your product will be repaired or replaced, at your option, for the same or similar model of equal value if examination by the service center determines this product is defective. Products received damaged as a result of shipping will require you to file a claim with the carrier.

Warranty service not provided
This warranty does not cover damage resulting from accident, misuse, abuse, improper installation or operation, lack of reasonable care, unauthorized modification including software modifications such as the installation of custom firmwares. This warranty is voided in the event any unauthorized person opens, alters or repairs this product. All products being returned to the authorized service center for repair must be suitably packaged.

NO WARRANTIES, WHETHER EXPRESS OR IMPLIED, INCLUDING, BUT NOT LIMITED TO, ANY IMPLIED WARRANTIES OF MERCHANTABILITY OR FITNESS FOR A PARTICULAR PURPOSE, OTHER THAN THOSE EXPRESSLY DESCRIBED ABOVE SHALL APPLY. DISTRIBUTOR FURTHER DISCLAIMS ALL WARRANTIES AFTER THE EXPRESS WARRANTY PERIOD STATED ABOVE. NO OTHER EXPRESS WARRANTY OR GUARANTY GIVEN BY ANY PERSON, FIRM OR ENTITY WITH RESPECT TO THE PRODUCT SHALL BE BINDING ON DISTRIBUTOR. REPAIR, REPLACEMENT, OR REFUND OF THE ORIGINAL PURCHASE PRICE – AT DISTRIBUTOR'S SOLE DISCRETION – ARE THE EXCLUSIVE REMEDIES OF THE CONSUMER. IN NO EVENT WILL DISTRIBUTOR OR ITS MANUFACTURERS BE LIABLE FOR ANY INCIDENTAL, DIRECT, INDIRECT, SPECIAL, PUNITIVE OR CONSEQUENTIAL DAMAGES (SUCH AS, BUT NOT LIMITED TO, DAMAGES FOR LOSS OF PROFITS, BUSINESS, SAVINGS, DATA OR RECORDS) CAUSED BY THE USE, MISUSE OR INABILITY TO USE THE PRODUCT, EXCEPT AS STATED HEREIN. NO OTHER WARRANTIES SHALL APPLY. NOTWITHSTANDING THE FOREGOING, CONSUMER'S RECOVERY AGAINST DISTRIBUTOR SHALL NOT EXCEED THE PURCHASE PRICE OF THE PRODUCT SOLD BY DISTRIBUTOR. THIS WARRANTY SHALL NOT EXTEND TO ANYONE OTHER THAN THE ORIGINAL CONSUMER WHO PURCHASED THE PRODUCT AND IS NOT TRANSFERABLE.

Some countries, states or provinces do not allow the exclusion or limitation of incidental or consequential damages or allow limitations on warranties, so limitation or exclusions may not apply to you. This warranty gives you specific legal rights, and you may have other rights that vary from state to state or province to province. Contact your authorized retailer to determine if another warranty applies.

smartab®