



DECLARATION OF COMPLIANCE SAR ASSESSMENT PCII Report Part 2 of 2

Motorola Solutions Inc.
EME Test Laboratory
 Motorola Solutions Malaysia Sdn Bhd
 Plot 2A, Medan Bayan Lepas,
 Mukim 12 SWD 11900 Bayan Lepas Penang, Malaysia.

Date of Report: 1/26/2022
Report Revision: A

Responsible Engineer: Saw Sun Hock (EME Engineer)
Report Author: Sin Keng LEE (EME Engineer)
Date/s Tested: 12/22/2021 – 1/11/2022
Manufacturer: Motorola Solutions Inc.
DUT Description: Handheld Portable – T800 FRS Consumer Radio 462-467 MHz
Test TX mode(s): CW (PTT), Bluetooth
Max. Power output: Refer Table 4 in Part 1
Tx Frequency Bands: 462.5500 – 462.7250 MHz, 467.5625- 467.7125 MHz, 2402-2480 MHz
Signaling type: FM, GFSK (Bluetooth)
Model(s) Tested: T800 (PMUE5381A)
Model(s) Certified: Refer Table 1 in Part 1
Serial Number(s): 1751XXK939
Classification: General Population / Uncontrolled Environment
Applicant Name: Motorola Solutions Inc.
Applicant Address: 8000 West Sunrise Boulevard, Fort Lauderdale, Florida 33322
FCC ID: AZ489FT4947
 This report contains results that are immaterial for FCC equipment approval, which are clearly identified.
IC: 109U-89FT4947
 This report contains results that are immaterial for ISED equipment approval, which are clearly identified.
ISED Test Site registration: 24843
FCC Test Firm Registration Number: 823256

The test results clearly demonstrate compliance with General Population / Uncontrolled Environment RF Exposure limits of 1.6 W/kg averaged over 1 gram per the requirements of FCC 47 CFR § 2.1093 and ISED RSS-102 (Issue 5).

Based on the information and the testing results provided herein, the undersigned certifies that when used as stated in the operating instructions supplied, said product complies with the national and international reference standards and guidelines listed in section 4.0 of this report (no deviation from standard methods). This report shall not be reproduced without written approval from an officially designated representative of the Motorola Solutions Inc EME Laboratory.

I attest to the accuracy of the data and assume full responsibility for the completeness of these measurements. This reporting format is consistent with the suggested guidelines of the TIA TSB-150 December 2004. The results and statements contained in this report pertain only to the device(s) evaluated.


Tey Pei Loo (Approved Signatory)
Approval Date: 1/28/2022

Appendix D

System Verification Check Scans

Motorola Solutions, Inc. EME Laboratory

Date/Time: 12/22/2021 11:54:42 AM

Robot#: DASY5-PG-2 | Run#: BL(SAN)-SYSP-450B-211222-07
 Dipole Model#: D450V3
 Phantom#: ELI4 1040
 Tissue Temp: 20.5 (C)
 Serial#: 1054
 Test Freq: 450.0000 (MHz)
 Start Power: 250 (mW)
 Rotation (1D): 0.090 dB
 Adjusted SAR (1W): 4.28 mW/g (1g)

Comments:

Communication System Band: Dipole 450, Communication System UID: 0, Duty Cycle: 1:1,
 Medium parameters used: $f = 450$ MHz; $\sigma = 0.91$ S/m; $\epsilon_r = 54.1$; $\rho = 1000$ kg/m³
 Probe: EX3DV4 - SN7534, Calibrated: 4/19/2021, Frequency: 450 MHz, ConvF(11.86, 11.86, 11.86) @ 450 MHz
 Electronics: DAE4 Sn1598, Calibrated: 4/7/2021

Below 2 GHz-Rev.2/System Performance Check/Dipole Area Scan 2 (41x221x1):

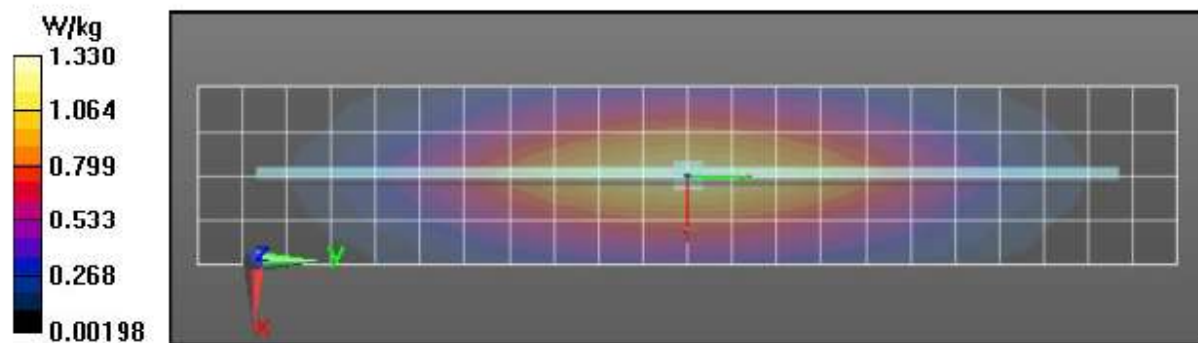
Interpolated grid: $dx=1.500$ mm, $dy=1.500$ mm
 Reference Value = 38.64 V/m; Power Drift = 0.00 dB
 Fast SAR: SAR(1 g) = 1.11 W/kg; SAR(10 g) = 0.768 W/kg (SAR corrected for target medium)
 Maximum value of SAR (interpolated) = 1.33 W/kg

Below 2 GHz-Rev.2/System Performance Check/0-Degree Cube (5x5x7)/Cube 0:

Measurement grid: $dx=7.5$ mm, $dy=7.5$ mm, $dz=5$ mm
 Reference Value = 38.64 V/m; Power Drift = 0.00 dB
 Peak SAR (extrapolated) = 1.59 W/kg
 SAR(1 g) = 1.07 W/kg; SAR(10 g) = 0.724 W/kg (SAR corrected for target medium)
 Smallest distance from peaks to all points 3 dB below: Larger than measurement grid
 Ratio of SAR at M2 to SAR at M1 = 66.7%
 Maximum value of SAR (measured) = 1.33 W/kg

Below 2 GHz-Rev.2/System Performance Check/Z-Axis Retraction (1x1x17): Measurement

grid: $dx=20$ mm, $dy=20$ mm, $dz=10$ mm
 Maximum value of SAR (measured) = 1.33 W/kg



Motorola Solutions, Inc. EME Laboratory

Date/Time: 1/11/2022 9:36:02 AM

Robot#: DASY5-PG-2 | Run#: MFR-SYSP-450B-220111-10
 Dipole Model#: D450V3
 Phantom#: ELI4 1040
 Tissue Temp: 20.3 (C)
 Serial#: 1054
 Test Freq: 450.0000 (MHz)
 Start Power: 250 (mW)
 Rotation (1D): 0.13 dB
 Adjusted SAR (1W): 4.56 mW/g (1g)

Comments:

Communication System Band: Dipole 450, Communication System UID: 0, Duty Cycle: 1:1,

Medium parameters used: $f = 450$ MHz; $\sigma = 0.9$ S/m; $\epsilon_r = 55.9$; $\rho = 1000$ kg/m³

Probe: EX3DV4 - SN7534, Calibrated: 4/19/2021, Frequency: 450 MHz, ConvF(11.86, 11.86, 11.86) @ 450 MHz

Electronics: DAE4 Sn1598, Calibrated: 4/7/2021

Below 2 GHz-Rev.2/System Performance Check/Dipole Area Scan 2 (41x221x1):

Interpolated grid: $dx=1.500$ mm, $dy=1.500$ mm

Reference Value = 39.41 V/m; Power Drift = 0.05 dB

Fast SAR: SAR(1 g) = 1.2 W/kg; SAR(10 g) = 0.827 W/kg (SAR corrected for target medium)

Maximum value of SAR (interpolated) = 1.41 W/kg

Below 2 GHz-Rev.2/System Performance Check/0-Degree Cube (5x5x7)/Cube 0:

Measurement grid: $dx=7.5$ mm, $dy=7.5$ mm, $dz=5$ mm

Reference Value = 39.41 V/m; Power Drift = 0.05 dB

Peak SAR (extrapolated) = 1.66 W/kg

SAR(1 g) = 1.14 W/kg; SAR(10 g) = 0.771 W/kg (SAR corrected for target medium)

Smallest distance from peaks to all points 3 dB below: Larger than measurement grid


Ratio of SAR at M2 to SAR at M1 = 67%

Maximum value of SAR (measured) = 1.39 W/kg

Below 2 GHz-Rev.2/System Performance Check/Z-Axis Retraction (1x1x17): Measurement

grid: $dx=20$ mm, $dy=20$ mm, $dz=10$ mm

Maximum value of SAR (measured) = 1.40 W/kg



Motorola Solutions, Inc. EME Laboratory

Date/Time: 12/22/2021 7:21:00 PM

Robot#: DASY5-PG-2 | Run#: BL(SAN)-SYSP-450H-211222-13
 Dipole Model#: D450V3
 Phantom#: ELI4 1040
 Tissue Temp: 22.0 (C)
 Serial#: 1054
 Test Freq: 450.0000 (MHz)
 Start Power: 250 (mW)
 Rotation (1D): 0.089 dB
 Adjusted SAR (1W): 4.36 mW/g (1g)

Comments:

Communication System Band: Dipole 450, Communication System UID: 0, Duty Cycle: 1:1,
 Medium parameters used: $f = 450$ MHz; $\sigma = 0.86$ S/m; $\epsilon_r = 43$; $\rho = 1000$ kg/m³
 Probe: EX3DV4 - SN7534, Calibrated: 4/19/2021, Frequency: 450 MHz, ConvF(11.65, 11.65, 11.65) @ 450 MHz
 Electronics: DAE4 Sn1598, Calibrated: 4/7/2021

Below 2 GHz-Rev.2/System Performance Check/Dipole Area Scan 2 (41x221x1):

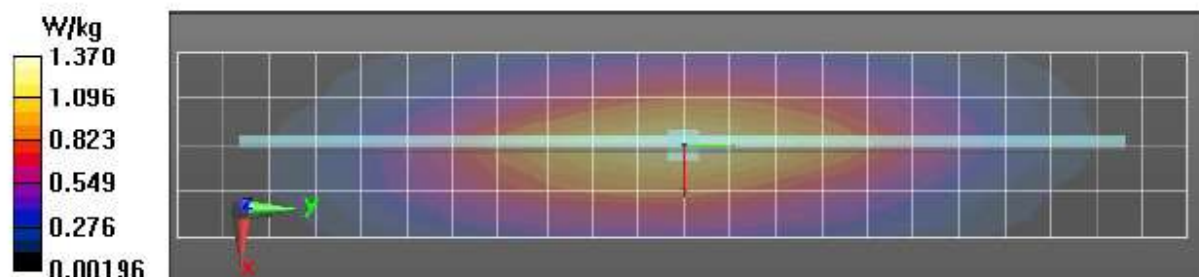
Interpolated grid: $dx=1.500$ mm, $dy=1.500$ mm
 Reference Value = 40.82 V/m; Power Drift = -0.07 dB
 Fast SAR: SAR(1 g) = 1.14 W/kg; SAR(10 g) = 0.786 W/kg (SAR corrected for target medium)
 Maximum value of SAR (interpolated) = 1.37 W/kg

Below 2 GHz-Rev.2/System Performance Check/0-Degree Cube (5x5x7)/Cube 0:

Measurement grid: $dx=7.5$ mm, $dy=7.5$ mm, $dz=5$ mm
 Reference Value = 40.82 V/m; Power Drift = -0.07 dB
 Peak SAR (extrapolated) = 1.63 W/kg
 SAR(1 g) = 1.09 W/kg; SAR(10 g) = 0.734 W/kg (SAR corrected for target medium)
 Smallest distance from peaks to all points 3 dB below: Larger than measurement grid
 Ratio of SAR at M2 to SAR at M1 = 66.4%
 Maximum value of SAR (measured) = 1.37 W/kg

Below 2 GHz-Rev.2/System Performance Check/Z-Axis Retraction (1x1x17): Measurement

grid: $dx=20$ mm, $dy=20$ mm, $dz=10$ mm
 Maximum value of SAR (measured) = 1.38 W/kg



Motorola Solutions, Inc. EME Laboratory

Date/Time: 1/11/2022 5:22:48 PM

Robot#: DASY5-PG-2 | Run#: MFR-SYSP-450H-220111-16
 Dipole Model#: D450V3
 Phantom#: ELI4 1022
 Tissue Temp: 20.2 (C)
 Serial#: 1054
 Test Freq: 450.0000 (MHz)
 Start Power: 250 (mW)
 Rotation (1D): 0.12 dB
 Adjusted SAR (1W): 4.52 mW/g (1g)

Comments:

Communication System Band: Dipole 450, Communication System UID: 0, Duty Cycle: 1:1,

Medium parameters used: $f = 450$ MHz; $\sigma = 0.89$ S/m; $\epsilon_r = 42.2$; $\rho = 1000$ kg/m³

Probe: EX3DV4 - SN7534, Calibrated: 4/19/2021, Frequency: 450 MHz, ConvF(11.65, 11.65, 11.65) @ 450 MHz

Electronics: DAE4 Sn1598, Calibrated: 4/7/2021

Below 2 GHz-Rev.2/System Performance Check/Dipole Area Scan 2 (41x221x1):

Interpolated grid: $dx=1.500$ mm, $dy=1.500$ mm

Reference Value = 41.56 V/m; Power Drift = -0.06 dB

Fast SAR: SAR(1 g) = 1.19 W/kg; SAR(10 g) = 0.825 W/kg (SAR corrected for target medium)

Maximum value of SAR (interpolated) = 1.48 W/kg

Below 2 GHz-Rev.2/System Performance Check/0-Degree Cube (5x5x7)/Cube 0:

Measurement grid: $dx=7.5$ mm, $dy=7.5$ mm, $dz=5$ mm

Reference Value = 41.56 V/m; Power Drift = -0.06 dB

Peak SAR (extrapolated) = 1.76 W/kg

SAR(1 g) = 1.13 W/kg; SAR(10 g) = 0.758 W/kg (SAR corrected for target medium)

Smallest distance from peaks to all points 3 dB below: Larger than measurement grid


Ratio of SAR at M2 to SAR at M1 = 65.9%

Maximum value of SAR (measured) = 1.48 W/kg

Below 2 GHz-Rev.2/System Performance Check/Z-Axis Retraction (1x1x17): Measurement

grid: $dx=20$ mm, $dy=20$ mm, $dz=10$ mm

Maximum value of SAR (measured) = 1.47 W/kg



Appendix E

DUT Scans

Assessment at LMR Body for 462.5500-462.7250 MHz - Table 19

Motorola Solutions, Inc. EME Laboratory

Date/Time: 1/11/2022 2:49:51 PM

Robot#: DASY5-PG-2 | Run#: MFR-AB-220111-14
 Model#: T800 (PMUE5381A)
 Phantom#: ELI4 1040
 Tissue Temp: 20.3 (C)
 Serial#: 1751XXK939
 Antenna: Fixed Antenna 328010048
 Test Freq: 462.6375 (MHz)
 Battery: KEBT-1300
 Carry Acc: PMLN7957A
 Audio Acc: NTN8867A (53724C)
 Start Power: 1.620 (W)

Comments:

Communication System Band: Biz Lite , Communication System UID: 0, Duty Cycle: 1:1,

Medium parameters used: $f = 463$ MHz; $\sigma = 0.91$ S/m; $\epsilon_r = 55.7$; $\rho = 1000$ kg/m³

Probe: EX3DV4 - SN7534, Calibrated: 4/19/2021, Frequency: 462.637 MHz, ConvF(11.86, 11.86, 11.86) @ 462.637 MHz

Electronics: DAE4 Sn1598, Calibrated: 4/7/2021

Below 2 GHz-Rev.2/Ab Scan/1-Area Scan (61x161x1): Interpolated grid: dx=1.500 mm, dy=1.500 mm

Reference Value = 44.16 V/m; Power Drift = -0.38 dB

Fast SAR: SAR(1 g) = 1.83 W/kg; SAR(10 g) = 1.31 W/kg (SAR corrected for target medium)

Maximum value of SAR (interpolated) = 2.14 W/kg

Below 2 GHz-Rev.2/Ab Scan/3-Zoom Scan (5x5x7)/Cube 0: Measurement grid: dx=7.5mm, dy=7.5mm, dz=5mm

Reference Value = 44.16 V/m; Power Drift = -0.33 dB

Peak SAR (extrapolated) = 2.43 W/kg

SAR(1 g) = 1.8 W/kg; SAR(10 g) = 1.29 W/kg (SAR corrected for target medium)

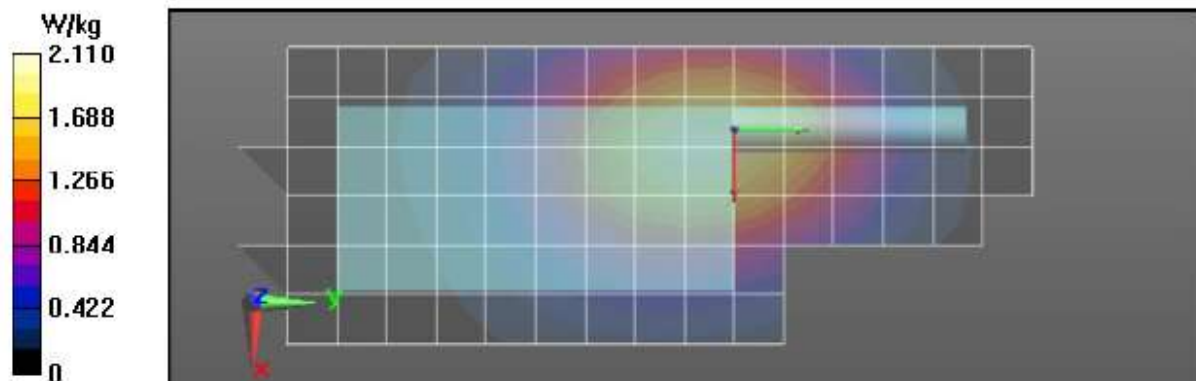
Smallest distance from peaks to all points 3 dB below: Larger than measurement grid

Ratio of SAR at M2 to SAR at M1 = 72.6%

Maximum value of SAR (measured) = 2.11 W/kg

Below 2 GHz-Rev.2/Ab Scan/4-Z-Axis Scan (1x1x17): Measurement grid: dx=20mm, dy=20mm, dz=10mm

Maximum value of SAR (measured) = 2.11 W/kg



Assessment at LMR Face for 462.5500-462.7250 MHz - Table 20

Motorola Solutions, Inc. EME Laboratory

Date/Time: 1/11/2022 6:46:51 PM

Robot#: DASY5-PG-2 | Run#: MFR-FACE-220111-18
 Model#: T800 (PMUE5381A)
 Phantom#: ELI4 1108
 Tissue Temp: 21.6(C)
 Serial#: 1751XXK939
 Antenna: Fixed Antenna 328010048
 Test Freq: 462.6375(MHz)
 Battery: KEBT-1300
 Carry Acc: Radio at front
 Audio Acc: None
 Start Power: 1.62 (W)

Comments:

Communication System Band: Biz Lite , Communication System UID: 0, Duty Cycle: 1:1,

Medium parameters used: $f = 463$ MHz; $\sigma = 0.9$ S/m; $\epsilon_r = 42$; $\rho = 1000$ kg/m³

Probe: EX3DV4 - SN7534, Calibrated: 4/19/2021, Frequency: 462.637 MHz, ConvF(11.65, 11.65, 11.65) @ 462.637 MHz

Electronics: DAE4 Sn1598, Calibrated: 4/7/2021

Below 2 GHz-Rev.2/Face Scan/1-Area Scan (61x151x1): Interpolated grid: $dx=1.500$ mm, $dy=1.500$ mm

Reference Value = 35.03 V/m; Power Drift = 0.17 dB

Fast SAR: SAR(1 g) = 1.24 W/kg; SAR(10 g) = 0.899 W/kg (SAR corrected for target medium)

Maximum value of SAR (interpolated) = 1.47 W/kg

Below 2 GHz-Rev.2/Face Scan/3-Zoom Scan (5x5x7)/Cube 0: Measurement grid: $dx=7.5$ mm, $dy=7.5$ mm, $dz=5$ mm

Reference Value = 35.03 V/m; Power Drift = 0.11 dB

Peak SAR (extrapolated) = 1.70 W/kg

SAR(1 g) = 1.25 W/kg; SAR(10 g) = 0.913 W/kg (SAR corrected for target medium)

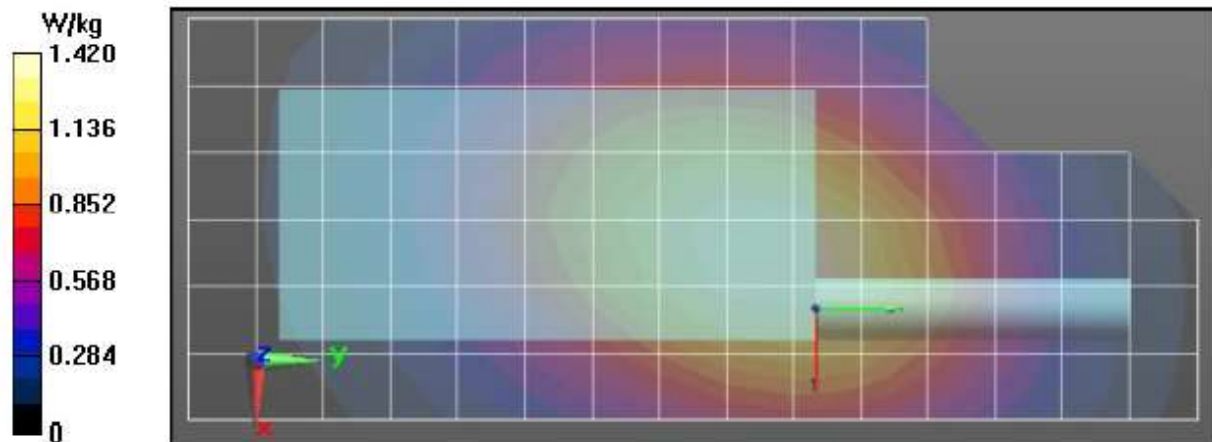
Smallest distance from peaks to all points 3 dB below: Larger than measurement grid

Ratio of SAR at M2 to SAR at M1 = 73.4%

Maximum value of SAR (measured) = 1.49 W/kg

Below 2 GHz-Rev.2/Face Scan/4-Z-Axis Scan (1x1x17): Measurement grid: $dx=20$ mm, $dy=20$ mm, $dz=10$ mm

Maximum value of SAR (measured) = 1.47 W/kg



Assessment at LMR Body for 467.5625-467.7125 MHz - Table 22

Motorola Solutions, Inc. EME Laboratory

Date/Time: 12/22/2021 4:46:18 PM

Robot#: DASY5-PG-2 | Run#: BL(SAN)-AB-211222-11
 Model#: T800 (PMUE5381A)
 Phantom#: ELI4 1040
 Tissue Temp: 22.5 (C)
 Serial#: 1751XXK939
 Antenna: Fixed Antenna 328010048
 Test Freq: 467.6375 (MHz)
 Battery: AA ALKALINE
 Carry Acc: PMLN7706A
 Audio Acc: NTN8867A (53724C)
 Start Power: 0.600 (W)

Comments:

Communication System Band: Biz Lite , Communication System UID: 0, Duty Cycle: 1:1,

Medium parameters used: $f = 468$ MHz; $\sigma = 0.92$ S/m; $\epsilon_r = 53.8$; $\rho = 1000$ kg/m³

Probe: EX3DV4 - SN7534, Calibrated: 4/19/2021, Frequency: 467.637 MHz, ConvF(11.86, 11.86, 11.86) @ 467.637 MHz

Electronics: DAE4 Sn1598, Calibrated: 4/7/2021

Below 2 GHz-Rev.2/Ab Scan/1-Area Scan (61x161x1): Interpolated grid: dx=1.500 mm, dy=1.500 mm

Reference Value = 36.12 V/m; Power Drift = -0.43 dB

Fast SAR: SAR(1 g) = 0.993 W/kg; SAR(10 g) = 0.716 W/kg (SAR corrected for target medium)

Maximum value of SAR (interpolated) = 1.17 W/kg

Below 2 GHz-Rev.2/Ab Scan/3-Zoom Scan (6x6x7)/Cube 0: Measurement grid: dx=7.5mm, dy=7.5mm, dz=5mm

Reference Value = 36.12 V/m; Power Drift = -0.64 dB

Peak SAR (extrapolated) = 1.32 W/kg

SAR(1 g) = 0.936 W/kg; SAR(10 g) = 0.671 W/kg (SAR corrected for target medium)

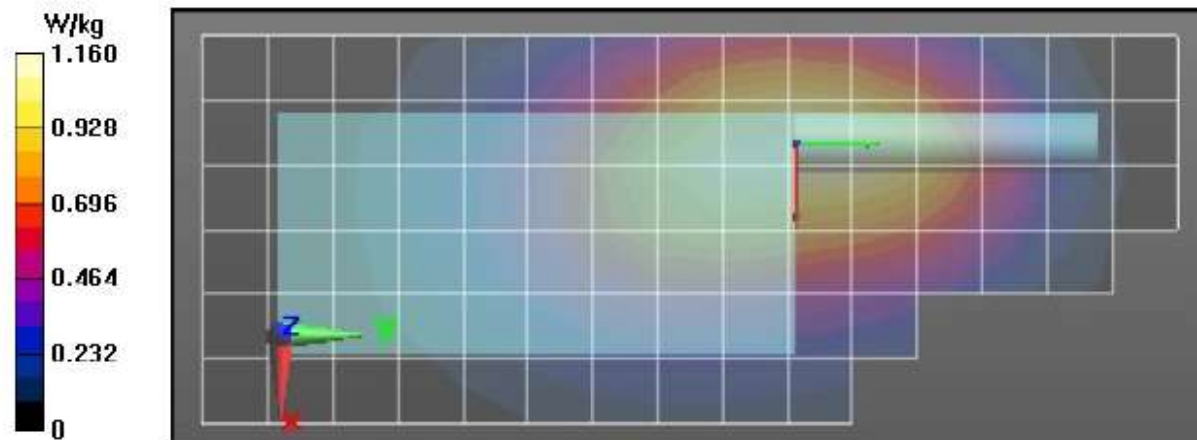
Smallest distance from peaks to all points 3 dB below: Larger than measurement grid

Ratio of SAR at M2 to SAR at M1 = 70.6%

Maximum value of SAR (measured) = 1.13 W/kg

Below 2 GHz-Rev.2/Ab Scan/4-Z-Axis Scan (1x1x17): Measurement grid: dx=20mm, dy=20mm, dz=10mm

Maximum value of SAR (measured) = 1.09 W/kg



Assessment at LMR Face for 467.5625-467.7125 MHz - Table 23

Motorola Solutions, Inc. EME Laboratory

Date/Time: 12/23/2021 12:15:45 AM

Robot#: DASY5-PG-2 | Run#: FZ(DAN)-FACE-211223-01#
 Model#: T800 (PMUE5381A)
 Phantom#: ELI4 1108
 Tissue Temp: 21.6(C)
 Serial#: 1751XXK939
 Antenna: Fixed Antenna 328010048
 Test Freq: 467.6375(MHz)
 Battery: AA ALKALINE
 Carry Acc: Radio at front
 Audio Acc: None
 Start Power: 0.600 (W)

Comments:

Communication System Band: Biz Lite , Communication System UID: 0, Duty Cycle: 1:1,

Medium parameters used: $f = 468 \text{ MHz}$; $\sigma = 0.88 \text{ S/m}$; $\epsilon_r = 42.6$; $\rho = 1000 \text{ kg/m}^3$

Probe: EX3DV4 - SN7534, Calibrated: 4/19/2021, Frequency: 467.637 MHz, ConvF(11.65, 11.65, 11.65) @ 467.637 MHz

Electronics: DAE4 Sn1598, Calibrated: 4/7/2021

Below 2 GHz-Rev.2/Face Scan/1-Area Scan (61x151x1): Interpolated grid: $dx=1.500 \text{ mm}$, $dy=1.500 \text{ mm}$

Reference Value = 29.55 V/m; Power Drift = -0.39 dB

Fast SAR: SAR(1 g) = 0.757 W/kg; SAR(10 g) = 0.548 W/kg (SAR corrected for target medium)

Maximum value of SAR (interpolated) = 0.901 W/kg

Below 2 GHz-Rev.2/Face Scan/3-Zoom Scan (5x5x7)/Cube 0: Measurement grid: $dx=7.5\text{mm}$, $dy=7.5\text{mm}$, $dz=5\text{mm}$

Reference Value = 29.55 V/m; Power Drift = -0.41 dB

Peak SAR (extrapolated) = 0.987 W/kg

SAR(1 g) = 0.728 W/kg; SAR(10 g) = 0.533 W/kg (SAR corrected for target medium)

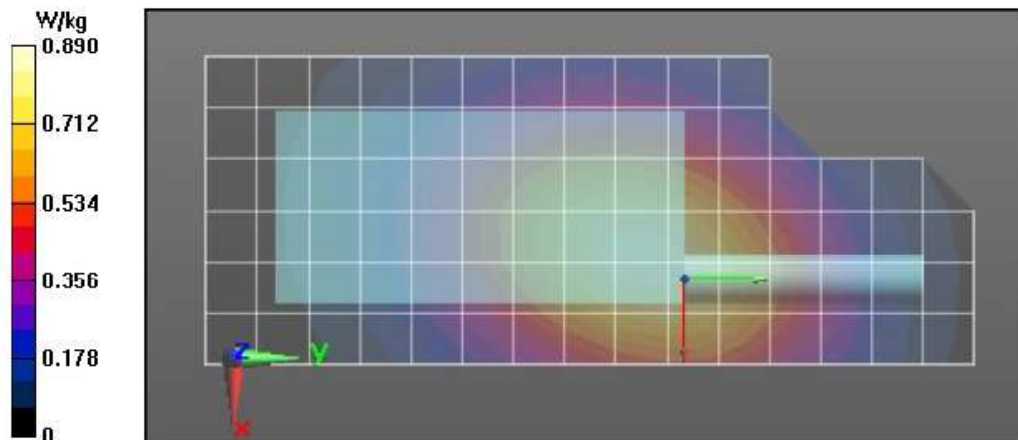
Smallest distance from peaks to all points 3 dB below: Larger than measurement grid

Ratio of SAR at M2 to SAR at M1 = 73.4%

Maximum value of SAR (measured) = 0.869 W/kg

Below 2 GHz-Rev.2/Face Scan/4-Z-Axis Scan (1x1x17): Measurement grid: $dx=20\text{mm}$, $dy=20\text{mm}$, $dz=10\text{mm}$

Maximum value of SAR (measured) = 0.858 W/kg



APPENDIX F

Shortened Scan of Highest SAR Configuration

Shortened Scan- Table 24
Motorola Solutions, Inc. EME Laboratory
 Date/Time: 12/23/2021 1:30:57 AM

Robot#: DASY5-PG-2 | Run#: FZ(DAN)-AB-211223-02#
 Model#: T800 (PMUE5381A)
 Phantom#: ELI4 1040
 Tissue Temp: 21.9(C)
 Serial#: 1751XXXK939
 Antenna: Fixed Antenna 328010048
 Test Freq: 462.6375 (MHz)
 Battery: KEBT-1300
 Carry Acc: PMLN7957A
 Audio Acc: NTN8867A (53724C)
 Start Power: 1.620 (W)

Comments:

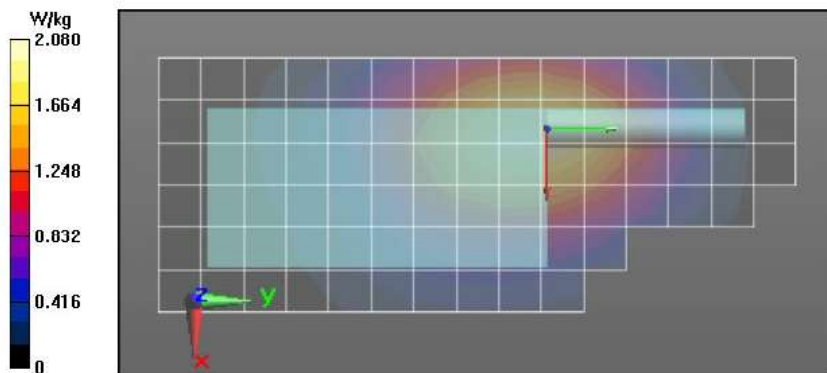
Communication System Band: Biz Lite , Communication System UID: 0, Duty Cycle: 1:1,
 Medium parameters used: $f = 463 \text{ MHz}$; $\sigma = 0.92 \text{ S/m}$; $\epsilon_r = 53.9$; $\rho = 1000 \text{ kg/m}^3$
 Probe: EX3DV4 - SN7534, Calibrated: 4/19/2021, Frequency: 462.637 MHz, ConvF(11.86, 11.86, 11.86) @ 462.637 MHz
 Electronics: DAE4 Sn1598, Calibrated: 4/7/2021

Below 2 GHz-Rev.2/Ab Scan/1-Area Scan (61x161x1): Interpolated grid: $dx=1.500 \text{ mm}$, $dy=1.500 \text{ mm}$
 Reference Value = 44.59 V/m; Power Drift = -0.46 dB
 Fast SAR: SAR(1 g) = 1.77 W/kg; SAR(10 g) = 1.27 W/kg (SAR corrected for target medium)
 Maximum value of SAR (interpolated) = 2.10 W/kg

Below 2 GHz-Rev.2/Ab Scan/2-Volume 2D Scan (41x41x1): Interpolated grid: $dx=0.7500 \text{ mm}$,
 $dy=0.7500 \text{ mm}$, $dz=1.000 \text{ mm}$
 Reference Value = 44.59 V/m; Power Drift = -0.48 dB
 Fast SAR: SAR(1 g) = 1.77 W/kg; SAR(10 g) = 1.29 W/kg (SAR corrected for target medium)
 Maximum value of SAR (interpolated) = 2.07 W/kg

Below 2 GHz-Rev.2/Ab Scan/3-Zoom Scan (5x5x7)/Cube 0: Measurement grid: $dx=7.5 \text{ mm}$,
 $dy=7.5 \text{ mm}$, $dz=5 \text{ mm}$
 Reference Value = 50.44 V/m; Power Drift = -0.14 dB
 Peak SAR (extrapolated) = 2.56 W/kg
 SAR(1 g) = 1.86 W/kg; SAR(10 g) = 1.33 W/kg (SAR corrected for target medium)
 Smallest distance from peaks to all points 3 dB below: Larger than measurement grid
 Ratio of SAR at M2 to SAR at M1 = 72.1%
 Maximum value of SAR (measured) = 2.22 W/kg

Below 2 GHz-Rev.2/Ab Scan/4-Z-Axis Scan (1x1x17): Measurement grid: $dx=20 \text{ mm}$, $dy=20 \text{ mm}$,
 $dz=10 \text{ mm}$
 Maximum value of SAR (measured) = 2.05 W/kg



Scan Description	Referenced Table	Test Time (min.)	SAR 1g (W/kg)
Shortened scan (zoom)	25	10	1.19
Full scan (area & zoom)	19	20	1.2


APPENDIX G

DUT Test Position Photos

1.0 Highest SAR Test Position per body location

1.1 Body

DUT with fixed antenna, offered battery KEBT-1300 and body worn kit PMLN7957A against the phantom with an audio accessory NTN8867A (53724C) attached. Same position used for other applicable offered batteries and audio accessories.



Antenna kit #	Separation Distances (mm)		
	@ bottom surface of the DUT	@ antenna's base	@ antenna's tip
Fixed antenna	12	20	23

1.2 Face

Front of DUT with fixed antenna and offered battery KEBT-1300 separated 2.5cm from the phantom without an audio accessory attached. Same position used for other applicable offered batteries.



Antenna kit #	Separation Distances (mm)		
	@ bottom surface of the DUT	@ antenna's base	@ antenna's tip
Fixed antenna	25	33	35

APPENDIX H
DUT, Body worn and audio accessories Photos

Please refer to original filling report