



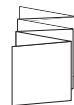
What's in the box



GP1500 GamePad



USB Charging Cable

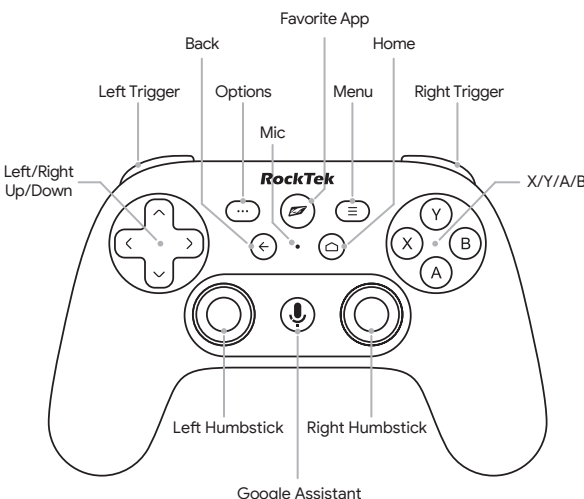


Quick Guide



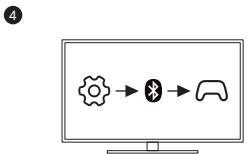
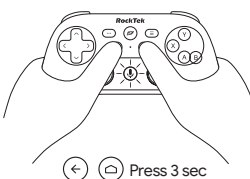
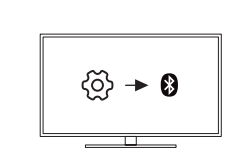
Information

Model Name	RT-GP1500
Input / Battery	5V \pm 1.0A / 3.7V \pm 650mAh
Charging Current	\leq 455mA
Operating Frequency	2402-2480MHz, -30KHz \leq f \leq 30KHz
Bluetooth / Working Distance	Bluetooth 5.0 / \geq 13m
Antenna Efficiency	\geq 30% (5cm away from the receiving antenna)
Support	Andriod Phone.TV.STB.ATVs / Windows(Xinput)
Importer	RockTek Co, Ltd.
Address	16F-9, No.184, Zhongyang Rd., Changhua City, Changhua County 500, Taiwan
Manufacturer	Guangdong Senasy Intelligent Technology Co.Ltd
Address	District 63, Huitai Industrial Zone, Huizhou City, Guangdong Province, China

Knowing Your GP1500



Pairing Your GP1500



Power off   Press 3 sec

Reset   Press 10 sec

GP1500's Light Signals

1. When powered on, the orange light illuminates.
2. During Bluetooth pairing, the blue light flashes.
3. After pairing is complete, the blue light stays on (Android) / the green light is on (PC mode).
4. While charging, the breathing light (green) flashes.
5. When fully charged, the green light remains steady.
6. When the battery is low, the red light flashes.

FCC Statement

This equipment has been tested and found to comply with the limits for a Class B digital device, pursuant to Part 15 of the FCC Rules. These limits are designed to provide reasonable protection against harmful interference in a residential installation. This equipment generates uses and can radiate radio frequency energy and, if not installed and used in accordance with the instructions, may cause harmful interference to radio communications. However, there is no guarantee that interference will not occur in a particular installation. If this equipment does cause harmful interference to radio or television reception, which can be determined by turning the equipment off and on, the user is encouraged to try to correct the interference by one or more of the following measures:

- Reorient or relocate the receiving antenna.
- Increase the separation between the equipment and receiver.
- Connect the equipment into an outlet on a circuit different from that to which the receiver is connected.
- Consult the dealer or an experienced radio/TV technician for help.

The device has been evaluated to meet general RF exposure requirement.
The device can be used in portable exposure condition without restriction.

- ◆ Changes or modifications not expressly approved by the party responsible for compliance could void the user's authority to operate the equipment. This device complies with part 15 of the FCC Rules. Operation is subject to the following two conditions:
 - ① This device may not cause harmful interference, and
 - ② this device must accept any interference received, including interference that may cause undesired operation.

