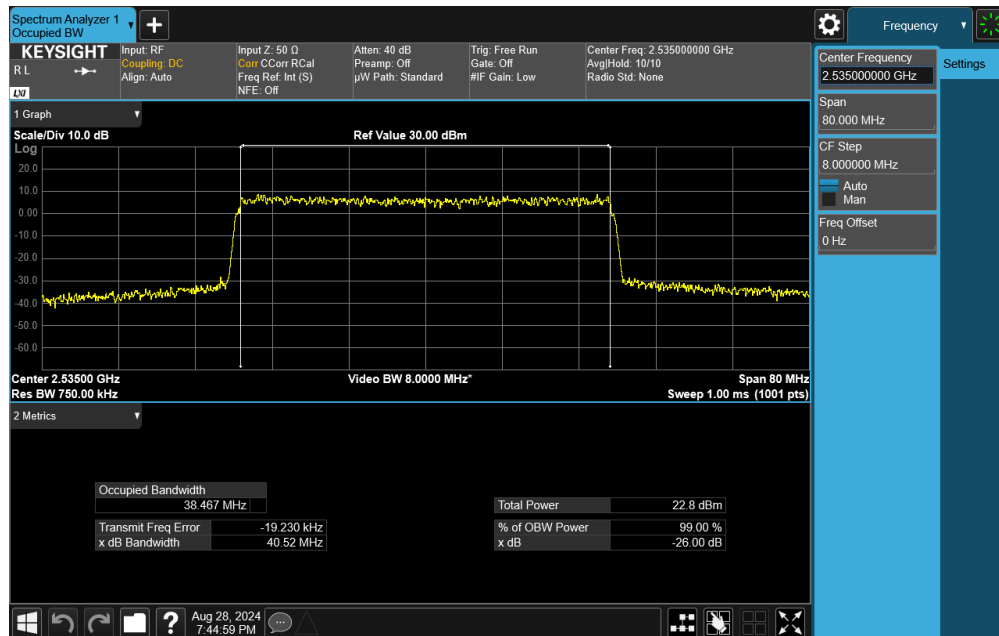



Plot 7-87. Occupied Bandwidth Plot (NR Band n7 - 40MHz CP-OFDM QPSK - Full RB)

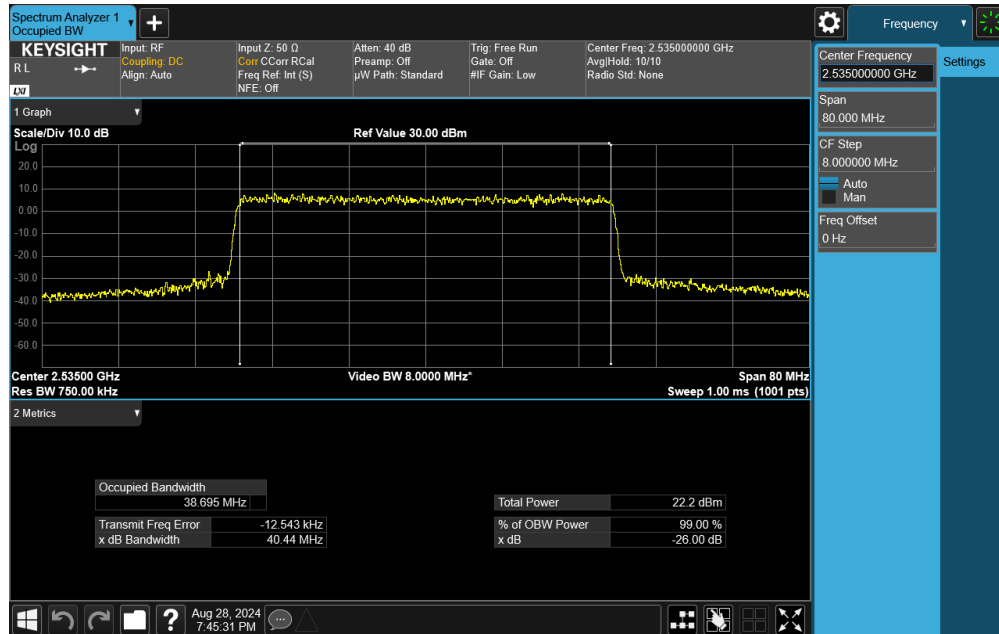


Plot 7-88. Occupied Bandwidth Plot (NR Band n7 - 40MHz CP-OFDM 16-QAM - Full RB)

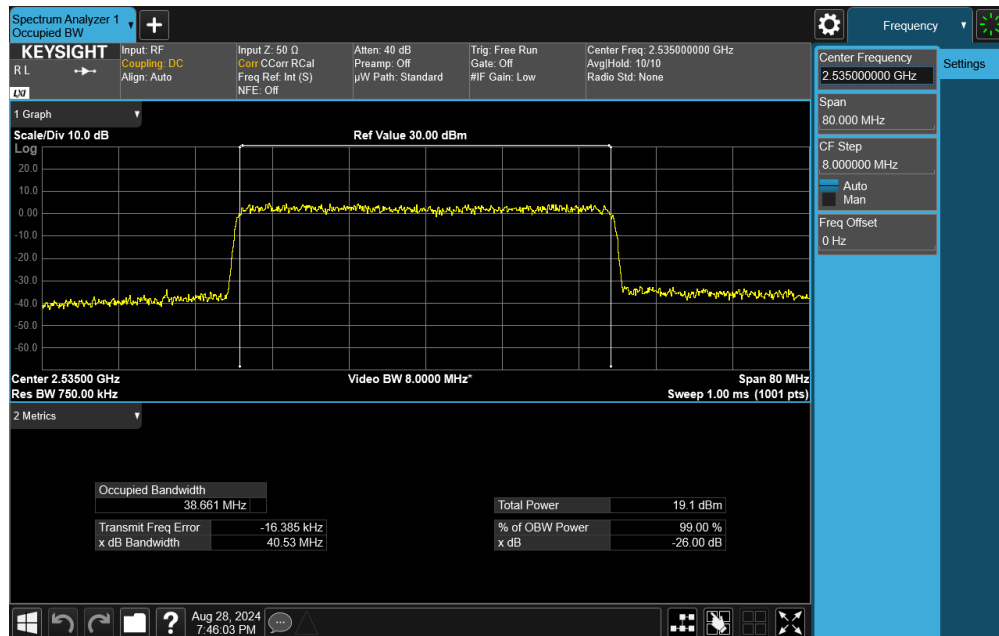
FCC ID: BCGA3267	 PART 27 MEASUREMENT REPORT		Approved by: Technical Manager
Test Report S/N: 1C2410210073-10-R1.BCG	Test Dates: 7/1/2024 - 12/9/2024	EUT Type: Tablet Device	Page 61 of 427

V2.2 09/07/2023


Unless otherwise specified, no part of this report may be reproduced or utilized in any part, form or by any means, electronic or mechanical, including photocopying and microfilm, without permission in writing from Element Materials Technology. If you have any questions about this or have an enquiry about obtaining additional rights to this report or assembly of contents thereof, please contact ct.info@element.com.



Plot 7-89. Occupied Bandwidth Plot (NR Band n7 - 40MHz CP-OFDM 64-QAM - Full RB)



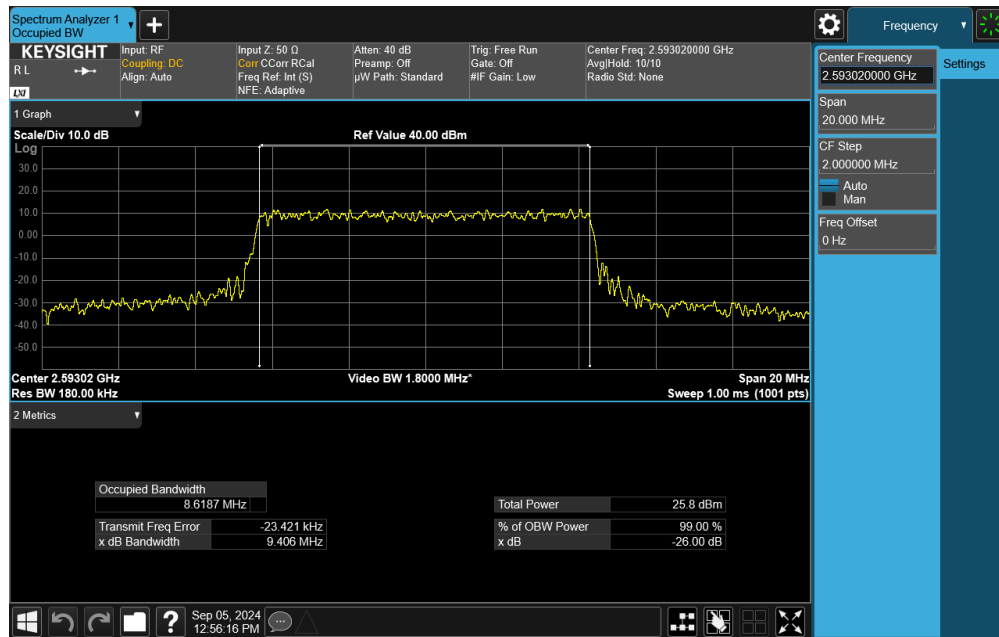
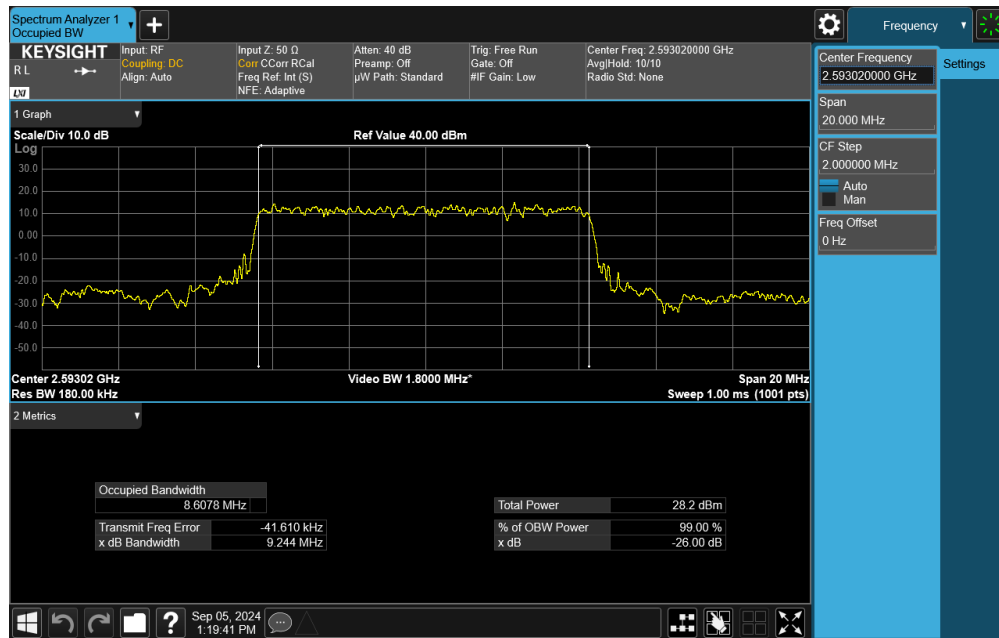
Plot 7-90. Occupied Bandwidth Plot (NR Band n7 - 40MHz CP-OFDM 256-QAM - Full RB)

FCC ID: BCGA3267	 PART 27 MEASUREMENT REPORT		Approved by: Technical Manager
Test Report S/N: 1C2410210073-10-R1.BCG	Test Dates: 7/1/2024 - 12/9/2024	EUT Type: Tablet Device	Page 62 of 427

V2.2 09/07/2023

Unless otherwise specified, no part of this report may be reproduced or utilized in any part, form or by any means, electronic or mechanical, including photocopying and microfilm, without permission in writing from Element Materials Technology. If you have any questions about this or have an enquiry about obtaining additional rights to this report or assembly of contents thereof, please contact ct.info@element.com.

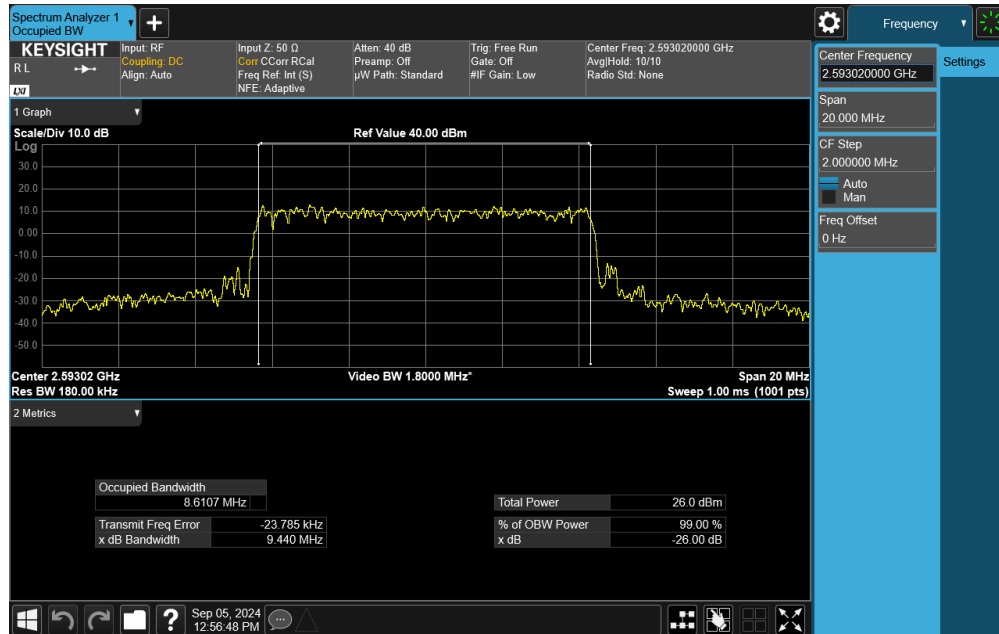
NR Band n41



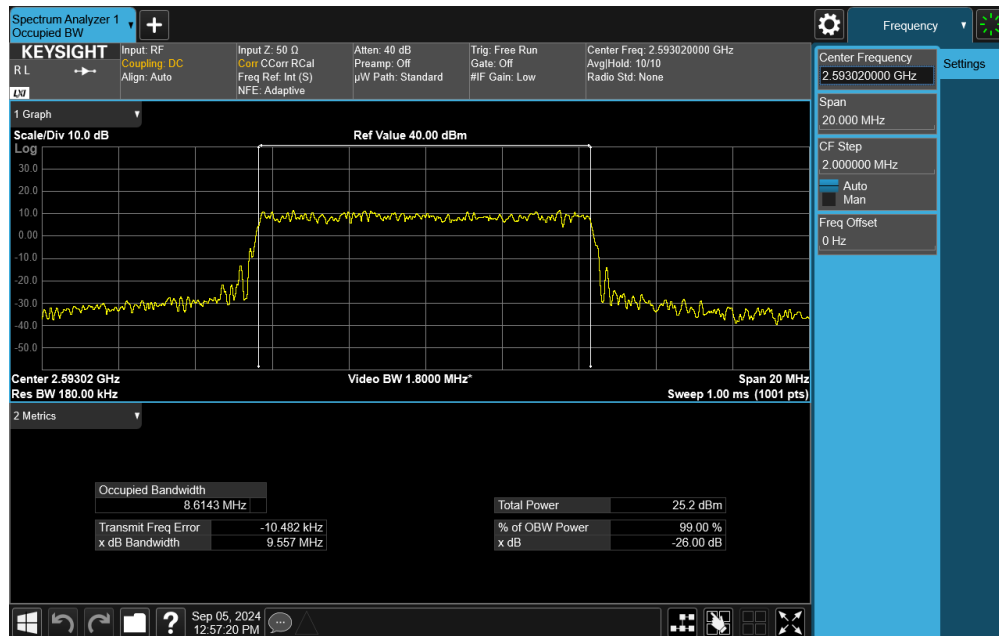
FCC ID: BCGA3267	<p>element</p> <p>PART 27 MEASUREMENT REPORT</p>		Approved by: Technical Manager
Test Report S/N: 1C2410210073-10-R1.BCG	Test Dates: 7/1/2024 - 12/9/2024	EUT Type: Tablet Device	Page 63 of 427

V2.2 09/07/2023

Unless otherwise specified, no part of this report may be reproduced or utilized in any part, form or by any means, electronic or mechanical, including photocopying and microfilm, without permission in writing from Element Materials Technology. If you have any questions about this or have an enquiry about obtaining additional rights to this report or assembly of contents thereof, please contact ct.info@element.com.



Plot 7-93. Occupied Bandwidth Plot (NR Band n41 - 10MHz CP-OFDM 16-QAM - Full RB)

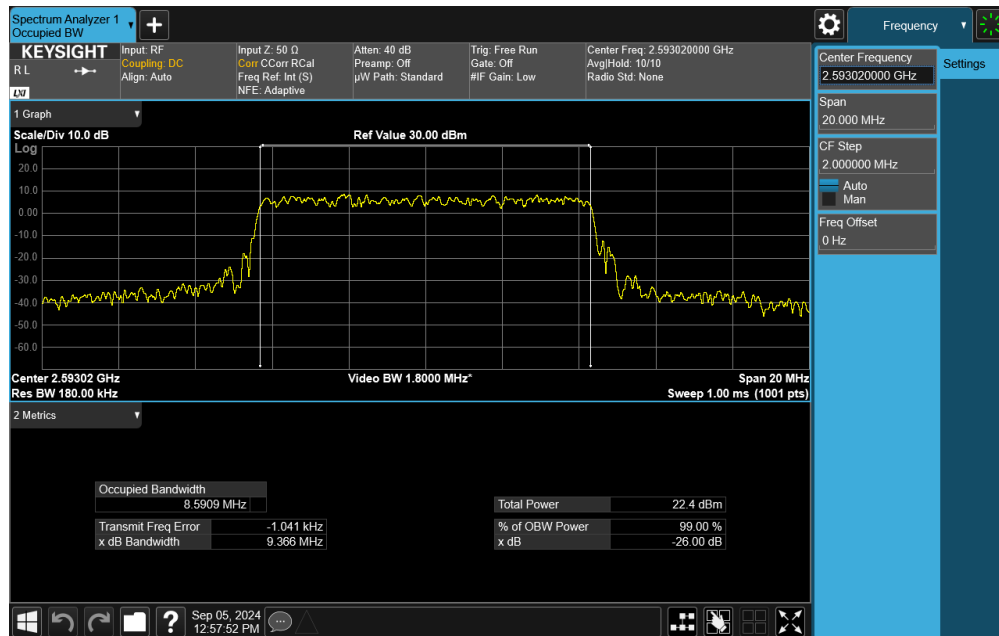


Plot 7-94. Occupied Bandwidth Plot (NR Band n41 - 10MHz CP-OFDM 64-QAM - Full RB)

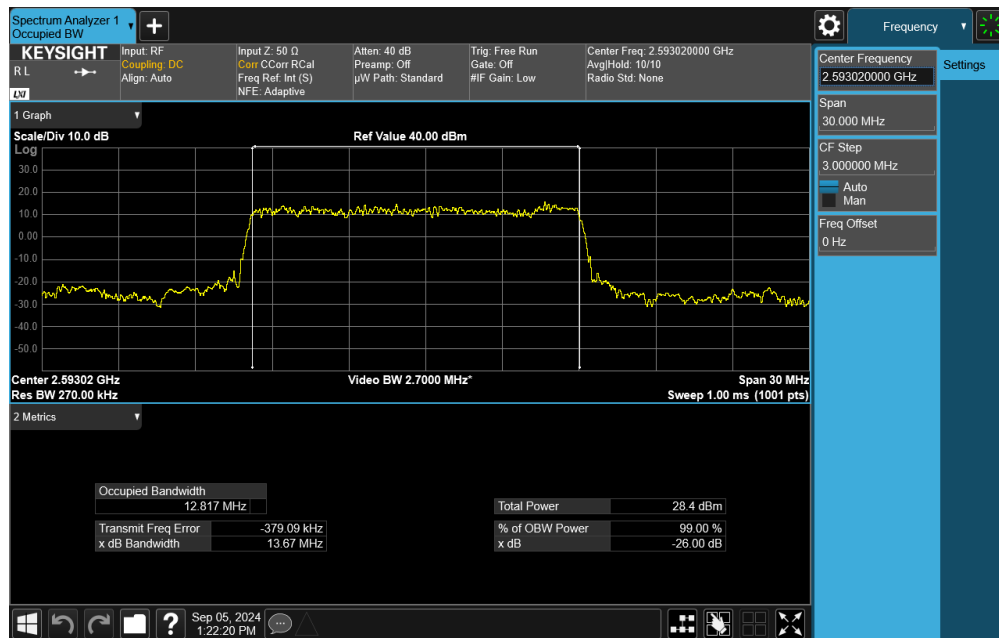
FCC ID: BCGA3267	PART 27 MEASUREMENT REPORT		Approved by: Technical Manager
Test Report S/N: 1C2410210073-10-R1.BCG	Test Dates: 7/1/2024 - 12/9/2024	EUT Type: Tablet Device	Page 64 of 427

V2.2 09/07/2023

Unless otherwise specified, no part of this report may be reproduced or utilized in any part, form or by any means, electronic or mechanical, including photocopying and microfilm, without permission in writing from Element Materials Technology. If you have any questions about this or have an enquiry about obtaining additional rights to this report or assembly of contents thereof, please contact ct.info@element.com.



Plot 7-95. Occupied Bandwidth Plot (NR Band n41 - 10MHz CP-OFDM 256-QAM - Full RB)

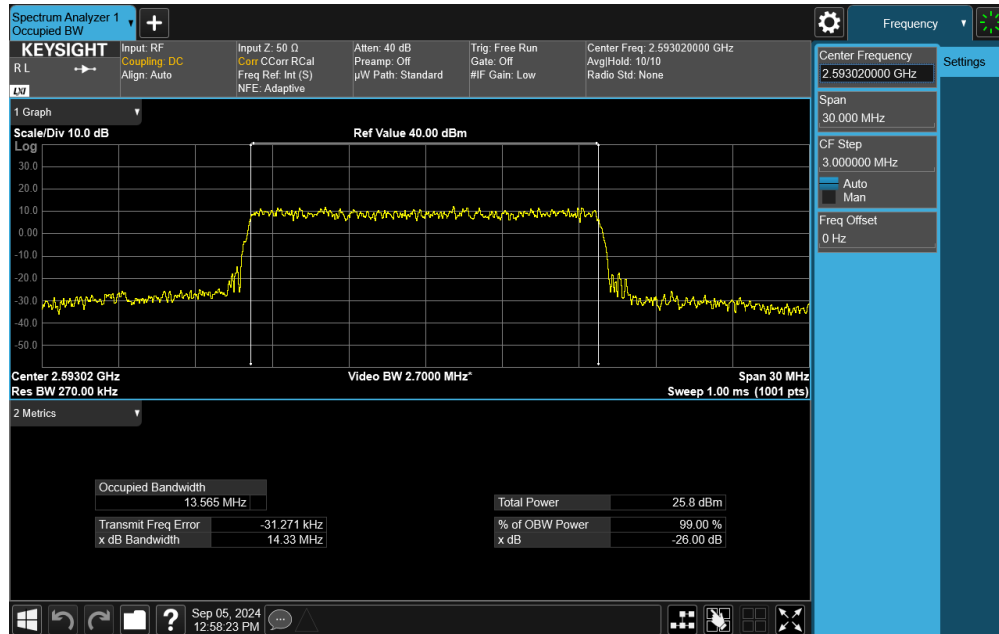


Plot 7-96. Occupied Bandwidth Plot (NR Band n41 - 15MHz DFT-s-OFDM $\pi/2$ BPSK - Full RB)

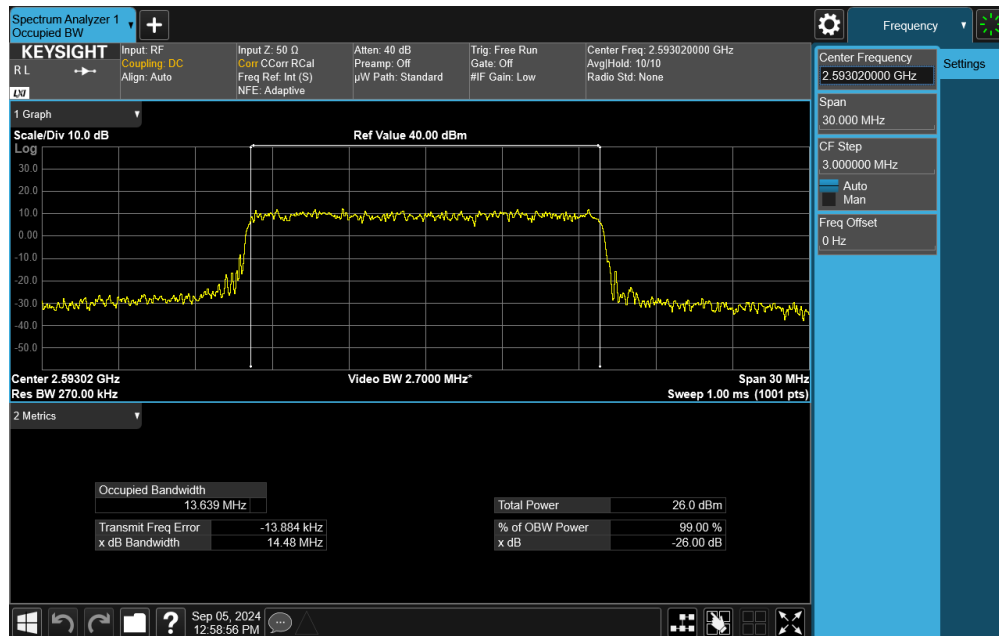
FCC ID: BCGA3267	PART 27 MEASUREMENT REPORT		Approved by: Technical Manager
Test Report S/N: 1C2410210073-10-R1.BCG	Test Dates: 7/1/2024 - 12/9/2024	EUT Type: Tablet Device	Page 65 of 427

V2.2 09/07/2023

Unless otherwise specified, no part of this report may be reproduced or utilized in any part, form or by any means, electronic or mechanical, including photocopying and microfilm, without permission in writing from Element Materials Technology. If you have any questions about this or have an enquiry about obtaining additional rights to this report or assembly of contents thereof, please contact ct.info@element.com.



Plot 7-97. Occupied Bandwidth Plot (NR Band n41 - 15MHz CP-OFDM QPSK - Full RB)

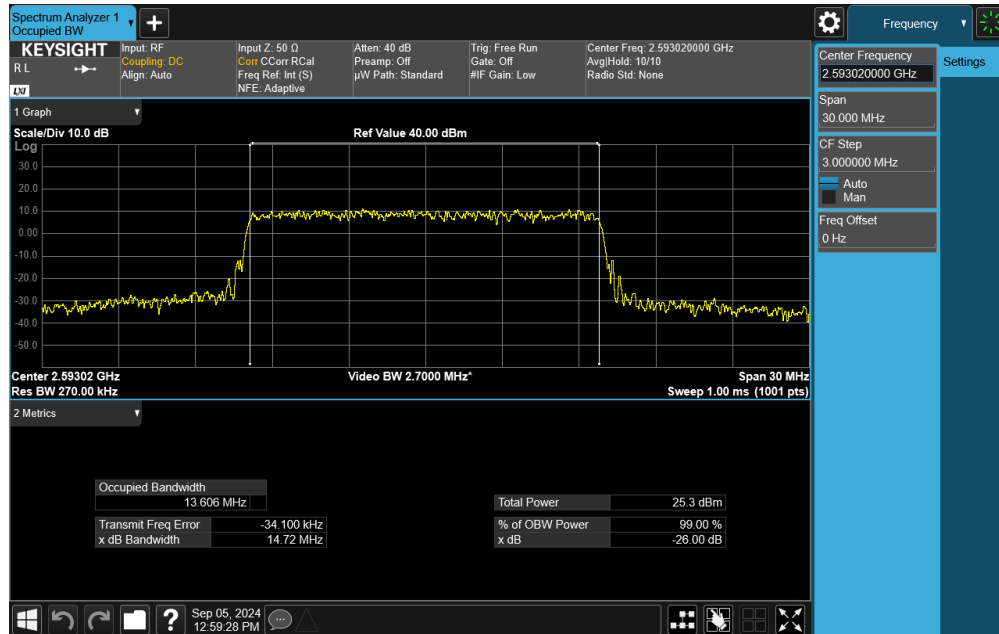


Plot 7-98. Occupied Bandwidth Plot (NR Band n41 - 15MHz CP-OFDM 16-QAM - Full RB)

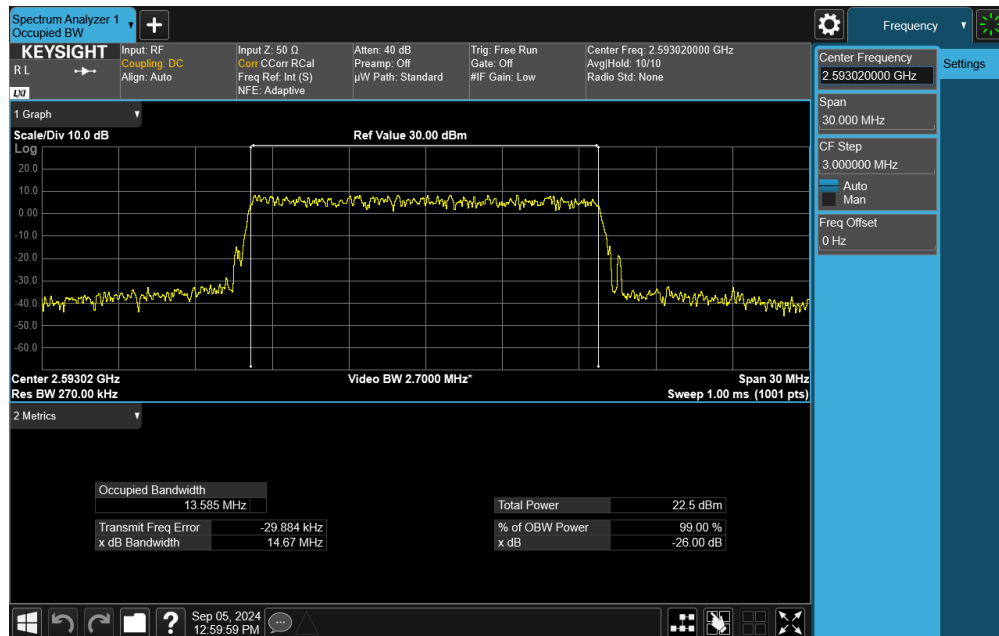
FCC ID: BCGA3267	PART 27 MEASUREMENT REPORT		Approved by: Technical Manager
Test Report S/N: 1C2410210073-10-R1.BCG	Test Dates: 7/1/2024 - 12/9/2024	EUT Type: Tablet Device	Page 66 of 427

V2.2 09/07/2023

Unless otherwise specified, no part of this report may be reproduced or utilized in any part, form or by any means, electronic or mechanical, including photocopying and microfilm, without permission in writing from Element Materials Technology. If you have any questions about this or have an enquiry about obtaining additional rights to this report or assembly of contents thereof, please contact ct.info@element.com.



Plot 7-99. Occupied Bandwidth Plot (NR Band n41 - 15MHz CP-OFDM 64-QAM - Full RB)

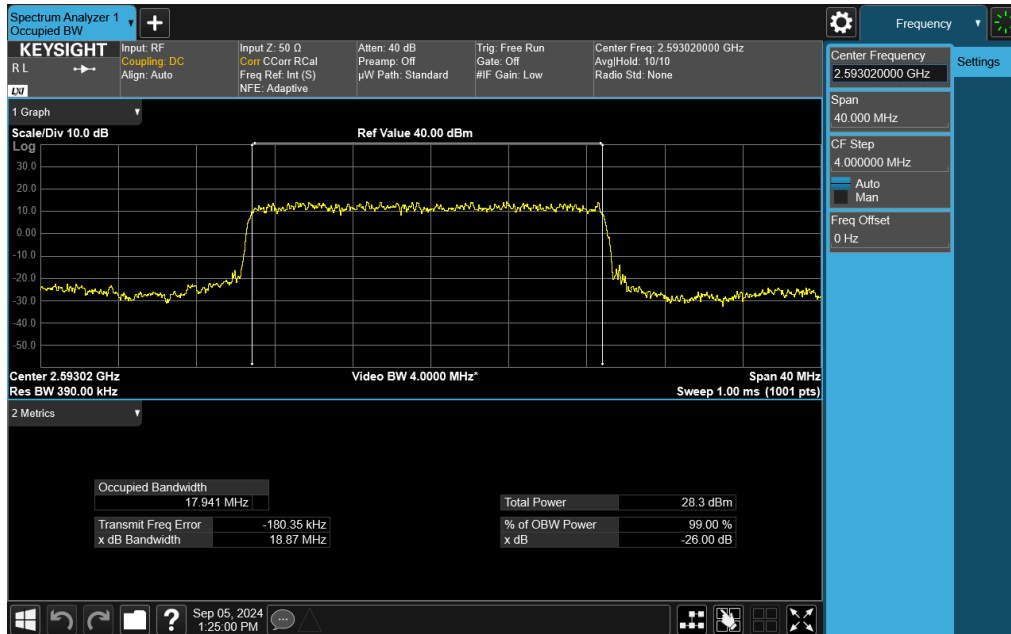


Plot 7-100. Occupied Bandwidth Plot (NR Band n41 - 15MHz CP-OFDM 256-QAM - Full RB)

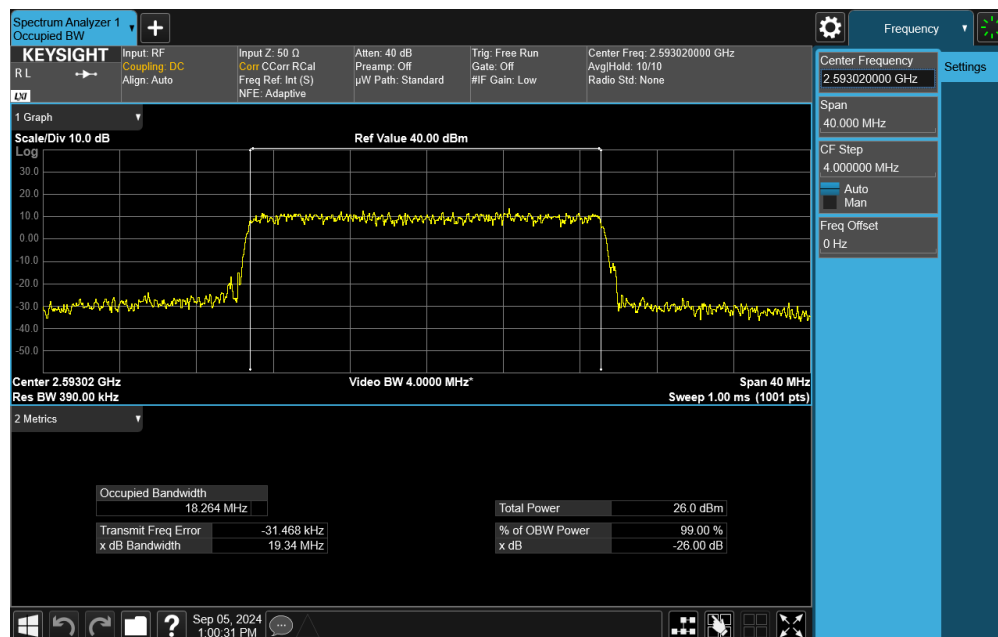
FCC ID: BCGA3267	PART 27 MEASUREMENT REPORT		Approved by: Technical Manager
Test Report S/N: 1C2410210073-10-R1.BCG	Test Dates: 7/1/2024 - 12/9/2024	EUT Type: Tablet Device	Page 67 of 427

V2.2 09/07/2023


Unless otherwise specified, no part of this report may be reproduced or utilized in any part, form or by any means, electronic or mechanical, including photocopying and microfilm, without permission in writing from Element Materials Technology. If you have any questions about this or have an enquiry about obtaining additional rights to this report or assembly of contents thereof, please contact ct.info@element.com.



Plot 7-101. Occupied Bandwidth Plot (NR Band n41 - 20MHz DFT-s-OFDM $\pi/2$ BPSK - Full RB)

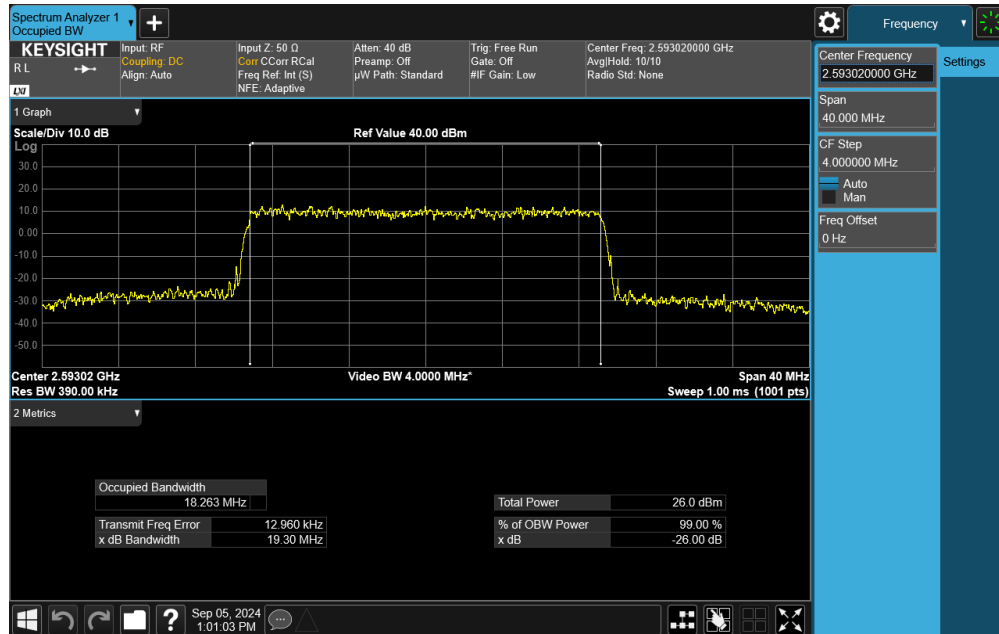


Plot 7-102. Occupied Bandwidth Plot (NR Band n41 - 20MHz CP-OFDM QPSK - Full RB)

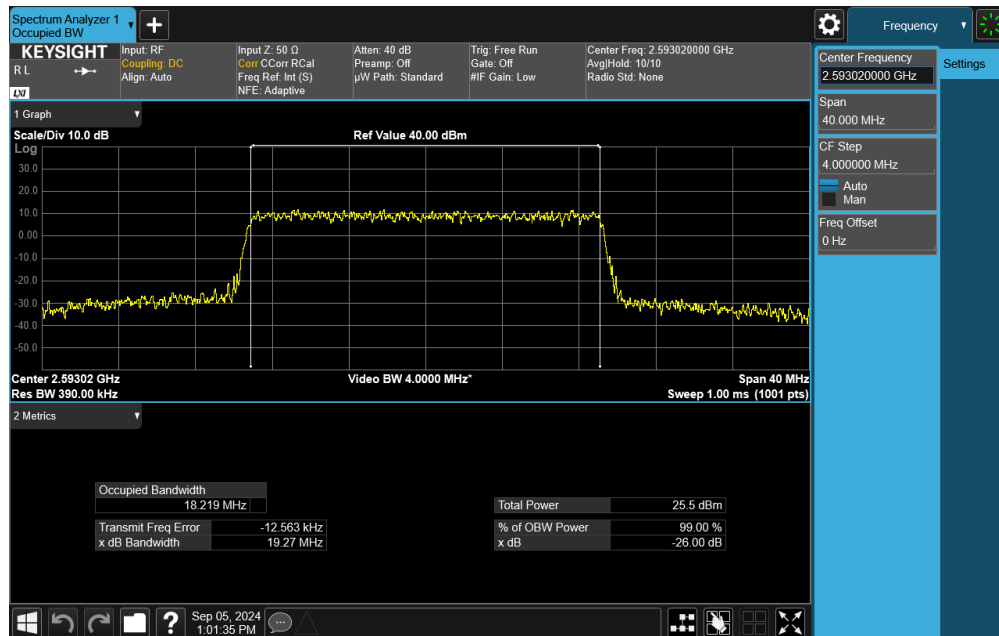
FCC ID: BCGA3267	 PART 27 MEASUREMENT REPORT		Approved by: Technical Manager
Test Report S/N: 1C2410210073-10-R1.BCG	Test Dates: 7/1/2024 - 12/9/2024	EUT Type: Tablet Device	Page 68 of 427

V2.2 09/07/2023

Unless otherwise specified, no part of this report may be reproduced or utilized in any part, form or by any means, electronic or mechanical, including photocopying and microfilm, without permission in writing from Element Materials Technology. If you have any questions about this or have an enquiry about obtaining additional rights to this report or assembly of contents thereof, please contact ct.info@element.com.



Plot 7-103. Occupied Bandwidth Plot (NR Band n41 - 20MHz CP-OFDM 16-QAM - Full RB)

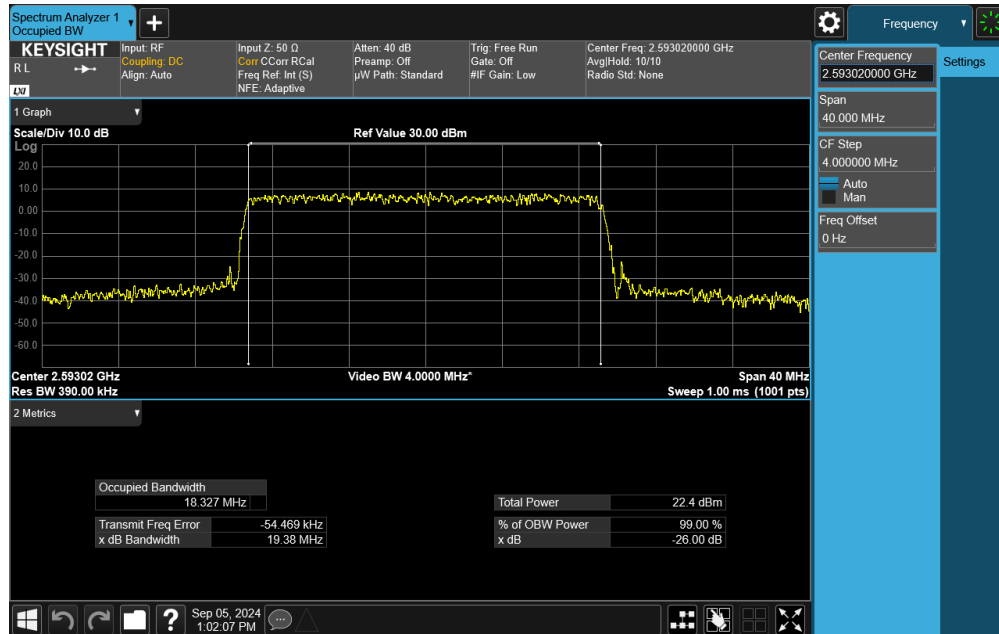


Plot 7-104. Occupied Bandwidth Plot (NR Band n41 - 20MHz CP-OFDM 64-QAM - Full RB)

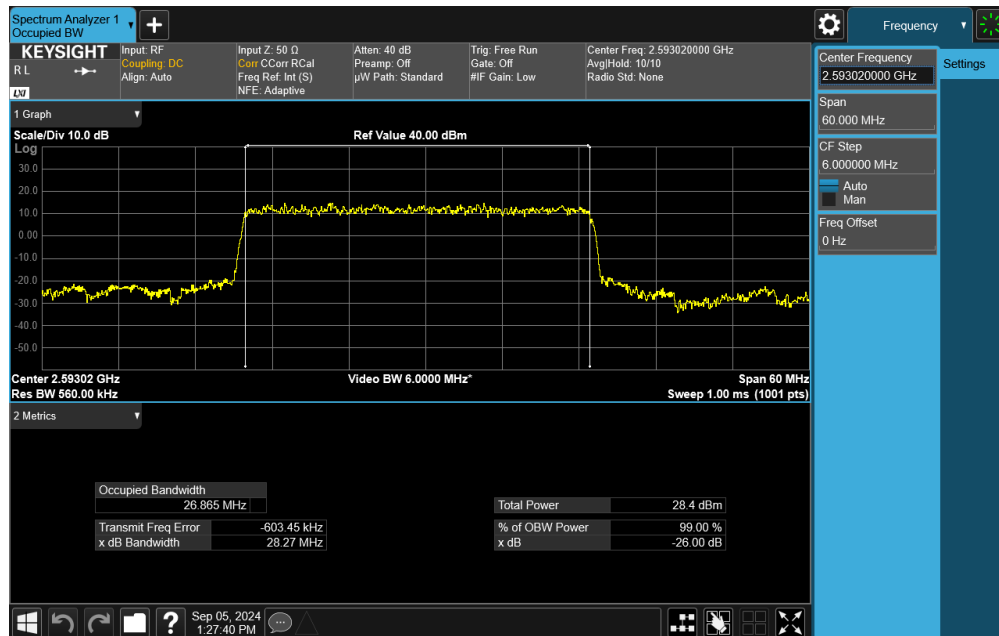
FCC ID: BCGA3267	PART 27 MEASUREMENT REPORT		Approved by: Technical Manager
Test Report S/N: 1C2410210073-10-R1.BCG	Test Dates: 7/1/2024 - 12/9/2024	EUT Type: Tablet Device	Page 69 of 427

V2.2 09/07/2023

Unless otherwise specified, no part of this report may be reproduced or utilized in any part, form or by any means, electronic or mechanical, including photocopying and microfilm, without permission in writing from Element Materials Technology. If you have any questions about this or have an enquiry about obtaining additional rights to this report or assembly of contents thereof, please contact ct.info@element.com.



Plot 7-105. Occupied Bandwidth Plot (NR Band n41 - 20MHz CP-OFDM 256-QAM - Full RB)

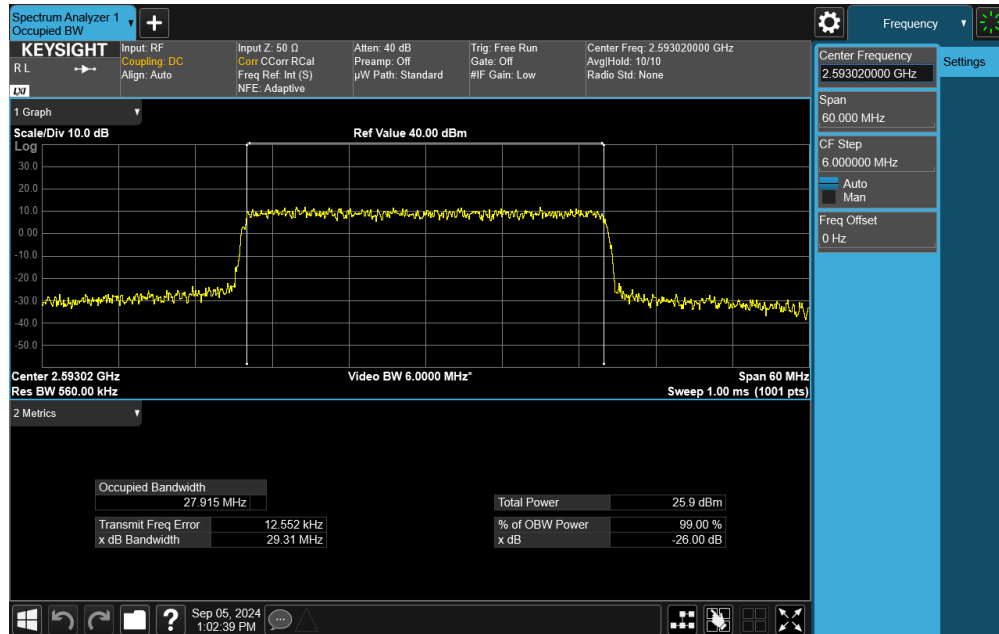


Plot 7-106. Occupied Bandwidth Plot (NR Band n41 - 30MHz DFT-s-OFDM $\pi/2$ BPSK - Full RB)

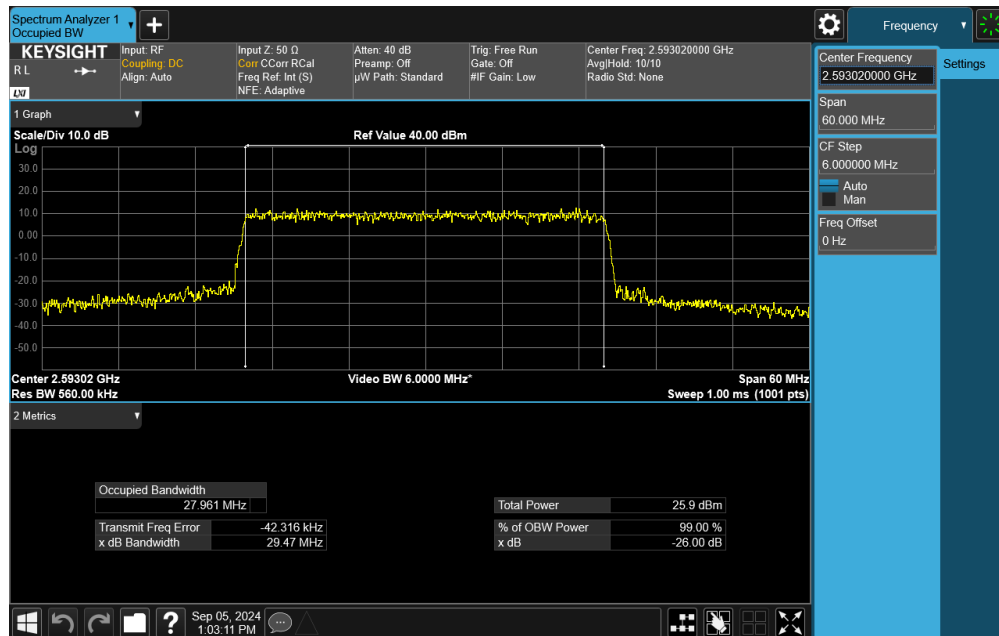
FCC ID: BCGA3267	PART 27 MEASUREMENT REPORT		Approved by: Technical Manager
Test Report S/N: 1C2410210073-10-R1.BCG	Test Dates: 7/1/2024 - 12/9/2024	EUT Type: Tablet Device	Page 70 of 427

V2.2 09/07/2023

Unless otherwise specified, no part of this report may be reproduced or utilized in any part, form or by any means, electronic or mechanical, including photocopying and microfilm, without permission in writing from Element Materials Technology. If you have any questions about this or have an enquiry about obtaining additional rights to this report or assembly of contents thereof, please contact ct.info@element.com.



Plot 7-107. Occupied Bandwidth Plot (NR Band n41 - 30MHz CP-OFDM QPSK - Full RB)

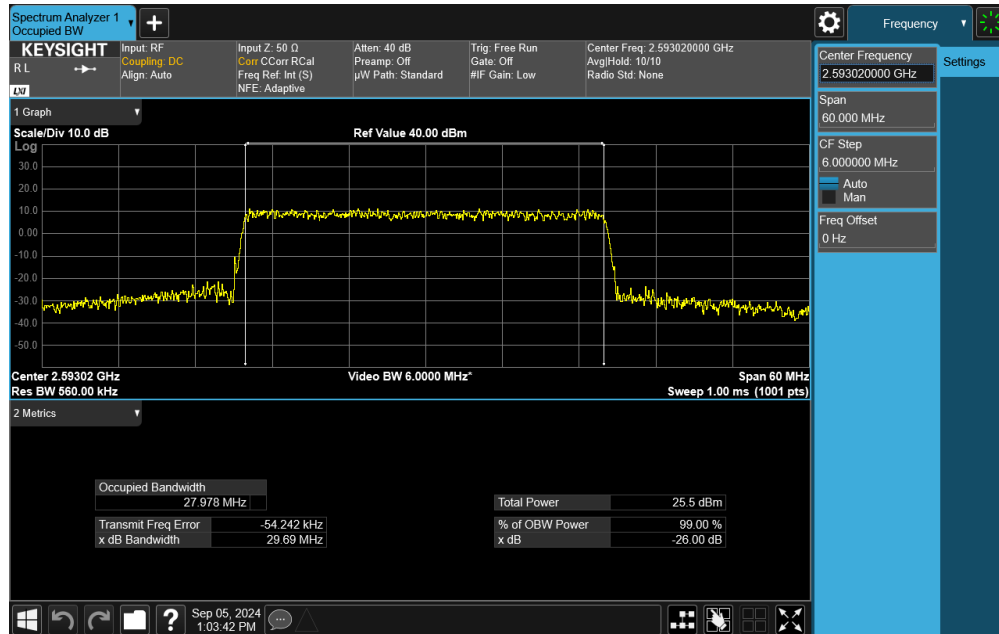


Plot 7-108. Occupied Bandwidth Plot (NR Band n41 - 30MHz CP-OFDM 16-QAM - Full RB)

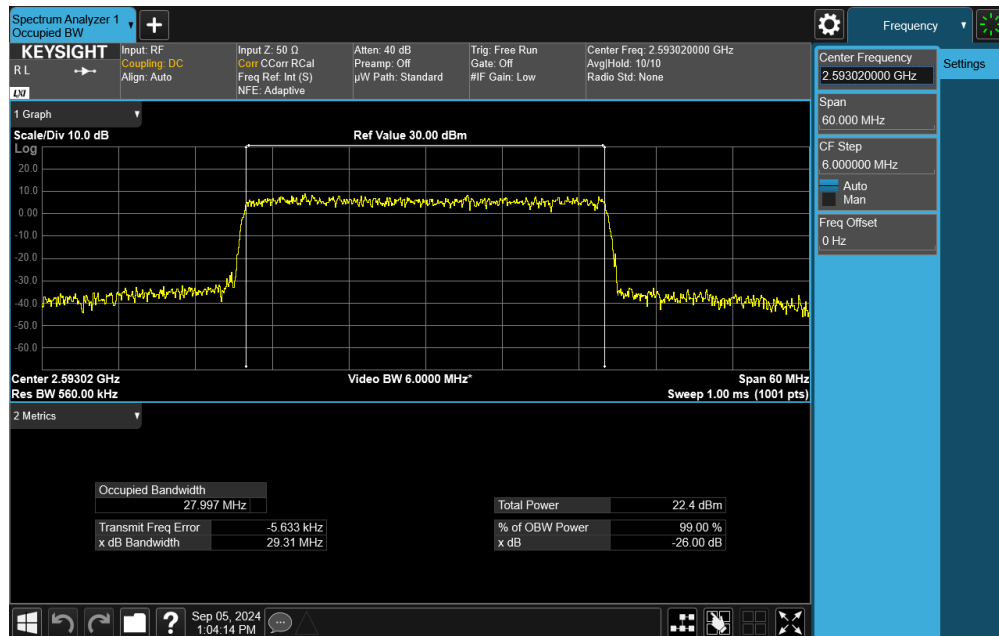
FCC ID: BCGA3267	<p>element</p> <p>PART 27 MEASUREMENT REPORT</p>		Approved by: Technical Manager
Test Report S/N: 1C2410210073-10-R1.BCG	Test Dates: 7/1/2024 - 12/9/2024	EUT Type: Tablet Device	Page 71 of 427

V2.2 09/07/2023

Unless otherwise specified, no part of this report may be reproduced or utilized in any part, form or by any means, electronic or mechanical, including photocopying and microfilm, without permission in writing from Element Materials Technology. If you have any questions about this or have an enquiry about obtaining additional rights to this report or assembly of contents thereof, please contact ct.info@element.com.



Plot 7-109. Occupied Bandwidth Plot (NR Band n41 - 30MHz CP-OFDM 64-QAM - Full RB)

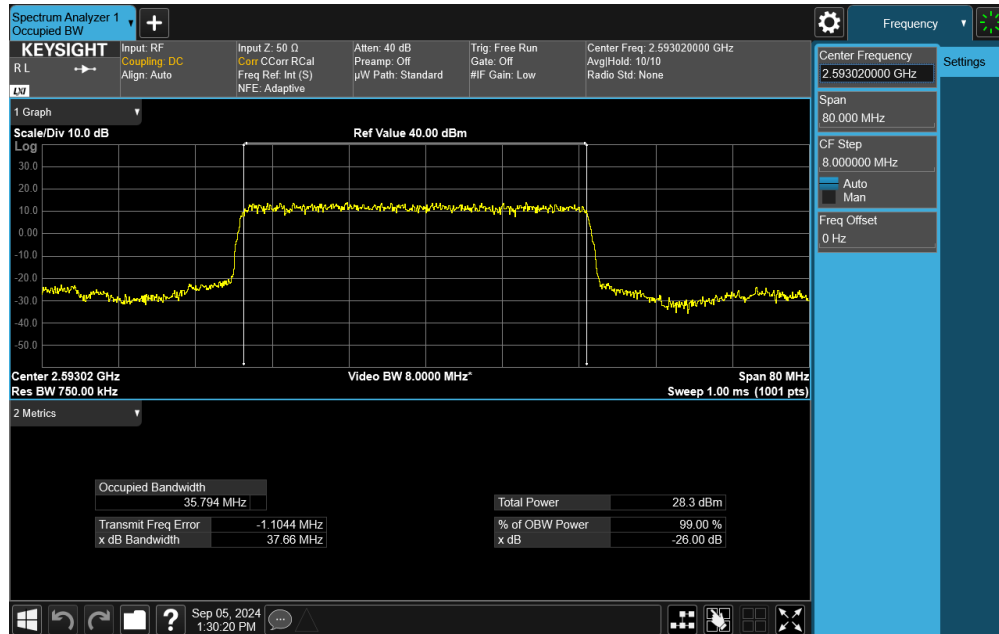


Plot 7-110. Occupied Bandwidth Plot (NR Band n41 - 30MHz CP-OFDM 256-QAM - Full RB)

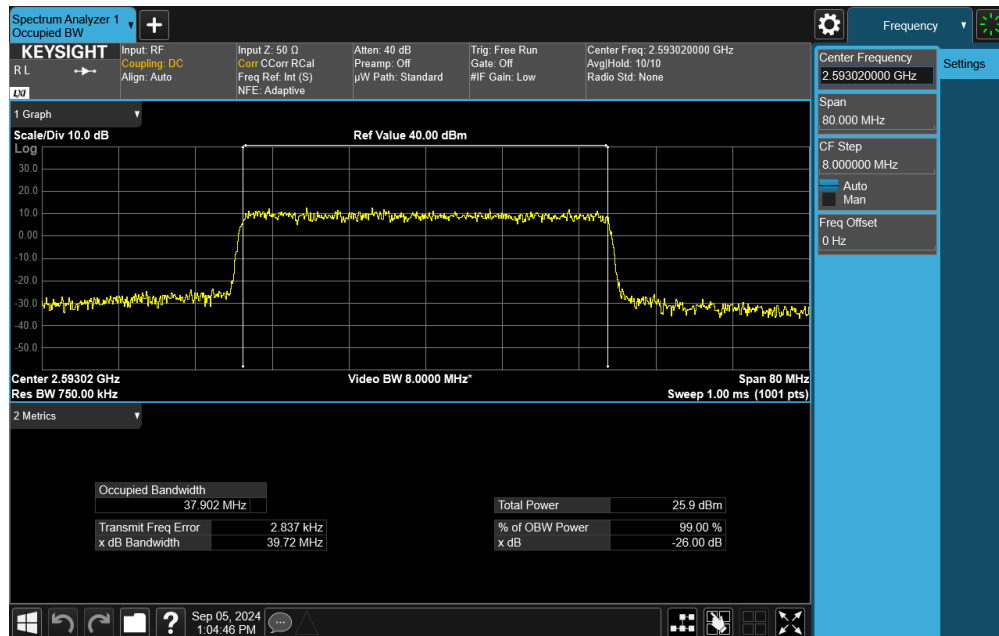
FCC ID: BCGA3267	PART 27 MEASUREMENT REPORT		Approved by: Technical Manager
Test Report S/N: 1C2410210073-10-R1.BCG	Test Dates: 7/1/2024 - 12/9/2024	EUT Type: Tablet Device	Page 72 of 427

V2.2 09/07/2023


Unless otherwise specified, no part of this report may be reproduced or utilized in any part, form or by any means, electronic or mechanical, including photocopying and microfilm, without permission in writing from Element Materials Technology. If you have any questions about this or have an enquiry about obtaining additional rights to this report or assembly of contents thereof, please contact ct.info@element.com.



Plot 7-111. Occupied Bandwidth Plot (NR Band n41 - 40MHz DFT-s-OFDM $\pi/2$ BPSK - Full RB)

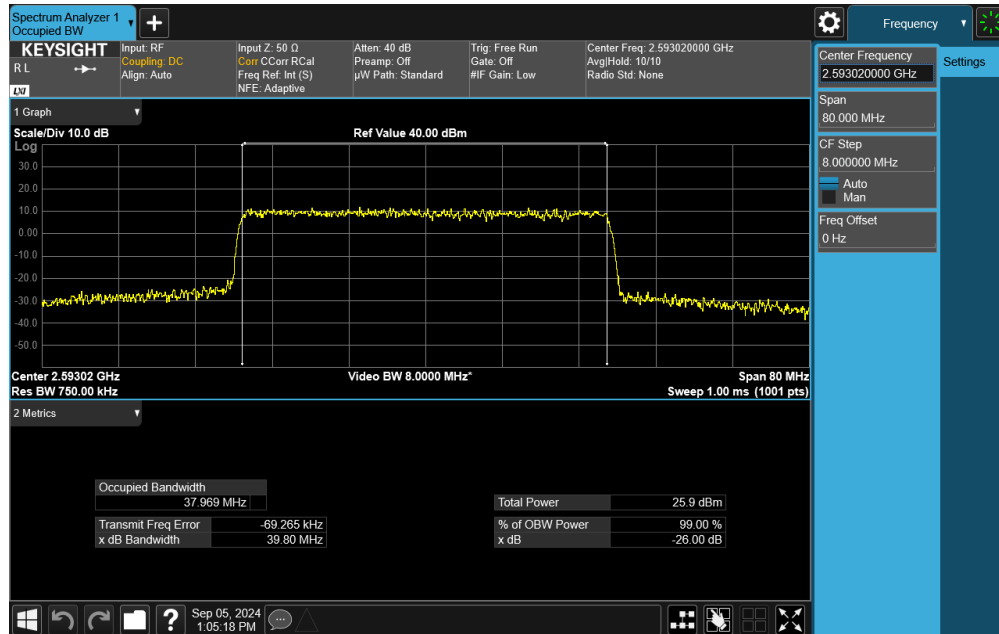


Plot 7-112. Occupied Bandwidth Plot (NR Band n41 - 40MHz CP-OFDM QPSK - Full RB)

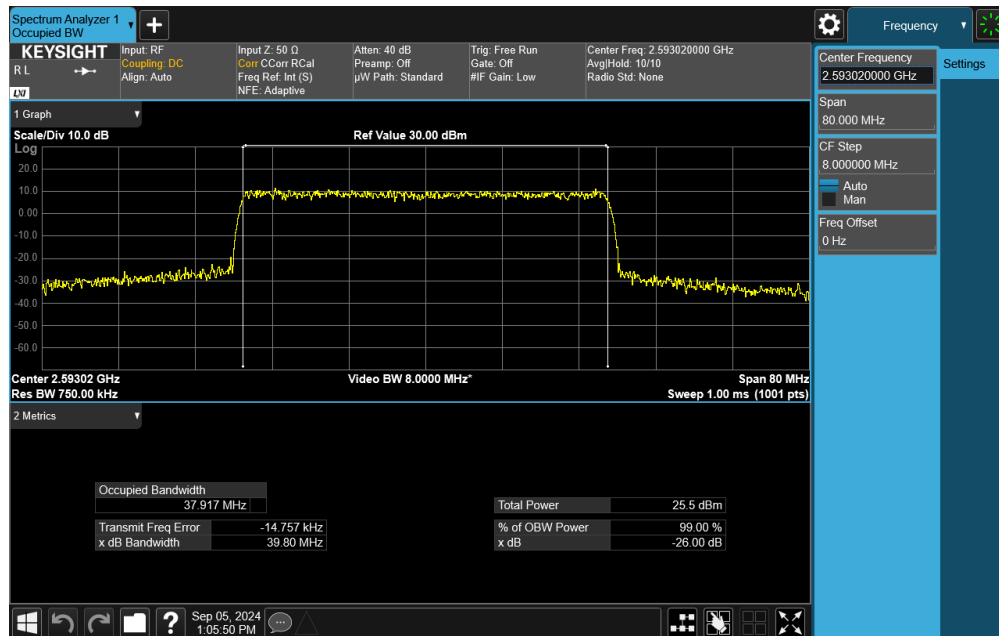
FCC ID: BCGA3267	 PART 27 MEASUREMENT REPORT		Approved by: Technical Manager
Test Report S/N: 1C2410210073-10-R1.BCG	Test Dates: 7/1/2024 - 12/9/2024	EUT Type: Tablet Device	Page 73 of 427

V2.2 09/07/2023

Unless otherwise specified, no part of this report may be reproduced or utilized in any part, form or by any means, electronic or mechanical, including photocopying and microfilm, without permission in writing from Element Materials Technology. If you have any questions about this or have an enquiry about obtaining additional rights to this report or assembly of contents thereof, please contact ct.info@element.com.



Plot 7-113. Occupied Bandwidth Plot (NR Band n41 - 40MHz CP-OFDM 16-QAM - Full RB)

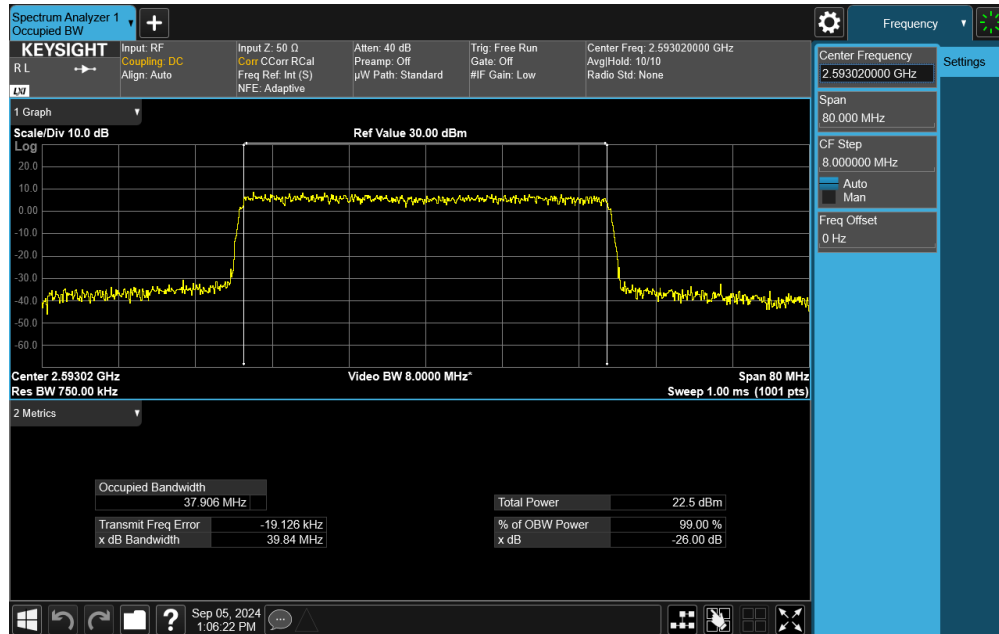


Plot 7-114. Occupied Bandwidth Plot (NR Band n41 - 40MHz CP-OFDM 64-QAM - Full RB)

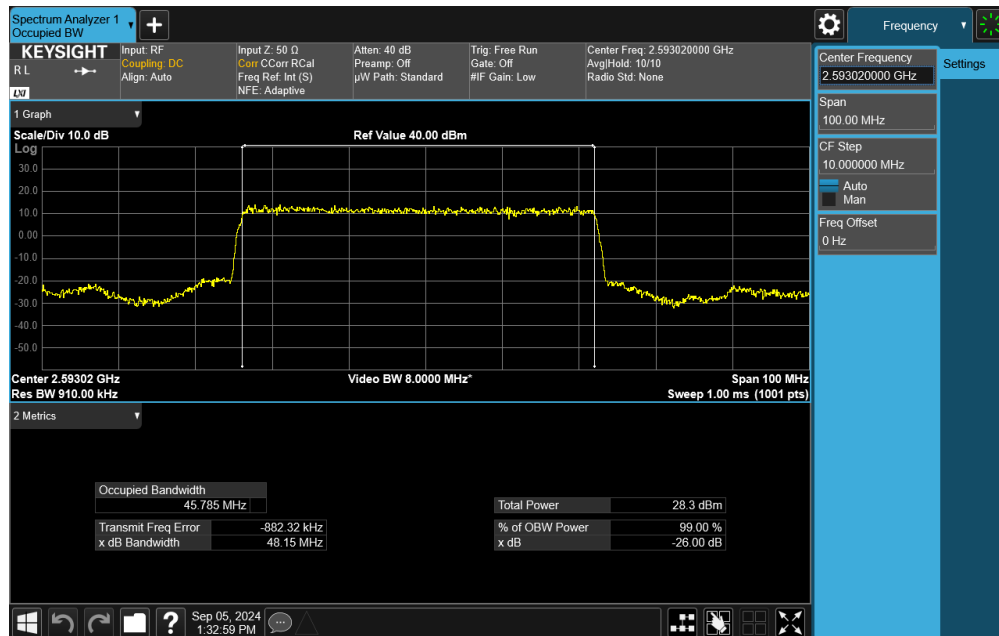
FCC ID: BCGA3267	PART 27 MEASUREMENT REPORT		Approved by: Technical Manager
Test Report S/N: 1C2410210073-10-R1.BCG	Test Dates: 7/1/2024 - 12/9/2024	EUT Type: Tablet Device	Page 74 of 427

V2.2 09/07/2023


Unless otherwise specified, no part of this report may be reproduced or utilized in any part, form or by any means, electronic or mechanical, including photocopying and microfilm, without permission in writing from Element Materials Technology. If you have any questions about this or have an enquiry about obtaining additional rights to this report or assembly of contents thereof, please contact ct.info@element.com.



Plot 7-115. Occupied Bandwidth Plot (NR Band n41 - 40MHz CP-OFDM 256-QAM - Full RB)

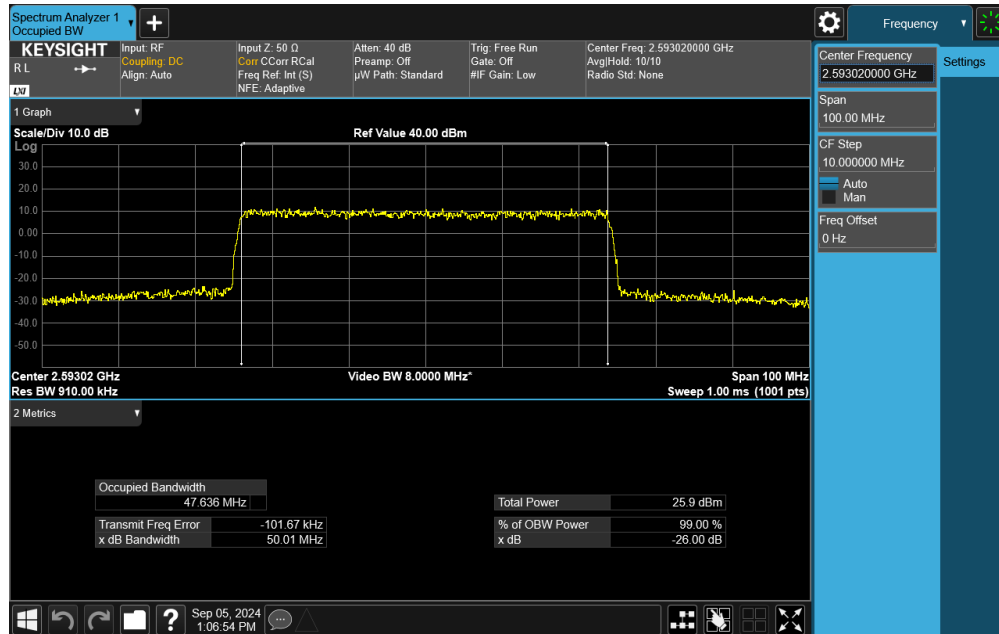


Plot 7-116. Occupied Bandwidth Plot (NR Band n41 - 50MHz DFT-s-OFDM $\pi/2$ BPSK - Full RB)

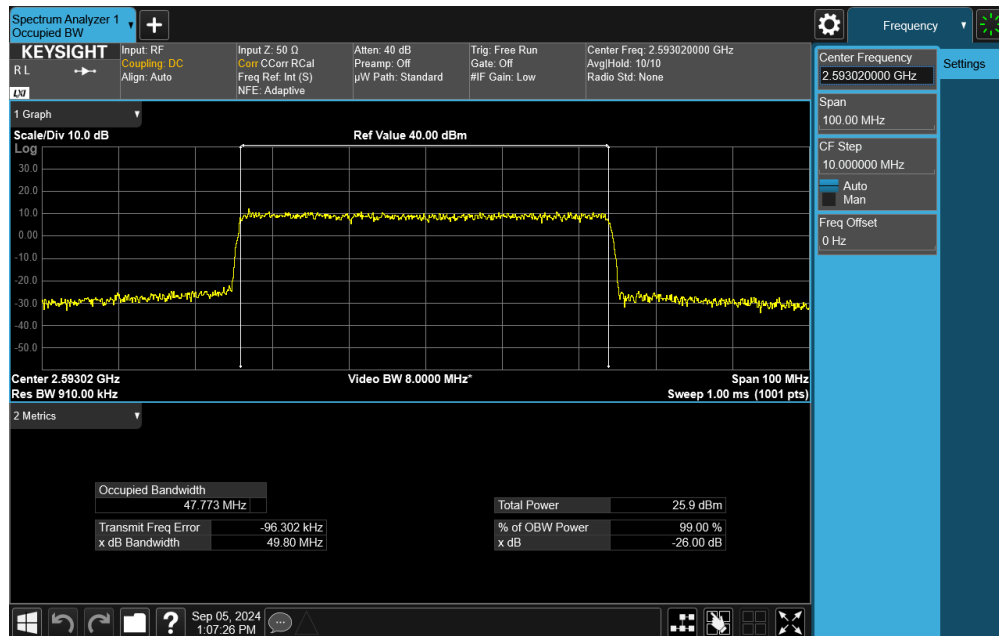
FCC ID: BCGA3267	 PART 27 MEASUREMENT REPORT		Approved by: Technical Manager
Test Report S/N: 1C2410210073-10-R1.BCG	Test Dates: 7/1/2024 - 12/9/2024	EUT Type: Tablet Device	Page 75 of 427

V2.2 09/07/2023

Unless otherwise specified, no part of this report may be reproduced or utilized in any part, form or by any means, electronic or mechanical, including photocopying and microfilm, without permission in writing from Element Materials Technology. If you have any questions about this or have an enquiry about obtaining additional rights to this report or assembly of contents thereof, please contact ct.info@element.com.



Plot 7-117. Occupied Bandwidth Plot (NR Band n41 - 50MHz CP-OFDM QPSK - Full RB)

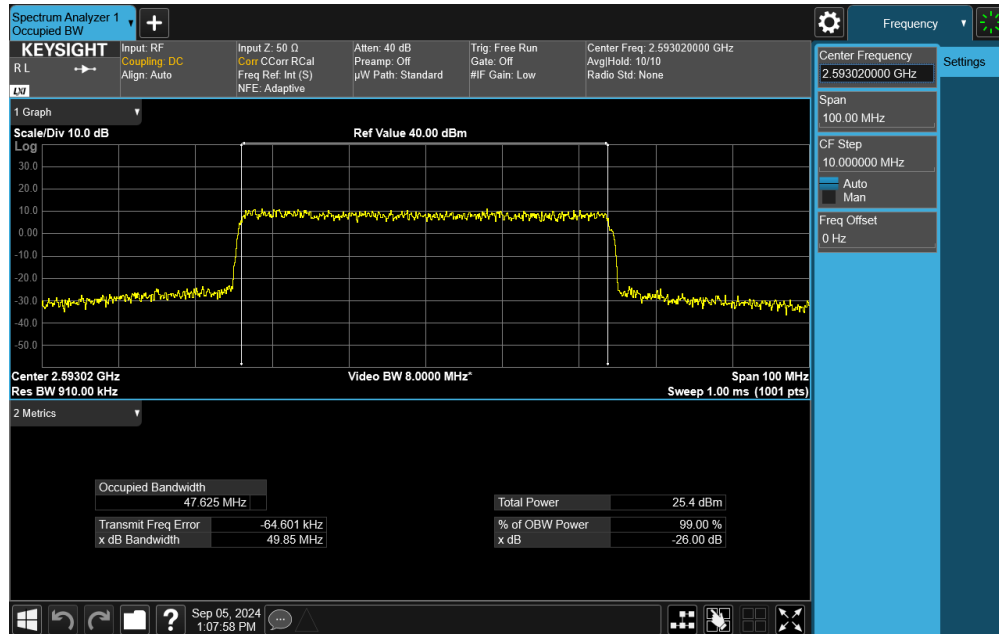


Plot 7-118. Occupied Bandwidth Plot (NR Band n41 - 50MHz CP-OFDM 16-QAM - Full RB)

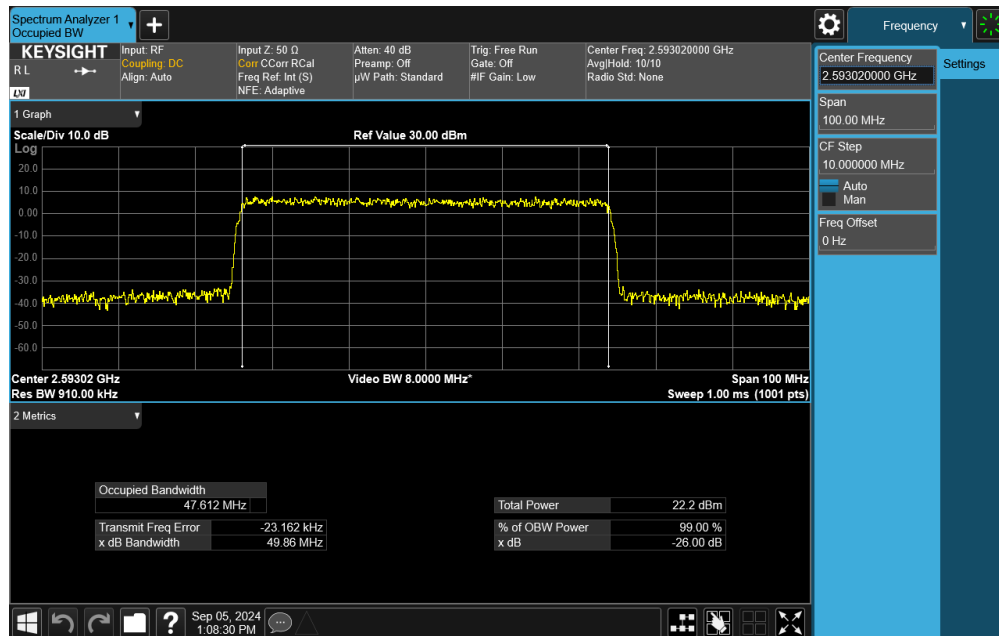
FCC ID: BCGA3267	PART 27 MEASUREMENT REPORT		Approved by: Technical Manager
Test Report S/N: 1C2410210073-10-R1.BCG	Test Dates: 7/1/2024 - 12/9/2024	EUT Type: Tablet Device	Page 76 of 427

V2.2 09/07/2023

Unless otherwise specified, no part of this report may be reproduced or utilized in any part, form or by any means, electronic or mechanical, including photocopying and microfilm, without permission in writing from Element Materials Technology. If you have any questions about this or have an enquiry about obtaining additional rights to this report or assembly of contents thereof, please contact ct.info@element.com.



Plot 7-119. Occupied Bandwidth Plot (NR Band n41 - 50MHz CP-OFDM 64-QAM - Full RB)

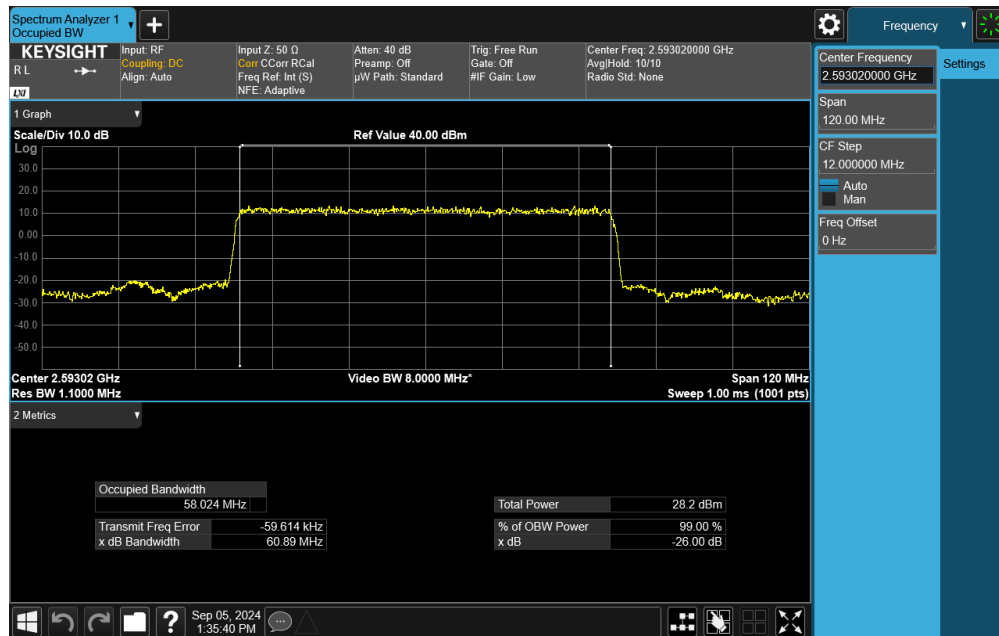


Plot 7-120. Occupied Bandwidth Plot (NR Band n41 - 50MHz CP-OFDM 256-QAM - Full RB)

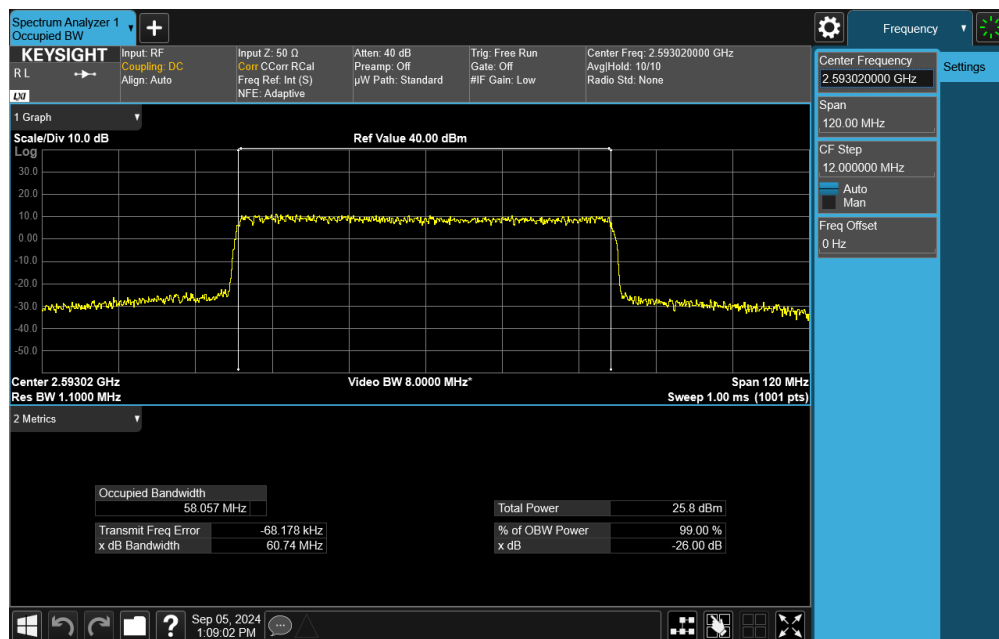
FCC ID: BCGA3267	PART 27 MEASUREMENT REPORT		Approved by: Technical Manager
Test Report S/N: 1C2410210073-10-R1.BCG	Test Dates: 7/1/2024 - 12/9/2024	EUT Type: Tablet Device	Page 77 of 427

V2.2 09/07/2023


Unless otherwise specified, no part of this report may be reproduced or utilized in any part, form or by any means, electronic or mechanical, including photocopying and microfilm, without permission in writing from Element Materials Technology. If you have any questions about this or have an enquiry about obtaining additional rights to this report or assembly of contents thereof, please contact ct.info@element.com.



Plot 7-121. Occupied Bandwidth Plot (NR Band n41 - 60MHz DFT-s-OFDM $\pi/2$ BPSK - Full RB)

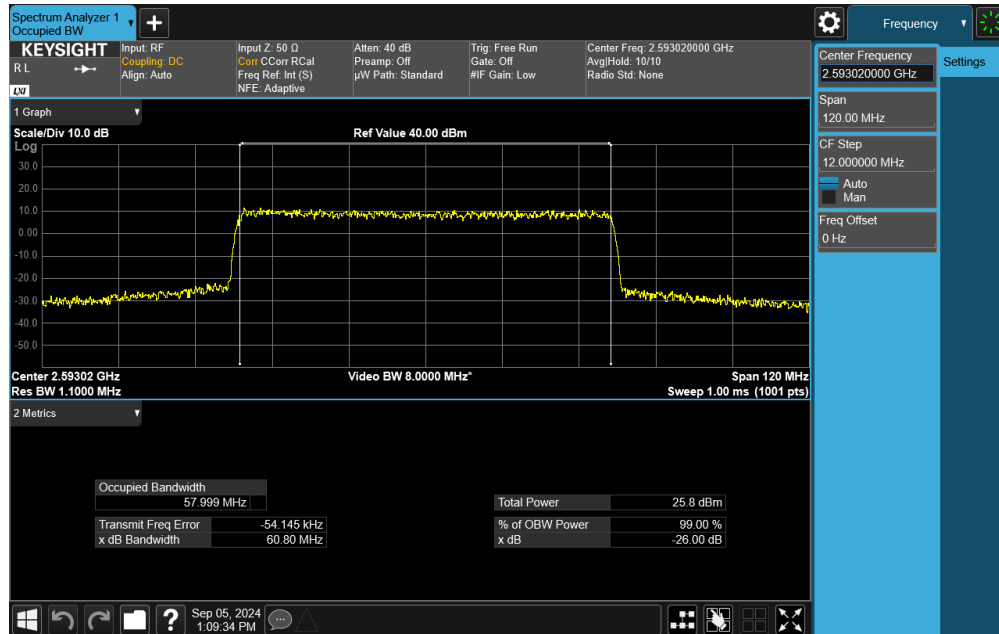


Plot 7-122. Occupied Bandwidth Plot (NR Band n41 - 60MHz CP-OFDM QPSK - Full RB)

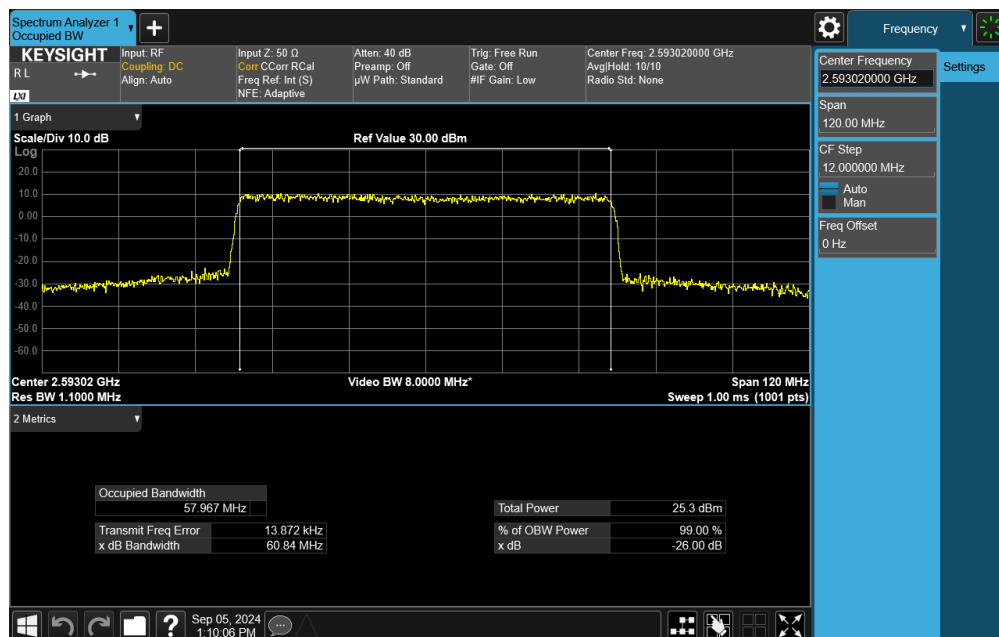
FCC ID: BCGA3267	 PART 27 MEASUREMENT REPORT		Approved by: Technical Manager
Test Report S/N: 1C2410210073-10-R1.BCG	Test Dates: 7/1/2024 - 12/9/2024	EUT Type: Tablet Device	Page 78 of 427

V2.2 09/07/2023


Unless otherwise specified, no part of this report may be reproduced or utilized in any part, form or by any means, electronic or mechanical, including photocopying and microfilm, without permission in writing from Element Materials Technology. If you have any questions about this or have an enquiry about obtaining additional rights to this report or assembly of contents thereof, please contact ct.info@element.com.

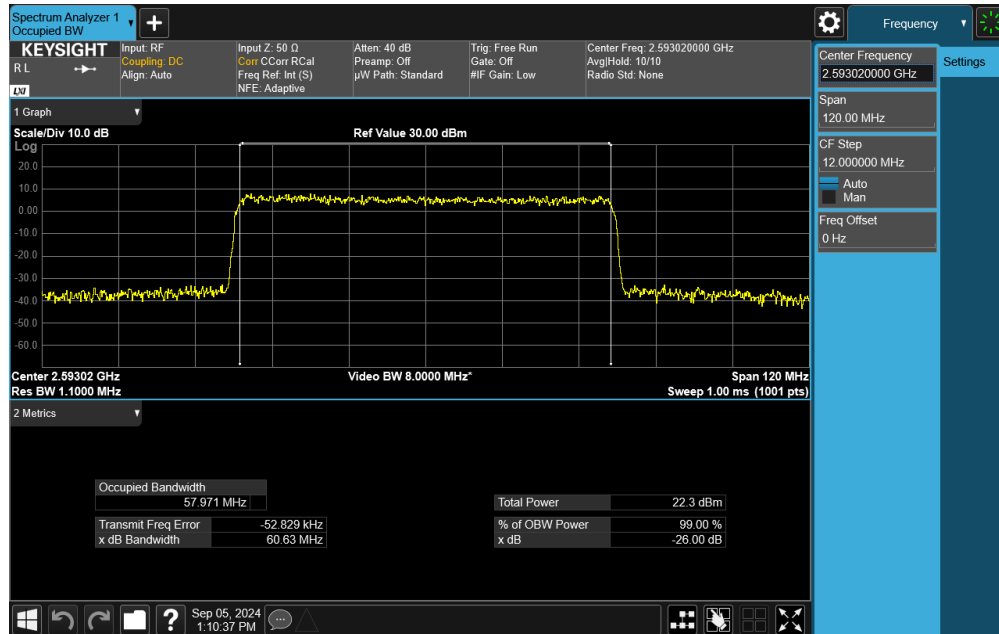


Plot 7-123. Occupied Bandwidth Plot (NR Band n41 - 60MHz CP-OFDM 16-QAM - Full RB)

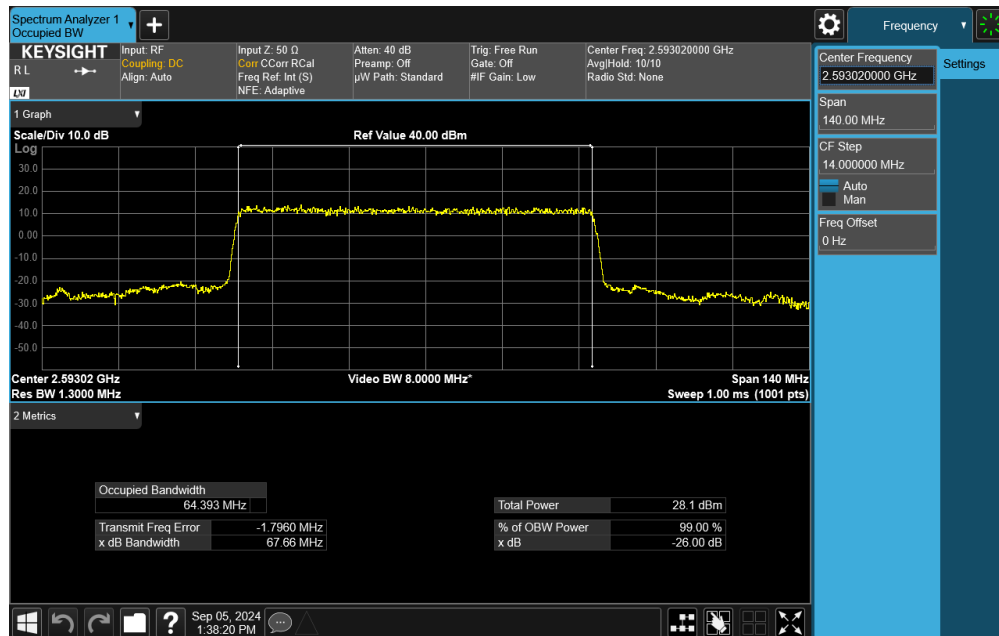


Plot 7-124. Occupied Bandwidth Plot (NR Band n41 - 60MHz CP-OFDM 64-QAM - Full RB)

FCC ID: BCGA3267	 PART 27 MEASUREMENT REPORT		Approved by: Technical Manager
Test Report S/N: 1C2410210073-10-R1.BCG	Test Dates: 7/1/2024 - 12/9/2024	EUT Type: Tablet Device	Page 79 of 427



Plot 7-125. Occupied Bandwidth Plot (NR Band n41 - 60MHz CP-OFDM 256-QAM - Full RB)

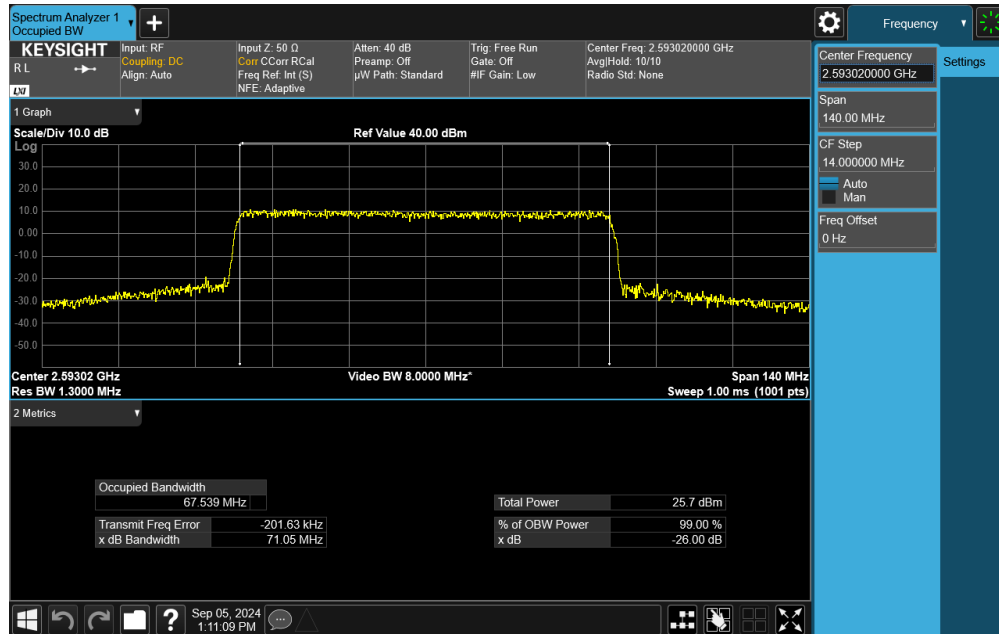


Plot 7-126. Occupied Bandwidth Plot (NR Band n41 - 70MHz DFT-s-OFDM $\pi/2$ BPSK - Full RB)

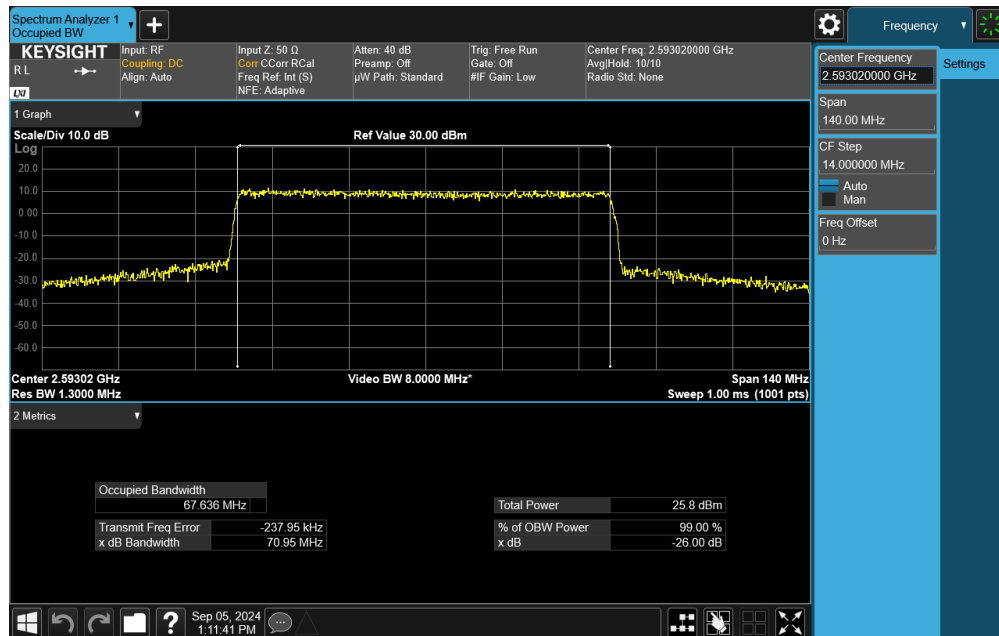
FCC ID: BCGA3267	PART 27 MEASUREMENT REPORT		Approved by: Technical Manager
Test Report S/N: 1C2410210073-10-R1.BCG	Test Dates: 7/1/2024 - 12/9/2024	EUT Type: Tablet Device	Page 80 of 427

V2.2 09/07/2023


Unless otherwise specified, no part of this report may be reproduced or utilized in any part, form or by any means, electronic or mechanical, including photocopying and microfilm, without permission in writing from Element Materials Technology. If you have any questions about this or have an enquiry about obtaining additional rights to this report or assembly of contents thereof, please contact ct.info@element.com.



Plot 7-127. Occupied Bandwidth Plot (NR Band n41 - 70MHz CP-OFDM QPSK - Full RB)

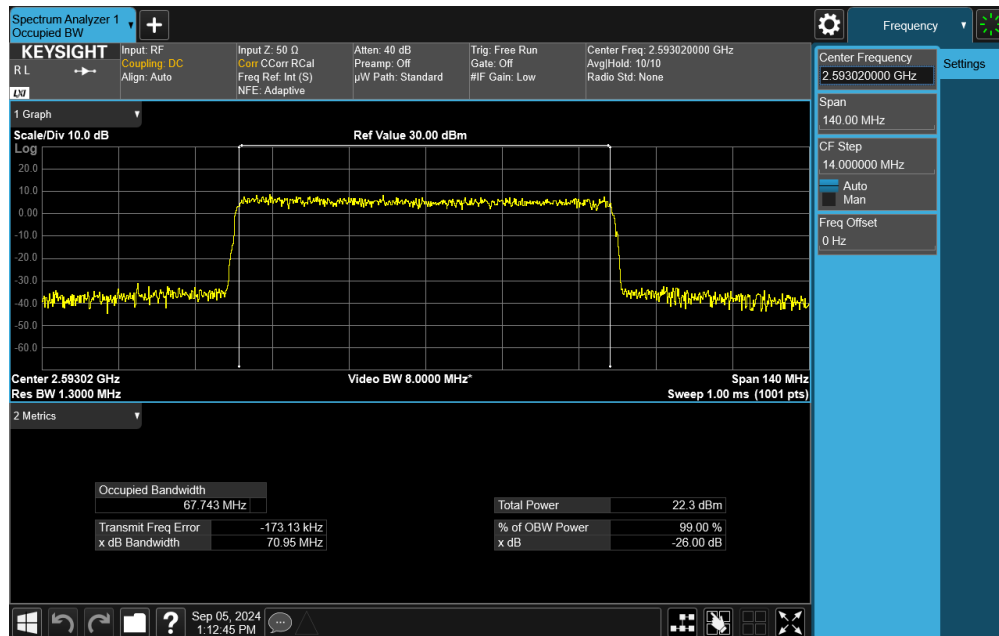
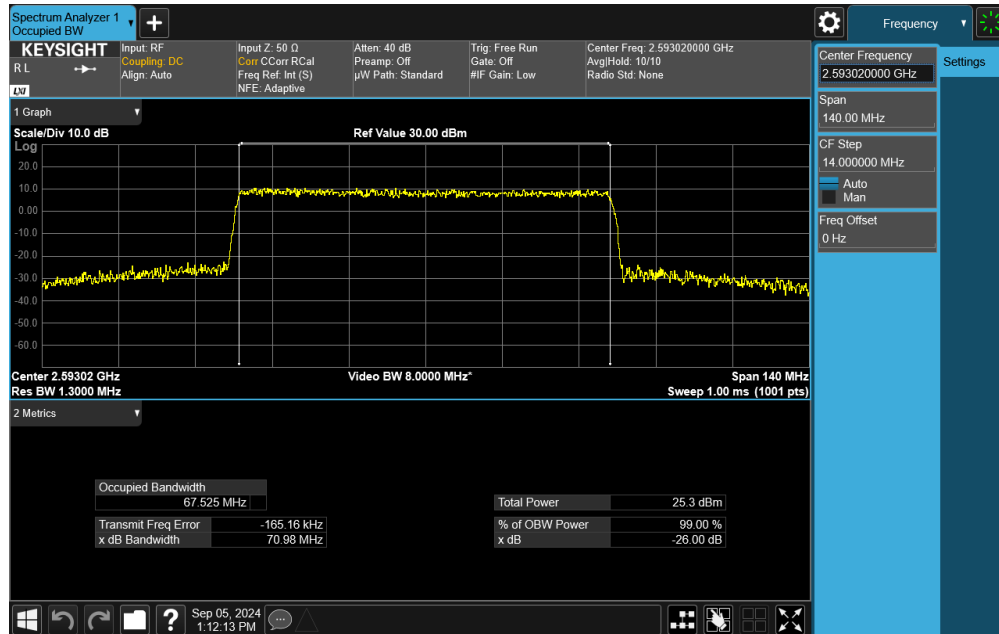



Plot 7-128. Occupied Bandwidth Plot (NR Band n41 - 70MHz CP-OFDM 16-QAM - Full RB)

FCC ID: BCGA3267	 PART 27 MEASUREMENT REPORT		Approved by: Technical Manager
Test Report S/N: 1C2410210073-10-R1.BCG	Test Dates: 7/1/2024 - 12/9/2024	EUT Type: Tablet Device	Page 81 of 427

V2.2 09/07/2023

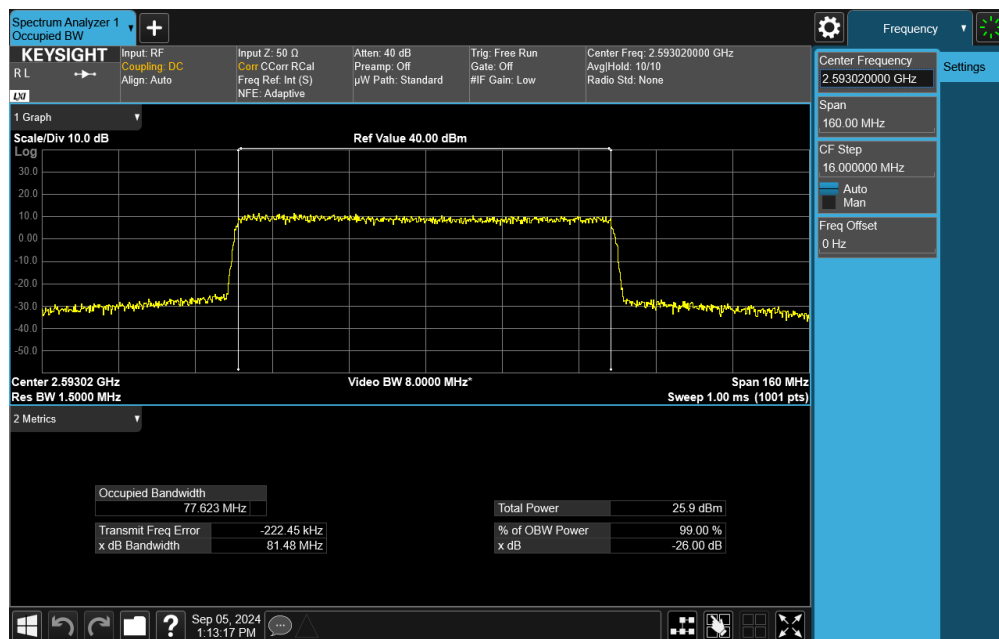
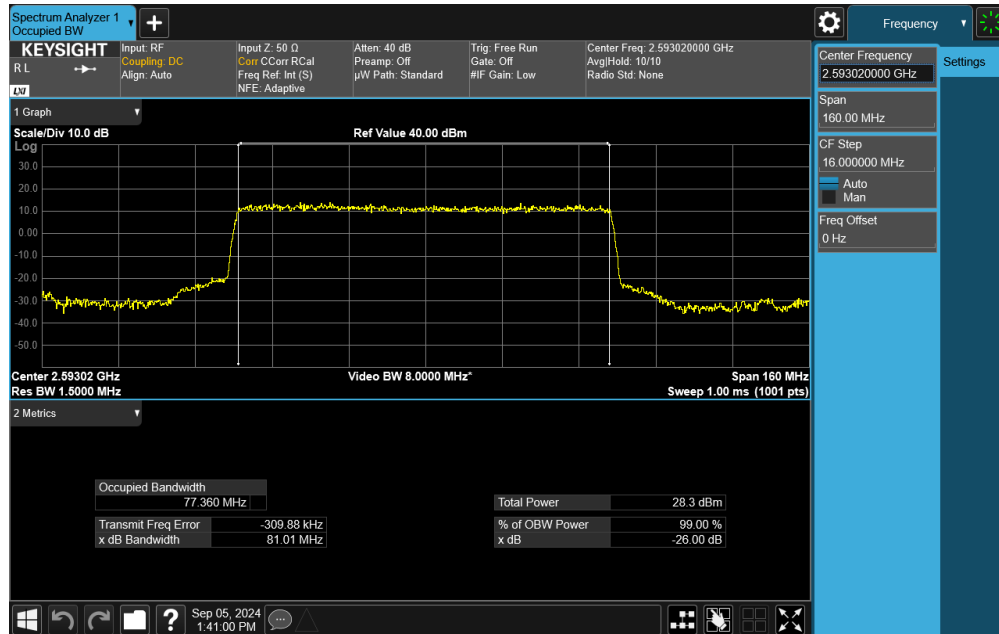
Unless otherwise specified, no part of this report may be reproduced or utilized in any part, form or by any means, electronic or mechanical, including photocopying and microfilm, without permission in writing from Element Materials Technology. If you have any questions about this or have an enquiry about obtaining additional rights to this report or assembly of contents thereof, please contact ct.info@element.com.




FCC ID: BCGA3267	 PART 27 MEASUREMENT REPORT		Approved by: Technical Manager
Test Report S/N: 1C2410210073-10-R1.BCG	Test Dates: 7/1/2024 - 12/9/2024	EUT Type: Tablet Device	Page 82 of 427

V2.2 09/07/2023

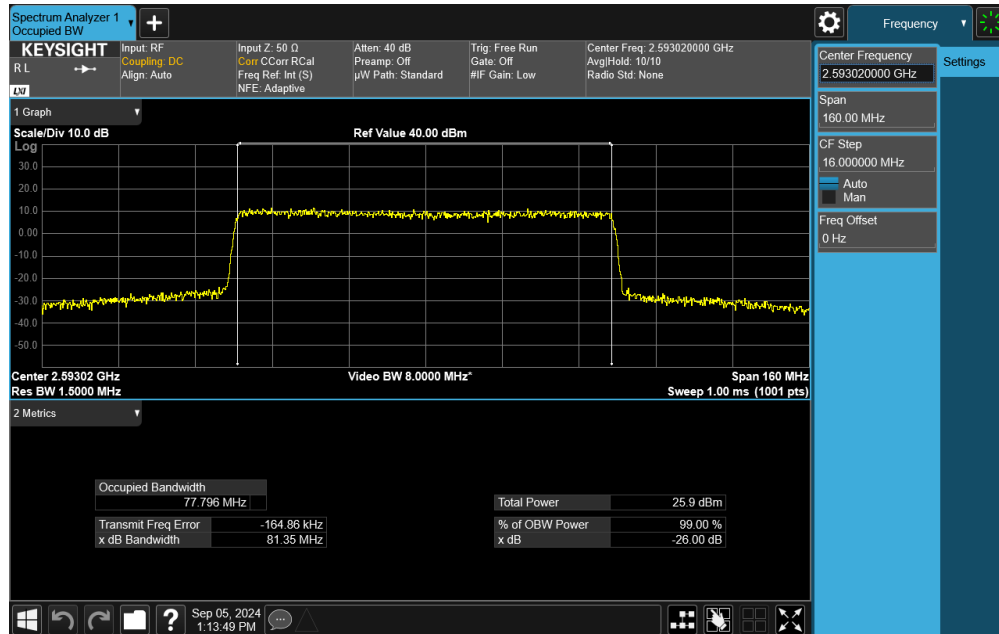
Unless otherwise specified, no part of this report may be reproduced or utilized in any part, form or by any means, electronic or mechanical, including photocopying and microfilm, without permission in writing from Element Materials Technology. If you have any questions about this or have an enquiry about obtaining additional rights to this report or assembly of contents thereof, please contact ct.info@element.com.



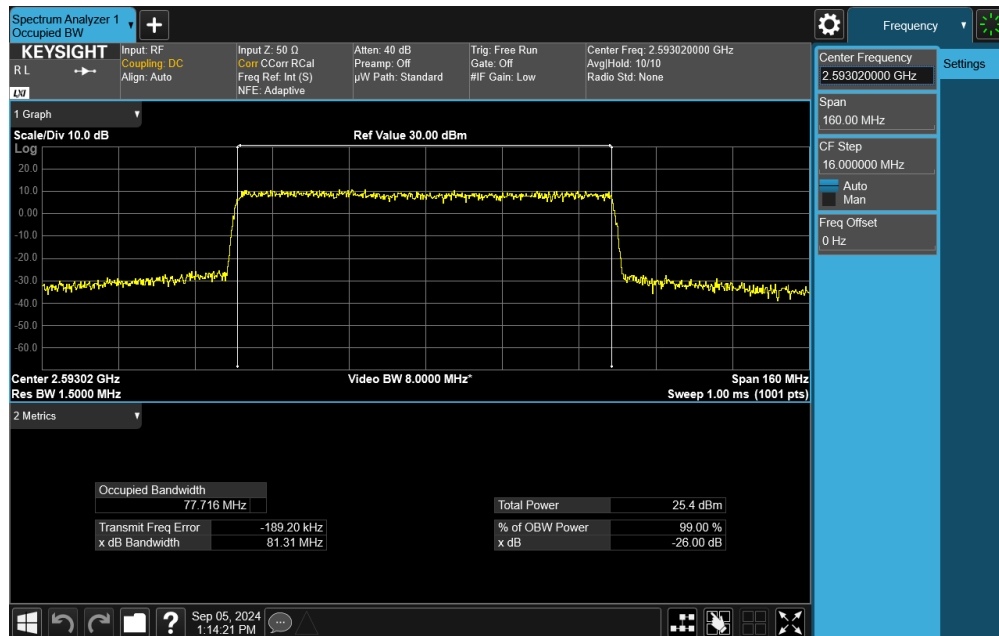
FCC ID: BCGA3267	 PART 27 MEASUREMENT REPORT		Approved by: Technical Manager
Test Report S/N: 1C2410210073-10-R1.BCG	Test Dates: 7/1/2024 - 12/9/2024	EUT Type: Tablet Device	Page 83 of 427

V2.2 09/07/2023


Unless otherwise specified, no part of this report may be reproduced or utilized in any part, form or by any means, electronic or mechanical, including photocopying and microfilm, without permission in writing from Element Materials Technology. If you have any questions about this or have an enquiry about obtaining additional rights to this report or assembly of contents thereof, please contact ct.info@element.com.



Plot 7-133. Occupied Bandwidth Plot (NR Band n41 - 80MHz CP-OFDM 16-QAM - Full RB)

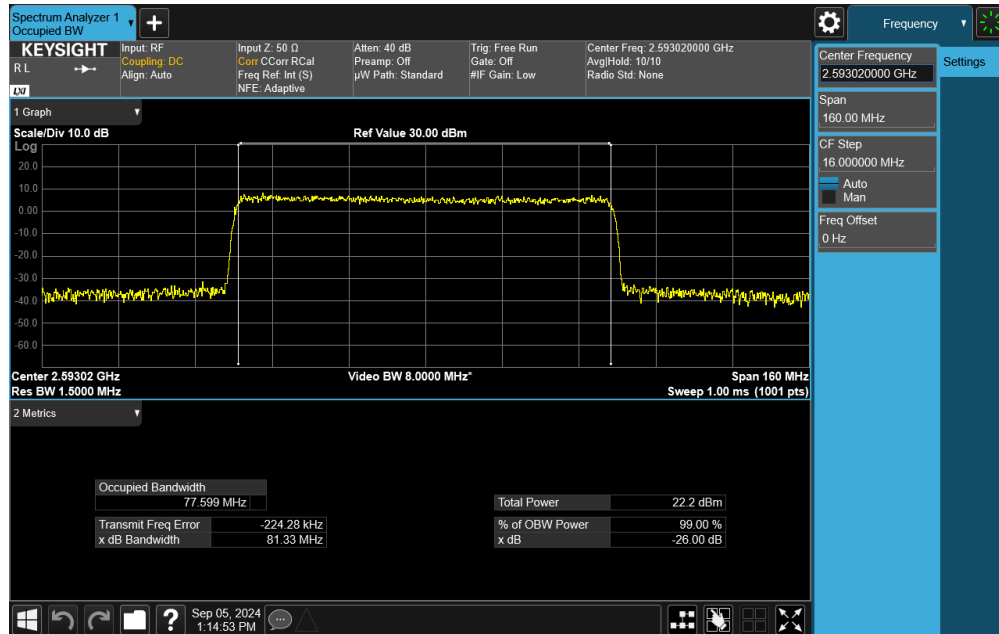


Plot 7-134. Occupied Bandwidth Plot (NR Band n41 - 80MHz CP-OFDM 64-QAM - Full RB)

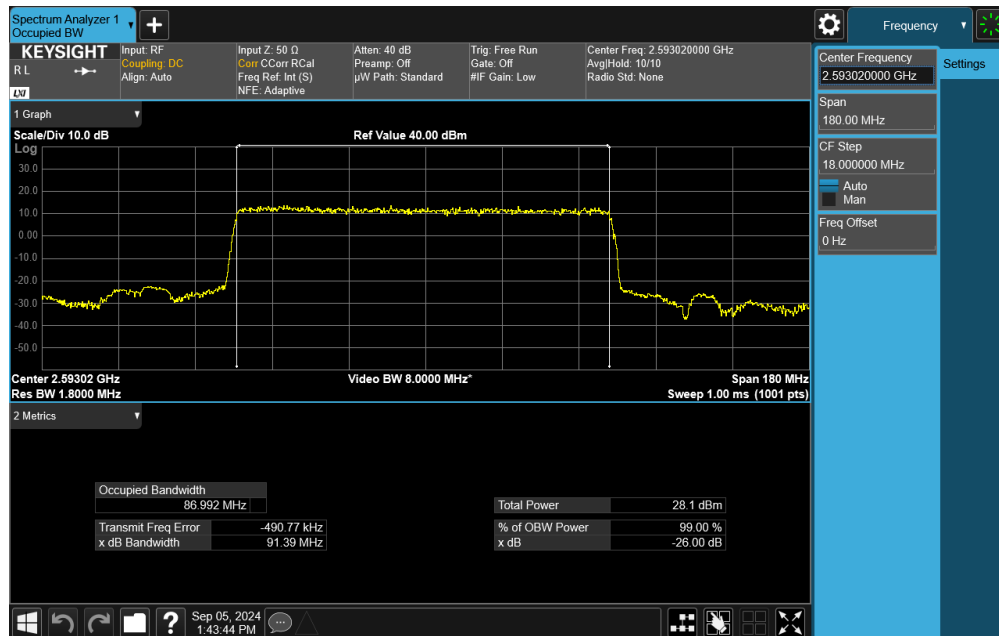
FCC ID: BCGA3267	 PART 27 MEASUREMENT REPORT		Approved by: Technical Manager
Test Report S/N: 1C2410210073-10-R1.BCG	Test Dates: 7/1/2024 - 12/9/2024	EUT Type: Tablet Device	Page 84 of 427

V2.2 09/07/2023

Unless otherwise specified, no part of this report may be reproduced or utilized in any part, form or by any means, electronic or mechanical, including photocopying and microfilm, without permission in writing from Element Materials Technology. If you have any questions about this or have an enquiry about obtaining additional rights to this report or assembly of contents thereof, please contact ct.info@element.com.



Plot 7-135. Occupied Bandwidth Plot (NR Band n41 - 80MHz CP-OFDM 256-QAM - Full RB)

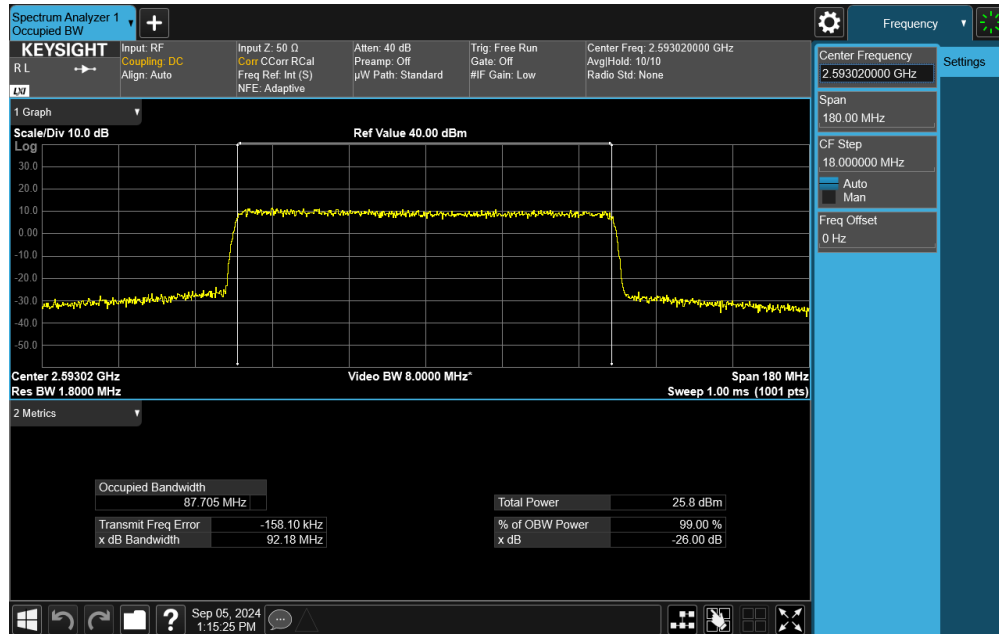


Plot 7-136. Occupied Bandwidth Plot (NR Band n41 - 90MHz DFT-s-OFDM $\pi/2$ BPSK - Full RB)

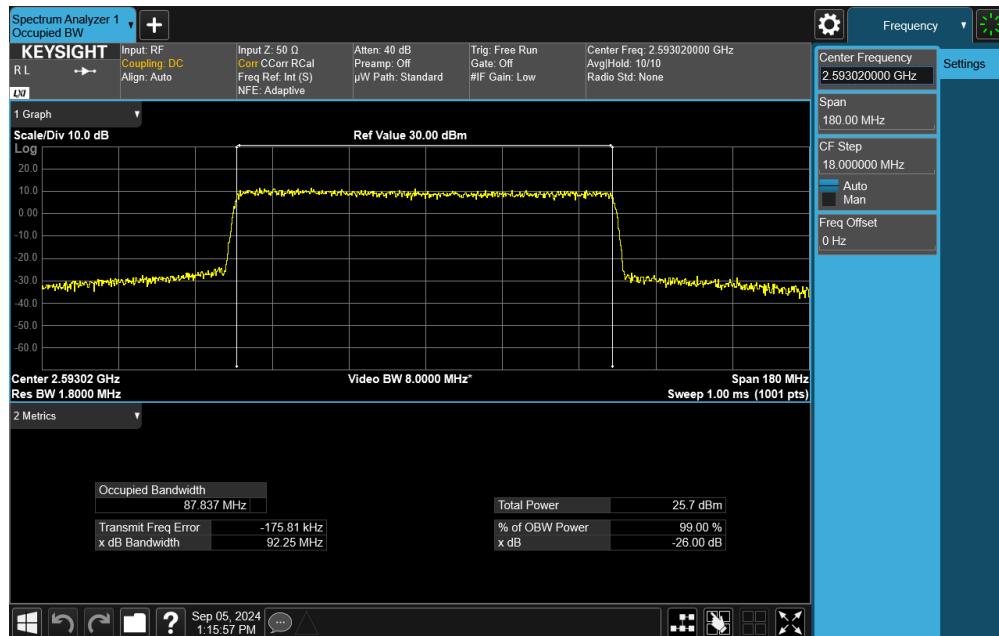
FCC ID: BCGA3267	PART 27 MEASUREMENT REPORT		Approved by: Technical Manager
Test Report S/N: 1C2410210073-10-R1.BCG	Test Dates: 7/1/2024 - 12/9/2024	EUT Type: Tablet Device	Page 85 of 427

V2.2 09/07/2023


Unless otherwise specified, no part of this report may be reproduced or utilized in any part, form or by any means, electronic or mechanical, including photocopying and microfilm, without permission in writing from Element Materials Technology. If you have any questions about this or have an enquiry about obtaining additional rights to this report or assembly of contents thereof, please contact ct.info@element.com.



Plot 7-137. Occupied Bandwidth Plot (NR Band n41 - 90MHz CP-OFDM QPSK - Full RB)

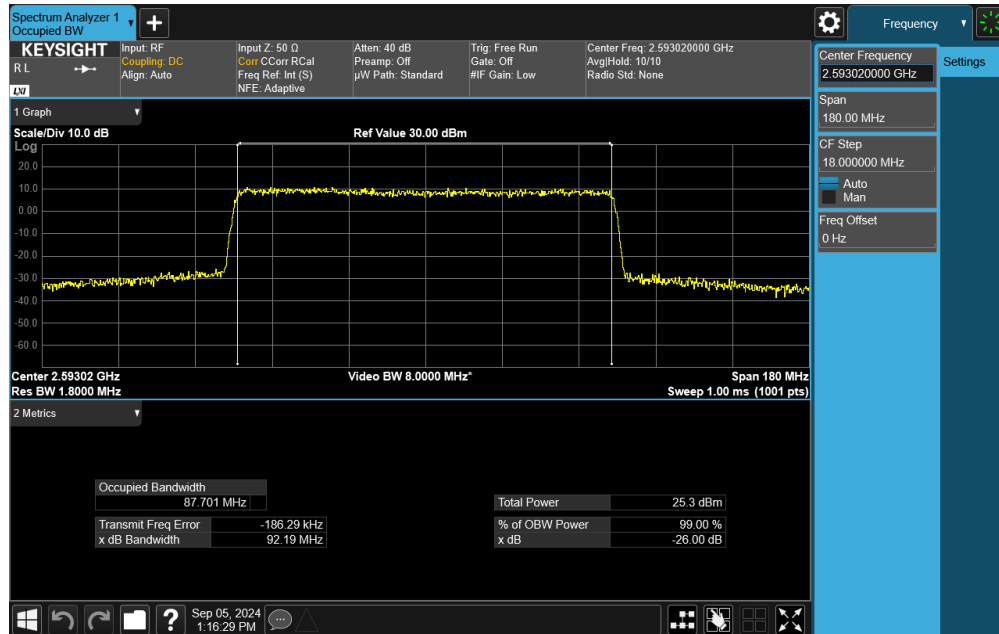


Plot 7-138. Occupied Bandwidth Plot (NR Band n41 - 90MHz CP-OFDM 16-QAM - Full RB)

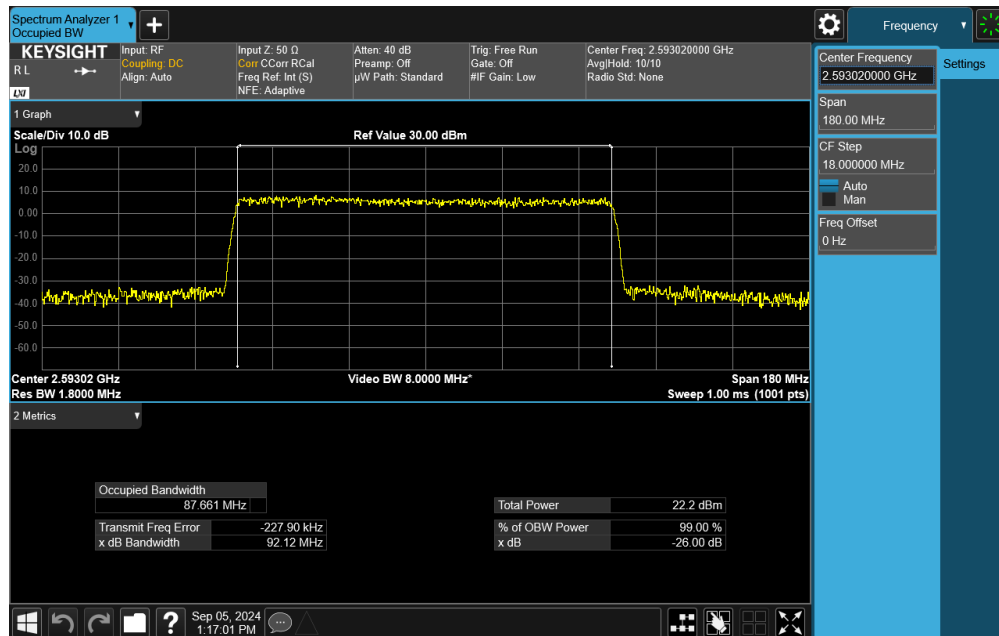
FCC ID: BCGA3267	 PART 27 MEASUREMENT REPORT		Approved by: Technical Manager
Test Report S/N: 1C2410210073-10-R1.BCG	Test Dates: 7/1/2024 - 12/9/2024	EUT Type: Tablet Device	Page 86 of 427

V2.2 09/07/2023

Unless otherwise specified, no part of this report may be reproduced or utilized in any part, form or by any means, electronic or mechanical, including photocopying and microfilm, without permission in writing from Element Materials Technology. If you have any questions about this or have an enquiry about obtaining additional rights to this report or assembly of contents thereof, please contact ct.info@element.com.



Plot 7-139. Occupied Bandwidth Plot (NR Band n41 - 90MHz CP-OFDM 64-QAM - Full RB)

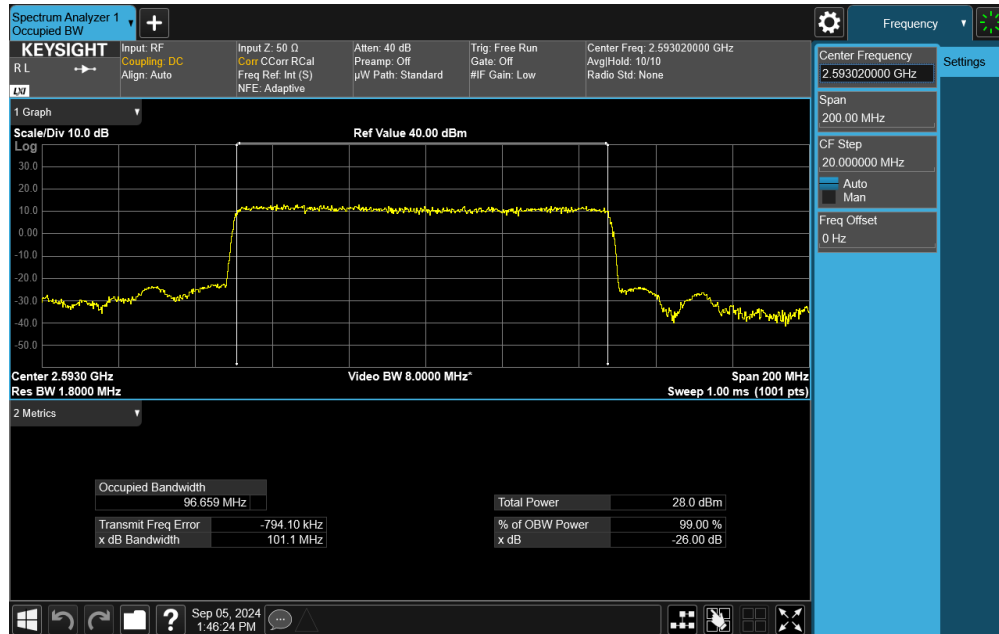


Plot 7-140. Occupied Bandwidth Plot (NR Band n41 - 90MHz CP-OFDM 256-QAM - Full RB)

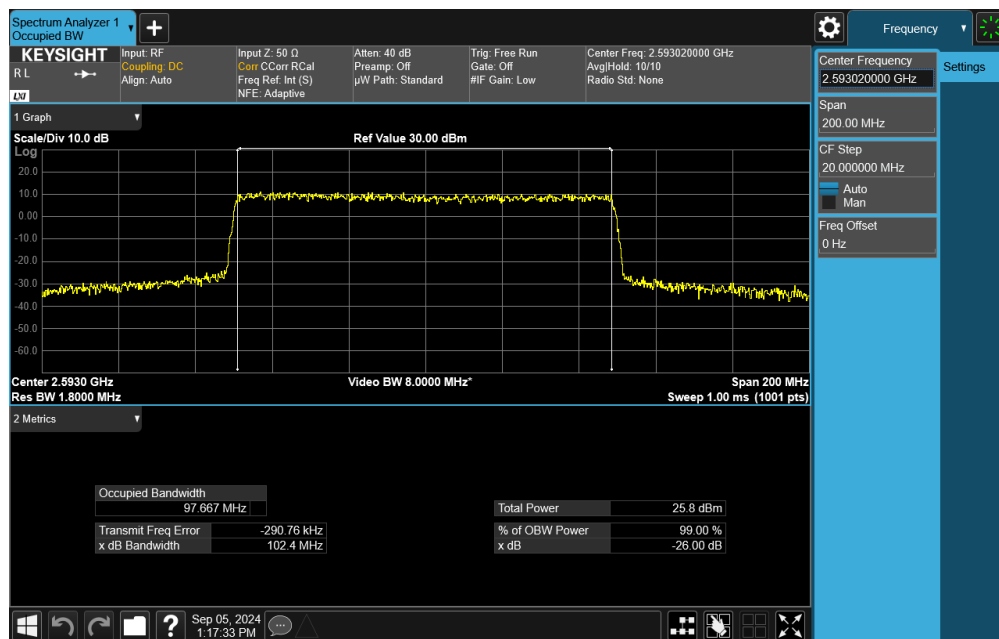
FCC ID: BCGA3267	<p>element</p> <p>PART 27 MEASUREMENT REPORT</p>		Approved by: Technical Manager
Test Report S/N: 1C2410210073-10-R1.BCG	Test Dates: 7/1/2024 - 12/9/2024	EUT Type: Tablet Device	Page 87 of 427

V2.2 09/07/2023


Unless otherwise specified, no part of this report may be reproduced or utilized in any part, form or by any means, electronic or mechanical, including photocopying and microfilm, without permission in writing from Element Materials Technology. If you have any questions about this or have an enquiry about obtaining additional rights to this report or assembly of contents thereof, please contact ct.info@element.com.



Plot 7-141. Occupied Bandwidth Plot (NR Band n41 - 100MHz DFT-s-OFDM $\pi/2$ BPSK - Full RB)

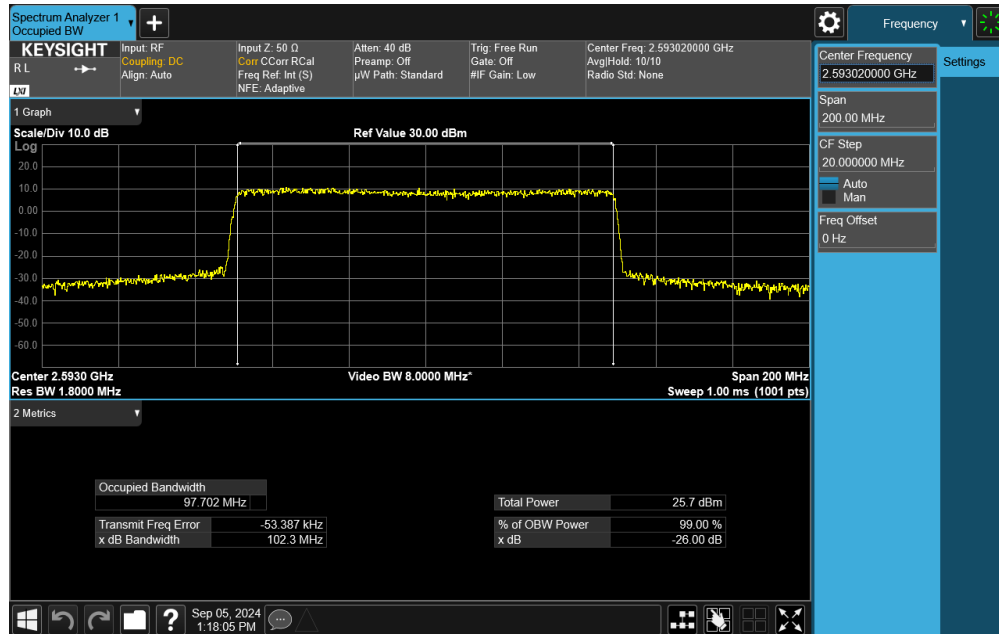


Plot 7-142. Occupied Bandwidth Plot (NR Band n41 - 100MHz CP-OFDM QPSK - Full RB)

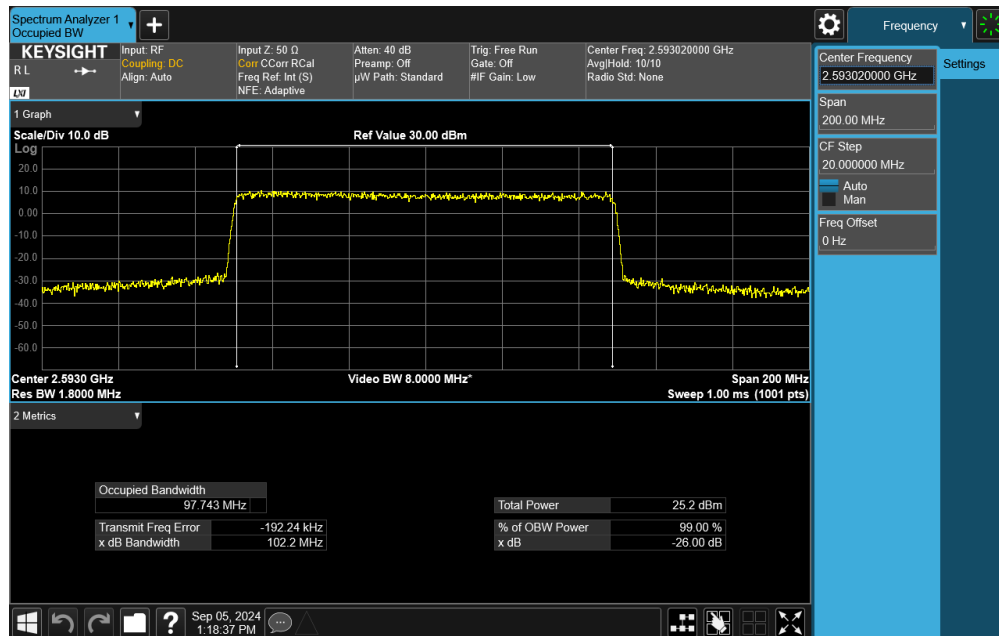
FCC ID: BCGA3267	 PART 27 MEASUREMENT REPORT		Approved by: Technical Manager
Test Report S/N: 1C2410210073-10-R1.BCG	Test Dates: 7/1/2024 - 12/9/2024	EUT Type: Tablet Device	Page 88 of 427

V2.2 09/07/2023


Unless otherwise specified, no part of this report may be reproduced or utilized in any part, form or by any means, electronic or mechanical, including photocopying and microfilm, without permission in writing from Element Materials Technology. If you have any questions about this or have an enquiry about obtaining additional rights to this report or assembly of contents thereof, please contact ct.info@element.com.



Plot 7-143. Occupied Bandwidth Plot (NR Band n41 - 100MHz CP-OFDM 16-QAM - Full RB)

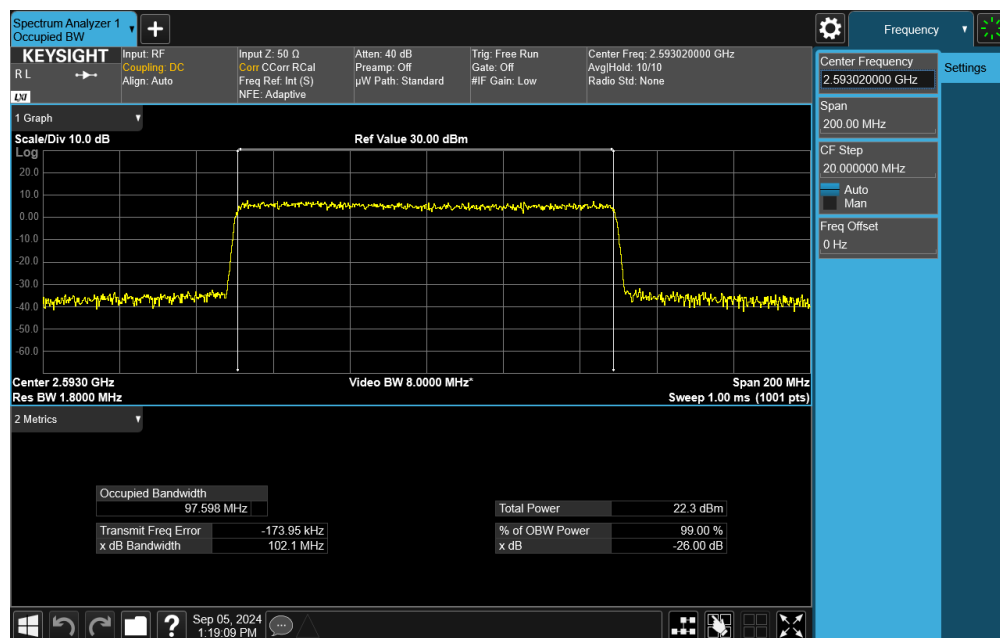


Plot 7-144. Occupied Bandwidth Plot (NR Band n41 - 100MHz CP-OFDM 64-QAM - Full RB)


FCC ID: BCGA3267	 PART 27 MEASUREMENT REPORT		Approved by: Technical Manager
Test Report S/N: 1C2410210073-10-R1.BCG	Test Dates: 7/1/2024 - 12/9/2024	EUT Type: Tablet Device	Page 89 of 427

V2.2 09/07/2023

Unless otherwise specified, no part of this report may be reproduced or utilized in any part, form or by any means, electronic or mechanical, including photocopying and microfilm, without permission in writing from Element Materials Technology. If you have any questions about this or have an enquiry about obtaining additional rights to this report or assembly of contents thereof, please contact ct.info@element.com.



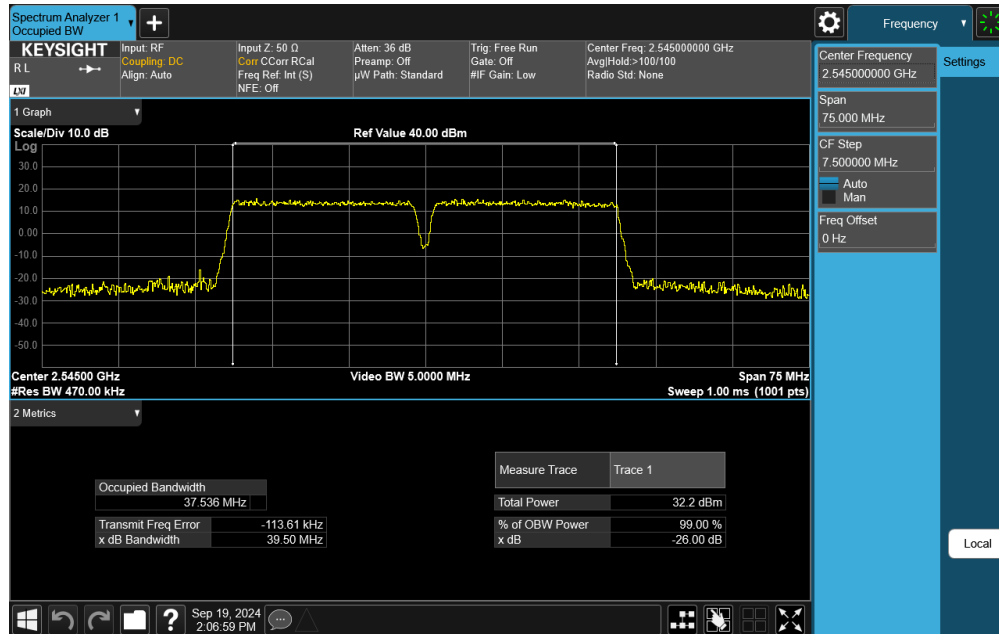
Plot 7-145. Occupied Bandwidth Plot (NR Band n41 - 100MHz CP-OFDM 256-QAM - Full RB)

FCC ID: BCGA3267	 PART 27 MEASUREMENT REPORT		Approved by: Technical Manager
Test Report S/N: 1C2410210073-10-R1.BCG	Test Dates: 7/1/2024 - 12/9/2024	EUT Type: Tablet Device	Page 90 of 427

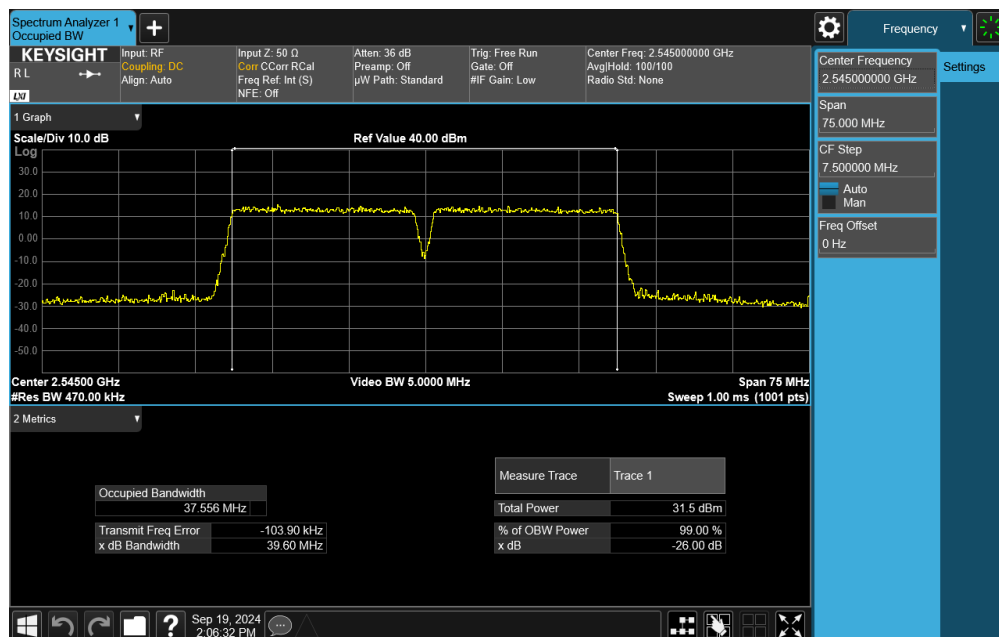
V2.2 09/07/2023

Unless otherwise specified, no part of this report may be reproduced or utilized in any part, form or by any means, electronic or mechanical, including photocopying and microfilm, without permission in writing from Element Materials Technology. If you have any questions about this or have an enquiry about obtaining additional rights to this report or assembly of contents thereof, please contact ct.info@element.com.

V2.2 09/07/2023



Plot 7-148. Occupied Bandwidth Plot (LTE Band 7 – (20+20)MHz 64-QAM - Full RB)



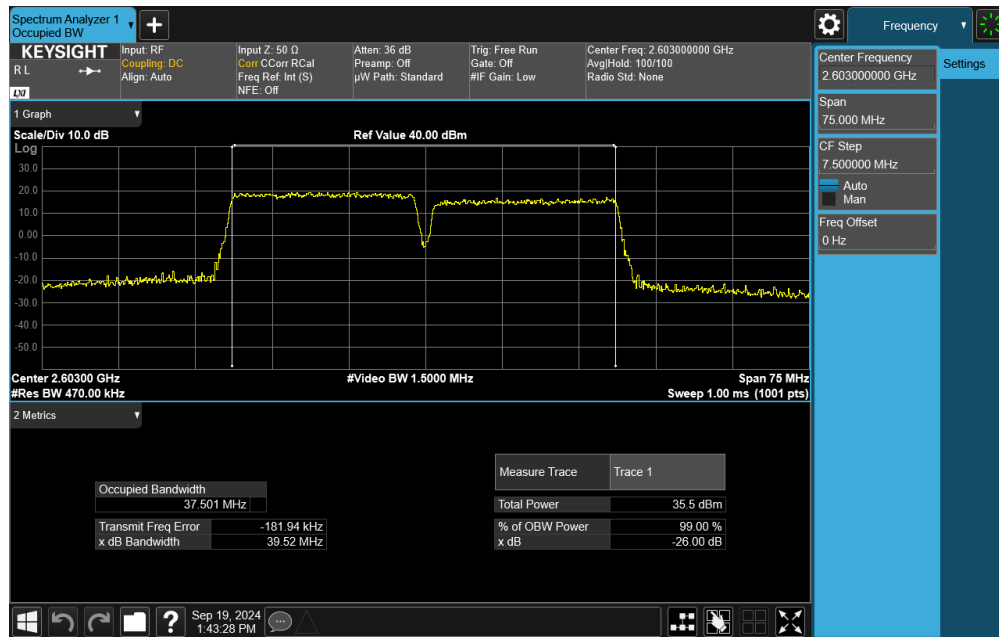
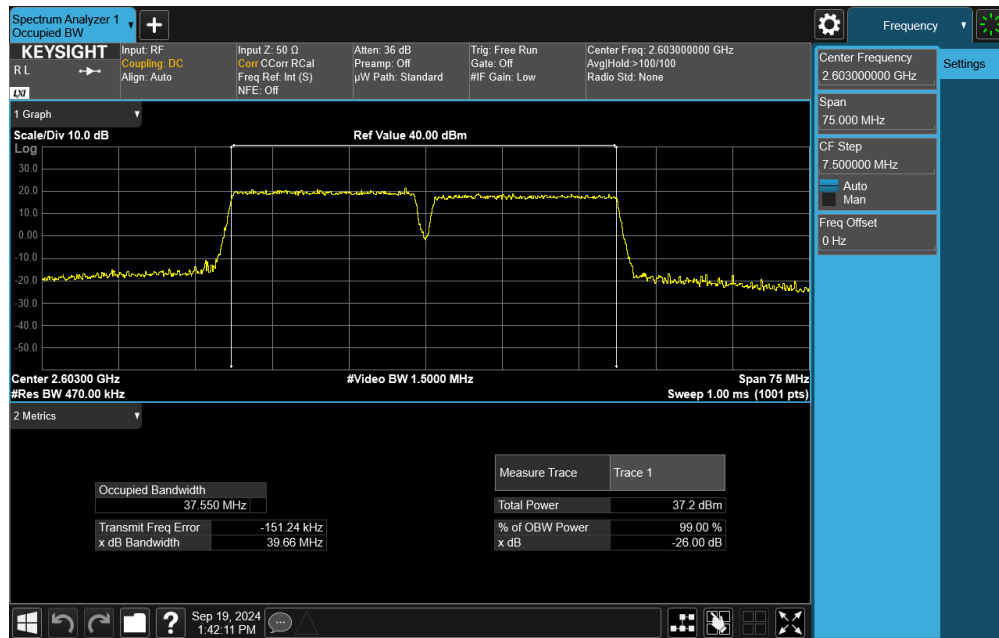
Plot 7-149. Occupied Bandwidth Plot (LTE Band 7 – (20+20)MHz 256-QAM - Full RB)


FCC ID: BCGA3267	PART 27 MEASUREMENT REPORT		Approved by: Technical Manager
Test Report S/N: 1C2410210073-10-R1.BCG	Test Dates: 7/1/2024 - 12/9/2024	EUT Type: Tablet Device	Page 92 of 427

V2.2 09/07/2023

Unless otherwise specified, no part of this report may be reproduced or utilized in any part, form or by any means, electronic or mechanical, including photocopying and microfilm, without permission in writing from Element Materials Technology. If you have any questions about this or have an enquiry about obtaining additional rights to this report or assembly of contents thereof, please contact ct.info@element.com.

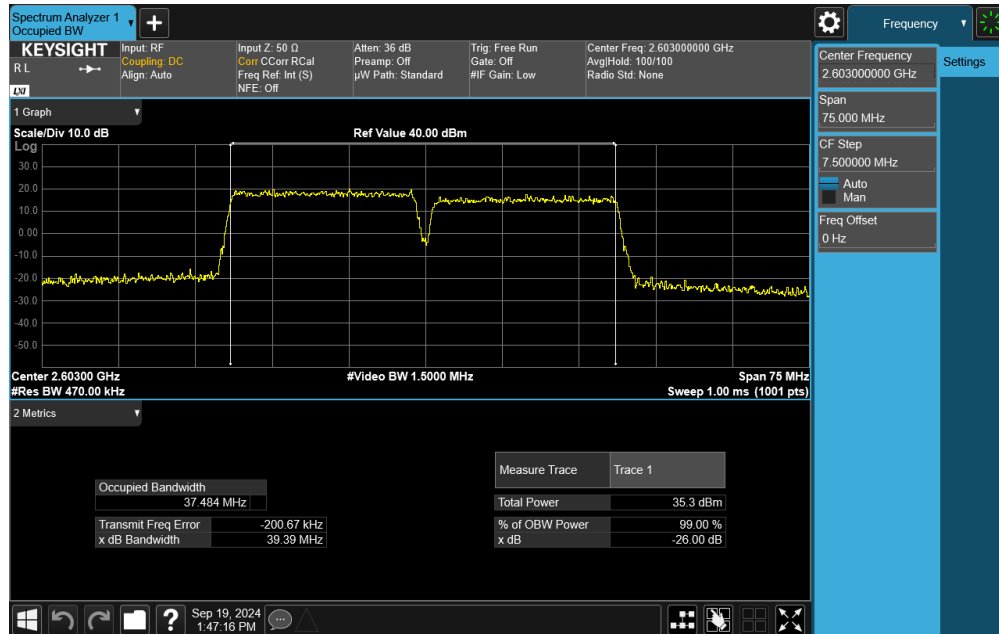
ULCA - LTE Band 41



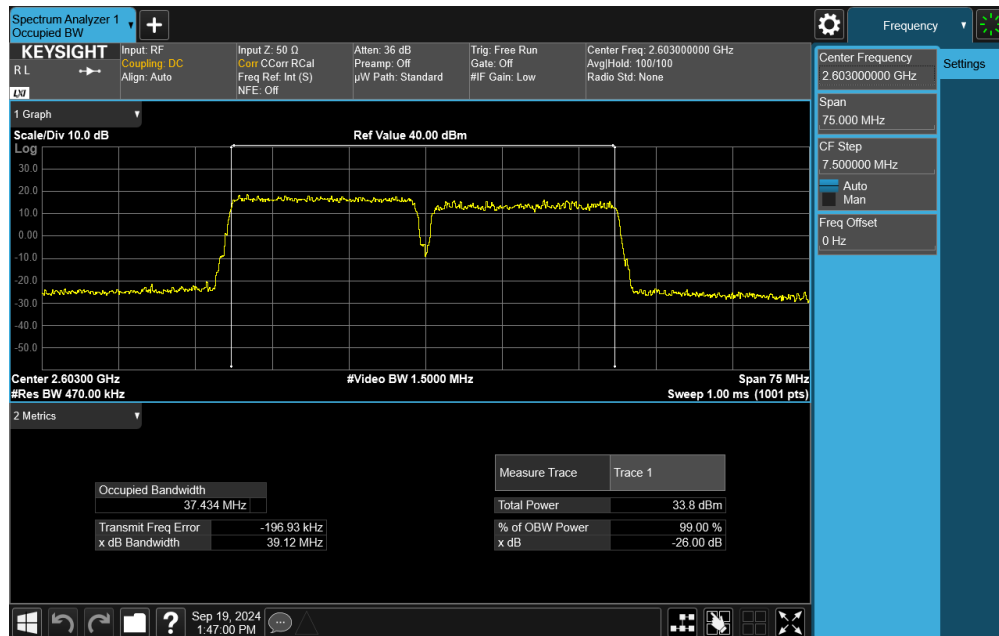
FCC ID: BCGA3267	 PART 27 MEASUREMENT REPORT		Approved by: Technical Manager
Test Report S/N: 1C2410210073-10-R1.BCG	Test Dates: 7/1/2024 - 12/9/2024	EUT Type: Tablet Device	Page 93 of 427

V2.2 09/07/2023

Unless otherwise specified, no part of this report may be reproduced or utilized in any part, form or by any means, electronic or mechanical, including photocopying and microfilm, without permission in writing from Element Materials Technology. If you have any questions about this or have an enquiry about obtaining additional rights to this report or assembly of contents thereof, please contact ct.info@element.com.



Plot 7-152. Occupied Bandwidth Plot (LTE Band 41 – (20+20)MHz 64-QAM - Full RB)



Plot 7-153. Occupied Bandwidth Plot (LTE Band 41 – (20+20)MHz 256-QAM - Full RB)

FCC ID: BCGA3267	PART 27 MEASUREMENT REPORT		Approved by: Technical Manager
Test Report S/N: 1C2410210073-10-R1.BCG	Test Dates: 7/1/2024 - 12/9/2024	EUT Type: Tablet Device	Page 94 of 427

V2.2 09/07/2023

Unless otherwise specified, no part of this report may be reproduced or utilized in any part, form or by any means, electronic or mechanical, including photocopying and microfilm, without permission in writing from Element Materials Technology. If you have any questions about this or have an enquiry about obtaining additional rights to this report or assembly of contents thereof, please contact ct.info@element.com.

7.3 Spurious and Harmonic Emissions at Antenna Terminal

§2.1051, §27.53(a), §27.53(m)

Test Overview and Limit

The level of the carrier and the various conducted spurious and harmonic frequencies is measured by means of a calibrated spectrum analyzer. The spectrum is scanned from the lowest frequency generated in the equipment up to a frequency including its 10th harmonic. All out of band emissions are measured with a spectrum analyzer connected to the antenna terminal of the EUT while the EUT is operating at maximum power, and at the appropriate frequencies. All data rates were investigated to determine the worst case configuration. All modes of operation were investigated and the worst case configuration results are reported in this section. All ports were tested and only the worst case data were reported.

For LTE Band 30 and NR Band n30, the minimum permissible attenuation level of any spurious emission <2288MHz and >2365MHz is $70 + 10 \log_{10}(P_{\text{Watts}})$.

For LTE Bands 7, 41, and NR Band n7, n41 the minimum permissible attenuation level of any spurious emission is $55 + 10 \log_{10}(P_{\text{Watts}})$.

Test Procedure Used

KDB 971168 D01 v03r01 – Section 6.0

Test Settings

1. Start frequency was set to 30MHz and stop frequency was set to 10GHz (separated into at least two plots per channel)
2. Detector = RMS
3. Trace mode = trace average for continuous emissions, max hold for pulse emissions
4. Sweep time = auto couple
5. The trace was allowed to stabilize
6. Please see test notes below for RBW and VBW settings

Test Setup

The EUT and measurement equipment were set up as shown in the diagram below.

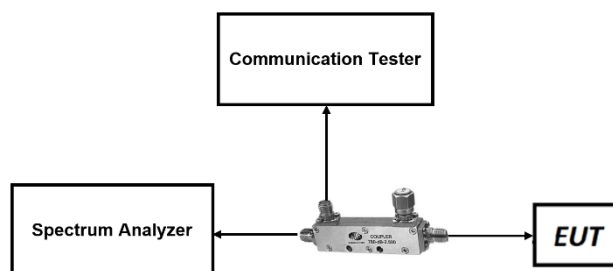


Figure 7-3. LTE Test Instrument & Measurement Setup

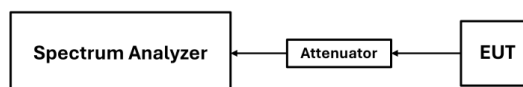




Figure 7-4. FR1 Test Instrument & Measurement Setup

FCC ID: BCGA3267	 PART 27 MEASUREMENT REPORT		Approved by: Technical Manager
Test Report S/N: 1C2410210073-10-R1.BCG	Test Dates: 7/1/2024 - 12/9/2024	EUT Type: Tablet Device	Page 95 of 427

V2.2 09/07/2023

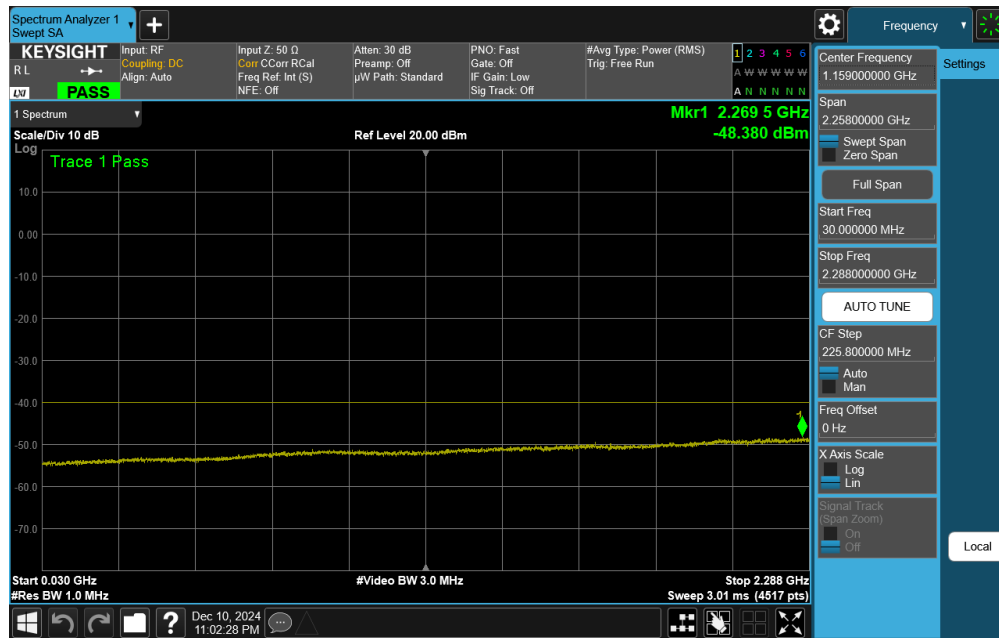
Test Notes

1. Compliance with the applicable limits is based on the use of measurement instrumentation employing a resolution bandwidth 100 kHz or greater for measurements below 1GHz. However, in the 1 MHz bands immediately outside and adjacent to the frequency block a resolution bandwidth of at least one percent of the emission bandwidth of the fundamental emission of the transmitter may be employed. The emission bandwidth is defined as the width of the signal between two points, one below the carrier center frequency and one above the carrier center frequency, outside of which all emission are attenuated at least 26 dB below the transmitter power.
2. For NR operation, all subcarrier spacings (SCS) and transmission schemes (e.g. CP-OFDM and DFT-s-OFDM) were investigated to determine the worst case configuration. All modes of operation were investigated and the worst case configuration results are reported in this section.
3. Uplink carrier aggregation for LTE Band 7 is only supported in this EUT while operating in Power Class 3.
4. Uplink carrier aggregation for LTE Band 41 is supported in this EUT while operating in Power Class 2 and Power Class 3.
5. Uplink carrier aggregation intra-band conducted spurious emissions were evaluated for the two contiguous channels using various combinations of RB size, RB offset, modulation, and channel bandwidth. Channel bandwidth data is shown in the tables below based only on the channel bandwidths that were supported in this device. The worst case (highest) powers were found while operating with QPSK modulation, as shown in the tables below, with both carriers set to transmit using 1RB.
6. Uplink carrier aggregation inter-band emission was investigated and found to not be the worst case.

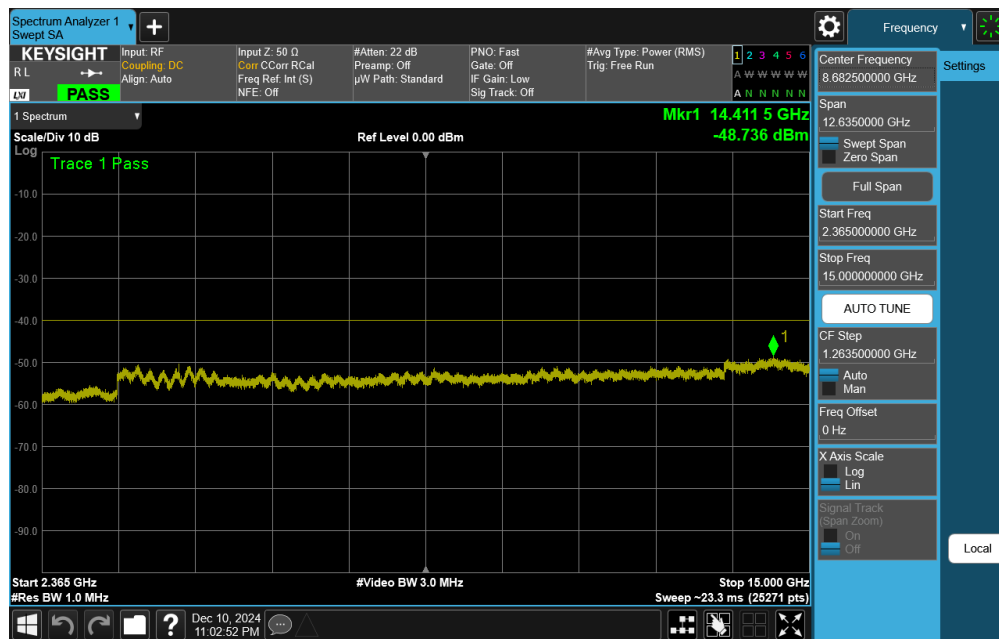
FCC ID: BCGA3267	 PART 27 MEASUREMENT REPORT		Approved by: Technical Manager
Test Report S/N: 1C2410210073-10-R1.BCG	Test Dates: 7/1/2024 - 12/9/2024	EUT Type: Tablet Device	Page 96 of 427

V2.2 09/07/2023


LTE Band 30



Plot 7-154. Conducted Spurious Plot (LTE Band 30 - 5MHz QPSK – RB Size 1, RB Offset 0 – Low Channel)

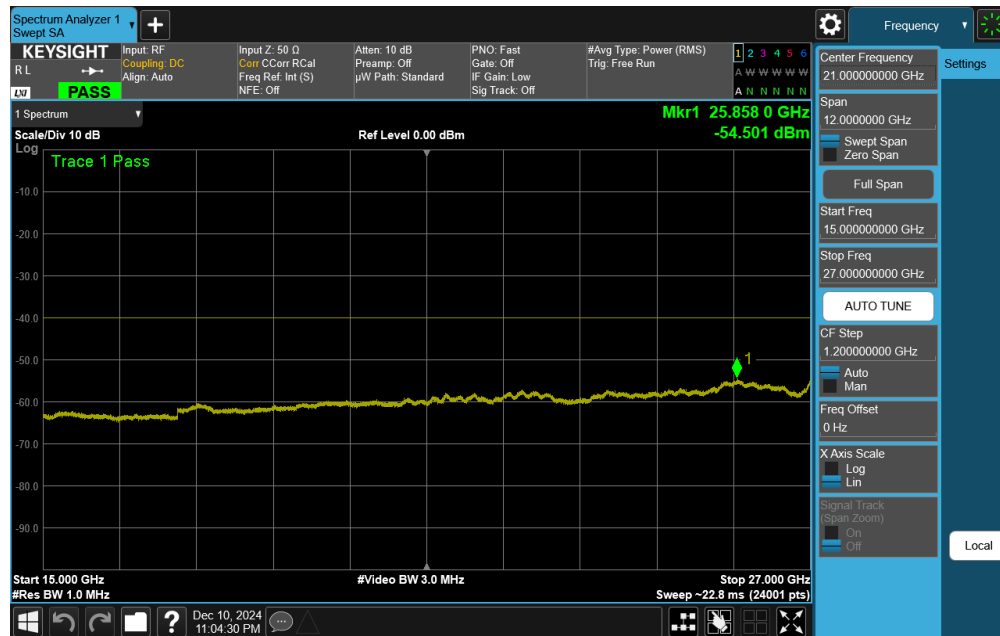


Plot 7-155. Conducted Spurious Plot (LTE Band 30 - 5MHz QPSK – RB Size 1, RB Offset 0 – Low Channel)

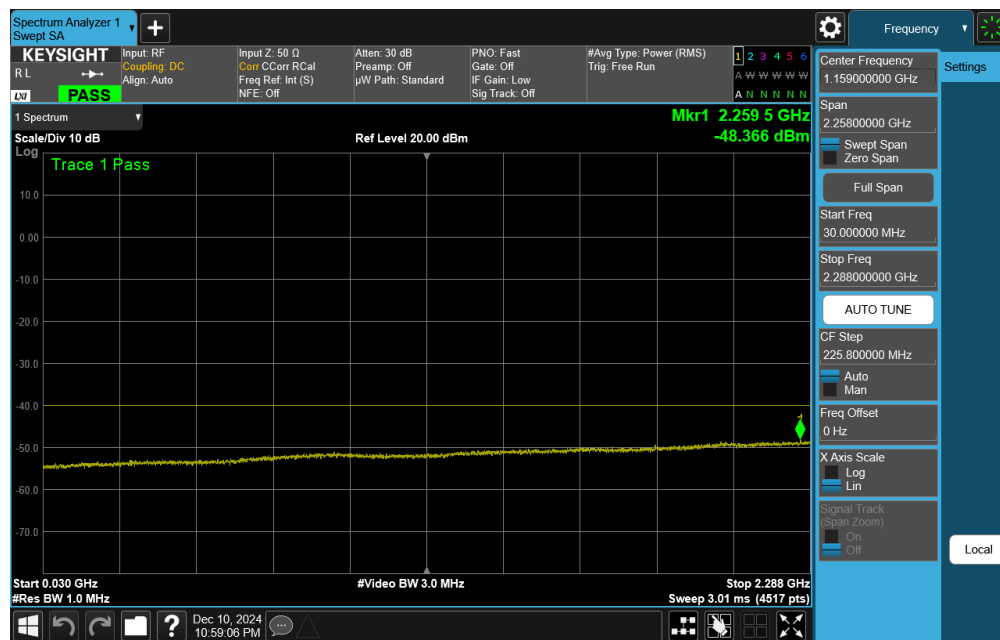
FCC ID: BCGA3267	 PART 27 MEASUREMENT REPORT		Approved by: Technical Manager
Test Report S/N: 1C2410210073-10-R1.BCG	Test Dates: 7/1/2024 - 12/9/2024	EUT Type: Tablet Device	Page 97 of 427

V2.2 09/07/2023

Unless otherwise specified, no part of this report may be reproduced or utilized in any part, form or by any means, electronic or mechanical, including photocopying and microfilm, without permission in writing from Element Materials Technology. If you have any questions about this or have an enquiry about obtaining additional rights to this report or assembly of contents thereof, please contact ct.info@element.com.



Plot 7-156. Conducted Spurious Plot (LTE Band 30 - 5MHz QPSK – RB Size 1, RB Offset 0 – Low Channel)

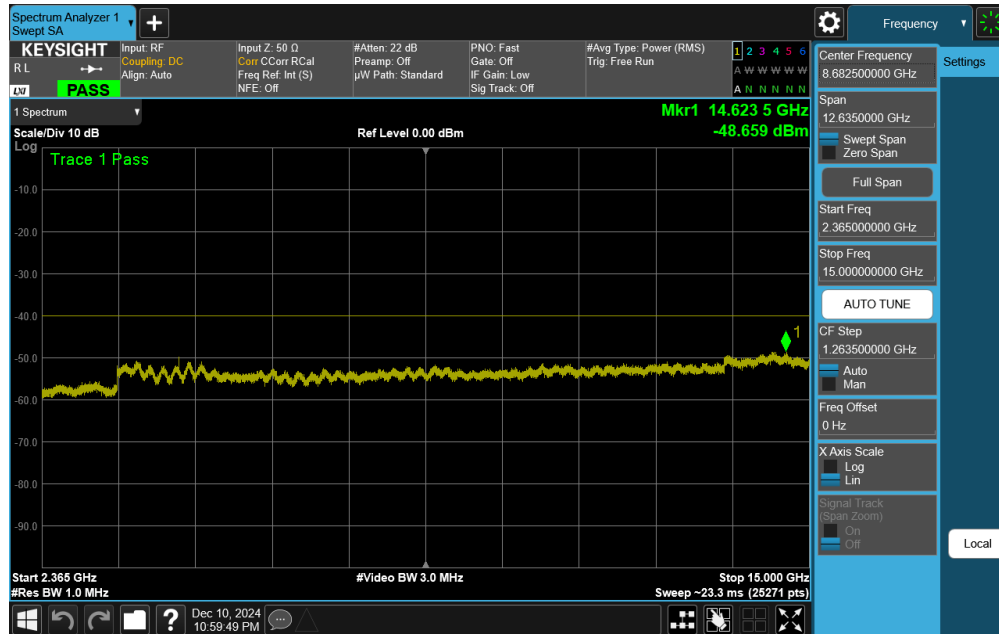


Plot 7-157. Conducted Spurious Plot (LTE Band 30 - 10MHz QPSK – RB Size 1, RB Offset 0 – Mid Channel)

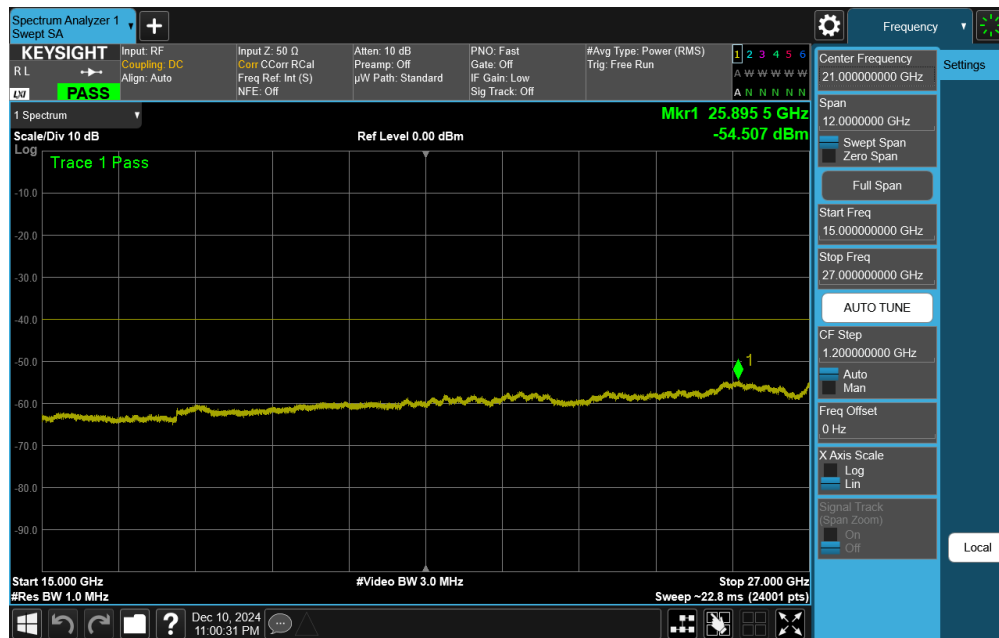
FCC ID: BCGA3267	PART 27 MEASUREMENT REPORT		Approved by: Technical Manager
Test Report S/N: 1C2410210073-10-R1.BCG	Test Dates: 7/1/2024 - 12/9/2024	EUT Type: Tablet Device	Page 98 of 427

V2.2 09/07/2023

Unless otherwise specified, no part of this report may be reproduced or utilized in any part, form or by any means, electronic or mechanical, including photocopying and microfilm, without permission in writing from Element Materials Technology. If you have any questions about this or have an enquiry about obtaining additional rights to this report or assembly of contents thereof, please contact ct.info@element.com.



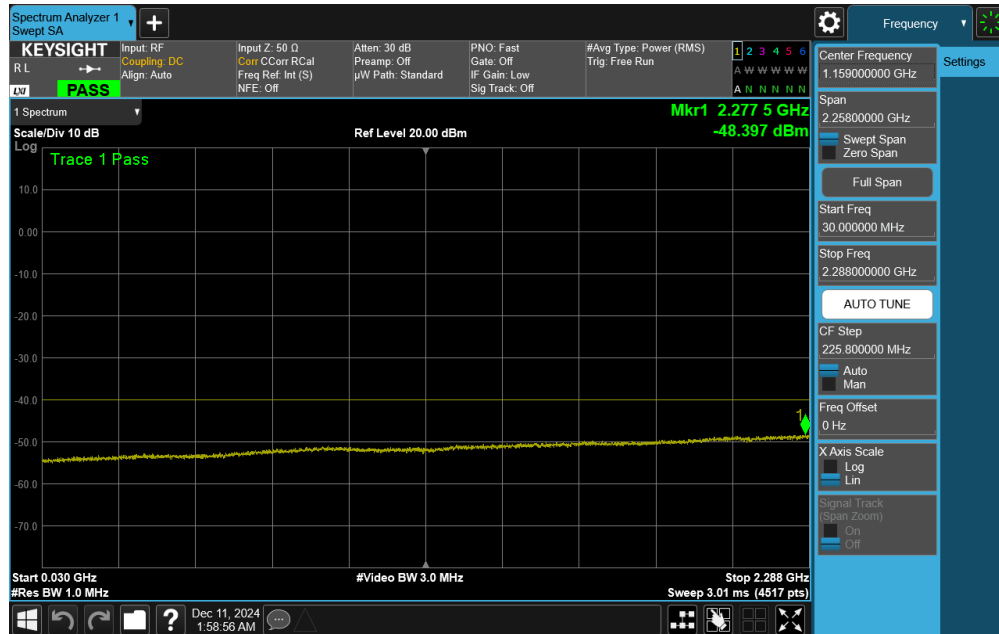
Plot 7-158. Conducted Spurious Plot (LTE Band 30 - 10MHz QPSK – RB Size 1, RB Offset 0 – Mid Channel)



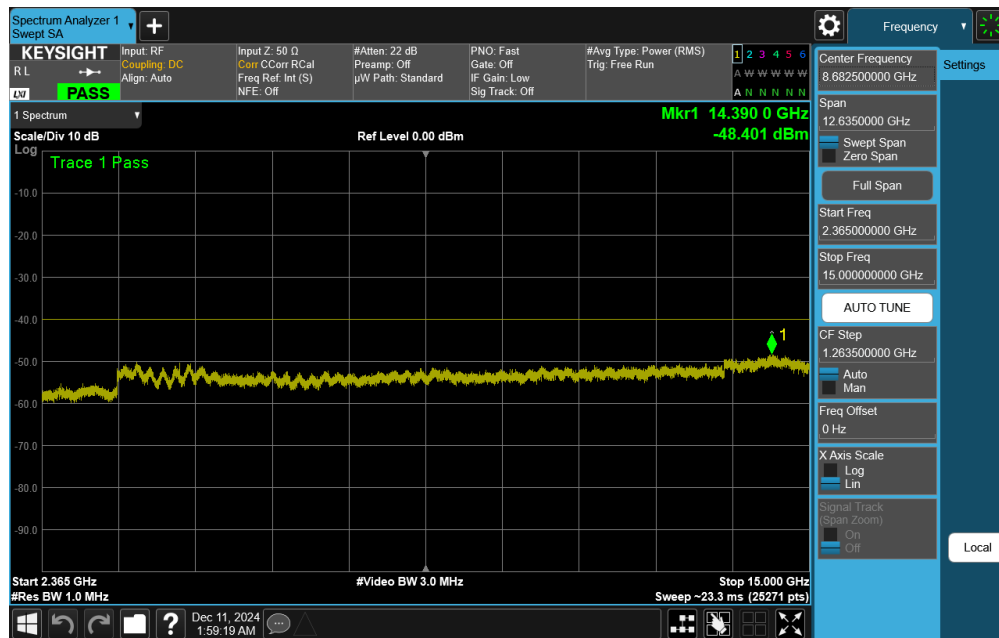
Plot 7-159. Conducted Spurious Plot (LTE Band 30 - 10MHz QPSK – RB Size 1, RB Offset 0 – Mid Channel)

FCC ID: BCGA3267	PART 27 MEASUREMENT REPORT		Approved by: Technical Manager
Test Report S/N: 1C2410210073-10-R1.BCG	Test Dates: 7/1/2024 - 12/9/2024	EUT Type: Tablet Device	Page 99 of 427

V2.2 09/07/2023



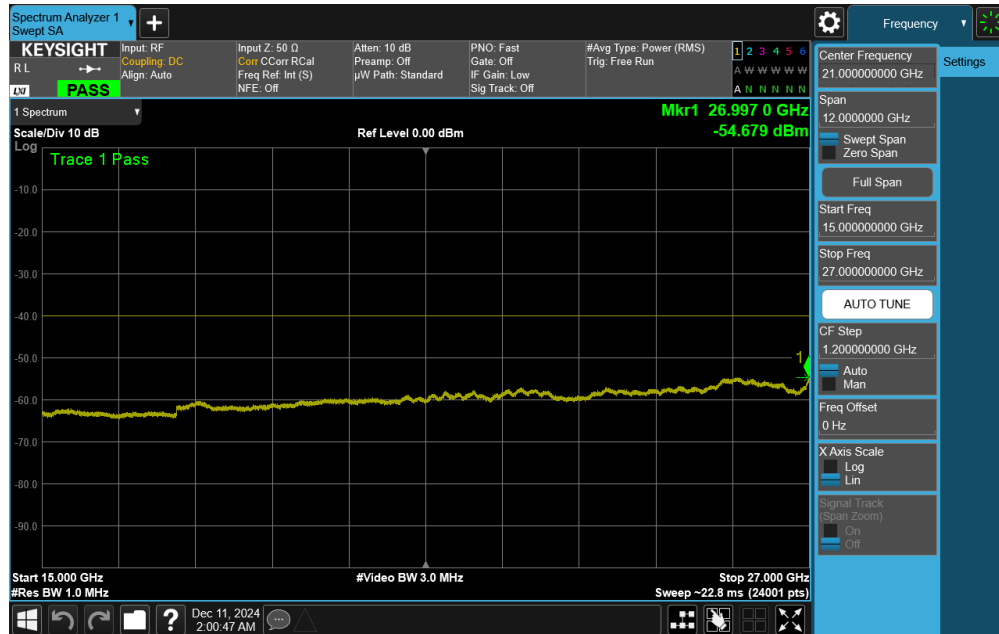
Plot 7-160. Conducted Spurious Plot (LTE Band 30 - 5MHz QPSK – RB Size 1, RB Offset 0 – High Channel)




Plot 7-161. Conducted Spurious Plot (LTE Band 30 - 5MHz QPSK – RB Size 1, RB Offset 0 – High Channel)

FCC ID: BCGA3267	<p>element</p> <p>PART 27 MEASUREMENT REPORT</p>		Approved by: Technical Manager
Test Report S/N: 1C2410210073-10-R1.BCG	Test Dates: 7/1/2024 - 12/9/2024	EUT Type: Tablet Device	Page 100 of 427

V2.2 09/07/2023

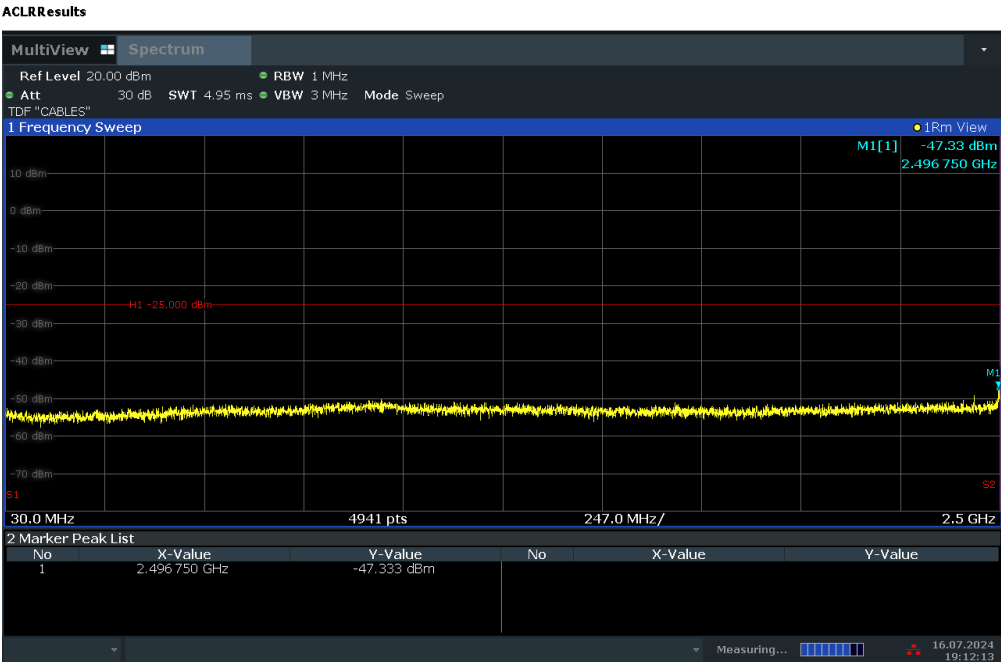


Plot 7-162. Conducted Spurious Plot (LTE Band 30 - 5MHz QPSK – RB Size 1, RB Offset 0 – High Channel)

FCC ID: BCGA3267	 PART 27 MEASUREMENT REPORT		Approved by: Technical Manager
Test Report S/N: 1C2410210073-10-R1.BCG	Test Dates: 7/1/2024 - 12/9/2024	EUT Type: Tablet Device	Page 101 of 427

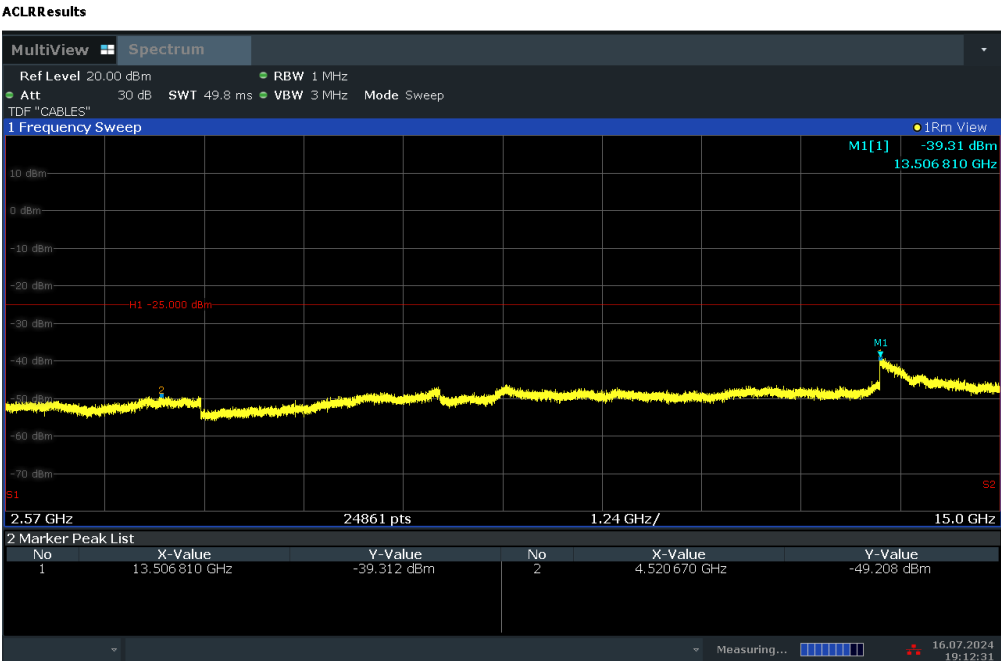
V2.2 09/07/2023

LTE Band 7



19:12:14 16.07.2024

Plot 7-163. Conducted Spurious Plot (LTE Band 7 - 20MHz QPSK – RB Size 1, RB Offset 0 – Low Channel)



19:12:31 16.07.2024

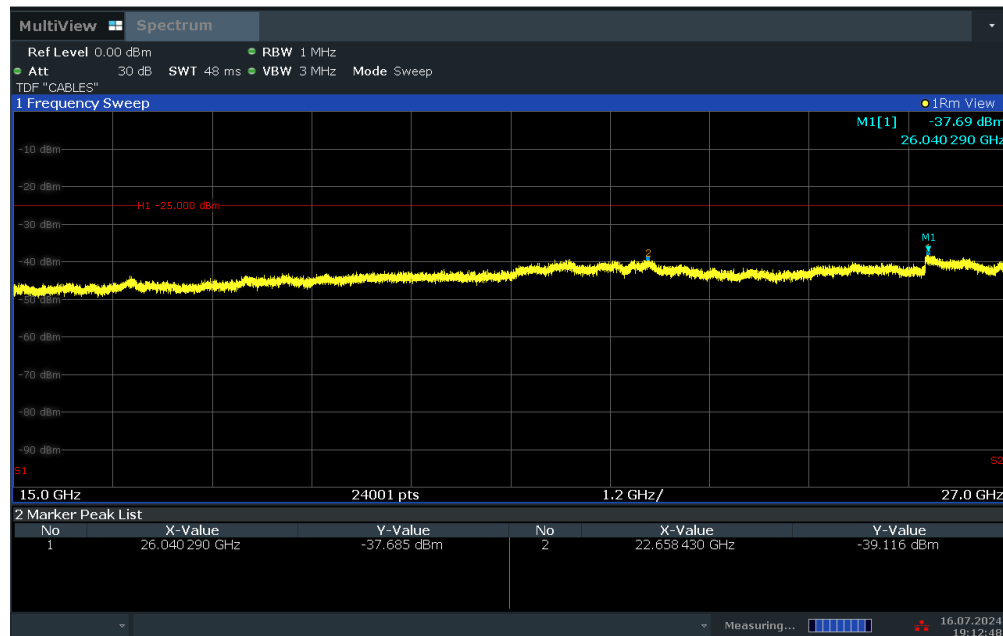
Plot 7-164. Conducted Spurious Plot (LTE Band 7 - 20MHz QPSK – RB Size 1, RB Offset 0 – Low Channel)

FCC ID: BCGA3267	element PART 27 MEASUREMENT REPORT		Approved by: Technical Manager
Test Report S/N: 1C2410210073-10-R1.BCG	Test Dates: 7/1/2024 - 12/9/2024	EUT Type: Tablet Device	Page 102 of 427

V2.2 09/07/2023

Unless otherwise specified, no part of this report may be reproduced or utilized in any part, form or by any means, electronic or mechanical, including photocopying and microfilm, without permission in writing from Element Materials Technology. If you have any questions about this or have an enquiry about obtaining additional rights to this report or assembly of contents thereof, please contact ct.info@element.com.

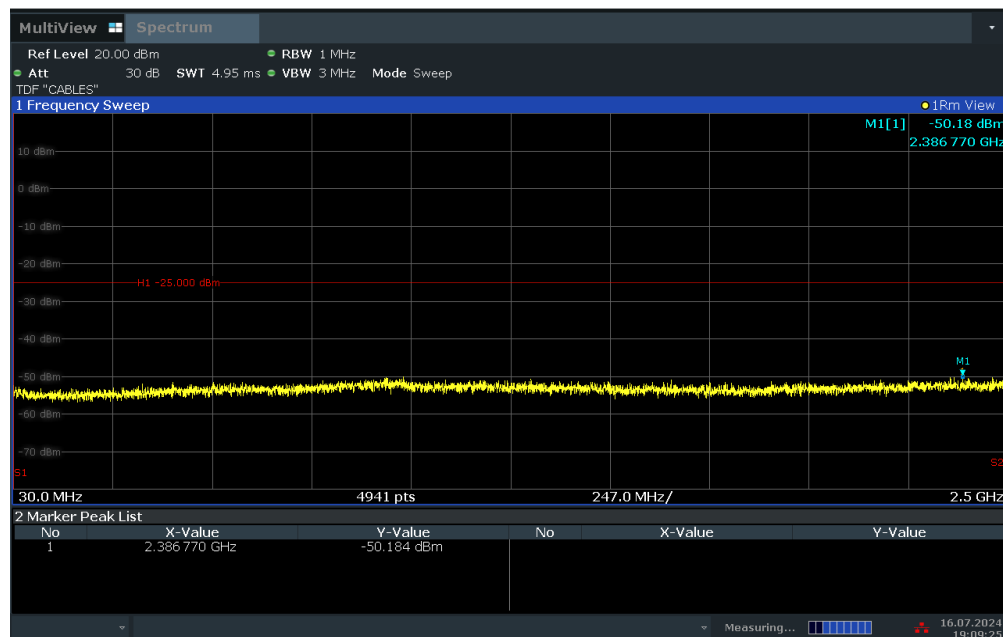
ACLRResults



19:12:49 16.07.2024


Plot 7-165. Conducted Spurious Plot (LTE Band 7 - 20MHz QPSK – RB Size 1, RB Offset 0 – Low Channel)

ACLRResults



19:09:25 16.07.2024

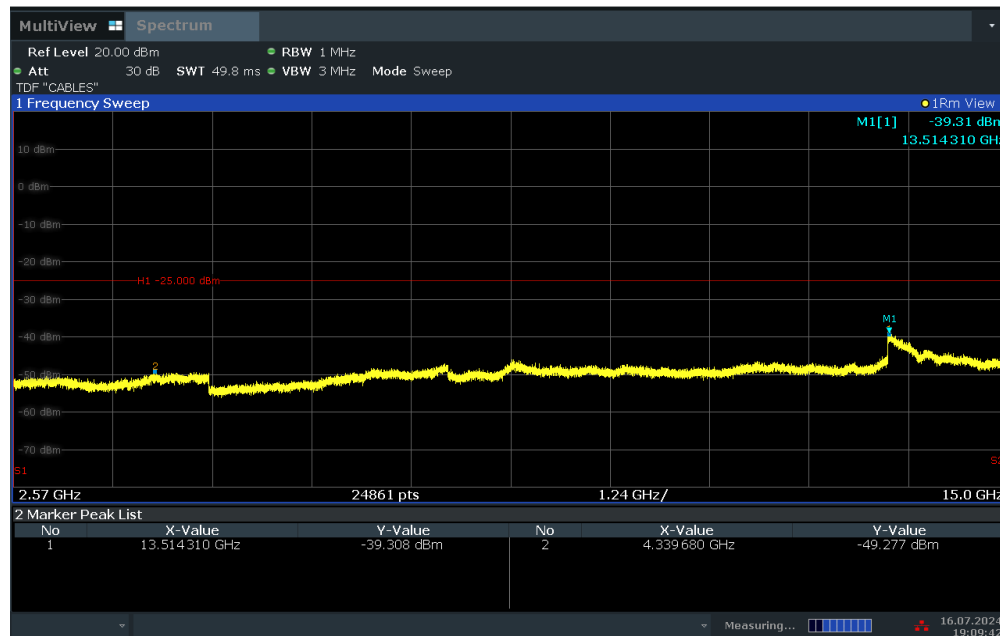
Plot 7-166. Conducted Spurious Plot (LTE Band 7 - 20MHz QPSK – RB Size 1, RB Offset 0 – Mid Channel)

FCC ID: BCGA3267	 PART 27 MEASUREMENT REPORT		Approved by: Technical Manager
Test Report S/N: 1C2410210073-10-R1.BCG	Test Dates: 7/1/2024 - 12/9/2024	EUT Type: Tablet Device	Page 103 of 427

V2.2 09/07/2023

Unless otherwise specified, no part of this report may be reproduced or utilized in any part, form or by any means, electronic or mechanical, including photocopying and microfilm, without permission in writing from Element Materials Technology. If you have any questions about this or have an enquiry about obtaining additional rights to this report or assembly of contents thereof, please contact ct.info@element.com.

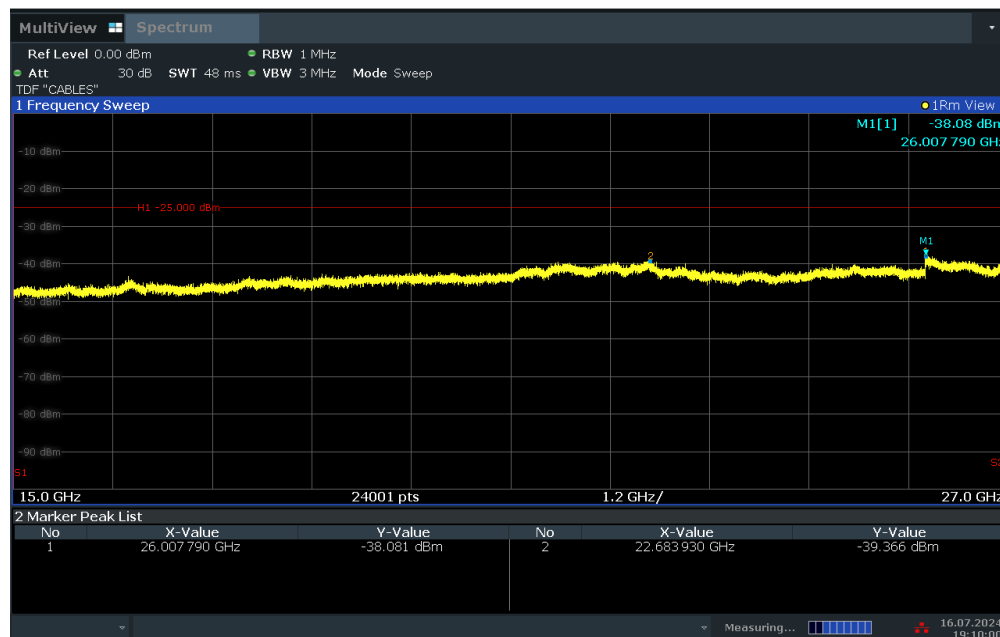
ACLRRResults



19:09:43 16.07.2024


Plot 7-167. Conducted Spurious Plot (LTE Band 7 - 20MHz QPSK – RB Size 1, RB Offset 0 – Mid Channel)

ACLRRResults



19:10:01 16.07.2024

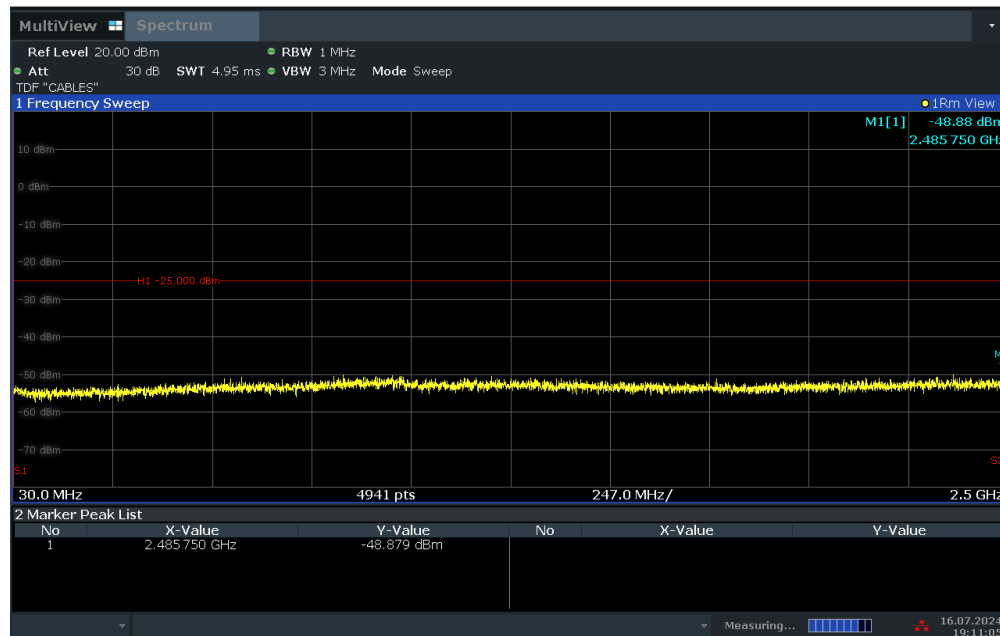
Plot 7-168. Conducted Spurious Plot (LTE Band 7 - 20MHz QPSK – RB Size 1, RB Offset 0 – Mid Channel)

FCC ID: BCGA3267	 PART 27 MEASUREMENT REPORT		Approved by: Technical Manager
Test Report S/N: 1C2410210073-10-R1.BCG	Test Dates: 7/1/2024 - 12/9/2024	EUT Type: Tablet Device	Page 104 of 427

V2.2 09/07/2023

Unless otherwise specified, no part of this report may be reproduced or utilized in any part, form or by any means, electronic or mechanical, including photocopying and microfilm, without permission in writing from Element Materials Technology. If you have any questions about this or have an enquiry about obtaining additional rights to this report or assembly of contents thereof, please contact ct.info@element.com.

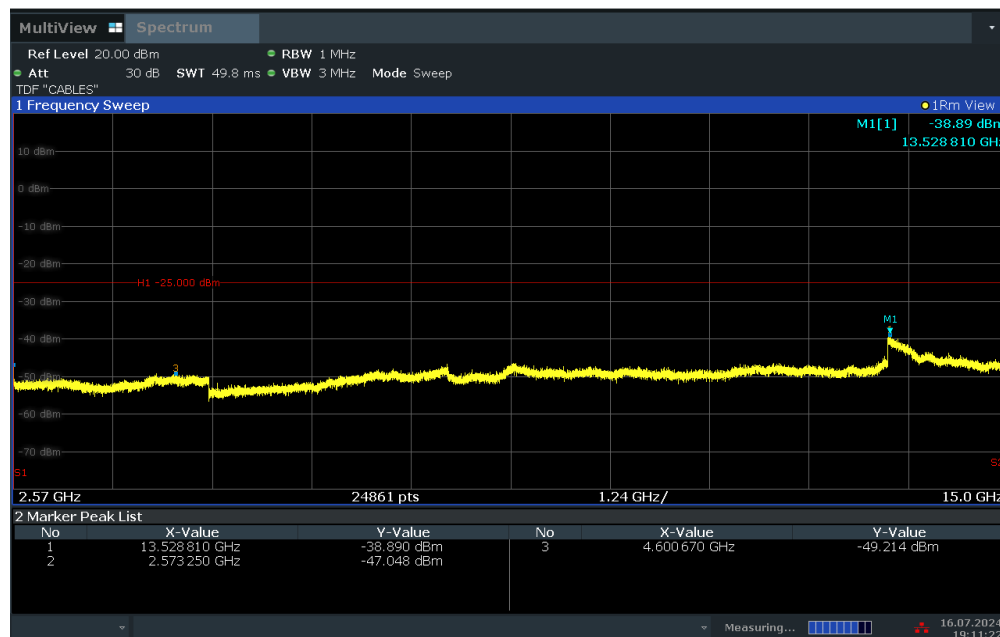
ACLRRResults



19:11:05 16.07.2024


Plot 7-169. Conducted Spurious Plot (LTE Band 7 - 20MHz QPSK – RB Size 1, RB Offset 0 – High Channel)

ACLRRResults



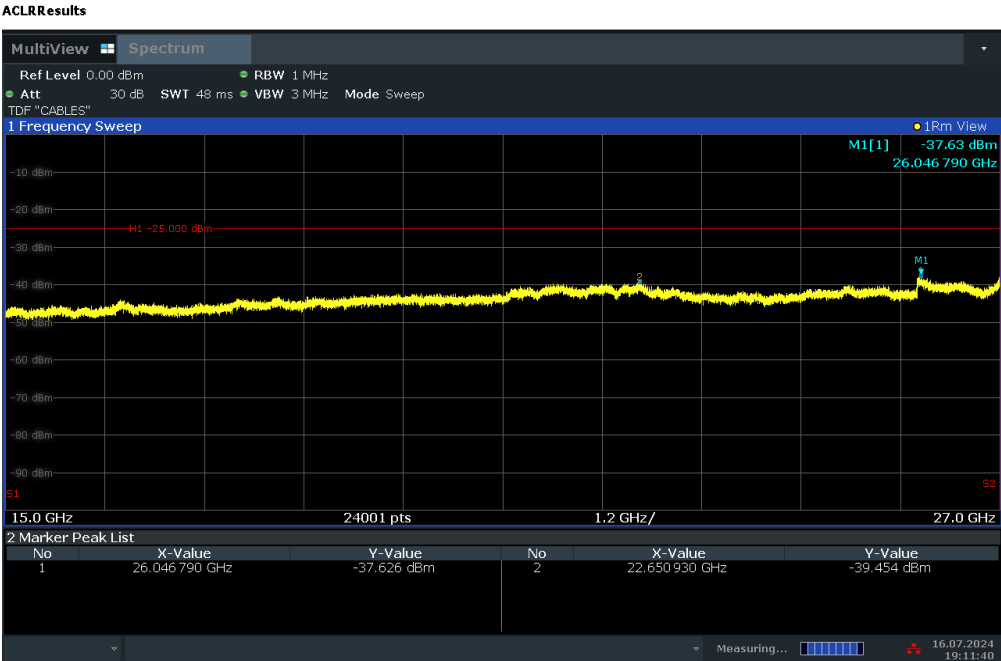
19:11:23 16.07.2024

Plot 7-170. Conducted Spurious Plot (LTE Band 7 - 20MHz QPSK – RB Size 1, RB Offset 0 – High Channel)

FCC ID: BCGA3267	 PART 27 MEASUREMENT REPORT		Approved by: Technical Manager
Test Report S/N: 1C2410210073-10-R1.BCG	Test Dates: 7/1/2024 - 12/9/2024	EUT Type: Tablet Device	Page 105 of 427


V2.2 09/07/2023

Unless otherwise specified, no part of this report may be reproduced or utilized in any part, form or by any means, electronic or mechanical, including photocopying and microfilm, without permission in writing from Element Materials Technology. If you have any questions about this or have an enquiry about obtaining additional rights to this report or assembly of contents thereof, please contact ct.info@element.com.



19:11:41 16.07.2024

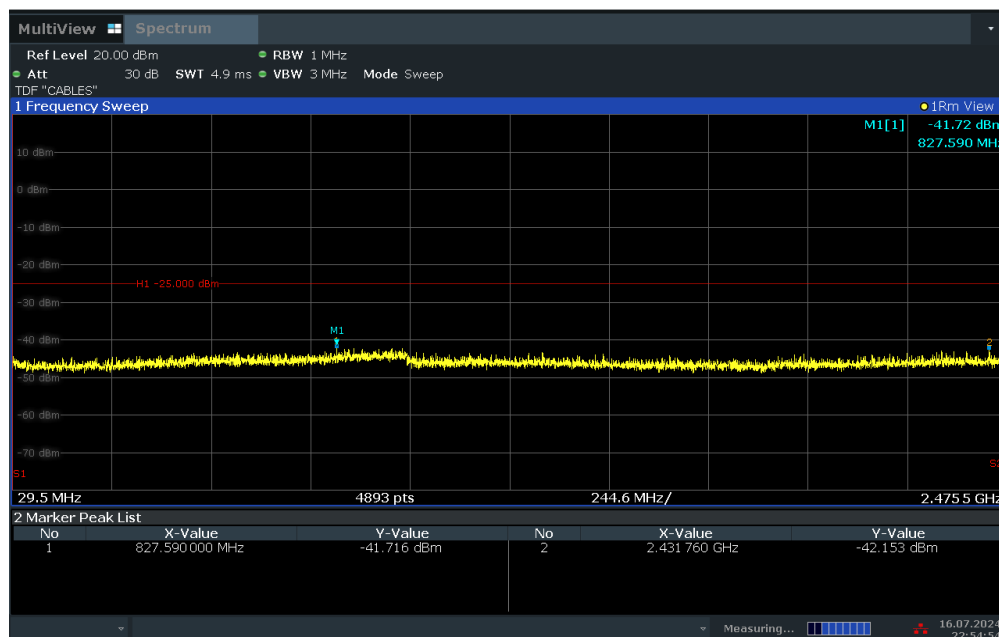
Plot 7-171. Conducted Spurious Plot (LTE Band 7 - 20MHz QPSK – RB Size 1, RB Offset 0 – High Channel)

FCC ID: BCGA3267	 PART 27 MEASUREMENT REPORT		Approved by: Technical Manager
Test Report S/N: 1C2410210073-10-R1.BCG	Test Dates: 7/1/2024 - 12/9/2024	EUT Type: Tablet Device	Page 106 of 427

V2.2 09/07/2023

LTE Band 41

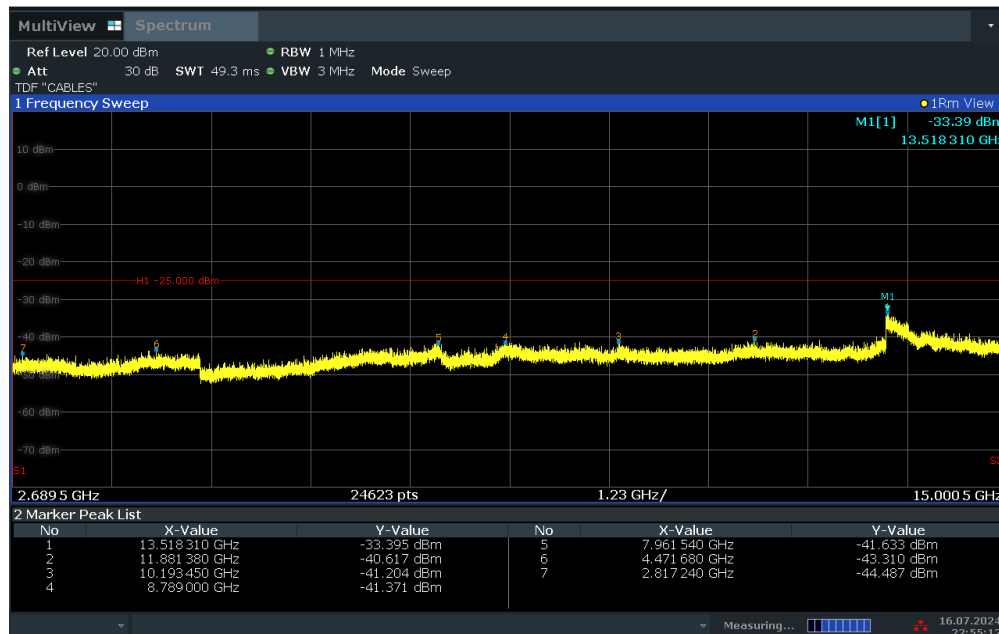
ACLRRResults



22:54:55 16.07.2024


Plot 7-172. Conducted Spurious Plot (LTE Band 41 - 20MHz QPSK – RB Size 1, RB Offset 0 – Low Channel)

ACLRRResults



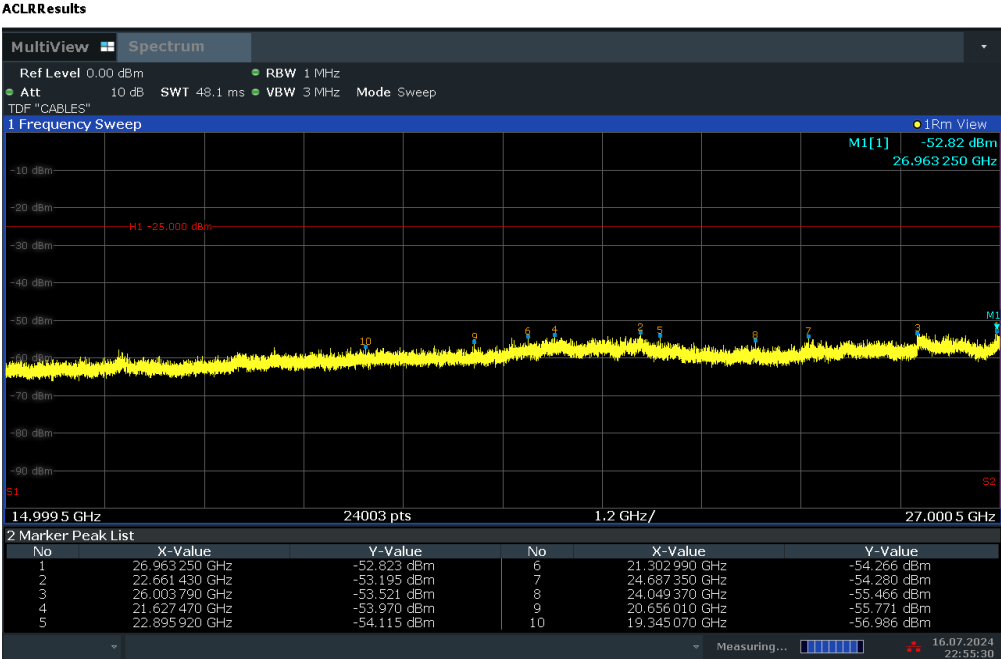
22:55:13 16.07.2024

Plot 7-173. Conducted Spurious Plot (LTE Band 41 - 20MHz QPSK – RB Size 1, RB Offset 0 – Low Channel)

FCC ID: BCGA3267	 PART 27 MEASUREMENT REPORT		Approved by: Technical Manager
Test Report S/N: 1C2410210073-10-R1.BCG	Test Dates: 7/1/2024 - 12/9/2024	EUT Type: Tablet Device	Page 107 of 427

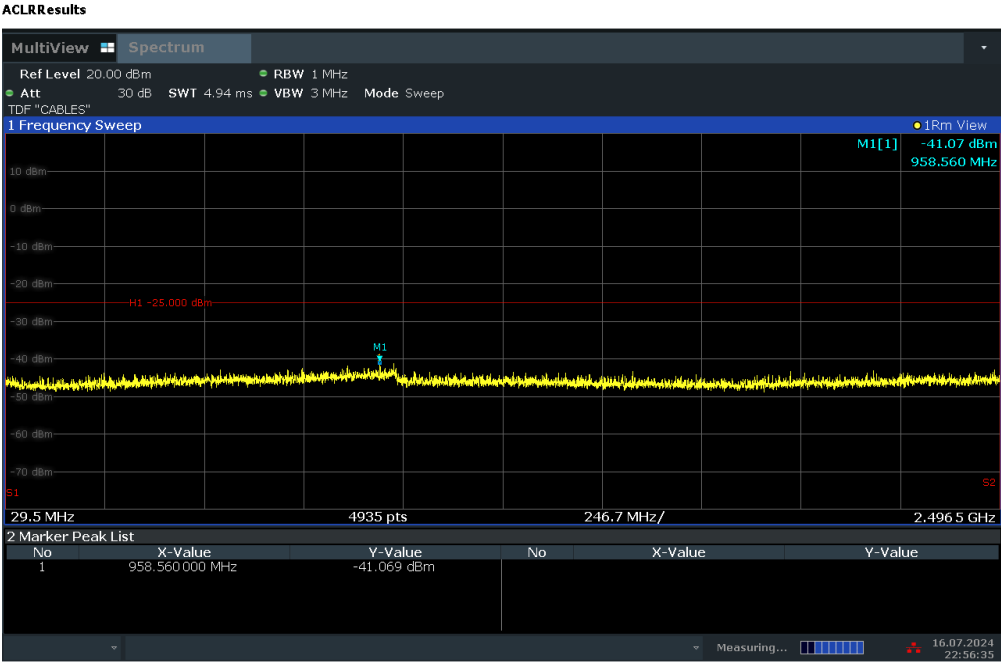
V2.2 09/07/2023

Unless otherwise specified, no part of this report may be reproduced or utilized in any part, form or by any means, electronic or mechanical, including photocopying and microfilm, without permission in writing from Element Materials Technology. If you have any questions about this or have an enquiry about obtaining additional rights to this report or assembly of contents thereof, please contact ct.info@element.com.



22:55:30 16.07.2024

Plot 7-174. Conducted Spurious Plot (LTE Band 41 - 20MHz QPSK – RB Size 1, RB Offset 0 – Low Channel)



22:56:36 16.07.2024

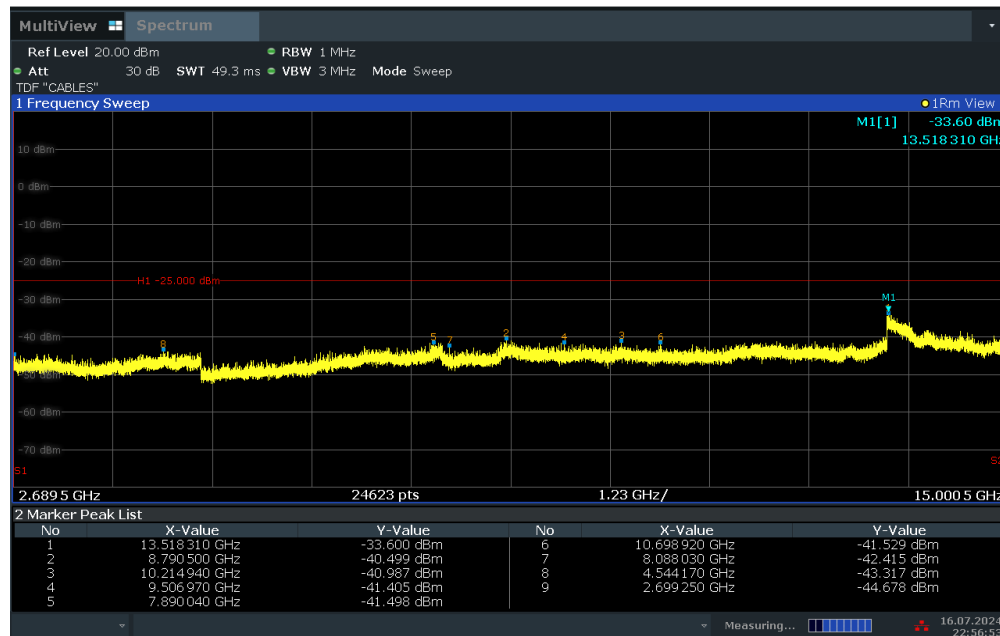
Plot 7-175. Conducted Spurious Plot (LTE Band 41 - 20MHz QPSK – RB Size 1, RB Offset 0 – Mid Channel)

FCC ID: BCGA3267	element PART 27 MEASUREMENT REPORT		Approved by: Technical Manager
Test Report S/N: 1C2410210073-10-R1.BCG	Test Dates: 7/1/2024 - 12/9/2024	EUT Type: Tablet Device	Page 108 of 427

V2.2 09/07/2023

Unless otherwise specified, no part of this report may be reproduced or utilized in any part, form or by any means, electronic or mechanical, including photocopying and microfilm, without permission in writing from Element Materials Technology. If you have any questions about this or have an enquiry about obtaining additional rights to this report or assembly of contents thereof, please contact ct.info@element.com.

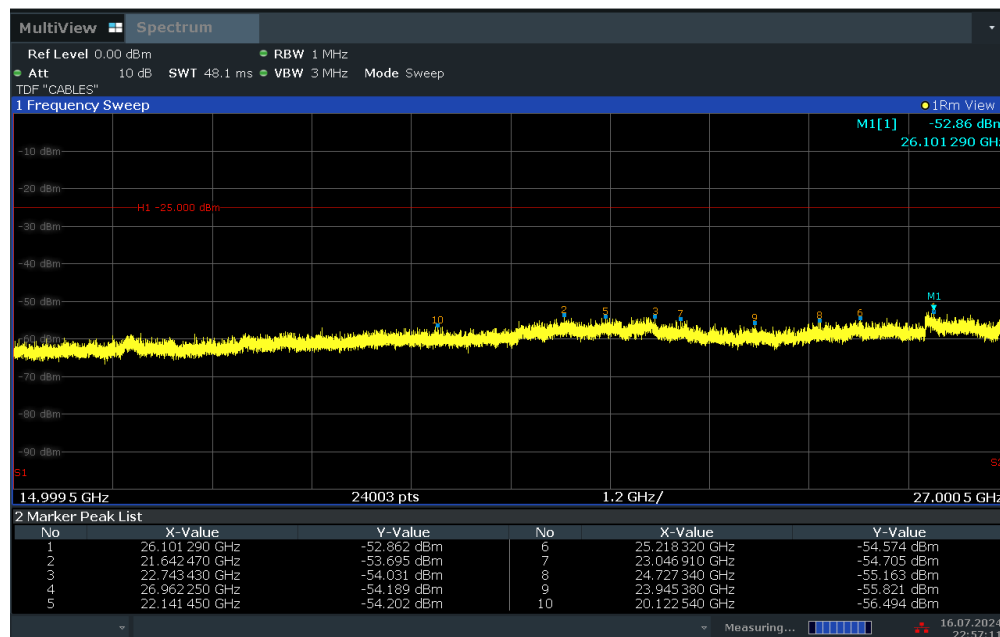
ACLRRResults



22:56:54 16.07.2024


Plot 7-176. Conducted Spurious Plot (LTE Band 41 - 20MHz QPSK – RB Size 1, RB Offset 0 – Mid Channel)

ACLRRResults



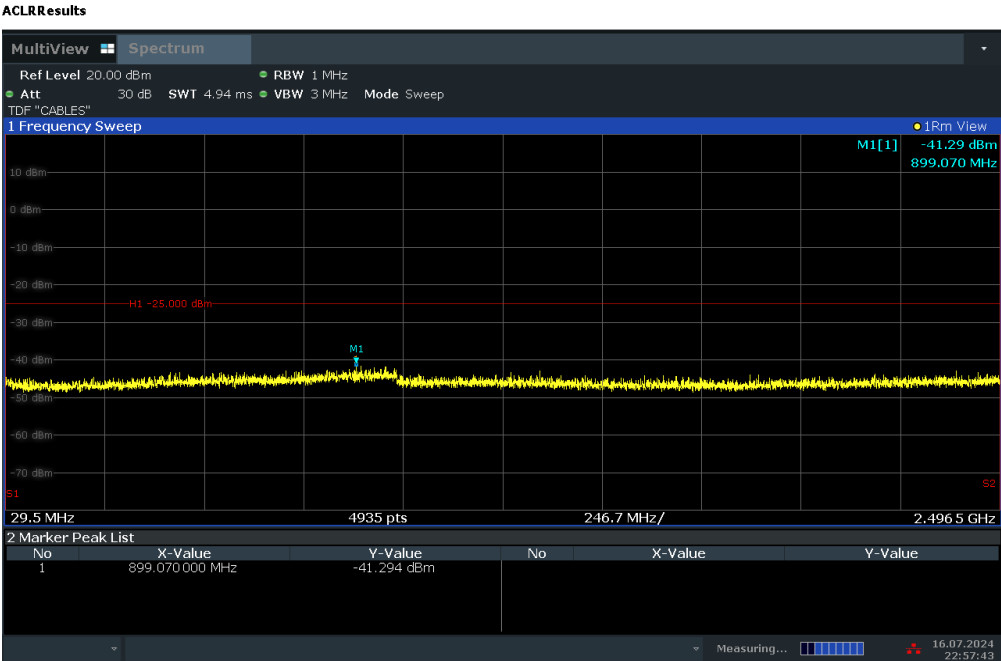
22:57:11 16.07.2024

Plot 7-177. Conducted Spurious Plot (LTE Band 41 - 20MHz QPSK – RB Size 1, RB Offset 0 – Mid Channel)

FCC ID: BCGA3267	 PART 27 MEASUREMENT REPORT		Approved by: Technical Manager
Test Report S/N: 1C2410210073-10-R1.BCG	Test Dates: 7/1/2024 - 12/9/2024	EUT Type: Tablet Device	Page 109 of 427

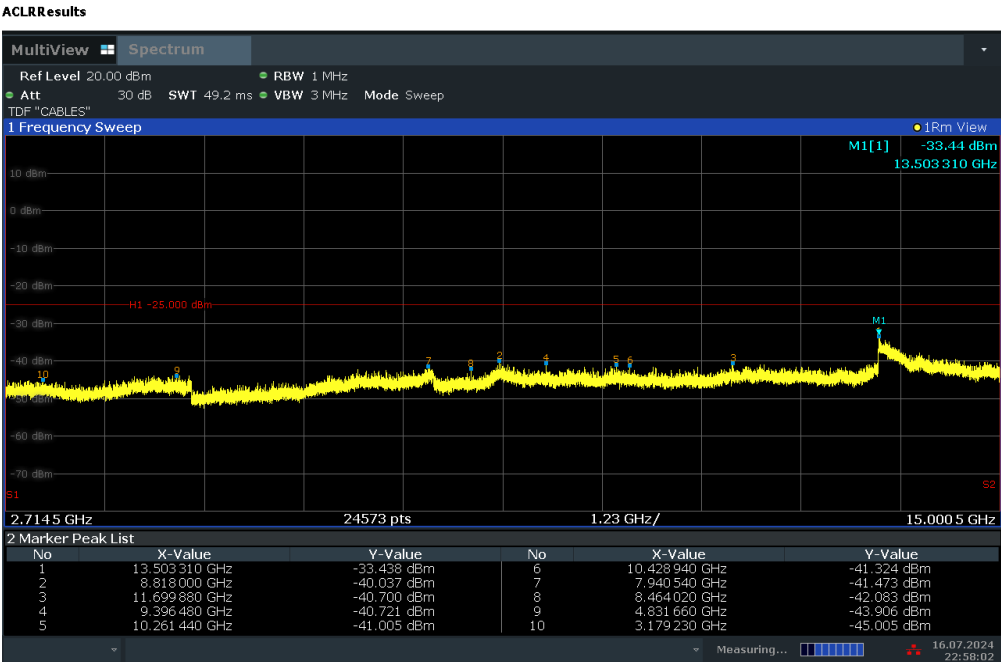
V2.2 09/07/2023

Unless otherwise specified, no part of this report may be reproduced or utilized in any part, form or by any means, electronic or mechanical, including photocopying and microfilm, without permission in writing from Element Materials Technology. If you have any questions about this or have an enquiry about obtaining additional rights to this report or assembly of contents thereof, please contact ct.info@element.com.



22:57:44 16.07.2024

Plot 7-178. Conducted Spurious Plot (LTE Band 41 - 20MHz QPSK – RB Size 1, RB Offset 0 – High Channel)



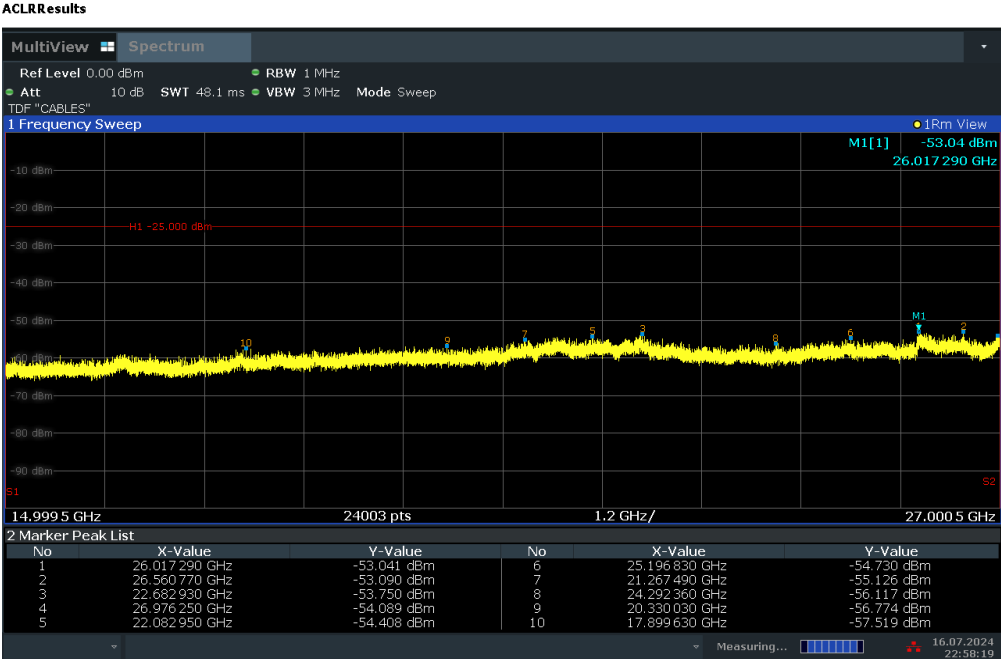
22:58:02 16.07.2024

Plot 7-179. Conducted Spurious Plot (LTE Band 41 - 20MHz QPSK – RB Size 1, RB Offset 0 – High Channel)

FCC ID: BCGA3267	element PART 27 MEASUREMENT REPORT		Approved by: Technical Manager
Test Report S/N: 1C2410210073-10-R1.BCG	Test Dates: 7/1/2024 - 12/9/2024	EUT Type: Tablet Device	Page 110 of 427

V2.2 09/07/2023

Unless otherwise specified, no part of this report may be reproduced or utilized in any part, form or by any means, electronic or mechanical, including photocopying and microfilm, without permission in writing from Element Materials Technology. If you have any questions about this or have an enquiry about obtaining additional rights to this report or assembly of contents thereof, please contact ct.info@element.com.



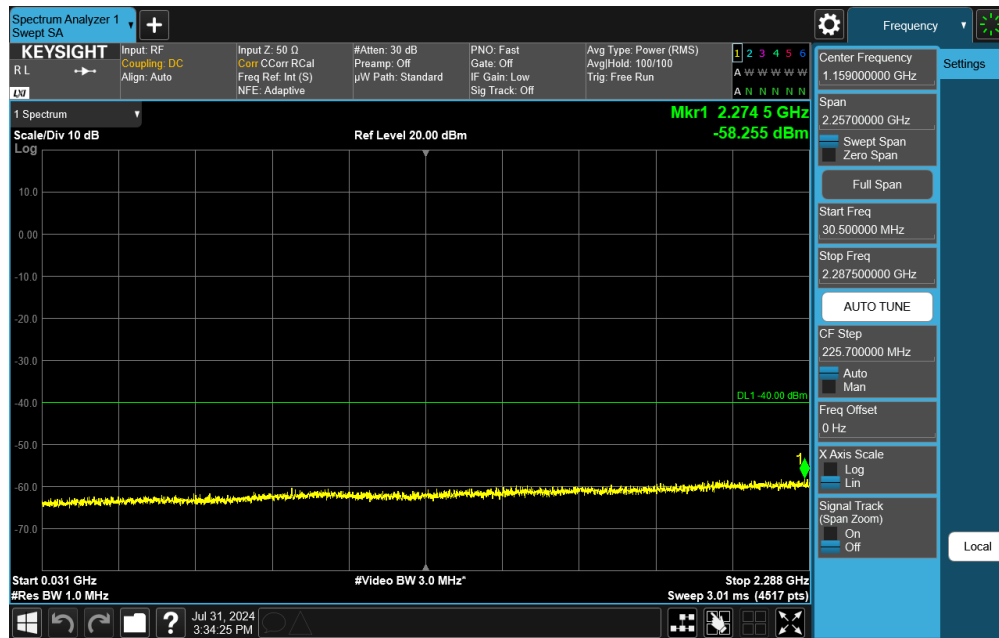
22:58:20 16.07.2024

Plot 7-180. Conducted Spurious Plot (LTE Band 41 - 20MHz QPSK – RB Size 1, RB Offset 0 – High Channel)

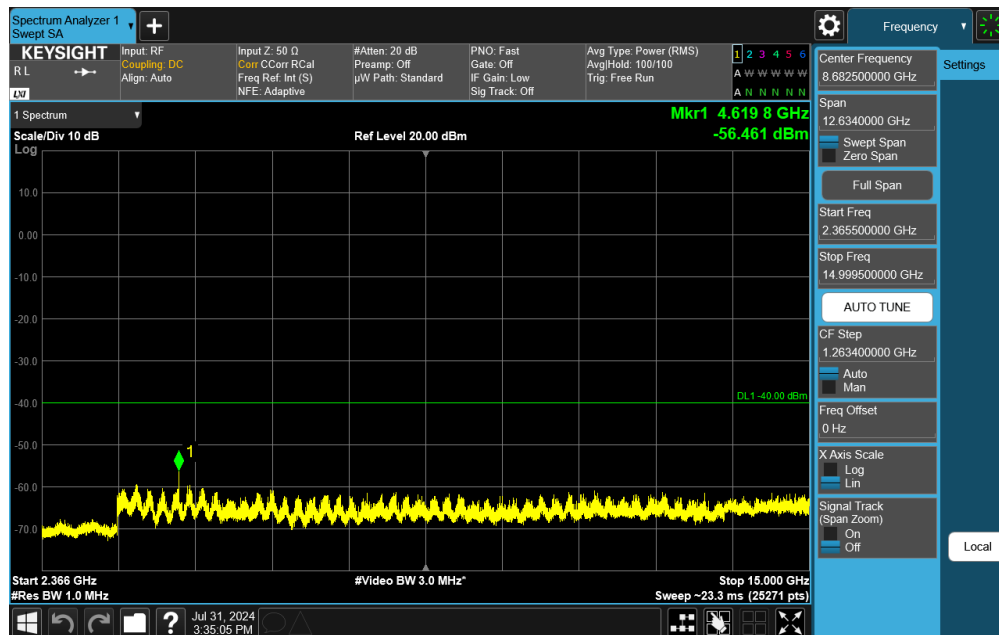
FCC ID: BCGA3267	element PART 27 MEASUREMENT REPORT		Approved by: Technical Manager
Test Report S/N: 1C2410210073-10-R1.BCG	Test Dates: 7/1/2024 - 12/9/2024	EUT Type: Tablet Device	Page 111 of 427

V2.2 09/07/2023

NR Band n30



Plot 7-181. Conducted Spurious Plot (NR Band n30 - 5MHz DFT-s-OFDM QPSK – RB Size 1, RB Offset 0 – Low Channel)



Plot 7-182. Conducted Spurious Plot (NR Band n30 - 5MHz DFT-s-OFDM QPSK – RB Size 1, RB Offset 0 – Low Channel)

FCC ID: BCGA3267	element	PART 27 MEASUREMENT REPORT	Approved by: Technical Manager
Test Report S/N: 1C2410210073-10-R1.BCG	Test Dates: 7/1/2024 - 12/9/2024	EUT Type: Tablet Device	Page 112 of 427

V2.2 09/07/2023

Unless otherwise specified, no part of this report may be reproduced or utilized in any part, form or by any means, electronic or mechanical, including photocopying and microfilm, without permission in writing from Element Materials Technology. If you have any questions about this or have an enquiry about obtaining additional rights to this report or assembly of contents thereof, please contact ct.info@element.com.