



Pocket PC e740

User Guide



TOSHIBA







Federal Communication Commission Interference Statement

This equipment has been tested and found to comply with the limits for a Class B digital device, pursuant to Part 15 of the FCC Rules. These limits are designed to provide reasonable protection against harmful interference in a residential installation. This equipment generates, uses and can radiate radio frequency energy and, if not installed and used in accordance with the instructions, may cause harmful interference to radio communications. However, there is no guarantee that interference will not occur in a particular installation. If this equipment does cause harmful interference to radio or television reception, which can be determined by turning the equipment off and on, the user is encouraged to try to correct the interference by one of the following measures:

- Reorient or relocate the receiving antenna.
- Increase the separation between the equipment and receiver.
- Connect the equipment into an outlet on a circuit different from that to which the receiver is connected.
- Consult the dealer or an experienced radio/TV technician for help.



FCC Caution: To assure continued compliance, (example - use only shielded interface cables when connecting to computer or peripheral devices) any changes or modifications not expressly approved by the party responsible for compliance could void the user's authority to operate this equipment.



This device complies with Part 15 of the FCC Rules. Operation is subject to the following two conditions: (1) This device may not cause harmful interference, and (2) this device must accept any interference received, including interference that may cause undesired operation.

FCC IMPORTANT NOTE:

This transmitter must not be co-located or operating in conjunction with any other antenna or transmitter.



Introduction

Thank you very much for your purchase of this Toshiba pocket personal computer.

Please be sure to read this user guide before using the Toshiba Pocket PC, and ensure that you are aware of correct handling procedures.

- Please be sure to read safety precautions in this document since these describe important safety issues.
- After reading this document, keep it in a convenient place for future reference.

Copyright Information

© 2002 by Toshiba Corporation. All rights reserved. Under the copyright laws, this manual cannot be reproduced in any form without the prior written permission of Toshiba. No patent liability is assumed, with respect to the use of the information contained herein.


Toshiba Pocket PC e740 User Guide

First edition March 2002



Trademarks

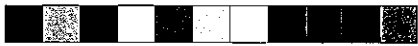


Microsoft, ActiveSync, Outlook, Pocket Outlook, Windows, Windows NT, and the Windows logo are either registered trademarks or trademarks of Microsoft Corporation in the United States and/or other countries. Microsoft products are licensed to OEMs by Microsoft Licensing, Inc., a wholly owned subsidiary of Microsoft Corporation.



Safety precautions

- Please read safety precautions outlined here carefully before using the Toshiba Pocket PC and ensure that you are aware of correct handling procedures.
- The precautions stated here provide essential information for the protection of the user and others from possible injury and property damage, and on the safe handling of the product you have purchased.
- Please check that you fully understand the definition of the following messages (signs and graphical symbols) before going on to read the text, and always follow the instructions.

///



Supplementary Information:

he product complies with the requirements of the Low Voltage Directive 73/23/EEC and the EMC Directive 89/336/EEC.”

Weitere Informationen:

as Produkt entspricht den Anforderungender Niederspannungs Richtlinie 73 23/EG und der EMC-Richtlinie 89/336/EG.”

Informations complémentaires:

e produit est conforme aux exigences de la directive sur les basses tensions 73/23/CEE et de la directive EMC 89/336/CEE.”

Informaci3n complementaria:

l Producto cumple los requisitos de baja tensi3n de la Directiva 73/23/CEE y la Directiva EMC 89/336/CEE.”

Ulteriori informazioni:

l prodotto 3 conforme ai requisiti della direttiva sulla bassa tensione 73/23/EG e la direttiva EMC 89/336/EG.”

Ytteligare information:

rodukten uppfyller kraven enligt 73/23/EEC och EMC-direktiv 89/336/EEC.”


Working environment

This product was designed to fulfil the EMC (electromagnetic compatibility) requirement to be observed for so-called residential, commercial and light industry environments

Toshiba do not approve the use of this product in working environments other than the above-mentioned residential, commercial and light industry environments

For example, the following environments are not approved:

- Industrial Environments (environments with a mains voltage >230V~)
- Medical Environments
- Automotive Environments
- Aircraft Environments

 **NOTE:** If this product is supplied with a network port, please refer to the paragraph *Network connection?* on the next page.

Any consequences resulting from the use of this product in working environments that are not approved are not the responsibility of Toshiba Corporation.

The consequences of the use of this product in non-approved working environments may be:

- Interference with other devices or machines in the nearby surrounding area
- Malfunction of, or data loss from, this product caused by disturbances generated by other devices or machines in the nearby surrounding area

Therefore Toshiba strongly recommend that the electromagnetic compatibility of this product be suitably tested in all non-approved working environments before use. In the case of automobiles or aircraft, the manufacturer or airline respectively should be asked for permission before use of this product.

Furthermore, for general safety reasons, the use of this product in environments with explosive atmospheres is not permitted.

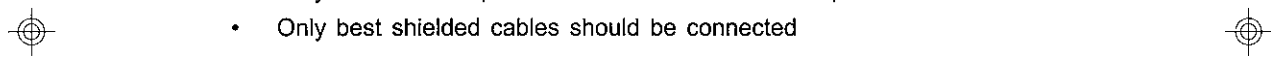




Network connection (class A warning)

If this product has networking capabilities and will be connected to a network, Class A radiation limits will be observed (in accordance with technical conventions). This means that if the product will be used in a domestic environment, other devices in the near surrounding may suffer interference. Consequently, please do not use this product in such environments (for example a living room), otherwise you could be held responsible for any ensuing interference.

CE compliance

This product and the original options are designed to observe the related EMC (Electromagnetic compatibility) and safety standards. However, Toshiba cannot guarantee that this product still observes these EMC standards if options or cables not produced by Toshiba are connected or implemented. In this case the persons who have connected / implemented those options / cables have to make sure that the system (PC plus options / cables) still fulfils the required standards. To avoid in general EMC problems, the following advice should be observed:

- Only CE marked options should be connected / implemented
 - Only best shielded cables should be connected
- 



Conformity Statement

The equipment has been approved to [Commission Decision CTR21] for pan-European single terminal connection to the Public Switched Telephone Network (PSTN).

However, due to differences between the individual PSTNs provided in different countries, the approval does not of itself give an unconditional assurance of successful operation on every PSTN network termination point.

In the event of problems, you should contact your equipment supplier.

Pursuant to FCC CFR 47, Part 68



When you are ready to install or use the modem, call your local telephone company and give them the following information:






- The telephone number of the line to which you will connect the modem
- The registration number that is located on the device

The FCC registration number of the modem will be found on either the device which is to be installed, or, if already installed, on the bottom of the computer outside of the main system label.

- The Ringer Equivalence Number (REN) of the modem can vary. For the REN of your modem, refer to your computer user guide.

The Ringer Equivalence Number of this device is 0.6B

The modem connects to the telephone line by means of a standard jack called the USOC RJ11C.





Type of service

Your modem is designed to be used on standard-device telephone lines. Connection to telephone company-provided coin service (central office implemented systems) is prohibited. Connection to party lines service is subject to state tariffs. If you have any questions about your telephone line, such as how many pieces of equipment you can connect to it, the telephone company will provide this information upon request.

Telephone company procedures

The goal of the telephone company is to provide you with the best service it can. In order to do this, it may occasionally be necessary for them to make changes in their equipment, operations, or procedures. If these changes might affect your service or the operation of your equipment, the telephone company will give you notice in writing to allow you to make any changes necessary to maintain uninterrupted service.

If problems arise



If any of your telephone equipment is not operating properly, you should immediately remove it from your telephone line, as it may cause harm to the telephone network. If the telephone company notes a problem, they may temporarily discontinue service. When practical, they will notify you in advance of this disconnection. If advance notice is not feasible, you will be notified as soon as possible. When you are notified, you will be given the opportunity to correct the problem and informed of your right to file a complaint with the FCC. In the event repairs are ever needed on your modem, they should be performed by Toshiba Corporation or an authorized representative of Toshiba Corporation.

Disconnection

If you should ever decide to permanently disconnect your modem from its present line, please call the telephone company and let them know of this change.




Fax branding


The United States Telephone Consumer Protection Act of 1991 makes it unlawful for any person to use a computer or other electronic device to send any message via a telephone fax machine unless such message clearly contains in a margin at the top or bottom of each transmitted page or on the first page of the transmission the date and time it is sent and an identification of the business, other entity or individual sending the message and the telephone number of the sending machine or such business, other entity or individual. In order to program this information into your fax modem, you should complete the setup of your fax software before sending messages.

Instructions for IC CS-03 certified equipment

1. **NOTICE:** The Industry Canada label identifies certified equipment. This certification means that the equipment meets certain telecommunications network protective, operational and safety requirements as prescribed in the appropriate Terminal Equipment Technical Requirement document(s). The Department does not guarantee the equipment will operate to the user's satisfaction.








Before installing this equipment, users should ensure that it is permissible to be connected to the facilities of the local telecommunications company. The equipment must also be installed using an acceptable method of connection. The customer should be aware that compliance with the above conditions might not prevent degradation of service in some situations.



Any repairs or alterations made by the user to this equipment, or equipment malfunctions, may give the telecommunications company cause to request the user to disconnect the equipment.

Users should ensure for their own protection that the electrical ground connections of the power utility, telephone lines and internal metallic water pipe system, if present, are connected together. This precaution may be particularly important in rural areas.

- 
- 
- 
- 
- 
- The transmit level from this device is set at a fixed level and because of this there may be circumstances where the performance is less than optimal. Before reporting such occurrences as faults, please check the line with a standard Telepermitted telephone, and only report a fault if the phone performance is impaired.
 - It is recommended that this equipment be disconnected from the Telecom line during electrical storms.
 - When relocating the equipment, always disconnect the Telecom line connection before the power connection, and reconnect the power first.
 - This equipment may not be compatible with Telecom Distinctive Alert cadences and services such as Fax Ability.

(NOTE THAT FAULT CALL OUT CAUSED BY ANY OF THE ABOVE CAUSES MAY INCUR A CHARGE FROM TELECOM)



X





General conditions

As required by PTC 100, please ensure that this office is advised of any changes to the specifications of these products, which might affect compliance with the relevant PTC Specifications.

The grant of this Telepermit is specific to the above products with the marketing description as stated on the Telepermit label artwork. The Telepermit may not be assigned to other parties or other products without Telecom approval.

A Telepermit artwork for each device is included from which you may prepare any number of Telepermit labels subject to the general instructions on format, size and color on the attached sheet.

The Telepermit label must be displayed on the product at all times as proof to purchasers and service personnel that the product is able to be legitimately connected to the Telecom network.

The Telepermit label may also be shown on the packaging of the product and in the sales literature, as required in PTC 100.

The charge for a Telepermit assessment is \$337.50. An additional charge of \$337.50 is payable where an assessment is based on reports against non-Telecom New Zealand Specifications. \$112.50 is charged for each variation when submitted at the same time as the original.

An invoice for \$NZ1237.50 will be sent under separate cover.

CD-ROM, DVD-ROM, CD-R/RW, CD-RW/ DVD-ROM Safety Instruction

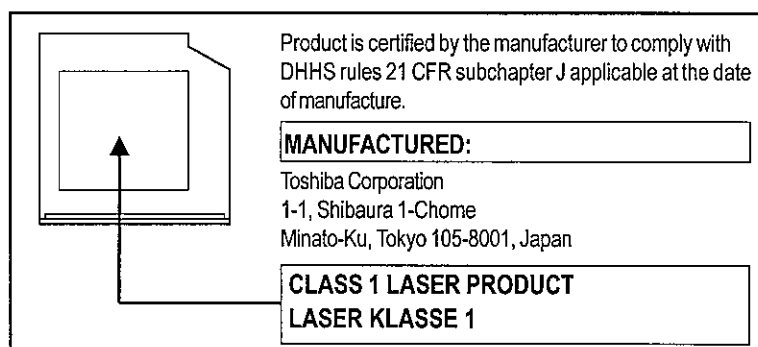
CD-ROM, DVD-ROM, CD-R/RW and CD-RW/DVD-ROM drives employ a laser system. To ensure proper use of this product, please read this instruction manual carefully and retain for future reference. Should the unit ever require maintenance, contact an authorized service location.

Use of controls, adjustments or the performance of procedures other than those specified may result in hazardous radiation exposure.

To prevent direct exposure to the laser beam, do not try to open the enclosure.

Location of the required label

(Sample shown below. Location of the label on the drive and manufacturing information may vary.)





CAUTION: *This appliance contains a laser system and is classified as a CLASS 1 LASER PRODUCT. To use this model properly, read the instruction manual carefully and keep it for your future reference. In case of any trouble with this model, please contact your nearest AUTHORIZED service station. To prevent direct exposure to the laser beam, do not try to open the enclosure. Use of controls or adjustments or performance of procedures other than those specified in the owner manual may result in hazardous radiation exposure.*

FCC Notice

Declaration of Conformity" POCKET PC Model: POCKET PC e740W

This equipment has been tested and found to comply with the limits for a Class B digital device, pursuant to part 15 of the FCC Rules. These limits are designed to provide reasonable protection against harmful interference in a residential installation. This equipment generates, uses and can radiate radio frequency energy and, if not installed and used in accordance with the instructions, may cause harmful interference to radio communications. However, there is no guarantee that interference will not occur in a particular installation. If this equipment does cause harmful interference to radio or television reception, which can be determined by turning the equipment off and on, the user is encouraged to try to correct the interference by one or more of the following measures:


- Reorient or relocate the receiving antenna.
- Increase the separation between the equipment and receiver.
- Connect the equipment into an outlet on a circuit different from that to which the receiver is connected.
- Consult the dealer or an experienced radio/TV technician for help.



WARNING: Only peripherals complying with the FCC class B limits may be attached to this equipment. Operation with non-compliant peripherals or peripherals not recommended by Toshiba is likely to result in interference to radio and TV reception. Shielded cables must be used between the external devices and the computer USB ports, external monitor port, PS/2 keyboard port and PS/2 mouse port. Changes or modifications made to this equipment, not expressly approved by Toshiba or parties authorized by Toshiba could void the user's authority to operate the equipment.

This device complies with part 15 of the FCC Rules. Operation is subject to the following two conditions:

1. This device may not cause harmful interference
2. This device must accept any interference received, including interference that may cause undesired operation.



Canadian Regulatory Information (Canada Only)

This digital apparatus does not exceed the Class B limits for radio noise emissions from digital apparatus as set out in the Radio Interference Regulation of the Canadian Department of Communications.

Note that Canadian Department of Communications (DOC) regulations provide, that changes or modifications not expressly approved by TOSHIBA Corporation could void your authority to operate this equipment.

This Class B digital apparatus meets all requirements of the Canadian Interference-Causing Equipment Regulations.

Cet appareil numérique de la class B respecte toutes les exigences du Règlement sur le matériel brouilleur du Canada.

BSMI Notice (Taiwan Only)

警告使用者：這是甲類的資訊產品，在開放的環境中使用時，可能會造成無線電干擾，在這種情形下，使用者會被要求採取某些適當的對策。



VCCI Notice (Japan Only) Class BITE

この装置は、情報処理装置等電波障害自主規制協会（VCCI）の基準に基づくクラス B 情報技術装置です。この装置は、家庭環境で使用することを目的としていますが、この装置がラジオやテレビジョン受信機に接近して使用されると、受信障害を引き起こすことがあります。

取扱説明書に従って正しい取り扱いをしてください。

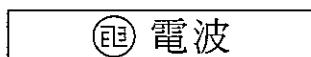
This is a Class B product based on the standard of the Voluntary Control Council for Interference (VCCI) for information technology equipment. If this equipment is used near a radio or television receiver in a domestic environment, it may cause radio interference. Install and use the equipment according to the instruction manual.

DGT Short Range Devices Application document

1. DGT short range type approval documentation

- 4 copies of product and color photos larger than 4x6 inches
- 1 copy of user manual with instructions and technical specs (Must be stamped with Manufacturer seal.)
- 1 copy of block diagram
- 1 copy of circuit diagram
- A copy of the licensing permit for the operation of controlled telecommunications equipment
- Authorization letter (power of attorney) (Must be stamped with the Manufacturer seal.)
- Application forms are to be completed in Chinese. (Must be stamped with the Manufacturer seal.)

2. DGT Label illustration



3. The following is the statement that should be printed in the user manual.

低功率電波輻射性電機管理辦法

- 第十二條 製造、輸入或販賣低功率射頻電機者，應於低功率射頻電機使用說明書內容加印第十四條、第十七條及第二十條之規定內容。
- 第十四條 經型式認證合格之低功率射頻電機，非經許可，公司、商號或使用者均不得擅自變更頻率、加大功率或變更原設計之特性及功能。
- 第十七條 低功率射頻電機之使用不得影響飛航安全及干擾合法通信；經發現有干擾現象時，應立即停用，並改善至無干擾時方得繼續使用。前項合法通信，指依電信法規定作業之無線電信。低功率射頻電機須忍受合法通信或工業，科學及醫療用電波輻射性電機設備之干擾。
- 第二十條 輸入、製造低功率射頻電機之公司、商號或其它使用者違反本辦法規定，擅自使用或變更無線電頻率、電功率者，除依電信法規定處罰外，電信總局並得撤銷其型式認證證明或型式認證標識。



FCC Class B Digital Devices & Peripheral Devices (Declaration of Conformity or Certification Authorization)

Declaration of Conformity Label & Marking Requirements

- User Manual must provide user information in accordance with ? 5.19(a)(3), 15.21, 15.27 and 15.105(b):

Instruction Manual Federal Communication Commission Interference Statement

This equipment has been tested and found to comply with the limits for a Class B digital device, pursuant to Part 15 of the FCC Rules. These limits are designed to provide reasonable protection against harmful interference in a residential installation. This equipment generates, uses and can radiate radio frequency energy and, if not installed and used in accordance with the instructions, may cause harmful interference to radio communications.

However, there is no guarantee that interference will not occur in a particular installation. If this equipment does cause harmful interference to radio or television reception, which can be determined by turning the equipment off and on, the user is encouraged to try to correct the interference by one of the following measures:

- Reorient or relocate the receiving antenna.
- Increase the separation between the equipment and receiver.
- Connect the equipment into an outlet on a circuit different from that to which the receiver is connected.
- Consult the dealer or an experienced radio/TV technician for help.

FCC Caution: Assure continued compliance (for example, use only shielded interface cables when connecting to computer or peripheral devices). Any changes or modifications not expressly approved by the manufacturer of this device could void the user's authority to operate this equipment.

This device complies with Part 15 of the FCC Rules. Operation is subject to the following two conditions: (1) This device may not cause harmful interference, and (2) this device must accept any interference received, including interference that may cause undesired operation.

Responsible Party: (Name)
(Address In U.S.A.)

XVII



Telephone No: (1-800 number located in U.S.A.)

Warning:

This device and its antenna(s) must operate with a separation distance of at least 5 cm from all persons and must not be co-located or operating in conjunction with any other antenna or transmitter. End-users must be provided with specific operating instructions for satisfying RF exposure compliance.

Wireless Interoperability

The Toshiba Wireless LAN Mini PCI Card products are designed to be interoperable with any wireless LAN product that is based on Direct Sequence Spread Spectrum (DSSS) radio technology, and is compliant to:

- The IEEE 802.11 Standard on Wireless LANs (Revision B), as defined and approved by the Institute of Electrical and Electronics Engineers.
- The Wireless Fidelity (WiFi) certification as defined by the WECA Wireless Ethernet Compatibility Alliance.

Wireless LAN and your Health

Wireless LAN products, like other radio devices, emit radio frequency electromagnetic energy.

The level of energy emitted by Wireless LAN devices however is far much less than the electromagnetic energy emitted by wireless devices like, for example, mobile phones.

Because Wireless LAN products operate within the guidelines found in radio frequency safety standards and recommendations, Toshiba believes Wireless LAN is safe for use by consumers.

These standards and recommendations reflect the consensus of the scientific community and result from deliberations of panels and committees of scientists who continually review and interpret the extensive research literature.

In some situations or environments, the use of Wireless LAN may be restricted by the proprietor of the building or responsible representatives of the organization. These situations may for example include:

- Using the Wireless LAN equipment on board of airplanes, or
- In any other environment where the risk of interference to other devices or services is perceived or identified as harmful.

If you are uncertain of the policy that applies on the use of wireless devices in a specific organization or environment (e.g. airports), you are encouraged to ask for authorization to use the Wireless LAN device prior to turning on the equipment.

Table of Contents

COPYRIGHT INFORMATION
TABLE OF CONTENTS
CHAPTER 1: GETTING STARTED
CHAPTER 2: BASIC SKILLS
CHAPTER 3: MICROSOFT ACTIVESYNC
CHAPTER 4: MICROSOFT POCKET OUTLOOK
CHAPTER 5: COMPANION PROGRAMS
CHAPTER 6: POCKET INTERNET EXPLORER
CHAPTER 7: GETTING CONNECTED
CHAPTER 8: IEEE 802.11B WLAN ADAPTER
CHAPTER 9:
CHAPTER10:OPTIONAL FUNCTIONS
CHAPTER11:ADDITIONAL IN FOR MATION



Chapter 1:

Getting Started



Welcome


Congratulations on purchasing a Toshiba Pocket PC. Due to the size and capabilities of this device, you can keep your most important business and personal information up-to-date and close at hand. Microsoft® ActiveSync® increases the power of your device by allowing you to synchronize the information on your desktop or laptop computer with your device. Picture yourself in the following situations:

- While walking with a colleague, your Toshiba Pocket PC device rings. You look at the caller ID and see it's your manager who is calling. She asks if you two are free this afternoon for an emergency meeting. While your colleague fumbles through his paper organizer, you press a button on your device and instantly see a list of today's appointments and meetings. You are quickly able to tell your manager your available times, and make a note of the new meeting while on the call. You hang up, send an e-mail with a schedule request for the three of you at the desired location.
- While walking with a colleague, your cell phone rings and your manager asks if you two are free this afternoon for an emergency meeting. While your colleague fumbles through his paper organizer, you press a button on your device and instantly see a list of today's appointments and meetings. You are quickly able to tell your manager your available times. For more information on scheduling appointments and meetings, see Chapter 4.

- You're meeting your friends tonight for dinner and a movie. You download the latest movie information from the Internet to your desktop computer and then synchronize it with your device. At dinner, you pull out your Toshiba Pocket PC device and review your movie options with your friends. For more information on downloading Web pages to your device, see Chapter 6.
- A Calendar reminder alerts you that it is time to catch the bus. You grab your Toshiba Pocket PC device and catch the bus just in time. Because ActiveSync keeps the information on your device up-to-date, you leisurely review your task list, make notes about the new books and CDs you want to buy, and read and respond to e-mail messages. When you get back to the office, ActiveSync transfers any task changes you made, your notes, and your e-mail message responses to your desktop computer. For more information on ActiveSync, see Chapter 3.

Where to Find Information

This book describes your device hardware, provides an overview of the programs on your device, and explains how to connect your device to a Toshiba Pocket PC computer, a network, or the Internet. For instructions on setting up your device and installing ActiveSync, see the Quick Start Card. The following table is a guide to additional information to help you use your device.

For information on:	See this source:
Programs on your device	This User's Guide and device Help. To view Help, tap  and then Help .
Additional programs that can be installed on the device	The Toshiba Pocket PC Companion CD.
Connecting to and synchronizing with a Toshiba Pocket PC computer	The Quick Start Card or ActiveSync Help on your Toshiba Pocket PC computer. To view Help, click Help and then Microsoft ActiveSync Help .
Last-minute updates and detailed technical information	The Read Me files, located in the Microsoft ActiveSync folder on the Toshiba Pocket PC computer and on the Toshiba Pocket PC Companion CD.
Up-to-date information on your Toshiba Pocket PC	http://www.microsoft.com/mobile/pocketpc

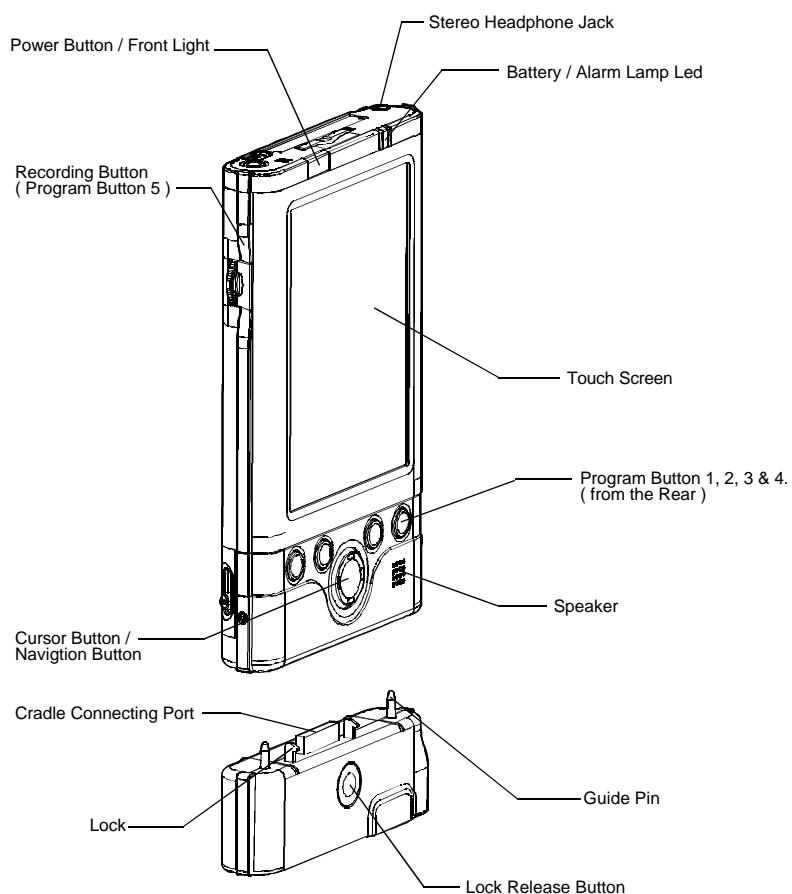
Chapter 2:

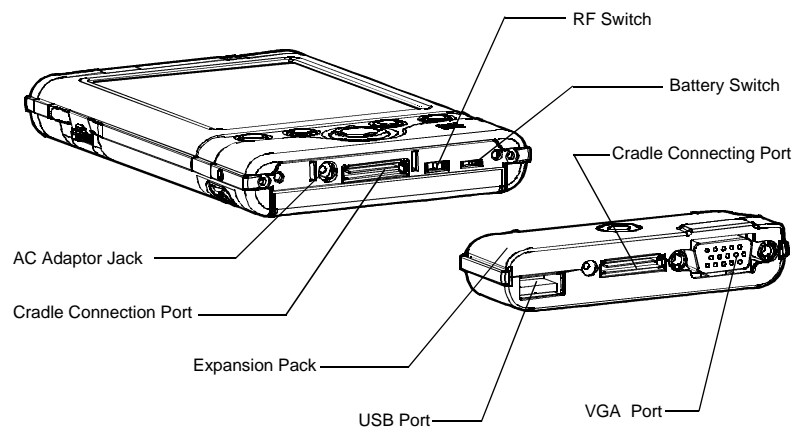
Basic Skills

You can easily learn to use your Toshiba Pocket PC. This chapter describes the use and customization of your Toshiba Pocket PC.

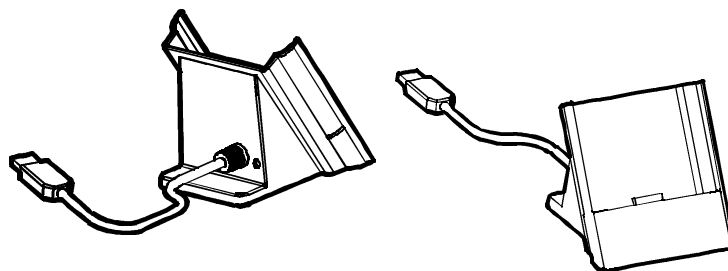
Parts Names and Function

Main unit (front view)





The USB Crable



Initial Setting of Program Button

Program button 1 = Calendar

Program button 2 = Tasks

Program button 3 = Home

Program button 4 = Contacts

Program button 5 = Voice recorder