

# WINNERCOM

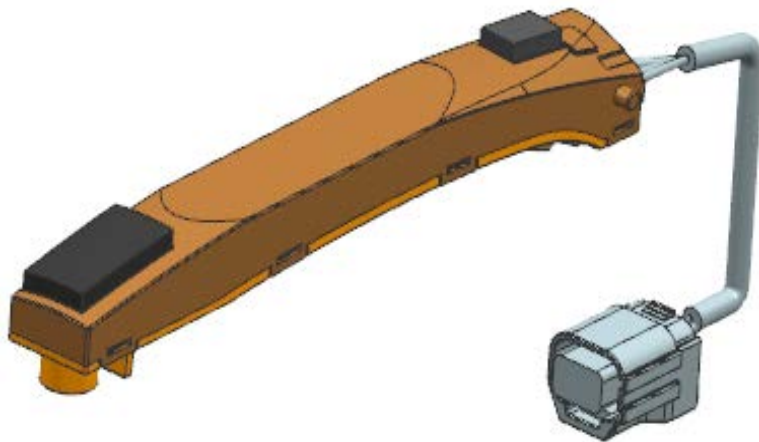
WINNERCOM



[www.winant.co.kr](http://www.winant.co.kr)

## CN7 NFC Touch Door Handle User Manual

V 1.0



Winnercom Co., Ltd.

# Contents

WINNERCOM

1. Introduction

2. NFC Door Handle Design(BOM) & Application

3. Attentions

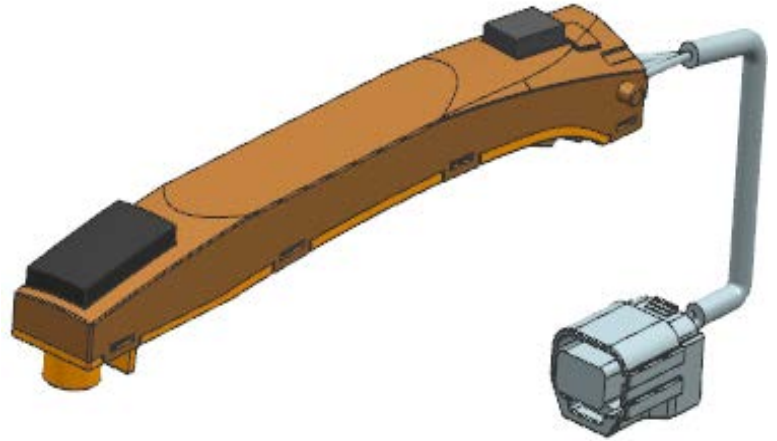
4. Specifications

5. User Information and Instructions

# 1. Introduction

WINNERCOM

- Door handle Module (DHS)
- NFC & Capacitive Touch
- Pocket Light LED
- Hi-Speed CAN

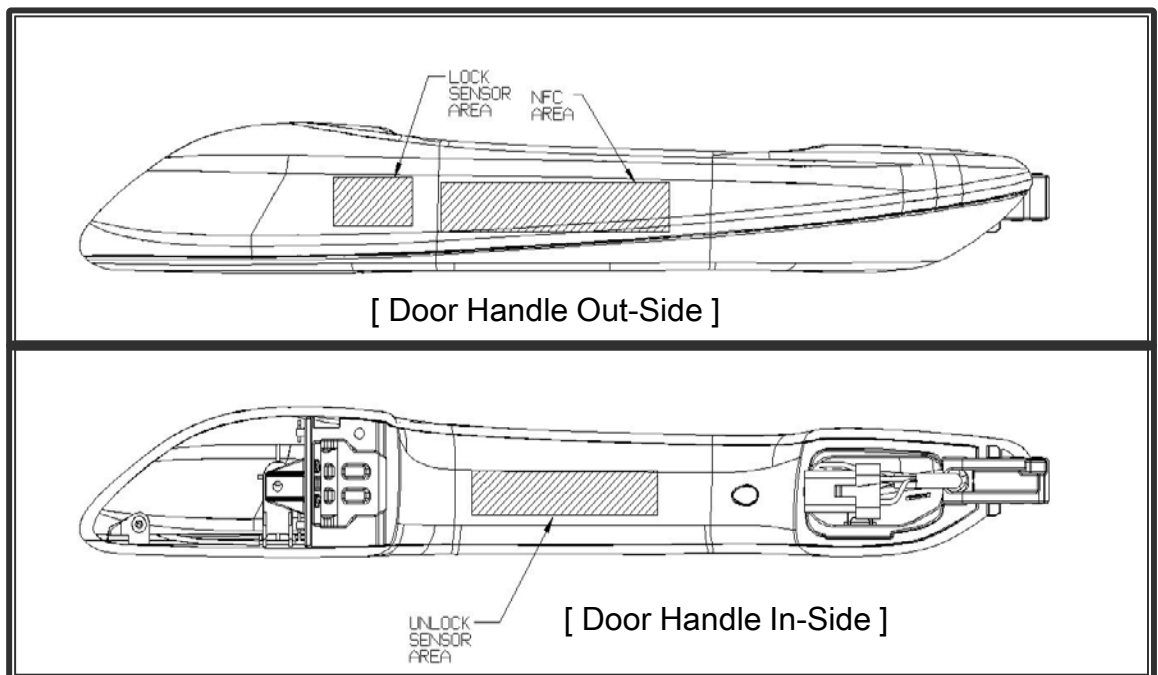


The door handle module for Automotive has a NFC Reader and lock/Unlock 2Channel Capacitive touch Sensor function.

This module is installed inside of the door handle covers and will be attached to the outside door panel.

This module is communicated with CAN network which enables to connect to the car network to send the signal of lock and unlock of door and Pocket light LED On/Off control.

It receives DC power from car battery at all time.



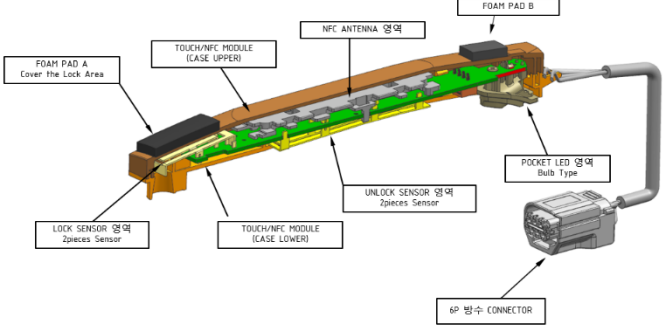
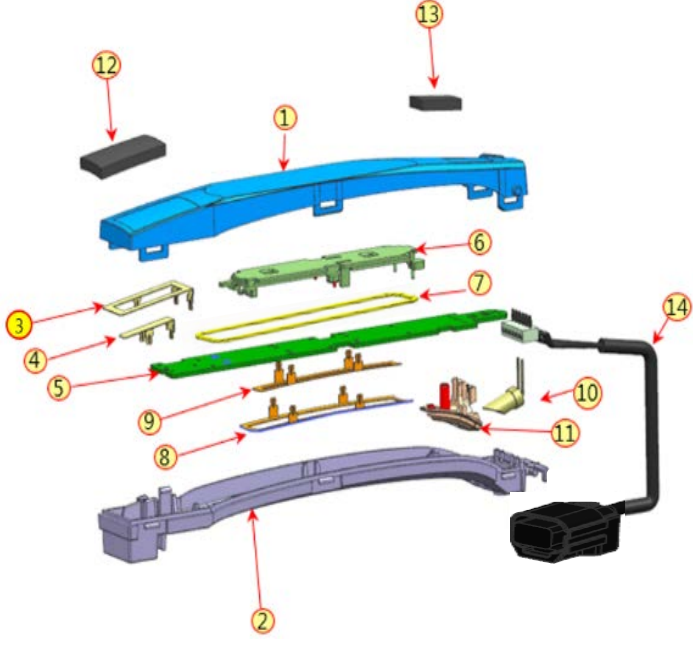
[ Assembled cover and DHS]

## 2. NFC DHS Design(BOM) & Application

WINNERCOM

### CN7 - NFC Touch Door Handle

ITEMS	SPECIFICATION
Size	144(L) X 17(W) X 12.85(H)
Color	Black
Weight	47.5g +/- 2.2%
Waterproof	Polyurethane full potting inside of module. Protective of humidity ,vibration, waterproof.
Material	Case : PA6+GF15% , ABS / PRESS : SPTE(Tin-Plating) / PCB : FR-4, 4Layer / Foam Tape : EPDM

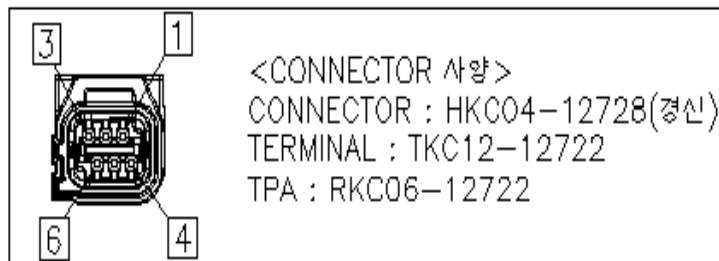
NO	형상	P/NAME	P/NO
1		CASE UPPER	HCNLJ-ZC01A
2		CASE LOWER	HCNLJ-ZC03A
3		LOCK A	HCNLJ-ZA01A
4		LOCK B	HCNLJ-ZA03A
5		MAIN PCB	HCNLJ-ZM02A
6		NFC INNER CASE	HCNLJ-ZC09A
7		COIL	HCNLJ-ZCL1A
8		UNLOCK A	HNXLJ-ZA02A
9		UNLOCK B	HNXLJ-ZA04A
10		BULB LED	HCNLJ-ZC07A
11		LED POCKET	HCNLJ-ZC05A
12		FOAM PAD A	HCNLJ-ZP01A
13		FOAM PAD B	HCNLJ-ZP02A
14		CABLE ASSY	HCNLJ-ZWW0A

### 3. Attentions

WINNERCOM

- Please always mount the Door handle Module before power on the device to avoid circuit damage
- Before power on the Module, check the power supply(Fig. 1)
- Module Input Power connect to the connector(Fig. 1)

Pin #.	Name	Description	In/Out	Color	I/O Level
1	BAT(+)	Power Supply	Power	Red	Battery DC +12V
2	-	N.C	-	-	-
3	CANL	CAN Low Signal	I/O	White	2.5±TBD V
4	CANH	CAN High Signal	I/O	Black	2.5±TBD V
5	-	N.C	-	-	-
6	GND	Electric Ground	Power	Blue	GND



DC 12V Input for operate Door Handle Module (#1 & 6)

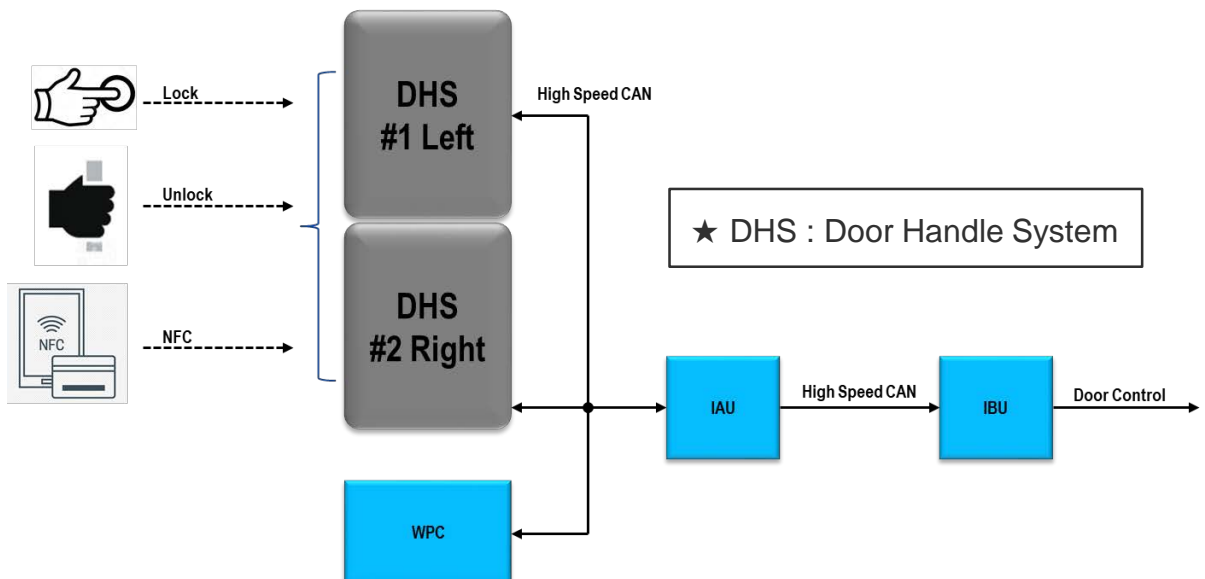
Fig. 1 Connector

## 4. Specifications

WINNERCOM

### NFC Touch Data

Frequency Range	13.56MHz for NFC
Operating Voltage	9.0 ~ 16.0 [Vdc], Typical 12.0 [Vdc]
Current	Max 0.45mA @ Sleep Mode, Max 100mA @ Operation Mode
Operating Temp.	-40°C ~ 80°C
Storage Temp.	-40°C ~ 85°C



[ System Block Diagram ]

## 5. User Information and Instructions

### WINNERCOM

#### FCC Part 15 Compliance information.

##### FCC Compliance Statement

This device complies with part 15 of the FCC rules. Operation is subject to the following two conditions: (1) This device may not cause harmful interference, and (2) this device must accept any interference received, including interference that may cause undesired operation.

##### FCC Caution

Any changes or modifications not expressly approved by the party responsible for compliance could void the user's authority to operate this equipment. This transmitter must not be co-located or operating in conjunction with any other antenna or transmitter.

##### Industry Canada Statement

This device complies with Industry Canada licence-exempt RSS standard(s).  
Operation is subject to the following two conditions:

- (1) this device may not cause interference, and
- (2) this device must accept any interference, including interference that may cause undesired operation of the device.

Le présent appareil est conforme aux CNR d'Industrie Canada applicables aux appareils radio exempts de licence. L'exploitation est autorisée aux deux conditions suivantes :

- (1) l'appareil ne doit pas produire de brouillage ;
- (2) l'utilisateur de l'appareil doit accepter tout brouillage radioélectrique subi, même si le brouillage est susceptible d'en compromettre le fonctionnement.

#### Manufacturer information

Manufacturer name	WINNERCOM Co., Ltd.
Address, City:	HUMAX Village, 216, Hwangsaeul-ro, Bundang-Gu, Seongnam-si, Gyeonggi-do, South KOREA 13595
Product name (type) :	Vehicle active antenna & Touch door

