

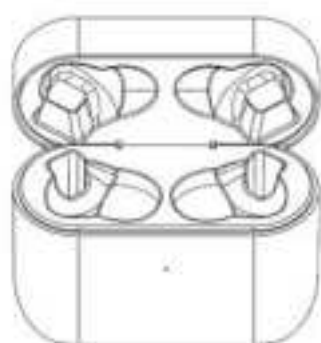
NEKOCAKE

True Wireless Stereo

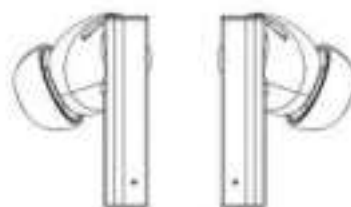
Introduction

Introducing & Packing list

(The picture for reference only, please refer to the actual product)



Charging Case*1



Earphones * 1 pair



Charging cable *1

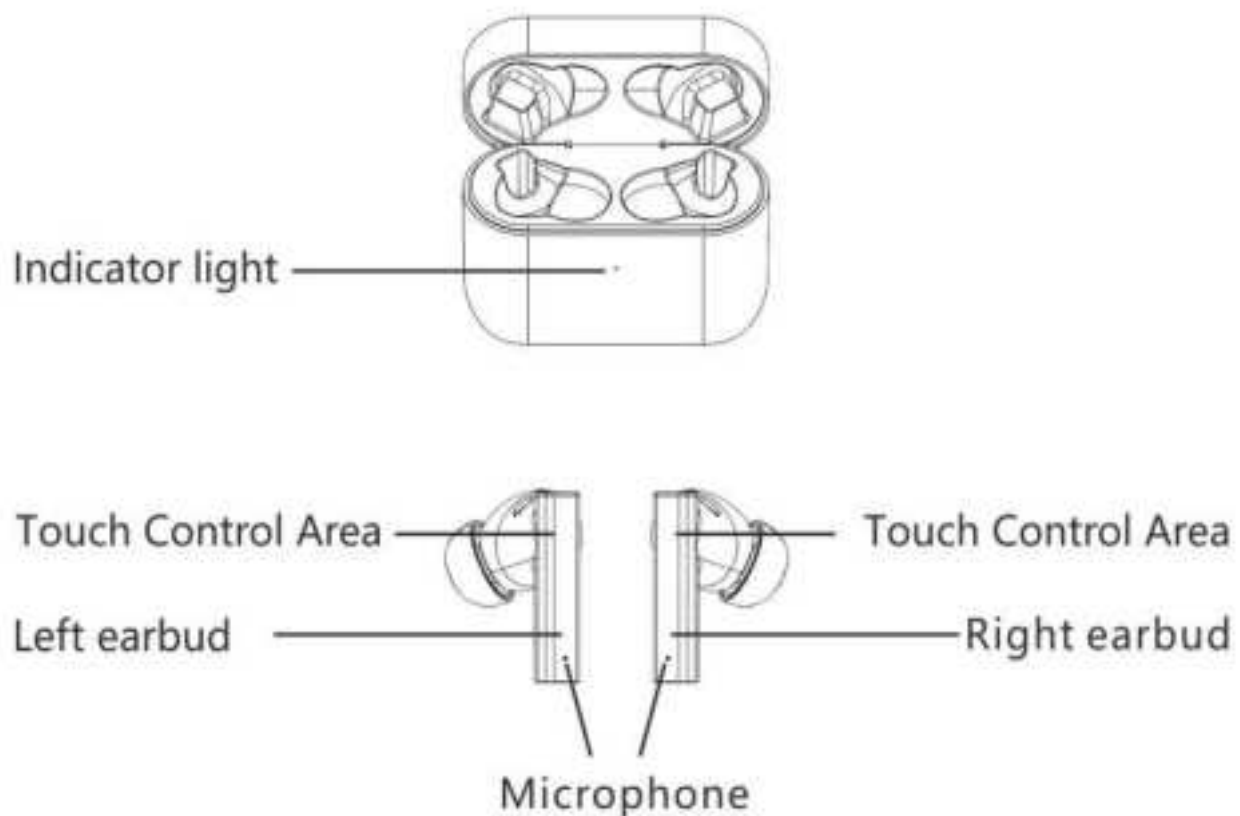


(comes with S/M
/L three sizes)
Eartips *3 pairs



Manual *1

Product Description



Notes

1. Recommended not to open and close the charging case cover frequently for daily use
2. It is recommended to turn on the Bluetooth first, and then take out the earphones

Connection

Connect with new device

1. Put the earphones into the charging case and keep the charging case open.
2. Turn on the Bluetooth, refresh the Bluetooth list, and click on the Moondrop Nekocake in the list to pair and connect.

*When first time using the Nekocake, please put the earphone in the charging case, close the lid, connect the USB-C charging cable, and charge the earphone.

Automatically connect

When the earphone is turned off, the phone has a connection record and the earphone is in

the charging case, the earphone will automatically connect back to the last connected device for next time use.

Disconnect over distance and auto-reconnect

When earphones are connected, they will be disconnected over the Bluetooth effective range. They will automatically reconnect to the phone when they back in the Bluetooth effective range within 3 minutes.

*If the earphones cannot be automatically connected to the device, it needs to be manually connected in the Bluetooth list of the device.

Connection

Disconnect the connected device

1. The earphone is in the charging case. Keep the charging case open. Press the button on the case for 3 seconds, to disconnect the currently connected device and enter the pairing mode.
2. In the non-playing/non-calling state, press and hold the both touch area for 3 seconds at the same time to disconnect the currently connected device and re-enter the pairing mode.

Factory Reset

Check the Bluetooth paired device list, and delete the paired device "Nekocake". Put

the earphones back in the charging case, keep the case open, press the charging case button for 10 seconds to clear the pairing information, and re-enter pairing mode. (Orange light will blink if the reset is successful, otherwise, the orange light will not twinkle)

Tip: Due to the connection characteristics of Bluetooth signals, in places where 2.4GHz electromagnetic signals are intensively disturbed, there may be occasional intermittent disconnection or no sound.

Usage

Charging

Charging the earphones

Put the earphones in the charging case and they will be charged automatically.

*When the battery power of the charging case is > 10%: the green light is always on (Green light will go out when they are fully charged)

*When the battery power of the charging case is <10%: the orange light is always on (the orange light will go off when earphones fully charged or the charging case out of power)

Charging the case

Plug in the charging cable
(orange light flashes, full turn to green light on for 3s and

then goes out)

Check battery

Check the battery situation of the charging case

Press the button of the charging case (when the battery of the charging case is > 10%: green light blink, when less than 10%: orange light blink)

Low battery alarm for charging case

Opening the charging case lid, short press the button of the charging case and the orange light flashes 10 times. (When the earphone is out/in the box, the orange light will not have an indicator light)

Usage

Turn on

The earphone is in the charging case, when open the charging case lid, the earphones will be on automatically.

Turn off

Timeout shutdown:
Automatic shutdown when the device is not connected for more than 3 minutes (prompt tone: beep)

Low power shutdown:
automatic shutdown when the battery voltage is

lower than 3.05V (prompt tone: beep)

Noise cancellation mode switch

Turn on the earphone, press left/right for 1seconds to switch noise cancellation/normal mode (within 3 seconds after beeping)

Function



Voice Assistant

When the earphones has been connected to the phone, triple click any one of the earphones to use, and then click to exit.

Music

Music play/pause Music

When connected to the mobile phone, click any earphone to play/pause music

Previous track/Next track

Double-click to the left to the previous track/Double-click to the right to the next track

Calling

Click any earphone when there is an incoming call: answer

When a call comes in, press any one of the earphones 1.5S: Reject

Click any earphone during a call: hang up

Product Specifications

Product Model: Necocake
Bluetooth Version: 5.0
Audio Transmission Formats:
A2DP/AVRCP/HFP/HSP
SBC/AAC
Charging Plug: Type-C
Impedance: $32 \pm 15\% \Omega @ 1\text{kHz}$
Bluetooth Range: 10 meters
(unobstructed environment)
Supporting system: all
Bluetooth devices and mobile
phones

Earphone charging time: about 1
hour
Charging time of the case:
about 1.5 hours
Earphone Battery Capacity:
3.7V/37mAh
Charging Case Battery Capacity:
3.7V/380mAh
Earphone Playback time: About
4 hours
With Charging Case Playback
time: About 12 hours

Security Instructions

Please read this important security instructions before using the equipment. This information contains general safety information applicable to this device and may include content not applicable to this device. Please follow the warnings and cautions to avoid injury to yourself or others or damage to your equipment.

Warning

Failure to comply with safety warnings and regulations would result in serious injury or death.

Do not use damaged power cord or plug or loose power socket

Unsafe connections can cause electric leakage or fire.

Do not use wet hands or other wet body parts to touch.

Touch the device, power cord, plug or power socket, otherwise it may cause electric shock.

When unplugging the power cord, do not use too much force, otherwise it may cause electric shock or fire.

Do not bend or damage the power cord, otherwise it may cause electric leakage or fire.

Do not operate the device with wet hands while it is charging, otherwise it may cause electric shock.

Do not directly connect the positive and negative terminals of the charger together, otherwise it may cause a fire or cause serious injury.

Do not use the device outdoors during a thunderstorm, otherwise it may cause electric shock or equipment failure.

Use batteries, chargers, accessories and supplies approved by the manufacturer.

- Using universal batteries or chargers may shorten the life of the battery or cause the device to malfunction. They may also cause a fire or cause the battery to explode.

- Only use chargers and data cables specially designed for equipment and approved by MOONDROP. Incompatible chargers and data cables may cause danger or damage the device.

- When customers use accessories

or supplies not approved by MOONDROP,

MOONDROP is not responsible for the customers' safety.

Do not put the device in the back pocket or hang it on the waist

- Excessive force may damage the device, might cause explode or fire.

- If you hit or fall, you may be injured.

Do not drop the device or subject it to strong impact

- Otherwise, it may damage the device or battery, cause the device to fail to work normally, or shorten the device life.

- It may also cause overheating, burning or other dangers.

Handle and dispose of equipment and chargers carefully

- Do not throw battery or device into fire.

Do not place batteries or devices in or on heating devices (such as microwave ovens, ovens, or radiators). The device may explode if overheated.

When disposing of used battery

or device, please comply with local regulations.

- Do not squeeze or pierce the device.

- Do not subject the device to external high voltage, otherwise it may cause internal short circuit and overheating.

Protect equipment, batteries and chargers from damage.

- Avoid exposing the device and battery to extremely cold or extremely hot temperatures.

- Extreme temperature can damage the device, reduce the charging capacity of the device, and shorten the service life of the device and battery.

- Do not use the data cable with the skin peeled off or damaged, and the charger with damaged or not working properly.

Do not store device near or in water heaters, microwave ovens, hot cooking equipment, or high-pressure containers

- The battery may leak.

- The equipment may overheat and cause a fire.

Do not use or store the device in

areas where dust or aeolian materials are concentrated

Dust or foreign objects may cause device damaged, fire or electric shock.

Prevent the charger socket and the smaller end of the charger from contacting conductive materials such as liquid, dust, metal powder, or pencil lead.

Do not touch with sharp tools.Charger socket; do not bump the charger socket

Conductive materials may short-circuit or corrode the contacts, which may cause explosion or fire.

When using a wireless charger, do not place metal objects, magnets, and magnetic stripe cards between the device and the wireless charger.

The device may not charge properly or may overheat.

Do not bite or suck the device or battery

•Otherwise, it may damage the equipment or cause an explosion or fire.

•Children or animals can suffocate by swallowing small parts.

•When children use this device, please make sure they use it correctly.

Do not poke the device or its accessories into your eyes, ears or mouth, otherwise it may cause suffocation or serious injury.

Do not use damaged or leaking batteries. For safe disposal of batteries, please contact the nearest authorized service center.

The device and some accessories (sold separately) contain magnets. The American Heart Association and the British Medicines and Health Products Administration also warned that magnets will affect implantable pacemakers, heart rhythm converters, defibrillators, insulin pumps or other electronic medical devices (collectively referred to as "medical devices") within 15 cm. operating. If you are a user of any of these medical devices, please do not use this device and some accessories (sold separately) before consulting a doctor.

Note

Failure to comply with safety

precautions and regulations can lead to personal injury or property damage

Do not use the device near other electronic devices

Most electronic devices use radio frequency signals. Your device may interfere with other electronic devices.

Equipment with speakers is particularly susceptible to interference.

Do not use your device in places that may be interfered by radio frequency such as hospitals, airplanes or cars

If possible, use the device beyond 37cm of the pacemaker to avoid interference with the pacemaker.

- In order to minimize the interference of the device to the pacemaker, please use the device on the side of opposite to the pacemaker.

- If you use medical equipment, please contact the medical equipment manufacturer before using this device to determine whether it will be affected by the radio frequency emitted by this device.

- During air flight, the use of electronic equipment will interfere with the airplane's electronic navigator. Follow the airline's regulations and the instructions of the "aircraft crew. If the equipment is allowed, please always use the flight mode."

- The electronic equipment of the car may malfunction due to radio interference from the equipment. For details, please contact the manufacturer.

Do not place the device in a place with dense smoke or fog

Otherwise, the surface of the device may be damaged or the device may malfunction.

If you use hearing aids and cochlear implants, please contact the manufacturer for information about radio interference.

The radio frequencies emitted by this device may interfere with certain hearing aids and cochlear implants. Before using this equipment, please contact the manufacturer to determine whether the equipment will be affected by the radio frequencies emitted by this equipment.

Do not use the device near radio frequency devices or instruments (such as audio systems or radio

antenna towers)

Radio frequency may cause device malfunction.

- Turn off the device in a potentially explosive environment
- Always operate in accordance with regulations, instructions and signs in an explosive environment.
- Do not use the equipment in gas stations or near flammable materials, chemical agents and explosive areas.
- Do not store or carry flammable liquids, gases or explosive materials in boxes containing device or accessories.

If any part of the device is damaged, smokes, or smells of burning things, please stop using the device immediately. The equipment can not be reused until being repaired by the MOONDROP Service Center.

- Broken glass may hurt your hands and face.
- If the device emits smoke or the smell of burning things, it may cause the battery to explode or burn.

Please observe all safety

warnings and regulations regarding the use of equipment while driving.

Driving safely is your primary responsibility while driving. If prohibited by law, please do not use the device while driving. For the safety of you and others, please follow the safety warnings and relevant regulations and remember the following tips:

- Place the equipment in an easy-to-access location. No need to look away from the road to get the wireless device.
- In order to avoid danger, pause the call in traffic jams or bad weather conditions (rain, sleet, snow, ice). Rain and sleet, snow, ice and heavy traffic can cause danger.
- Do not record voice memos. Recording a language memo while driving prevents you from focusing on the primary responsibility of driving safely.
- According to the traffic situation, decide whether to answer the call reasonably. Answer calls when not moving forward or in traffic jams. Try to call after parking.
- Do not engage in nervous or

excited conversations to avoid distraction. Please let the caller know that you are driving.

Properly maintain and use equipment

Keep the equipment dry

- Moisture and liquid can damage equipment parts or circuits.

- Do not turn on the device when it is wet. If the device is turned on, turn it off (if the device cannot be turned off, please maintain the status quo). Then dry the equipment with a towel and contact the local MOONDROP service center.

- This equipment is equipped with a built-in liquid indicator. Water damage to the equipment will invalidate the manufacturer's warranty.

The device should be stored on a flat ground.If the device falls, it will be damaged.

The device can be used where the atmosphere temperature is between 0°C and 35°C. You can store the device where the ambient temperature is between -20 °C and 50 °C. Using or storing the device outside the

recommended temperature range may cause damage to the device or shorten battery life

- Do not store the device in extremely hot areas, such as in a car in summer, otherwise, the equipment may be damaged or the battery may explode.

- Do not expose the device to direct sunlight for a long time, such as on the dashboard of a car. Do not store the device with metal objects such as coins, keys and necklaces.

- The device may be scratched or malfunction.

- If the battery contacts come in contact with metal objects, it may cause a fire.

Do not store the device near magnetic fields

- When exposed to a magnetic field, the device may malfunction or the battery may discharge.

- Magnetic stripe cards (including credit cards, phone cards, bank books and boarding cards) may be damaged by magnetic fields.Avoid contact with the device when it is overheated. Otherwise it may cause low temperature burns, redness and skin pigmentation

- After using the device for a long time, pay attention to the heating of the device and avoid contact with the skin for too long.
- Do not sit on the device, or keep in direct contact with your skin for a long time while the device is charging or connected to the power source.
- High temperature resistance varies from person to person. Please pay special attention when using it by children, the elderly. Protect hearing and ears when using earplugs
- Excessive exposure to strong sounds can cause hearing loss.
- Contact with strong sounds while walking may distract you and cause accidents.
- Always turn down the volume before using earplugs, and use only the lowest volume required to listen to conversations or music.
- If there are foreign objects on the earplugs, and you wear the earplugs for a long time, it may cause ear infections. Please keep the earplugs dry and clean.
- In a dry environment, static

electricity may accumulate in the earplugs. Avoid using this earplug in a dry environment, or touch metal objects to discharge static electricity before using the earplug.

- Do not use headphones while driving or riding a horse. Otherwise, it may distract you and cause accidents. Depending on your area, this may also be illegal.

Precautions for using the device during walking or moving.

Always pay attention to your surroundings to avoid harming yourself or others.

Do not paint or paste paper on the equipment

If you are allergic to the paint or metal parts of the device, it may cause itching, eczema or swelling of the skin. When the above situation occurs, please stop using the device and consult a doctor.

Install the device cautiously

Do not place equipment and accessories in or near the airbag deployment area. If the equipment is improperly placed, the airbag inflates rapidly, which can cause serious injury.

Do not drop the device or cause

collision

- The device may be damaged or malfunction.
- If the device is bent or deformed, it may damage the equipment or cause parts malfunction.

Ensure the longest service life of the battery and charger

- If the battery is not used for a long time, the battery may malfunction.
- The equipment will discharge if left unused for a long time, and must be recharged before use.
- When the equipment is not in use, disconnect the power supply.
- The battery can only be used for the designated purpose.
- Follow all the instructions in this manual to ensure the longest service life of the device and battery. The manufacturer will not provide warranty for damage or poor performance caused by failure to follow the warnings and instructions.
- The equipment may wear out over time. Although some parts and repairs are guaranteed during the validity period, damage or deformation caused by the use of

unapproved accessories is not covered by the warranty.

Do not disassemble, modify or repair the equipment

- Any changes or modifications to the equipment will cause the manufacturer to not guarantee the equipment. For repairing, please contact your local MOONDROP authorized dealer.
- Do not disassemble or pierce the equipment, as this may cause an explosion or fire.
- Do not disassemble or reuse the battery.

When cleaning the equipment, please follow the following advices

- Use a soft and dry cloth to wipe the device, use a brush or other tools to remove the earwax or dirt on the earpiece.
- Clean the battery contacts with a dry cloth.
- Do not use chemicals or cleaning agents. Otherwise, the surface of the equipment may be discolored or corroded, and it may also cause electric shock or fire.

Prevent the equipment from contact with dust, sweat, ink, oil,

and chemical products (such as cosmetics, antibacterial sprays, hand sanitizers, detergents and insecticides.) Otherwise, the internal and external parts of the device may be damaged, or the performance may deteriorate. If the device comes into contact with any of the above-mentioned substances, please wipe it with a soft, lint-free cloth.

Do not use the device for any purpose other than the designated purpose

The device may malfunction.

Avoid disturbing others when using the device in public places

Only qualified personnel are allowed to repair the device

If the equipment is repaired by unqualified personnel, the equipment may be damaged and the warranty will not be provided.

Do not distribute copyrighted content

Do not distribute copyrighted material without the permission of the content owner. This behavior violated copyright law. The manufacturer is not responsible for any legal

problems caused by any illegal actions by users against copyrighted content.

Disclaimer

All content and services available through this device belong to third parties and are protected by copyright, patents, trademarks and other intellectual property laws. Such content and services are only for personal non-commercial use. Without the permission of the content owner or service provider, you may not be able to use any content or service. In addition to the above restrictions, unless you have the explicit permission of the application content or service provider, you may not be able to modify, copy, republish, upload, post, transmit, translate, or repost, any content or service displayed through this device. sell, create new derivative works, develop or distribute in any way. "Third-party content and services are provided. For any purpose, MOONDROP Company does not provide any express or implied guarantees for the content or services provided. MOONDROP Co.

expressly declares that it does not assume any implicit guarantees, Or through regulations, common law, or other means [including but not limited to marketability or applicability for specific purposes] recognized terms or conditions. In any case (including negligence), any content or service provided through this device, Even if it has been notified in advance that there is a possibility of such damage, whether it is in contract or tort, any direct, indirect, accidental, special or corresponding loss or damage compensation costs, attorney fees, various expenses or any resulting For other losses or damages, or connecting any information contained, or the results caused by you or any third party using any content or service, MOONDROP Co. does not guarantees for its accuracy, validity, timeliness, legality or completeness."

Third-party services may be stopped or interrupted at any time, and MOONDROP Co. is not

responsible or guarantees for any content or the time period during which the service is available. The content and services are transmitted by third parties through networks and transmission equipment outside the control of MOONDROP. In addition to the generality of the exemption clause, MOONDROP also expressly stated that it does not assume any responsibility or obligation for any interruption or delay of any content or service applicable to this device.

MOONDROP Co has neither responsibility nor obligation for customer service involving content and services. Any service requirements related to content or services should be directly borne by the content and service providers.

Content of hazardous substances in products

| Name | Hazardous substances and elements | | | | | |
|--------------------|-----------------------------------|--------------|--------------|---------------------------|-------------------------------|---------------------------------------|
| | Lead (Pb) | Mercury (Hg) | Cadmium (Cd) | Hexavalent chromium(crOD) | Polybrominated biphenyls (BB) | Poly Australian Diphenyl Ether (PBDE) |
| Circuit components | X | O | O | O | O | O |
| Metal parts | O | O | O | O | O | O |
| Plastic parts | O | O | O | O | O | O |
| speaker | O | O | O | O | O | O |
| battery | X | O | O | O | O | O |
| annex | X | O | O | O | O | O |

This form is compiled in accordance with SJ/T 11364.

O: Indicates that the amount of the hazardous substance in all homogeneous materials of the part is below the limit requirement specified in GB/T 26572-2011.

X: Indicates that the content of the hazardous substance in at least one of the homogeneous materials of the part exceeds the limit requirement specified in GB/T 26572 2011, and there is currently no mature alternative in the industry. Please handle such parts or substances properly to avoid impact on the environment and human.



RoHS



FCC Statement

This equipment has been tested and found to comply with the limits for a Class B digital device, pursuant to part 15 of the FCC Rules. These limits are designed to provide reasonable protection against harmful interference in a residential installation. This equipment generates, uses and can radiate radio frequency energy and, if not installed and used in accordance with the instructions, may cause harmful interference to radio communications. However, there is no guarantee that interference will not occur in a particular installation. If this equipment does cause harmful interference to radio or television reception, which can be determined by turning the equipment off and on, the user is encouraged to try to correct the interference by one or more of the following measures:

- Reorient or relocate the receiving antenna.
- Increase the separation between the equipment and receiver.
- Connect the equipment into an outlet on a circuit different from that to which the receiver is connected.
- Consult the dealer or an experienced radio/TV technician for help.

Caution: Any changes or modifications to this device not explicitly approved by manufacturer could void your authority to operate this equipment.

This device complies with part 15 of the FCC Rules. Operation is subject to the following two conditions: (1) This device may not cause harmful interference, and (2) this device must accept any interference received, including interference that may cause undesired operation.

RF Exposure Information

The device has been evaluated to meet general RF exposure requirement. The device can be used in portable exposure condition without restriction.