

Exhibit 12 Test Setup Photos.


SECTION 2.1033(c) (21)

Contain at least one drawing or photograph showing the test set-up for each of the required types of tests applicable to the device for which certification is requested. These drawings or photographs must show enough detail to confirm other information contained in the test report. Any photographs used must be focused originals without glare or dark spots and must clearly show the test configuration used.

Response:

The following Photos show the test setup for the measurements in the Test Report.


Radiate Product Configuration on the Turntable.




Radiated Setup for Channel Power, Occupied Bandwidth, Edge of band and Modulation.




Radiated Emissions 30MHz-1 GHz




Radiated Emissions 1 GHz -18 GHz




Radiated Emissions 18 GHz-26.5 GHz




Radiated Emissions 26.5 GHz-37 GHz




Radiated Spurious Setup for 40-60 GHz




Radiated Spurious Setup for 60-90 GHz



Radiated Spurious Setup for 90-140 GHz



Radiated Spurious Setup for 140-200 GHz



Support and Remote Test Control

