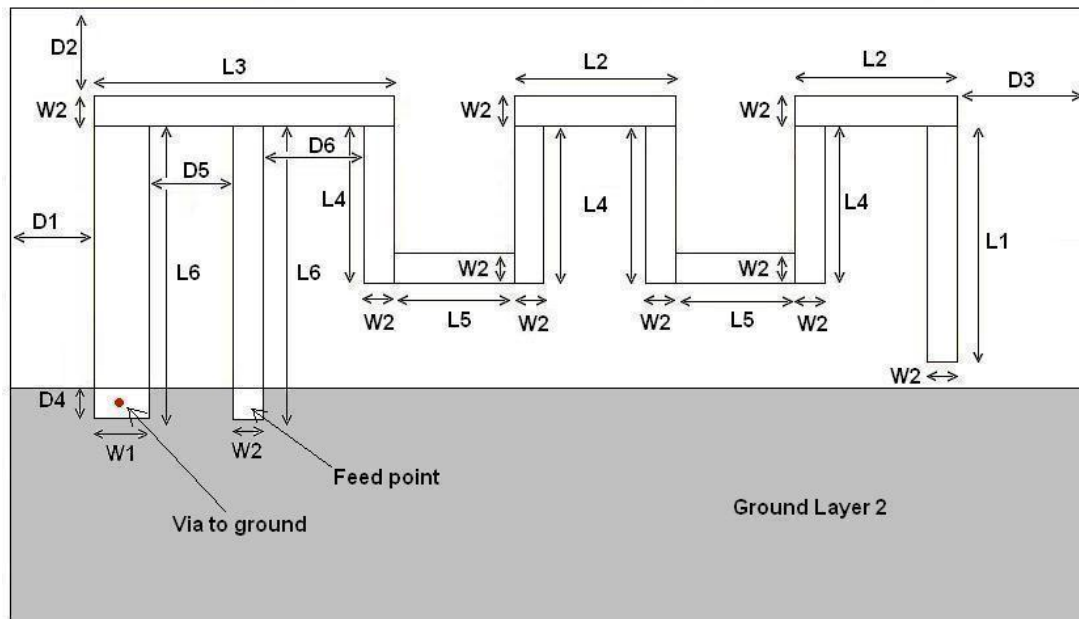


# Antenna specification

## Layout



## Antenna Dimensions

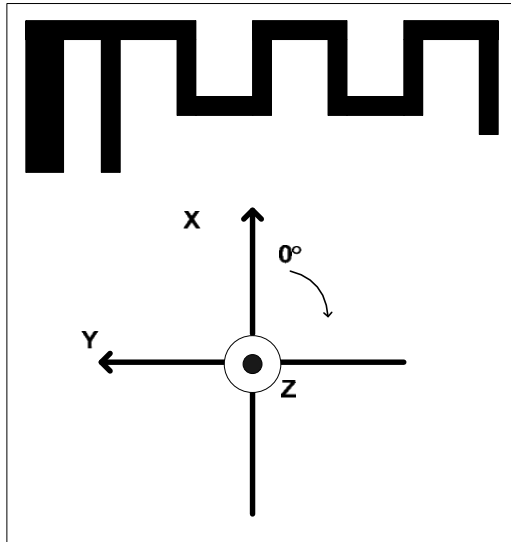
L1	3.94 mm
L2	2.70 mm
L3	5.00 mm
L4	2.64 mm
L5	2.00 mm
L6	4.90 mm
W1	0.90 mm
W2	0.50 mm

D1	0.50 mm
D2	0.30 mm
D3	0.30 mm
D4	0.50 mm
D5	1.40mm
D6	1.70 mm

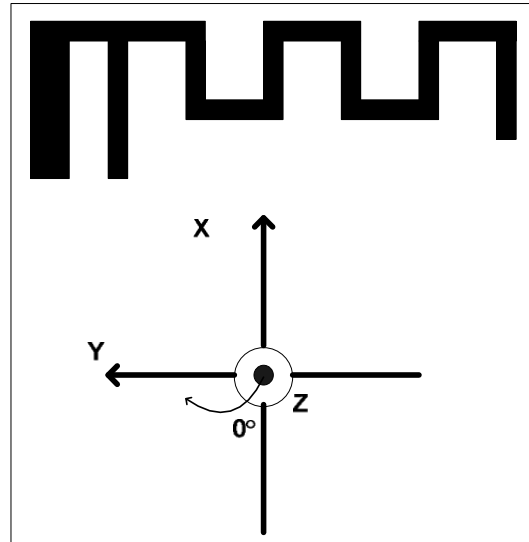
Antenna Dimensions

## Radiation Pattern

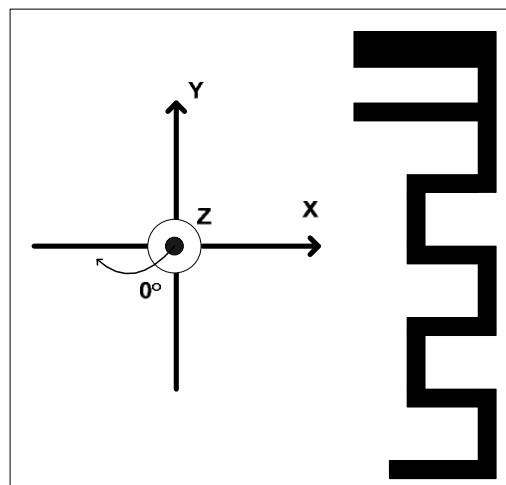
Figure shows radiation patterns for three planes, XY, XZ and YZ, measured with vertical and horizontal polarization.



XY plane



YZ plane



XZ plane

How to Relate the Antenna to the Radiation Patterns

All measurements were performed with 0 dBm output power.

增益：1dBI