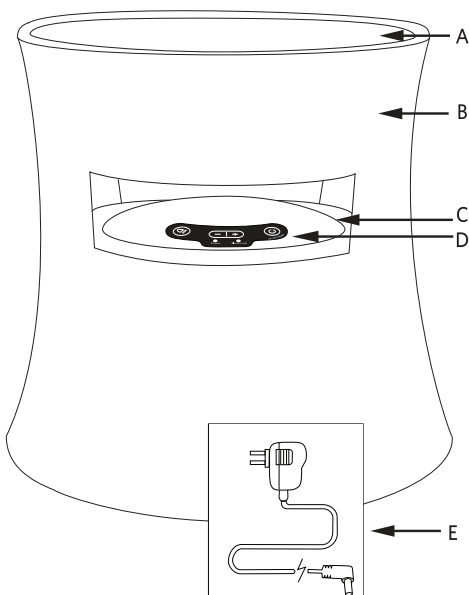




MUSICAL SIDE TABLE MODEL #: STS-1502



Instruction Manual

Please read this guide completely before using this product.
Save this guide for future reference.

Thank you for purchasing our product.

We would like to hear from you with any comments or suggestions. In the continental U.S. or Canada, you can call us toll-free at **1-888-301-0332** from 8 a.m. to 5 p.m. CST Monday-Friday. You can also send us an email using the feedback icon at SamsClub.com

Parts List

Part	Description	Quantity
A	Glass Top	1
B	Wicker Housing	1
C	Speaker	1
D	Control Panel	1
E	Power Supply	1

Features

- Powerful built-in 10W speaker
- Beautiful wicker housing
- Bluetooth® connectivity
- Frosted glass table top lens
- Warm white LED light
- Separate light switch to control the 35 lumen LED
- Sensor automatically turns speaker off after 30 minutes of inactivity
- More than 4 hours of run time on a full charge
- Includes 1 rechargeable 18650 2*3.7 V 2200 mAh Lithium Ion battery pack

Choosing the Right Location

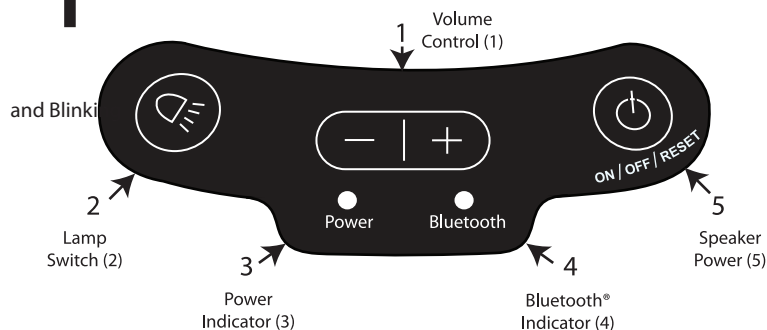
Your musical side table can be used indoors and outdoors, but avoid prolonged exposure to adverse conditions. Water, ice and other extreme weather events can adversely effect the speaker and can result in permanent malfunctions.

How the Side Table Speaker Works

The musical side table functions using Bluetooth® technology to wirelessly connect to a compatible device such as mobile phones, MP3 players, PCs, notebooks or tablet PCs, and other enabled devices. If your output device you intend to connect to the musical side table with is not Bluetooth® compatible, there are options such as a Bluetooth® adapter. Please refer to the device's operation manual for options and availabilities. Since audio is transferred by Bluetooth® technology, performance and sound quality will be dependent on distance from the speaker.

Usage

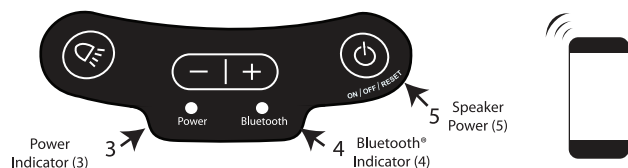
1 Knowing the control panel



NOTE: The LED light will not shut off automatically. Press the lamp switch (2) to turn it off. The Bluetooth® will shut off automatically after 30 minutes of inactivity.

3 Connecting the musical side table via Bluetooth®

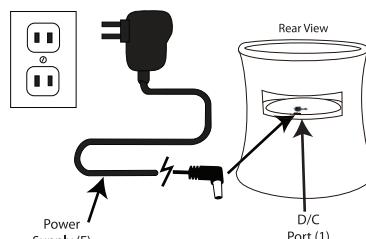
- Press the Speaker Power switch (5). The Power Indicator light (3) will illuminate and the Bluetooth® indicator (4) will flash.
- Activate the Bluetooth® output on your device. Allow your output device to search for the speaker (will display as "STS-1502".)



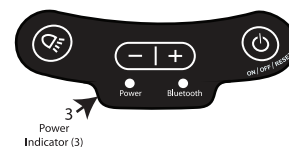
NOTE: A blue flashing light indicates the device is searching for an active Bluetooth® connection. An uninterrupted blue light indicates the speaker is connected to an output device via Bluetooth®. Everytime the speaker is connected/disconnected from a device by Bluetooth®, it will generate a brief acoustic tone.

2 Connecting the power supply

- Plug the power supply (E) into the D/C Port (1).



NOTE: If the speaker has not been used for a period of six months or more, it will require a charge before being able to function. A full charge will take about 6 hours.

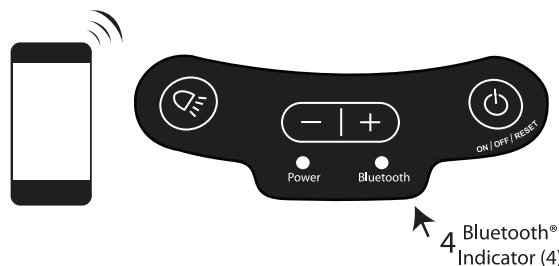


NOTE: Power Indicator (3) will change colors based off power levels.
Red and Blinking : Power less than 20%, charge immediately.
Yellow: Power is between 20%-80%
Green: Power is above 80%

When charging:
Flashing green: Speaker is being charged
Constant green: Speaker is fully charged

4 Connecting the musical side table via Bluetooth® (cont.)

- When you need to reset the Bluetooth devices, please press the Button of "ON/OFF /RESET" to turn it off, and then turn it on again, the reset function will be finished.
- The Bluetooth® indicator light (4) will stay on after successfully establishing a connection. You can now open your music or audio software and enjoy via the side table speaker.



Care & Cleaning

- Clean the musical side table with a dry cloth. Do not use any chemicals or abrasives.
- Keep the musical side table free of snow and debris as these may effect performance.

Speaker Warnings

- Read instruction manual carefully and store for future reference. Comply with all warnings and notes provided.
- Only use the musical side table as directed.
- Adverse conditions such as cold, extreme cold, extreme heat, humidity and dampness may effect speaker performance.
- Do not open, short circuit or disassemble speaker as injury may occur.
- Electronics must be recycled or disposed of properly.
- Always connect using the correct power supply.
- Ensure foreign objects such as pins, coins etc. do not enter the side table speaker.
- In order to prevent injury, ensure all maintenance is performed by a qualified professional.
- Do not listen to music or audio at high volumes. This may result in permanent hearing damage.
- Keep packaging and parts out of the reach of children. Films and other packaging materials pose the risk of suffocation.
- Do not place the unit near equipment that generates strong magnetic fields.
- Do not place heavy objects on the glass table top. They can cause breakage and result in injury from the glass.
- WARNING: The battery (battery or batteries or battery pack) shall not be exposed to excessive heat such as sunshine, fire or other high temperatures.
- CAUTION: Danger of explosion if battery is incorrectly replaced. Replace only with the same or equivalent type.

Maintenance

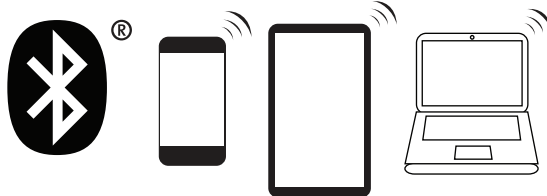
- Do not open the speaker.
- Do not attempt to repair the musical side table. For customer service or maintenance issues, please contact the manufacturer at **1-888-301-0332**

Bluetooth® devices



NOTE: Not all Bluetooth® enabled devices function the same way. Please refer to the device's instruction manual regarding the use of this functionality.

Bluetooth® is a registered trademark owned by BLUETOOTH SIG, INC.



WARNING: Changes or modifications to this unit not expressly approved by the party responsible for compliance could void the user's authority to operate the equipment.

NOTE: This equipment has been tested and found to comply with the limits for a Class B digital device, pursuant to Part 15 of the FCC Rules. These limits are designed to provide reasonable protection against harmful interference in a residential installation. This equipment generates, uses and can radiate radio frequency energy and, if not installed and used in accordance with the instructions, may cause harmful interference to radio communications.

However, there is no guarantee that interference will not occur in a particular installation. If this equipment does cause harmful interference to radio or television reception, which can be determined by turning the equipment off and on, the user is encouraged to try to correct the interference by one or more of the following measures:

- Reorient or relocate the receiving antenna.
- Increase the separation between the equipment and receiver.
- Connect the equipment into an outlet on a circuit different from that to which the receiver is connected.
- Consult the dealer or an experienced radio/TV technician for help.



CAUTION: Never leave children unattended with the musical side table.



IMPORTANT: Dispose of electronics in accordance with local, state and federal regulations.

Troubleshooting

Problem	Solution
Bluetooth® enabled device will not connect to the musical side table.	<ul style="list-style-type: none">□ The Bluetooth® enabled device is not properly functioning. Consult the device's instruction manual.□ The device is too far away. The maximum distance between the musical side table and output device should not exceed approximately 10 meters.□ Path between output device and speaker might be blocked. Sound interferences can be caused by obstacles such as walls and other objects.□ The Bluetooth® device and musical side table were not properly connected. Please refer to Usage portion of this manual and re-try the steps.
Output device is connected but no sound is being produced.	<ul style="list-style-type: none">□ There is no power. Check the power supply and the D/C port connection.□ The volume is too low. Adjust using the volume knob on the control panel or on the output device.□ The output device is not functioning properly. Refer to the device's instruction manual.

One Year Limited Manufacturer's Warranty

Manufacturer warrants this product to be free for one (1) year against any defects that are due to faulty materials or workmanship. Manufacturer shall promptly correct such defects by repair or replacement, at its option. This warranty covers only product defects and shall expire one year after the date of purchase by the original purchaser. Proof of Purchase (Sales Receipt) is required.

This warranty does not apply to (1) bulbs and batteries or (2) defects caused by and resulting from misuse, neglect, accident or improper operation, maintenance, storage, transportation handling of the product. The warranty does not cover any transportation costs for return of the product or for reshipment of any repaired or replaced product, or cost associated with installation, removal or reinstallation of the product. This warranty extends to the original purchaser only and is not transferable or assignable to subsequent purchasers. This warranty does not cover surface scratches or weathering as this is considered normal wear.

Manufacturer shall have no responsibility for damage to persons or property or other loss or injury resulting from a defect in the product or from improper use or installation. UNDER NO CIRCUMSTANCES SHALL MANUFACTURER BE LIABLE SPECIAL OR CONSEQUENTIAL DAMAGES. ANY WARRANTIES IMPLIED BY LAW, INCLUDING THOSE OF MERCHANTABILITY AND FITNESS FOR A PARTICULAR PURPOSE, ARE LIMITED IN DURATION TO ONE YEAR AFTER THE DATE OF THE ORIGINAL PURCHASE. In no event shall Manufacturer's liability under this warranty exceed the cost of repair or replacing such defective product, and Manufacturer's maximum liability under any warranty is in lieu of all other warranties expressed or implied.

Some states do not allow the exclusion or limitation of special or consequential damages or allow limitations on how long an implied warranty lasts, so the above limitation may not apply to you. This warranty gives you specific legal rights, and you may have rights that vary from state to state. If you feel you have a claim under this warranty, contact consumer service for advice on handling the claim. Written notice of any defects must be given to manufacturer upon discovery.

For product or warranty inquiries, please contact **1-888-301-0332**

Made in China