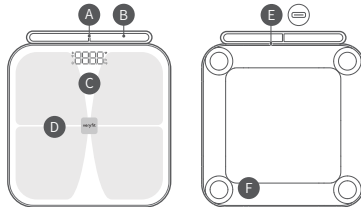


veryfit



VF-SW01 • Smart Weight Scale Pro Getting Started

Appearance



- A Magnetic pull rod
- B Electrode sheet
- C LED Display screen
- D ITO Electrode pattern
- E Type-C Charging port
- F Base

Charge and power on

Before binding, please gently step on the scale to make the screen of the body fat scale light up and make sure your phone's Bluetooth is on; if you can't light up the screen, please use the included charging cable to charge the body fat scale.

Download and install VeryFit App and pair connections

Download and install the latest version of VeryFit App on App Store, Google Play or scan the QR code below.

Open the App and turn on the Bluetooth function of your phone; select the body fat scale in the App device type list and follow the App interface prompts to complete the pairing.

- ! If the scale is not bound for a long period of time, it will enter standby mode, and reloading the scale will allow it to enter the pairing state again.
- After pairing is complete, you can follow the App interface prompts to complete the WLAN settings.
- Please fill in the real body information, otherwise it will affect the accuracy of the body composition data.

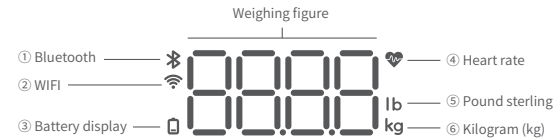


Start measuring

Please get on the scale barefoot and stand with your feet apart; pull out and hold the handle firmly with both hands and cover the electrode sheet on the handle; raise your arm, which is straight and at an angle of about 30 degrees to your body, and keep it still until you have completed all the measurements. The body fat scale will first measure the weight, and after the weight measurement is completed, it will go to the body fat measurement and heart rate measurement respectively.

- ! For people using medical implanted devices (e.g. pacemakers, cochlear implants) and pregnant women, do not use this body fat scale.
- Please use the body fat scale by placing it on a firm and flat hard surface, avoid using it on carpeted or soft surfaces as this will affect the accuracy.
- Please make sure that the scale feet are free of debris, are not stuck in brick cracks, and are not padded. When moving the body fat scale, please do not drag or kick it with your feet as this may result in inaccurate measurements.
- When measuring body fat, please remove shoes and socks, stand barefoot on the scale and pull up the handle. If you just get on the scale without pulling up the handle, you will not be able to measure body fat and heart rate.
- When measuring your heart rate, please do so in a calm state; mood swings or activity may affect the accuracy of the results.

Display instructions



- ① Bluetooth
- ② WIFI

Pending connection: Icon blinking.
Connected: Icon is always on.

- ③ Battery display

Power on display: Battery symbol + Lo about 3S shutdown, indicating that the battery is inefficient and should be charged as soon as possible to the scale.
Charging: Is displayed “-” .
Charging complete: Is displayed “- - -” .

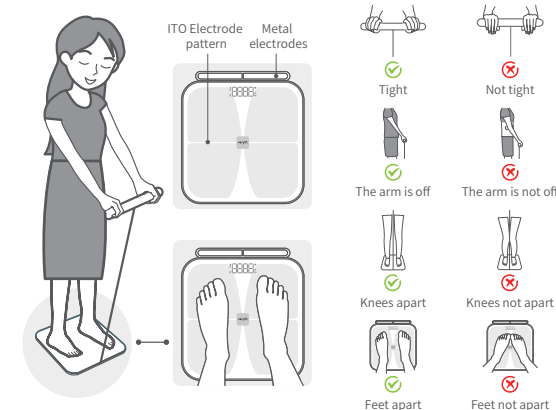
- ④ Heart rate

During measurement: Heart rate icon blinks.
Measurement complete: The heart rate icon stops blinking, lights up and displays the heart rate value.

- ⑤ Pound sterling
- ⑥ Kilogram (kg)

Units displayed can be switched via the App.

Example of correct/incorrect measurement operation



Notes:

- Measurement must be done barefoot, with the skin of the foot in even contact with the “ITO electrode pattern”; hold the handle in the hand and press both hands against the “metal electrodes”.
- It must be placed on a hard, flat surface, and no soft materials may be placed on the bottom of the scale.
- The plastic bag in which the product is packaged must be removed to allow skin contact with the electrode pads for measurement.
- The first time you get on the scale to measure, please get on the scale only after the screen returns to “0.0”, and then get off the scale when the APP prompts that the measurement is finished.

For more features and frequently asked questions, please go through the user guide on the App device details page.

Basic parameters

Product name	Smart Weight Scale Pro
Product model	VF-SW01
Product sizes	320x320x33mm
Product net weight	2.05kg
Weighing range	0.1-180kg
Charging port	Type-C
Connection method	Bluetooth & Wi-Fi connectivity
Operating humidity range	<90%RH
Main material	ABS+Tempered glass
Battery capacity	500mAh

Labeling of restricted substance content

Unit (note)	Restricted substances and their chemical symbols									
	Pb	Hg	Cd	Cr6+	PBB	PBDE	DEHP	BBP	DBP	DIBP
Plastic shell	○	○	○	○	○	○	○	○	○	○
Circuit	—	○	○	○	○	○	○	○	○	○
Metal component	○	○	○	○	○	○	○	○	○	○
Rubber component	○	○	○	○	○	○	○	○	○	○
Battery	○	○	○	○	○	○	○	○	○	○

1. “Exceeding 0.1 wt%” and “Exceeding 0.01 wt%” means that the percentage content of restricted substances exceeds the percentage content benchmark value.

2. “○” means that the percentage content of the restricted substance does not exceed the percentage content benchmark value.

3. “—” means that the restricted substance is an excluded item.

Warnings

Important notes

- Before operating the device, be sure to read and follow the following tips and recommendations, which will help ensure optimal performance and avoid any possible hazards or violations.
- Radio waves from the device may interfere with the proper functioning of implanted medical devices or personal medical equipment, such as pacemakers, cochlear implanted hearing aids, etc. If you are using one of these medical devices, consult the manufacturer for restrictions on the use of this device.
- The data measured by the body fat scale is for reference only and is not intended as medical advice. The following groups of people may result in the inability to accurately obtain body data: minors, professional athletes, pregnant mothers.

operating environment

- This equipment should not be used in locations where wireless devices are expressly prohibited, as this may affect other electronic devices or cause safety problems. If it is necessary to use this equipment, please check the regulations of the respective premises beforehand and comply with them.
- To ensure proper operation of the unit and to avoid malfunctions, do not use the unit in dusty, damp, dirty or near magnetic fields.
 - Please use the device in a suitable temperature range environment, too high or too low a temperature may cause the device to malfunction.
 - Keep away from heat sources or open flames, such as electric heaters and microwave ovens.
 - To prevent device malfunction or injury due to misuse by children or pets, keep equipment and accessories in a safe place.
 - To avoid slipping and device damage, do not use on wet or slippery surfaces.
 - To ensure the accuracy of the measurement data and to avoid malfunctions such as water ingress into the device, do not take measurements when your body or the soles of your feet are wet.
 - Do not place the product under heavy objects exceeding the maximum load-bearing range to prevent injury from broken glass. If the appearance is broken, please stop using it immediately.

Maintenance

- To keep the device in good operating condition and to extend its service life, keep the device and its accessories dry.
- Do not use external heating devices such as microwave ovens or hair dryers for drying processes.

- Do not leave the device and its accessories in areas where the temperature is too high or too low, as this may cause the device to malfunction, catch fire or explode.
- To prevent damage to the unit and its accessories that could lead to malfunction, avoid subjecting it to strong shocks or vibrations.
- Discontinue use and disconnect from other equipment before cleaning and servicing the unit.
- Do not use aggressive chemicals, cleaning agents or strong detergents to clean the equipment and accessories; wipe with a clean, dry, soft cloth.
- Do not disassemble or modify the device and accessories without authorization.

FCC Caution

Any changes or modifications not expressly approved by the party responsible for compliance could void the user's authority to operate the equipment.

This device complies with Part 15 of the FCC Rules. Operation is subject to the following two conditions:

(1) this device may not cause harmful interference, and

(2) this device must accept any interference received, including interference that may cause undesired operation.

FCC Statement

Note: This equipment has been tested and found to comply with the limits for a Class B digital device, pursuant to Part 15 of the FCC Rules. These limits are designed to provide reasonable protection against harmful interference in a residential installation. This equipment generates, uses, and can radiate radio frequency energy, and if not installed and used in accordance with the instructions, may cause harmful interference to radio communications. However, there is no guarantee that interference will not occur in a particular installation. If this equipment does cause harmful interference to radio or television reception, which can be determined by turning the equipment off and on, the user is encouraged to try to correct the interference by one or more of the following measures:

- Reorient or relocate the receiving antenna.
- Increase the separation between the equipment and receiver.
- Connect the equipment into an outlet on a circuit different from that to which the receiver is connected.
- Consult the dealer or an experienced radio/TV technician for help.

Responsible Party

Company name: Cleveland International Trade Agency

Address: 4033 ST Clair Ave, Cleveland, OH 44103, USA

Tel: 216-600-0606

E-mail : Georgewu7012@gmail.com

VF-SW01



This product is suitable for daily use by people who are concerned about their health and need to know their weight, body shape, fat and muscle mass. It provides measurements and analysis of various parameter indicators, but does not function as a diagnostic, preventive, therapeutic or monitoring device for disease. In addition, this product is not intended as a medical device and therefore the health data and recommendations provided should only be used for reference purposes and should not be considered as a basis for diagnosis and treatment.



名称

体脂秤 说明书

材质

80G哑粉

尺寸

展开尺寸:450X90mm
成品尺寸:90X90mm

装订方式

风琴折

颜色

四色印刷