



7.10 Test Setup (Photographs)

7.10.1 AC Powerline Conducted Emission




– Front View –




– Side View –

Photograph present configuration with maximum emission


7.10.2 Radiated Emission

– Front View–




– Rear View –


Photograph present configuration with maximum emission



– X axis –



– Y axis –



—Z axis—