

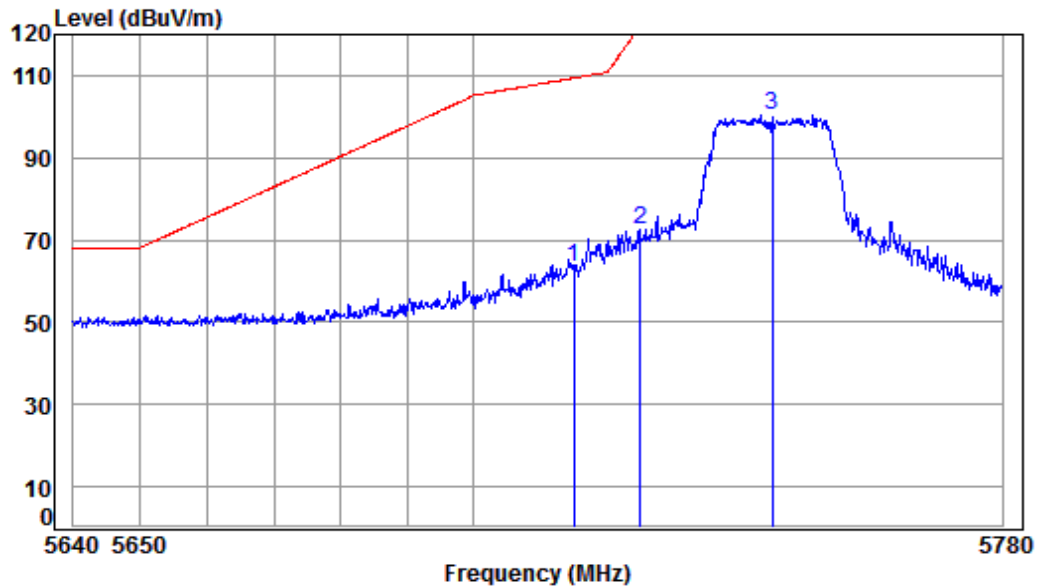


SGS-CSTC Standards Technical Services Co., Ltd.
Shenzhen Branch

Report No.: SZEM180100021802

Page: 601 of 818

Test mode:	802.11ac(HT20)	Frequency(MHz):	5745	Peak	Horizontal
------------	----------------	-----------------	------	------	------------



Condition: 3m HORIZONTAL

Job No : 0217RG

Mode : 5745 Band edge

: Ant 2 5G WIFI 11AC CH149

		Cable	Ant	Preamp	Read		Limit	Over	
	Freq	Loss	Factor	Factor	Level	Level	Line	Limit	Remark
	MHz	dB	dB/m	dB	dBuV	dBuV/m	dBuV/m	dB	
1	5715.000	9.61	34.53	38.13	57.19	63.20	109.40	-46.20	peak
2	5725.000	9.64	34.54	38.13	66.37	72.42	122.20	-49.78	peak
3 pp	5745.000	9.71	34.55	38.12	94.37	100.51	125.20	-24.69	peak

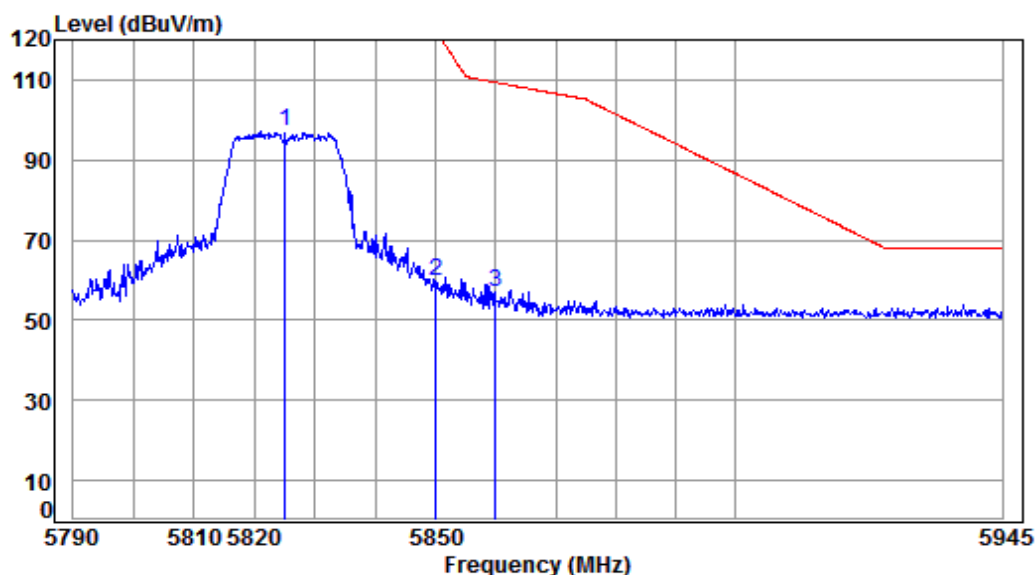


SGS-CSTC Standards Technical Services Co., Ltd.
Shenzhen Branch

Report No.: SZEM180100021802

Page: 602 of 818

Test mode:	802.11ac(HT20)	Frequency(MHz):	5825	Peak	Vertical
------------	----------------	-----------------	------	------	----------



Condition: 3m VERTICAL

Job No : 0217RG

Mode : 5825 Band edge

: Ant 2 5G WIFI 11AC CH165

		Cable	Ant	Preamp	Read	Limit	Over	
	Freq	Loss	Factor	Factor	Level	Level	Line	Limit Remark
	MHz	dB	dB/m	dB	dBuV	dBuV/m	dBuV/m	dB
1	pp 5825.000	9.98	34.60	38.12	90.69	97.15	125.20	-28.05 peak
2	5850.000	10.07	34.61	38.11	53.00	59.57	122.20	-62.63 peak
3	5860.000	10.10	34.62	38.11	50.21	56.82	109.40	-52.58 peak

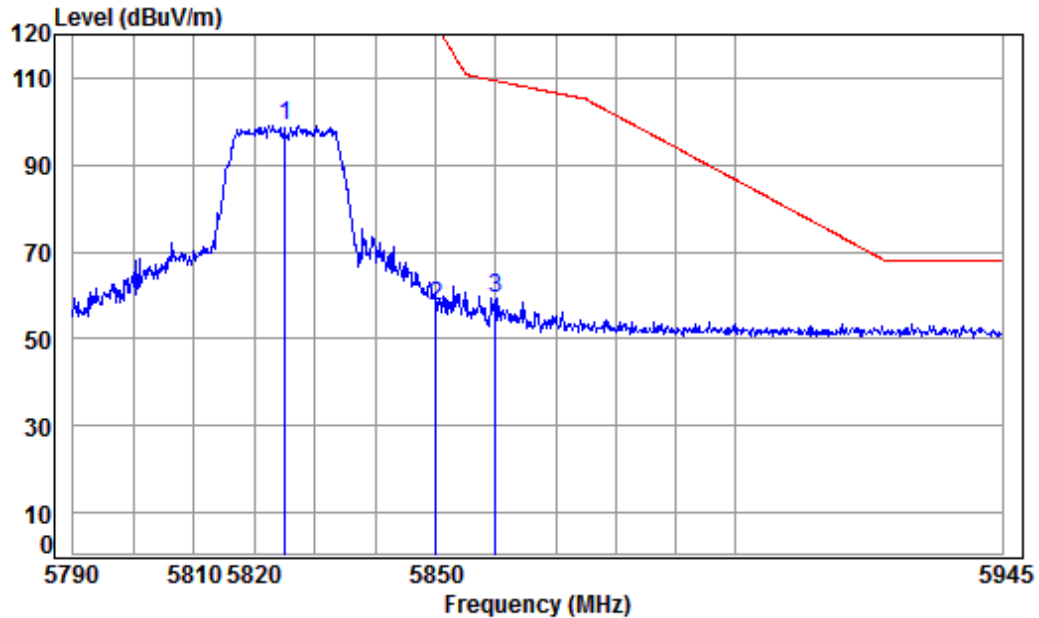


SGS-CSTC Standards Technical Services Co., Ltd.
Shenzhen Branch

Report No.: SZEM180100021802

Page: 603 of 818

Test mode:	802.11ac(HT20)	Frequency(MHz):	5825	Peak	Horizontal
------------	----------------	-----------------	------	------	------------



Condition: 3m HORIZONTAL

Job No : 0217RG

Mode : 5825 Band edge

: Ant 2 5G WIFI 11AC CH165

		Cable	Ant	Preamp	Read	Limit	Over	
	Freq	Loss	Factor	Factor	Level	Level	Line	Limit Remark
	MHz	dB	dB/m	dB	dBuV	dBuV/m	dBuV/m	dB
1 pp	5825.000	9.98	34.60	38.12	92.73	99.19	125.20	-26.01 peak
2	5850.000	10.07	34.61	38.11	50.91	57.48	122.20	-64.72 peak
3	5860.000	10.10	34.62	38.11	52.91	59.52	109.40	-49.88 peak

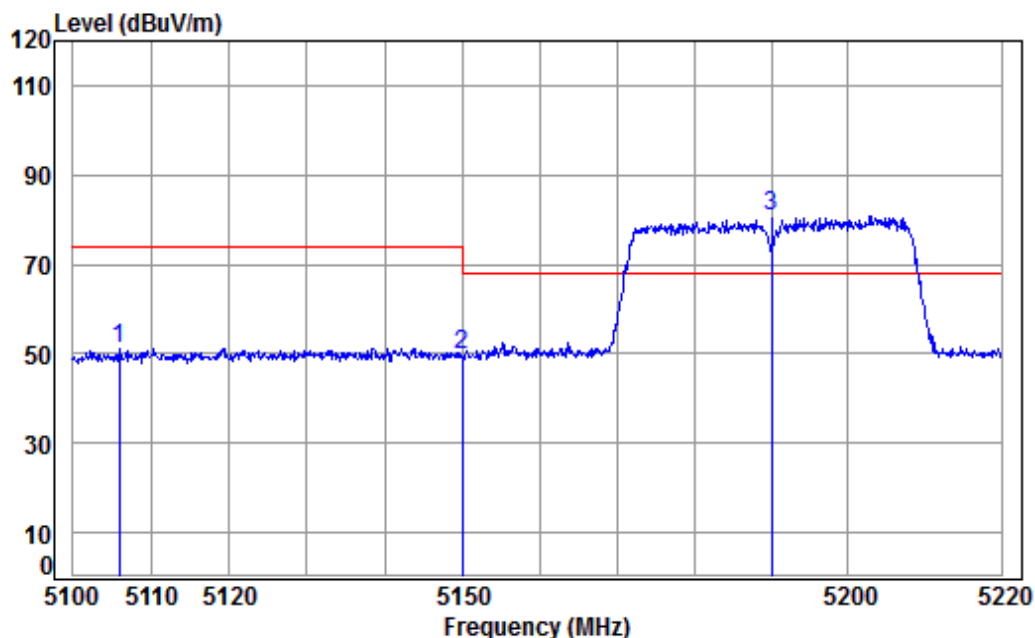


SGS-CSTC Standards Technical Services Co., Ltd.
Shenzhen Branch

Report No.: SZEM180100021802

Page: 604 of 818

Test mode:	802.11n(HT40)	Frequency(MHz):	5190	Peak	Vertical
------------	---------------	-----------------	------	------	----------



Condition: 3m VERTICAL

Job No : 0217RG

Mode : 5190 Band edge

: Ant 2 5G WIFI 11N(40) CH38

		Cable	Ant	Preamp	Read		Limit	Over	
	Freq	Loss	Factor	Factor	Level	Level	Line	Limit	Remark
	MHz	dB	dB/m	dB	dBuV	dBuV/m	dBuV/m	dB	
1	5105.934	8.26	34.48	38.19	46.75	51.30	74.00	-22.70	Peak
2	5149.980	8.33	34.47	38.18	45.12	49.74	74.00	-24.26	Peak
3 pp	5190.000	8.39	34.46	38.18	76.29	80.96	68.20	12.76	Peak

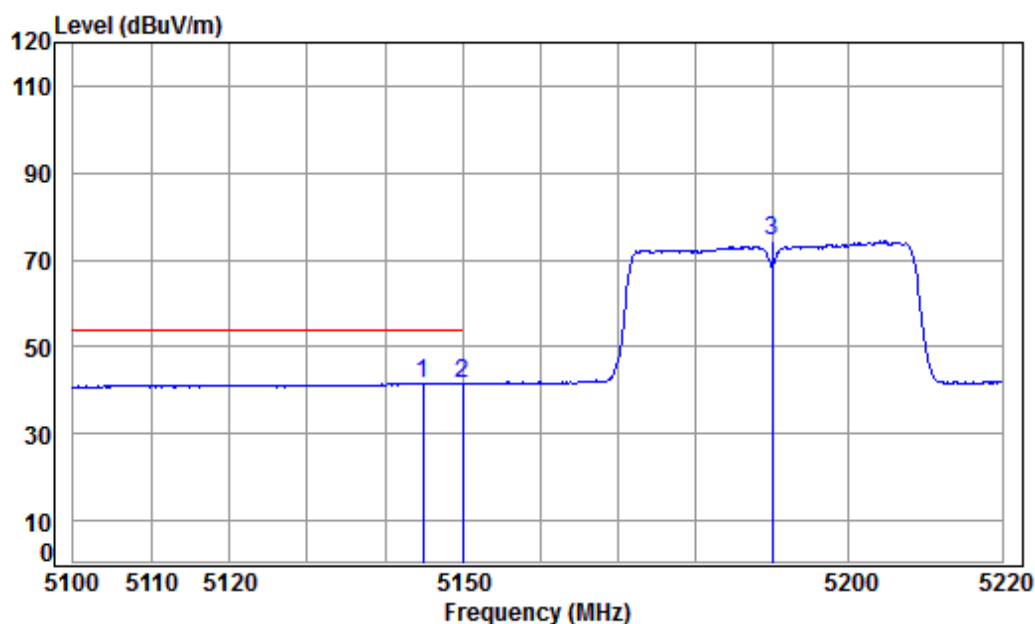


SGS-CSTC Standards Technical Services Co., Ltd.
Shenzhen Branch

Report No.: SZEM180100021802

Page: 605 of 818

Test mode:	802.11n(HT40)	Frequency(MHz):	5190	Average	Vertical
------------	---------------	-----------------	------	---------	----------



Condition: 3m VERTICAL

Job No : 0217RG

Mode : 5190 Band edge

: Ant 2 5G WIFI 11N(40) CH38

		Cable	Ant	Preamp	Read	Limit	Over	
	Freq	Loss	Factor	Factor	Level	Level	Line	Limit Remark
	MHz	dB	dB/m	dB	dBuV	dBuV/m	dBuV/m	dB
1 pp	5144.913	8.32	34.47	38.18	36.88	41.49	54.00	-12.51 Average
2	5149.980	8.33	34.47	38.18	36.75	41.37	54.00	-12.63 Average
3	5190.000	8.39	34.46	38.18	69.52	74.19	-----	----- Average

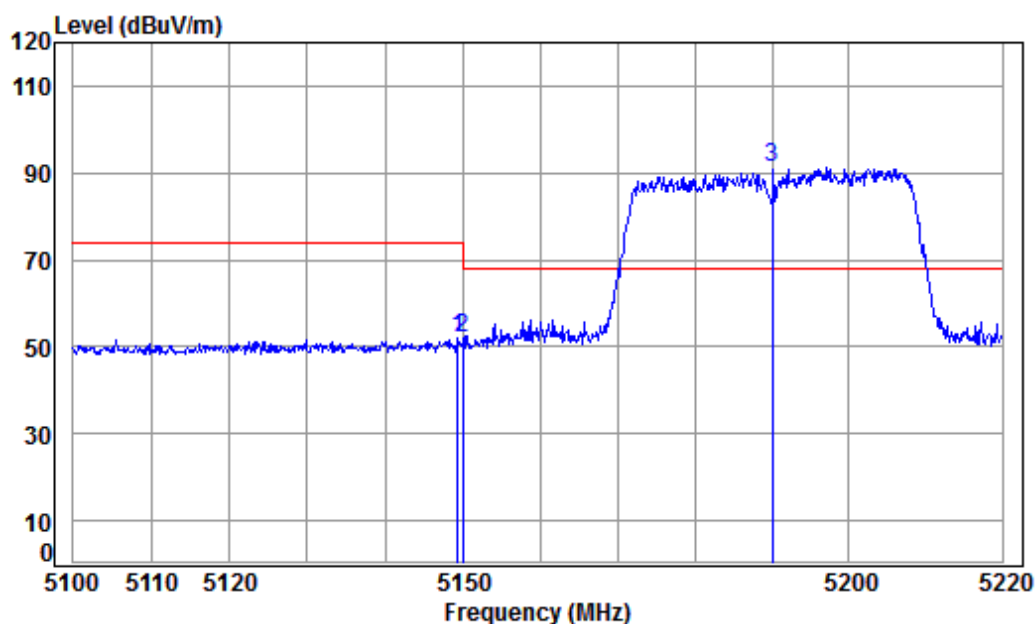


SGS-CSTC Standards Technical Services Co., Ltd.
Shenzhen Branch

Report No.: SZEM180100021802

Page: 606 of 818

Test mode:	802.11n(HT40)	Frequency(MHz):	5190	Peak	Horizontal
------------	---------------	-----------------	------	------	------------



Condition: 3m HORIZONTAL

Job No : 0217RG

Mode : 5190 Band edge

: Ant 2 5G WIFI 11N(40) CH38

	Freq	Cable Loss	Ant Factor	Preamplifier Factor	Read Level	Limit Level	Limit Line	Over Limit	Remark
	MHz	dB	dB/m	dB	dBuV	dBuV/m	dBuV/m	dB	
1	5149.342	8.32	34.47	38.18	47.19	51.80	74.00	-22.20	peak
2	5149.980	8.33	34.47	38.18	47.50	52.12	74.00	-21.88	peak
3 pp	5190.000	8.39	34.46	38.18	86.47	91.14	68.20	22.94	peak

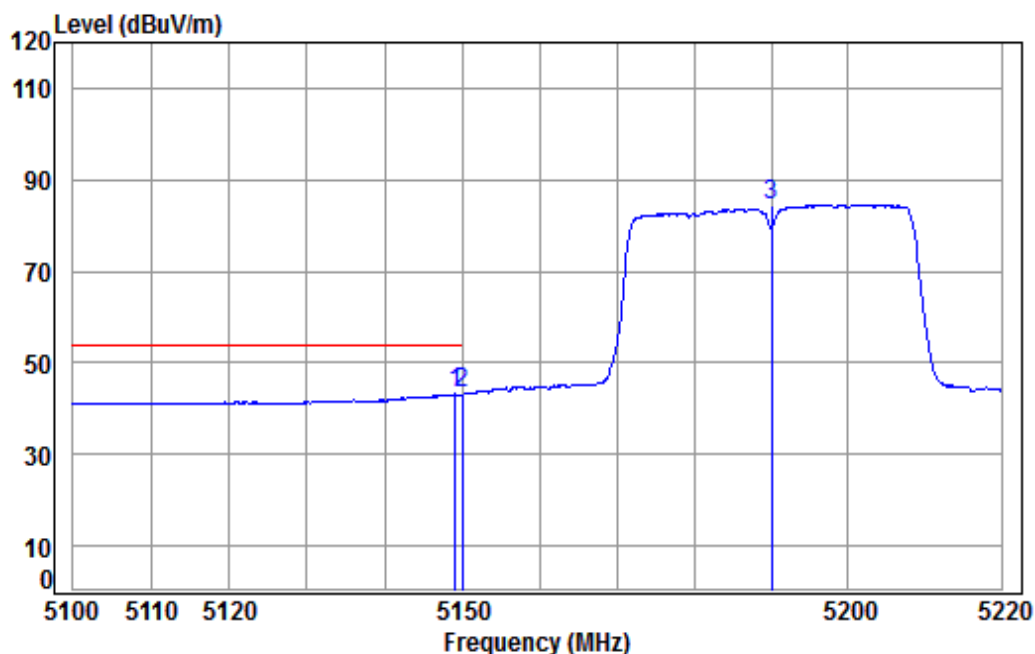


SGS-CSTC Standards Technical Services Co., Ltd.
Shenzhen Branch

Report No.: SZEM180100021802

Page: 607 of 818

Test mode:	802.11n(HT40)	Frequency(MHz):	5190	Average	Horizontal
------------	---------------	-----------------	------	---------	------------



Condition: 3m HORIZONTAL

Job No : 0217RG

Mode : 5190 Band edge

: Ant 2 5G WIFI 11N(40) CH38

		Cable	Ant	Preamp	Read		Limit	Over	
	Freq	Loss	Factor	Factor	Level	Level	Line	Limit	Remark
	MHz	dB	dB/m	dB	dBuV	dBuV/m	dBuV/m	dB	
1	5149.102	8.32	34.47	38.18	38.56	43.17	54.00	-10.83	Average
2	pp 5149.980	8.33	34.47	38.18	38.58	43.20	54.00	-10.80	Average
3	5190.000	8.39	34.46	38.18	79.95	84.62	-----	-----	Average

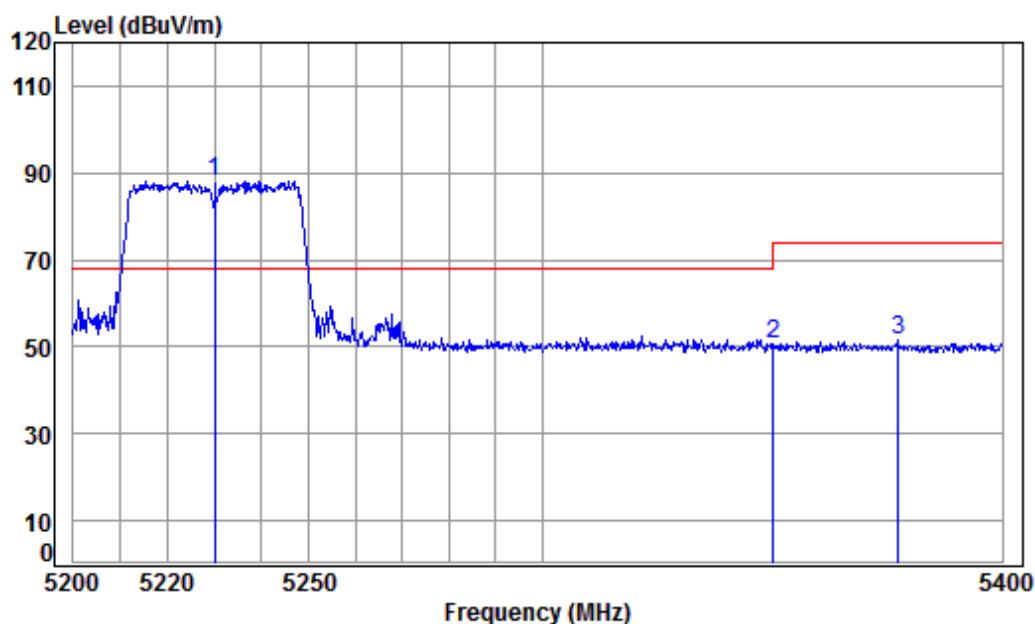


SGS-CSTC Standards Technical Services Co., Ltd.
Shenzhen Branch

Report No.: SZEM180100021802

Page: 608 of 818

Test mode:	802.11n(HT40)	Frequency(MHz):	5230	Peak	Vertical
------------	---------------	-----------------	------	------	----------



Condition: 3m VERTICAL

Job No : 0217RG

Mode : 5230 Band edge

: Ant 2 5G WIFI 11N(40) CH46

	Freq	Cable Loss	Ant Factor	Preamp Factor	Read Level	Limit Level	Over Limit	Remark
	MHz	dB	dB/m	dB	dBuV	dBuV/m	dBuV/m	dB
1 pp	5230.000	8.45	34.45	38.18	83.46	88.18	68.20	19.98 Peak
2	5350.020	8.63	34.43	38.16	45.66	50.56	74.00	-23.44 Peak
3	5377.223	8.67	34.42	38.16	46.56	51.49	74.00	-22.51 Peak

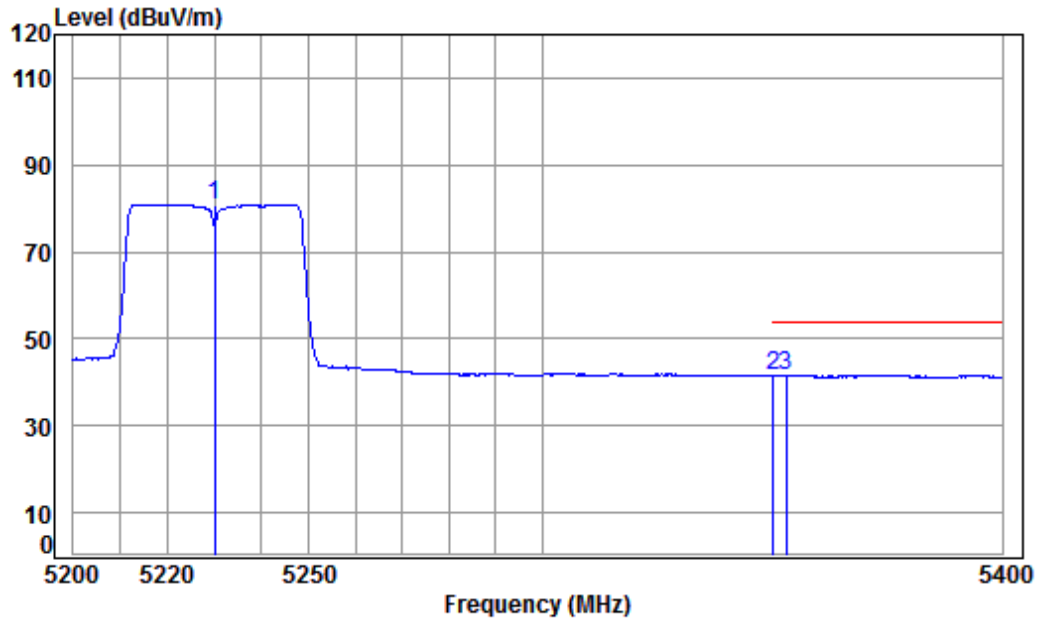


SGS-CSTC Standards Technical Services Co., Ltd.
Shenzhen Branch

Report No.: SZEM180100021802

Page: 609 of 818

Test mode:	802.11n(HT40)	Frequency(MHz):	5230	Average	Vertical
------------	---------------	-----------------	------	---------	----------



Condition: 3m VERTICAL

Job No : 0217RG

Mode : 5230 Band edge

: Ant 2 5G WIFI 11N(40) CH46

	Freq	Cable Loss	Ant Factor	Preamplifier Factor	Read Level	Limit Level	Limit Line	Over Limit	Remark
	MHz	dB	dB/m	dB	dBuV	dBuV/m	dBuV/m	dB	
1	5230.000	8.45	34.45	38.18	76.26	80.98	-----	-----	Average
2	5350.020	8.63	34.43	38.16	36.75	41.65	54.00	-12.35	Average
3 pp	5352.723	8.63	34.43	38.16	36.82	41.72	54.00	-12.28	Average

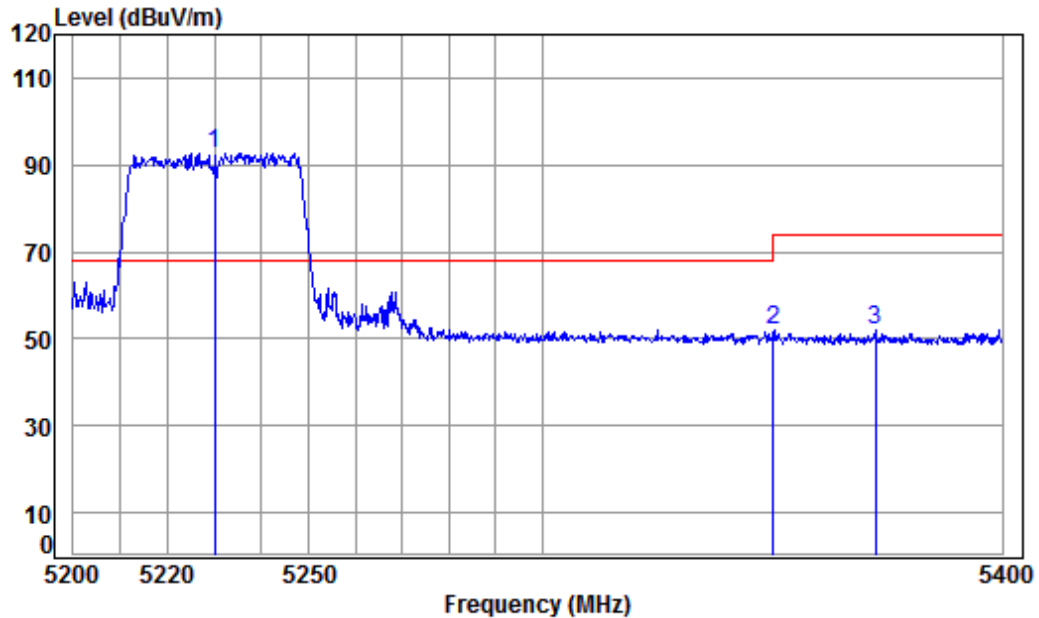


SGS-CSTC Standards Technical Services Co., Ltd.
Shenzhen Branch

Report No.: SZEM180100021802

Page: 610 of 818

Test mode:	802.11n(HT40)	Frequency(MHz):	5230	Peak	Horizontal
------------	---------------	-----------------	------	------	------------



Condition: 3m HORIZONTAL

Job No : 0217RG

Mode : 5230 Band edge

: Ant 2 5G WIFI 11N(40) CH46

	Freq	Cable Loss	Ant Factor	Preamp Factor	Read Level	Limit Level	Over Limit	Remark
	MHz	dB	dB/m	dB	dBuV	dBuV/m	dBuV/m	dB
1 pp	5230.000	8.45	34.45	38.18	88.10	92.82	68.20	24.62 peak
2	5350.020	8.63	34.43	38.16	47.04	51.94	74.00	-22.06 peak
3	5372.354	8.66	34.42	38.16	46.91	51.83	74.00	-22.17 peak

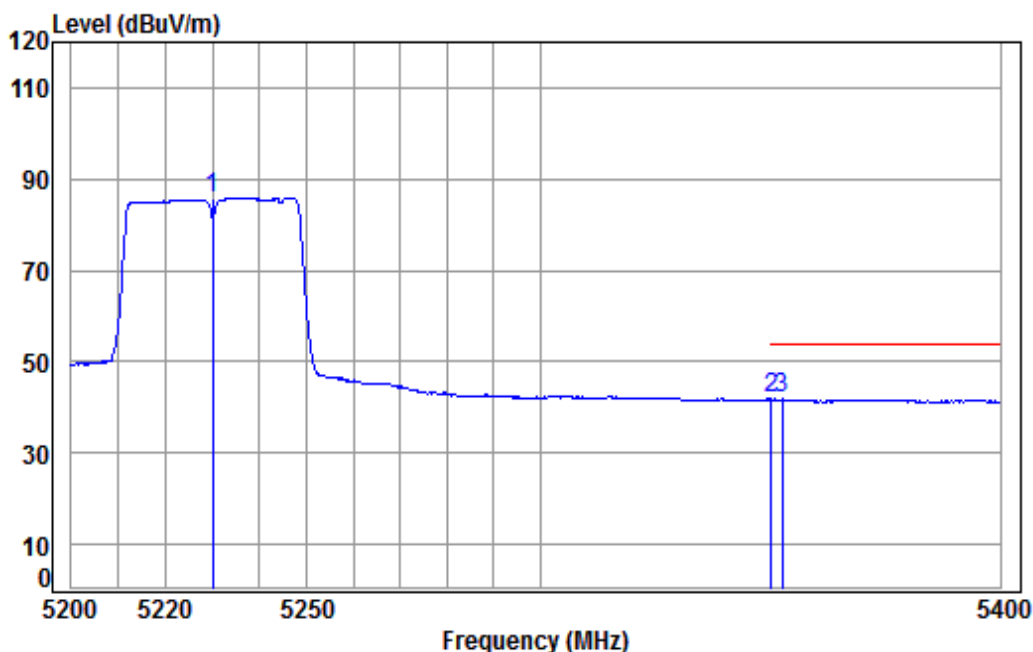


SGS-CSTC Standards Technical Services Co., Ltd.
Shenzhen Branch

Report No.: SZEM180100021802

Page: 611 of 818

Test mode:	802.11n(HT40)	Frequency(MHz):	5230	Average	Horizontal
------------	---------------	-----------------	------	---------	------------



Condition: 3m HORIZONTAL

Job No : 0217RG

Mode : 5230 Band edge

: Ant 2 5G WIFI 11N(40) CH46

		Cable	Ant	Preamp	Read	Limit	Over	
	Freq	Loss	Factor	Factor	Level	Level	Line	Limit Remark
	MHz	dB	dB/m	dB	dBuV	dBuV/m	dBuV/m	dB
1	5230.000	8.45	34.45	38.18	81.22	85.94	-----	----- Average
2	5350.020	8.63	34.43	38.16	36.86	41.76	54.00	-12.24 Average
3 pp	5352.319	8.63	34.43	38.16	36.87	41.77	54.00	-12.23 Average

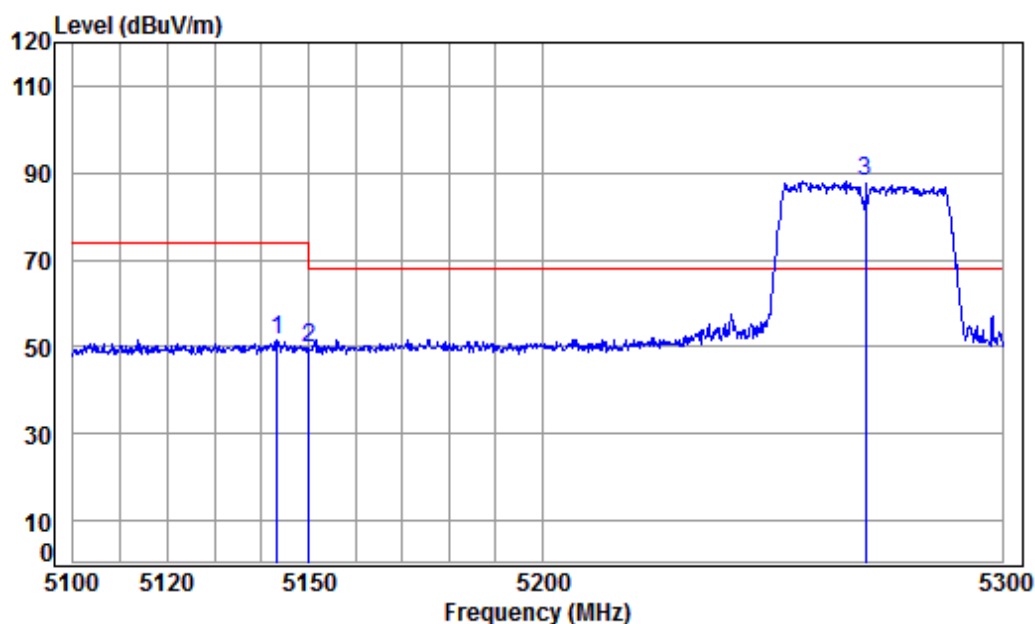


SGS-CSTC Standards Technical Services Co., Ltd.
Shenzhen Branch

Report No.: SZEM180100021802

Page: 612 of 818

Test mode:	802.11n(HT40)	Frequency(MHz):	5270	Peak	Vertical
------------	---------------	-----------------	------	------	----------



Condition: 3m VERTICAL

Job No : 0217RG

Mode : 5270 Band edge

: Ant 2 5G WIFI 11N(40) CH54

	Freq	Cable Loss	Ant Factor	Preamplifier Factor	Read Level	Limit Level	Limit Line	Over Limit	Remark
	MHz	dB	dB/m	dB	dBuV	dBuV/m	dBuV/m	dB	
1	5143.342	8.32	34.47	38.18	47.10	51.71	74.00	-22.29	Peak
2	5149.980	8.33	34.47	38.18	45.14	49.76	74.00	-24.24	Peak
3 pp	5270.000	8.51	34.44	38.17	83.31	88.09	68.20	19.89	Peak

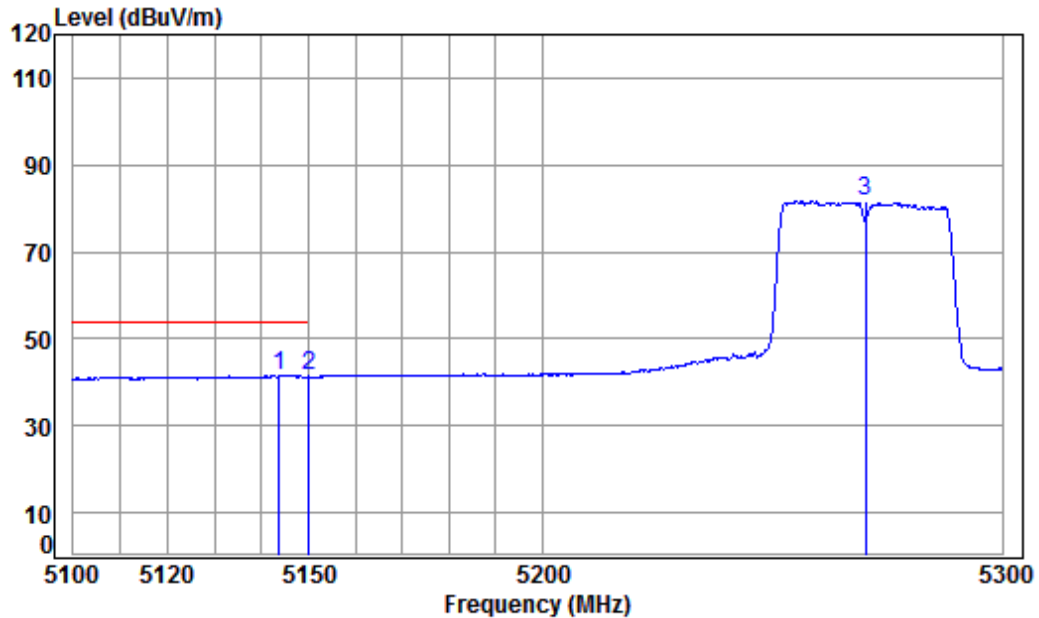


SGS-CSTC Standards Technical Services Co., Ltd. Shenzhen Branch

Report No.: SZEM180100021802

Page: 613 of 818

Test mode:	802.11n(HT40)	Frequency(MHz):	5270	Average	Vertical
------------	---------------	-----------------	------	---------	----------



Condition: 3m VERTICAL

Job No : 0217RG

Mode : 5270 Band edge

: Ant 2 5G WIFI 11N(40) CH54

	Freq	Cable Loss	Ant Factor	Preamplifier Factor	Read Level	Limit Level	Limit Line	Over Limit	Remark
	MHz	dB	dB/m	dB	dBuV	dBuV/m	dBuV/m	dB	
1 pp	5143.738	8.32	34.47	38.18	36.86	41.47	54.00	-12.53	Average
2	5149.980	8.33	34.47	38.18	36.68	41.30	54.00	-12.70	Average
3	5270.000	8.51	34.44	38.17	77.00	81.78	-----	-----	Average

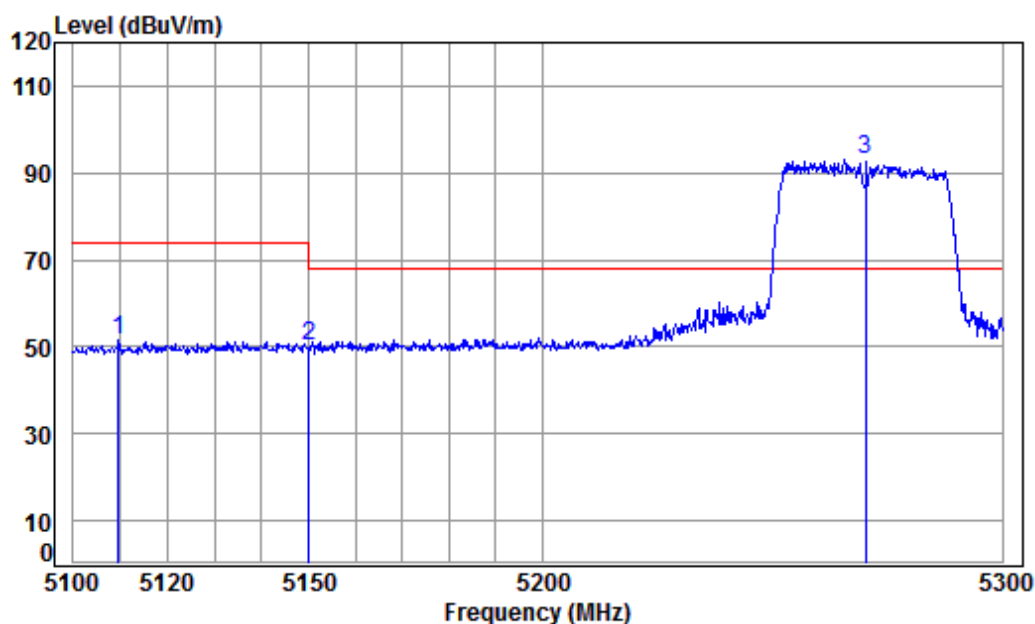


SGS-CSTC Standards Technical Services Co., Ltd.
Shenzhen Branch

Report No.: SZEM180100021802

Page: 614 of 818

Test mode:	802.11n(HT40)	Frequency(MHz):	5270	Peak	Horizontal
------------	---------------	-----------------	------	------	------------



Condition: 3m HORIZONTAL

Job No : 0217RG

Mode : 5270 Band edge

: Ant 2 5G WIFI 11N(40) CH54

		Cable	Ant	Preamp	Read		Limit	Over	
	Freq	Loss	Factor	Factor	Level	Level	Line	Limit	Remark
	MHz	dB	dB/m	dB	dBuV	dBuV/m	dBuV/m	dB	
1	5109.622	8.26	34.48	38.19	46.78	51.33	74.00	-22.67	peak
2	5149.980	8.33	34.47	38.18	45.37	49.99	74.00	-24.01	peak
3 pp	5270.000	8.51	34.44	38.17	88.15	92.93	68.20	24.73	peak

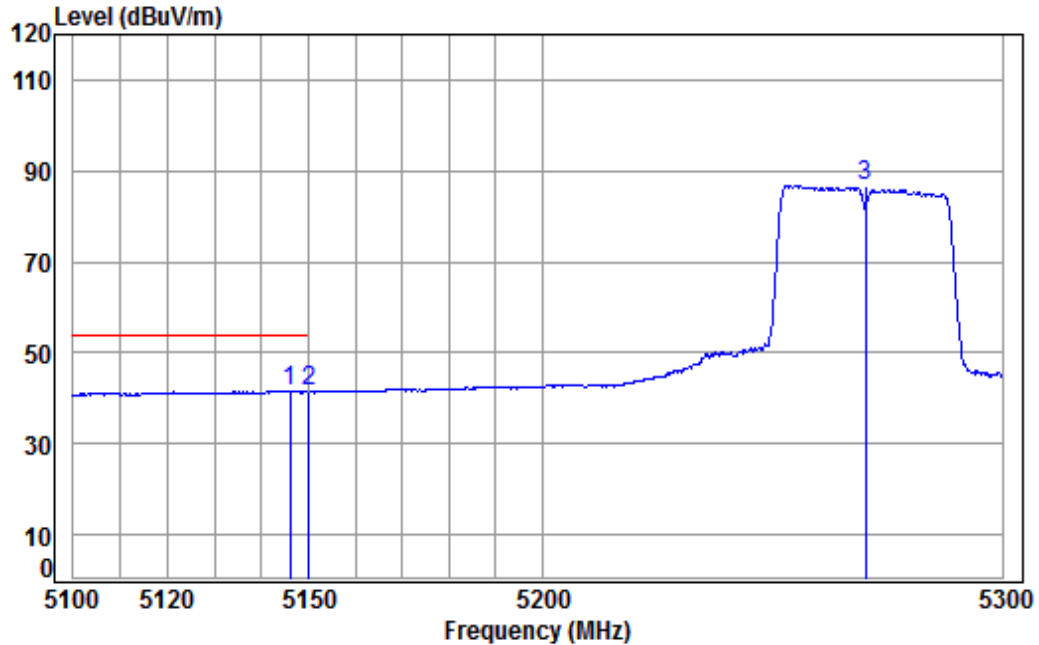


SGS-CSTC Standards Technical Services Co., Ltd. Shenzhen Branch

Report No.: SZEM180100021802

Page: 615 of 818

Test mode:	802.11n(HT40)	Frequency(MHz):	5270	Average	Horizontal
------------	---------------	-----------------	------	---------	------------



Condition: 3m HORIZONTAL

Job No : 0217RG

Mode : 5270 Band edge

: Ant 2 5G WIFI 11N(40) CH54

		Cable	Ant	Preamp	Read		Limit	Over	
	Freq	Loss	Factor	Factor	Level	Level	Line	Limit	Remark
	MHz	dB	dB/m	dB	dBuV	dBuV/m	dBuV/m	dB	
1 pp	5146.113	8.32	34.47	38.18	36.89	41.50	54.00	-12.50	Average
2	5149.980	8.33	34.47	38.18	36.69	41.31	54.00	-12.69	Average
3	5270.000	8.51	34.44	38.17	82.12	86.90	-----	-----	Average

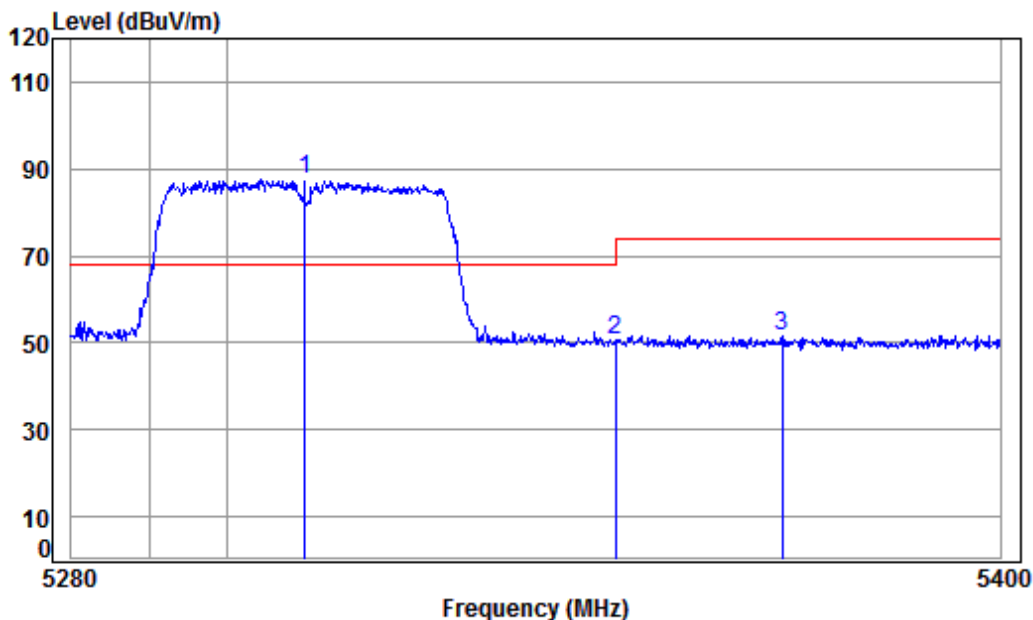


SGS-CSTC Standards Technical Services Co., Ltd.
Shenzhen Branch

Report No.: SZEM180100021802

Page: 616 of 818

Test mode:	802.11n(HT40)	Frequency(MHz):	5310	Peak	Vertical
------------	---------------	-----------------	------	------	----------



Condition: 3m VERTICAL

Job No : 0217RG

Mode : 5310 Band edge

: Ant 2 5G WIFI 11N(40) CH62

		Cable	Ant	Preamp	Read	Limit	Over	
	Freq	Loss	Factor	Factor	Level	Level	Line	Limit Remark
	MHz	dB	dB/m	dB	dBuV	dBuV/m	dBuV/m	dB
1 pp	5310.000	8.57	34.44	38.17	82.61	87.45	68.20	19.25 Peak
2	5350.020	8.63	34.43	38.16	45.85	50.75	74.00	-23.25 Peak
3	5371.557	8.66	34.42	38.16	46.84	51.76	74.00	-22.24 Peak

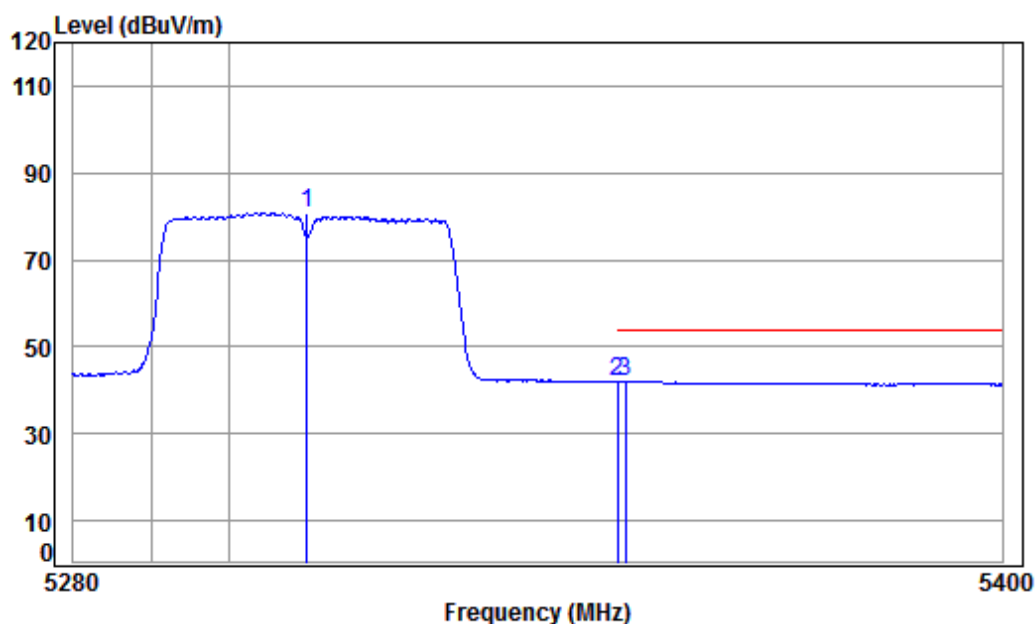


SGS-CSTC Standards Technical Services Co., Ltd. Shenzhen Branch

Report No.: SZEM180100021802

Page: 617 of 818

Test mode:	802.11n(HT40)	Frequency(MHz):	5310	Average	Vertical
------------	---------------	-----------------	------	---------	----------



Condition: 3m VERTICAL

Job No : 0217RG

Mode : 5310 Band edge

: Ant 2 5G WIFI 11N(40) CH62

	Freq	Cable Loss	Ant Factor	Preamp Factor	Read Level	Limit Level	Limit Line	Over Limit	Remark
	MHz	dB	dB/m	dB	dBuV	dBuV/m	dBuV/m	dB	
1	5310.000	8.57	34.44	38.17	76.07	80.91	-----	-----	Average
2	5350.020	8.63	34.43	38.16	37.08	41.98	54.00	-12.02	Average
3 pp	5350.955	8.63	34.43	38.16	37.18	42.08	54.00	-11.92	Average

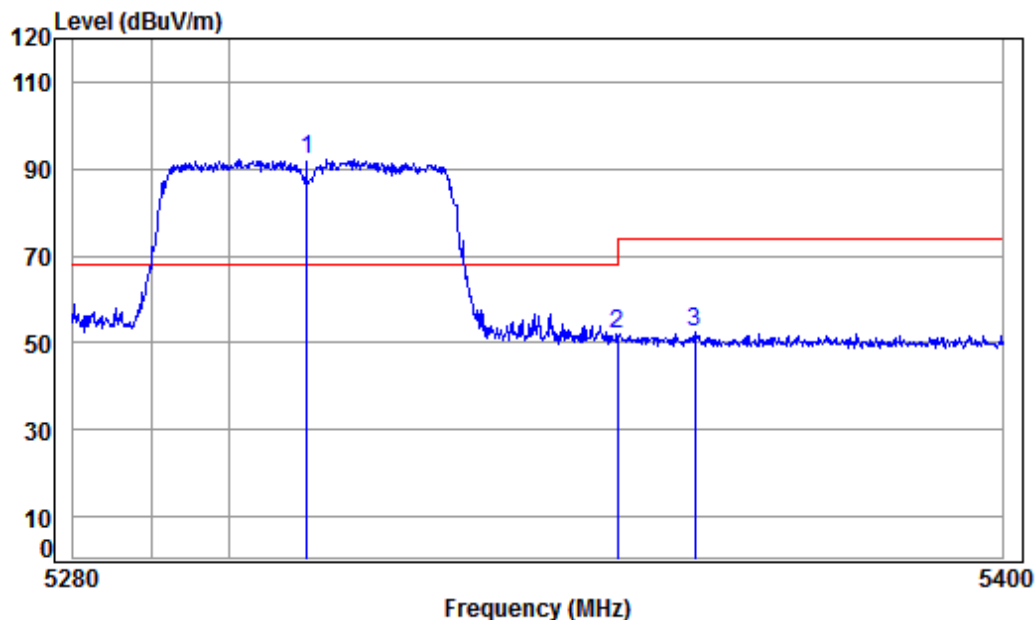


SGS-CSTC Standards Technical Services Co., Ltd.
Shenzhen Branch

Report No.: SZEM180100021802

Page: 618 of 818

Test mode:	802.11n(HT40)	Frequency(MHz):	5310	Peak	Horizontal
------------	---------------	-----------------	------	------	------------



Condition: 3m HORIZONTAL

Job No : 0217RG

Mode : 5310 Band edge

: Ant 2 5G WIFI 11N(40) CH62

		Cable	Ant	Preamp	Read		Limit	Over	
	Freq	Loss	Factor	Factor	Level	Level	Line	Limit	Remark
	MHz	dB	dB/m	dB	dBuV	dBuV/m	dBuV/m	dB	
1	pp 5310.000	8.57	34.44	38.17	87.39	92.23	68.20	24.03	peak
2	5350.020	8.63	34.43	38.16	47.26	52.16	74.00	-21.84	peak
3	5359.981	8.64	34.43	38.16	47.41	52.32	74.00	-21.68	peak

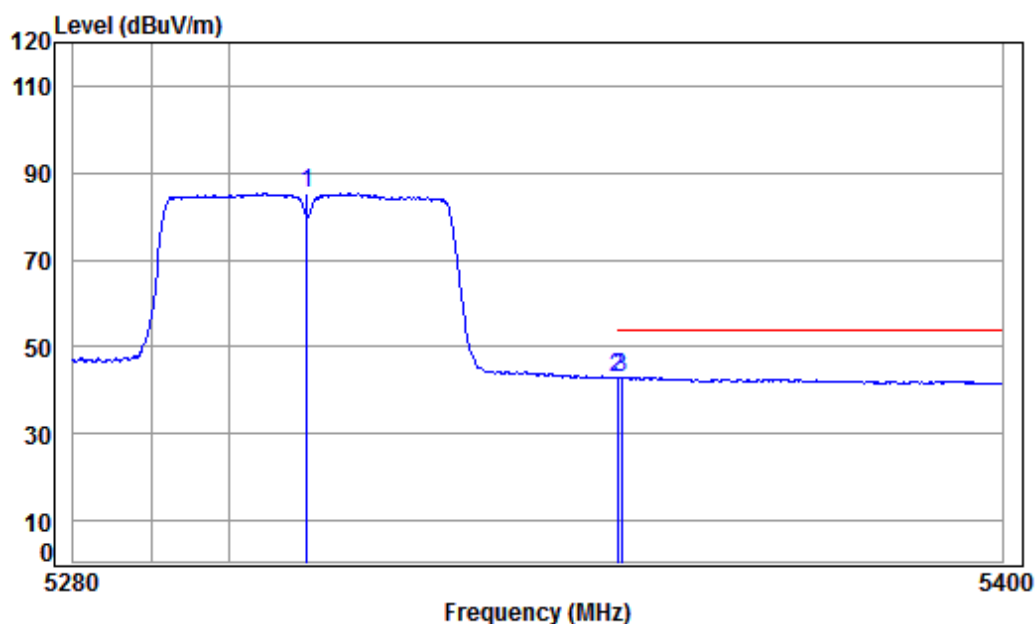


SGS-CSTC Standards Technical Services Co., Ltd.
Shenzhen Branch

Report No.: SZEM180100021802

Page: 619 of 818

Test mode:	802.11n(HT40)	Frequency(MHz):	5310	Average	Horizontal
------------	---------------	-----------------	------	---------	------------



Condition: 3m HORIZONTAL

Job No : 0217RG

Mode : 5310 Band edge

: Ant 2 5G WIFI 11N(40) CH62

		Cable	Ant	Preamp	Read		Limit	Over	
	Freq	Loss	Factor	Factor	Level	Level	Line	Limit	Remark
	MHz	dB	dB/m	dB	dBuV	dBuV/m	dBuV/m	dB	
1	5310.000	8.57	34.44	38.17	80.44	85.28	-----	-----	Average
2	pp 5350.020	8.63	34.43	38.16	38.10	43.00	54.00	-11.00	Average
3	5350.474	8.63	34.43	38.16	38.06	42.96	54.00	-11.04	Average

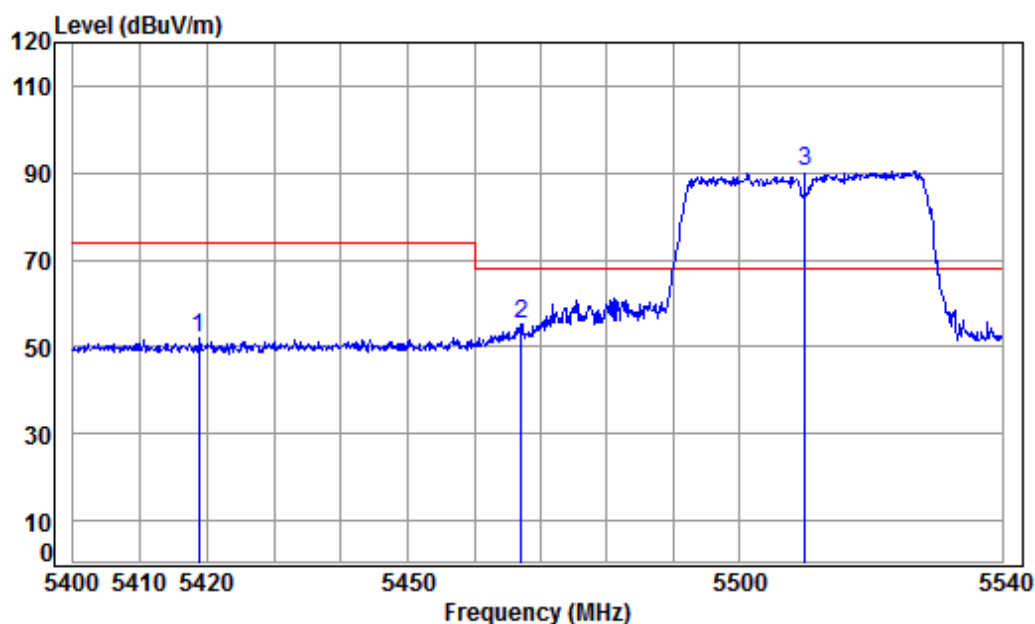


SGS-CSTC Standards Technical Services Co., Ltd.
Shenzhen Branch

Report No.: SZEM180100021802

Page: 620 of 818

Test mode:	802.11n(HT40)	Frequency(MHz):	5510	Peak	Vertical
------------	---------------	-----------------	------	------	----------



Condition: 3m VERTICAL

Job No : 0217RG

Mode : 5510 Band edge

: Ant 2 5G WIFI 11N(40) CH102

	Freq	Cable Loss	Ant Factor	Preamp Factor	Read Level	Level	Limit Line	Over Limit	Remark
	MHz	dB	dB/m	dB	dBuV	dBuV/m	dBuV/m	dB	
1	5418.691	8.73	34.42	38.16	47.22	52.21	74.00	-21.79	Peak
2	5467.033	8.80	34.41	38.15	50.33	55.39	68.20	-12.81	peak
3 pp	5510.000	8.89	34.41	38.15	85.09	90.24	68.20	22.04	Peak

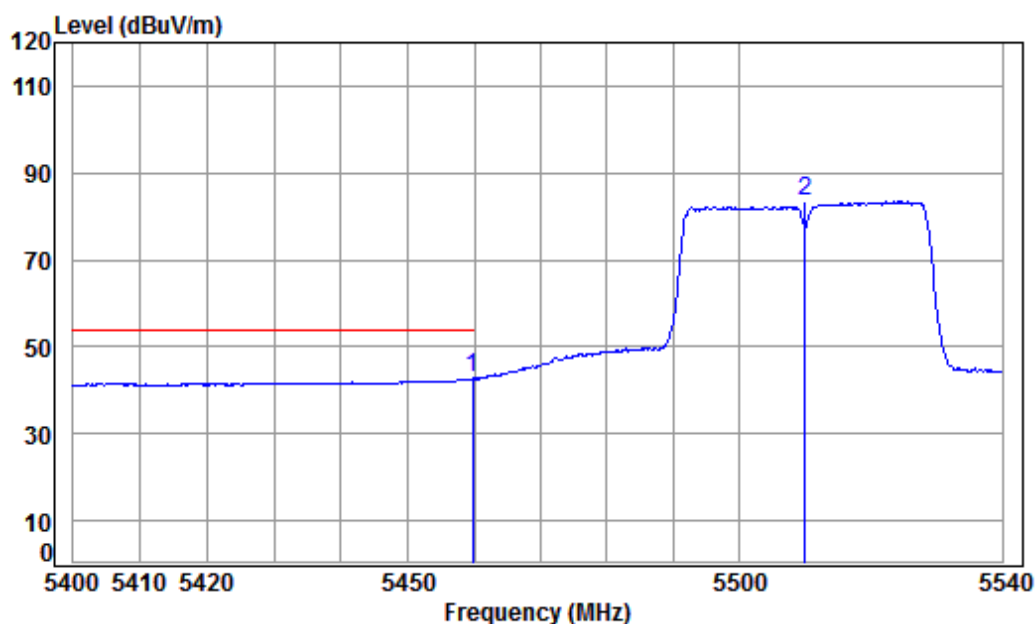


SGS-CSTC Standards Technical Services Co., Ltd.
Shenzhen Branch

Report No.: SZEM180100021802

Page: 621 of 818

Test mode:	802.11n(HT40)	Frequency(MHz):	5510	Average	Vertical
------------	---------------	-----------------	------	---------	----------



Condition: 3m VERTICAL

Job No : 0217RG

Mode : 5510 Band edge

: Ant 2 5G WIFI 11N(40) CH102

		Cable	Ant	Preamp	Read	Limit	Over	
	Freq	Loss	Factor	Factor	Level	Level	Line	Limit Remark
	MHz	dB	dB/m	dB	dBuV	dBuV/m	dBuV/m	dB
1	pp 5459.761	8.79	34.41	38.15	37.73	42.78	54.00	-11.22 Average
2	5510.000	8.89	34.41	38.15	78.18	83.33	-----	----- Average

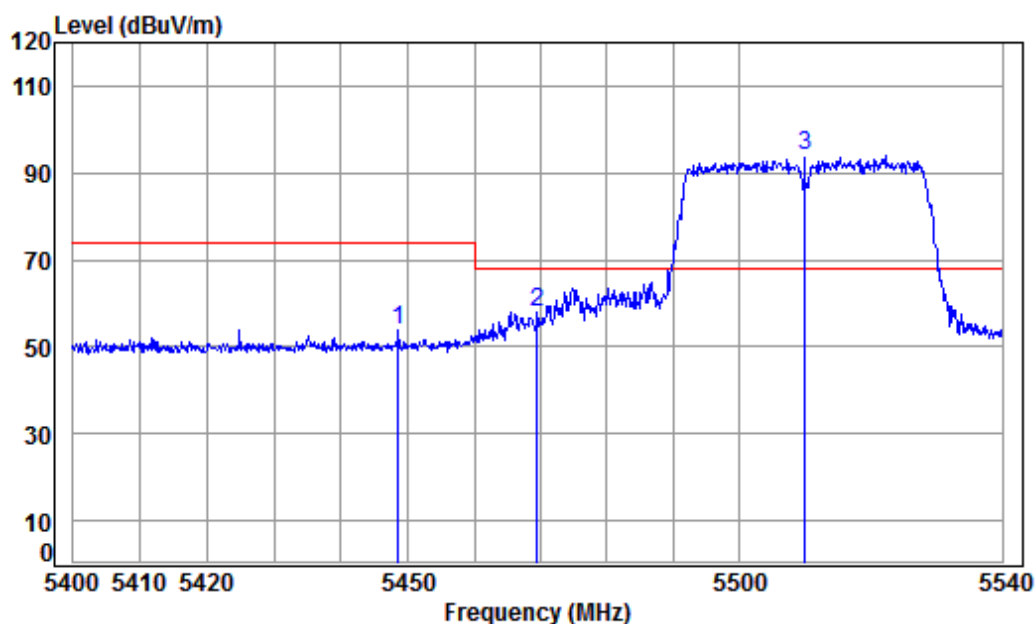


SGS-CSTC Standards Technical Services Co., Ltd.
Shenzhen Branch

Report No.: SZEM180100021802

Page: 622 of 818

Test mode:	802.11n(HT40)	Frequency(MHz):	5510	Peak	Horizontal
------------	---------------	-----------------	------	------	------------



Condition: 3m HORIZONTAL

Job No : 0217RG

Mode : 5510 Band edge

: Ant 2 5G WIFI 11N(40) CH102

	Freq	Cable Loss	Ant Factor	Preamplifier Factor	Read Level	Level	Limit Line	Over Limit	Remark
	MHz	dB	dB/m	dB	dBuV	dBuV/m	dBuV/m	dB	
1	5448.593	8.78	34.41	38.15	48.81	53.85	74.00	-20.15	peak
2	5469.412	8.81	34.41	38.15	53.01	58.08	68.20	-10.12	peak
3 pp	5510.000	8.89	34.41	38.15	88.62	93.77	68.20	25.57	peak

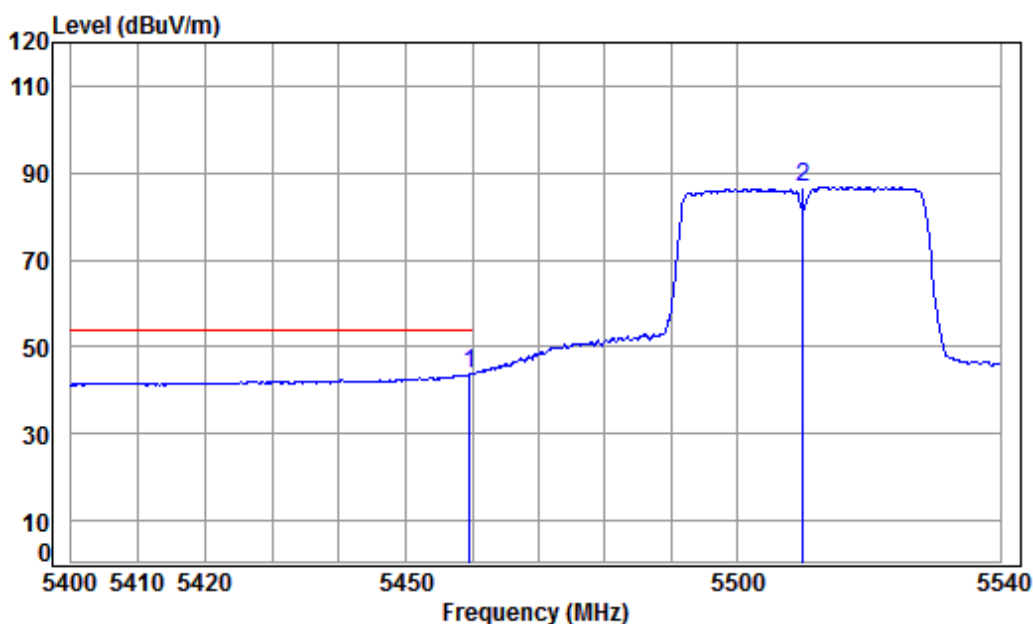


SGS-CSTC Standards Technical Services Co., Ltd.
Shenzhen Branch

Report No.: SZEM180100021802

Page: 623 of 818

Test mode:	802.11n(HT40)	Frequency(MHz):	5510	Average	Horizontal
------------	---------------	-----------------	------	---------	------------



Condition: 3m HORIZONTAL

Job No : 0217RG

Mode : 5510 Band edge

: Ant 2 5G WIFI 11N(40) CH102

		Cable	Ant	Preamp	Read		Limit	Over	
	Freq	Loss	Factor	Factor	Level	Level	Line	Limit	Remark
	MHz	dB	dB/m	dB	dBuV	dBuV/m	dBuV/m	dB	
1 pp	5459.622	8.79	34.41	38.15	38.72	43.77	54.00	-10.23	Average
2	5510.000	8.89	34.41	38.15	81.53	86.68	-----	-----	Average

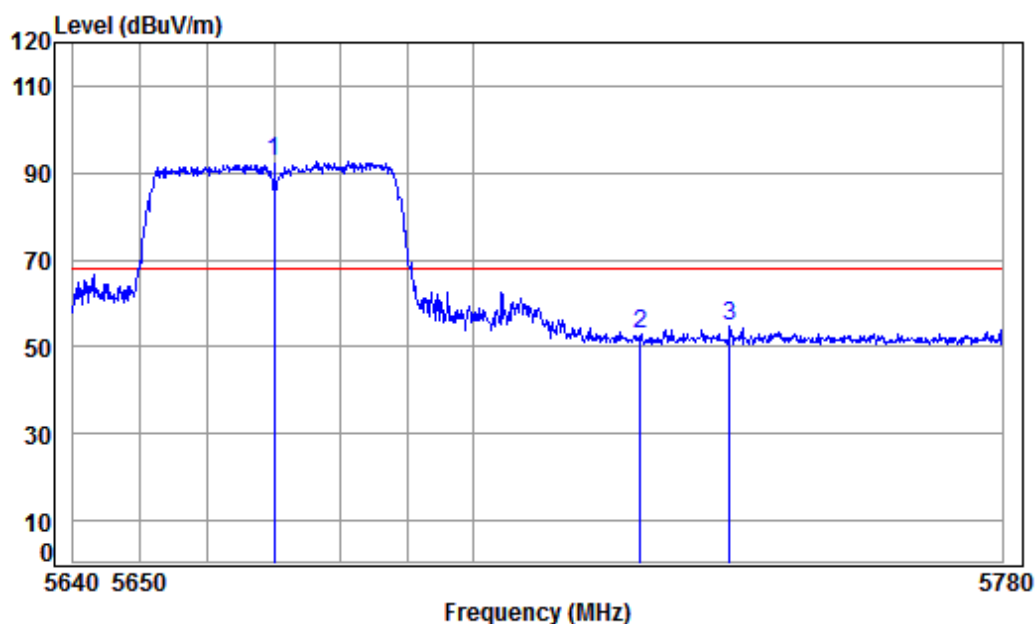


SGS-CSTC Standards Technical Services Co., Ltd.
Shenzhen Branch

Report No.: SZEM180100021802

Page: 624 of 818

Test mode:	802.11n(HT40)	Frequency(MHz):	5670	Peak	Vertical
------------	---------------	-----------------	------	------	----------



Condition: 3m VERTICAL

Job No : 0217RG

Mode : 5670 Band edge

: Ant 2 5G WIFI 11N(40) CH134

		Cable	Ant	Preamp	Read		Limit	Over	
	Freq	Loss	Factor	Factor	Level	Level	Line	Limit	Remark
	MHz	dB	dB/m	dB	dBuV	dBuV/m	dBuV/m	dB	
1	pp 5670.000	9.45	34.50	38.13	86.85	92.67	68.20	24.47	Peak
2	5725.000	9.64	34.54	38.13	46.97	53.02	68.20	-15.18	Peak
3	5738.624	9.69	34.55	38.12	48.50	54.62	68.20	-13.58	Peak

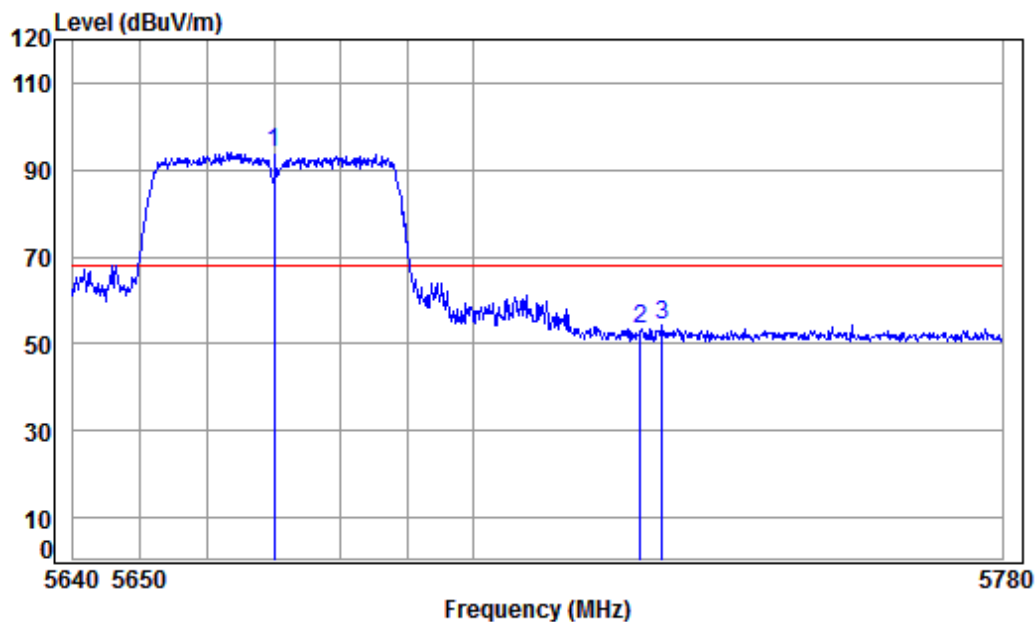


SGS-CSTC Standards Technical Services Co., Ltd.
Shenzhen Branch

Report No.: SZEM180100021802

Page: 625 of 818

Test mode:	802.11n(HT40)	Frequency(MHz):	5670	Peak	Horizontal
------------	---------------	-----------------	------	------	------------



Condition: 3m HORIZONTAL

Job No : 0217RG

Mode : 5670 Band edge

: Ant 2 5G WIFI 11N(40) CH134

		Cable	Ant	Preamp	Read	Limit	Over	
Freq	Loss	Factor	Factor	Level	Level	Line	Limit	Remark
MHz	dB	dB/m	dB	dBuV	dBuV/m	dBuV/m	dB	
1 pp 5670.000	9.45	34.50	38.13	88.16	93.98	68.20	25.78	peak
2 5725.000	9.64	34.54	38.13	47.46	53.51	68.20	-14.69	peak
3 5728.361	9.65	34.54	38.13	48.40	54.46	68.20	-13.74	peak

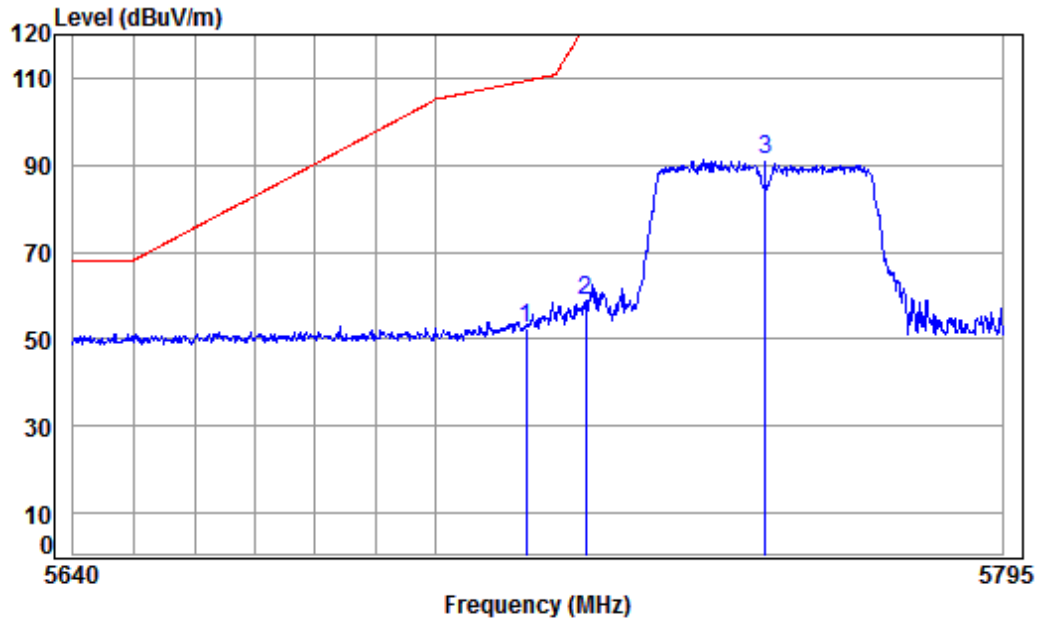


SGS-CSTC Standards Technical Services Co., Ltd.
Shenzhen Branch

Report No.: SZEM180100021802

Page: 626 of 818

Test mode:	802.11n(HT40)	Frequency(MHz):	5755	Peak	Vertical
------------	---------------	-----------------	------	------	----------



Condition: 3m VERTICAL

Job No : 0217RG

Mode : 5755 Band edge

: Ant 1 5G WIFI 11N(40) CH151

		Cable	Ant	Preamp	Read		Limit	Over	
	Freq	Loss	Factor	Factor	Level	Level	Line	Limit	Remark
	MHz	dB	dB/m	dB	dBuV	dBuV/m	dBuV/m	dB	
1	5715.000	9.61	34.53	38.13	46.35	52.36	109.40	-57.04	peak
2	5725.000	9.64	34.54	38.13	52.60	58.65	122.20	-63.55	peak
3 pp	5755.000	9.75	34.56	38.12	84.85	91.04	125.20	-34.16	peak

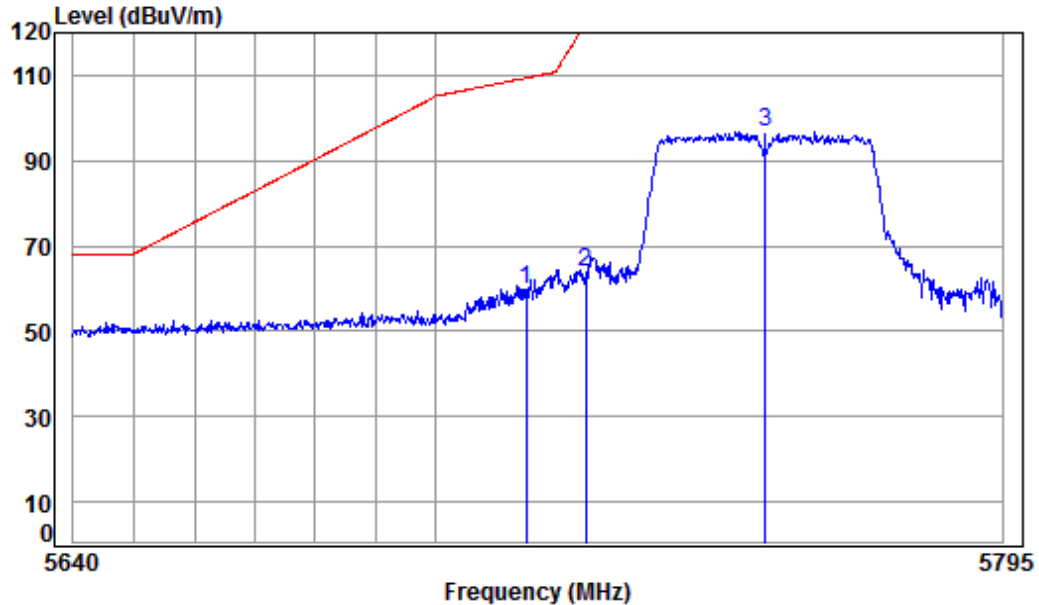


SGS-CSTC Standards Technical Services Co., Ltd.
Shenzhen Branch

Report No.: SZEM180100021802

Page: 627 of 818

Test mode:	802.11n(HT40)	Frequency(MHz):	5755	Peak	Horizontal
------------	---------------	-----------------	------	------	------------



Condition: 3m HORIZONTAL

Job No : 0217RG

Mode : 5755 Band edge

: Ant 1 5G WIFI 11N(40) CH151

	Freq	Cable Loss	Ant Factor	Preamp Factor	Read Level	Limit Level	Limit Line	Over Limit	Remark
	MHz	dB	dB/m	dB	dBuV	dBuV/m	dBuV/m	dB	
1	5715.000	9.61	34.53	38.13	53.58	59.59	109.40	-49.81	peak
2	5725.000	9.64	34.54	38.13	57.82	63.87	122.20	-58.33	peak
3 pp	5755.000	9.75	34.56	38.12	90.69	96.88	125.20	-28.32	peak

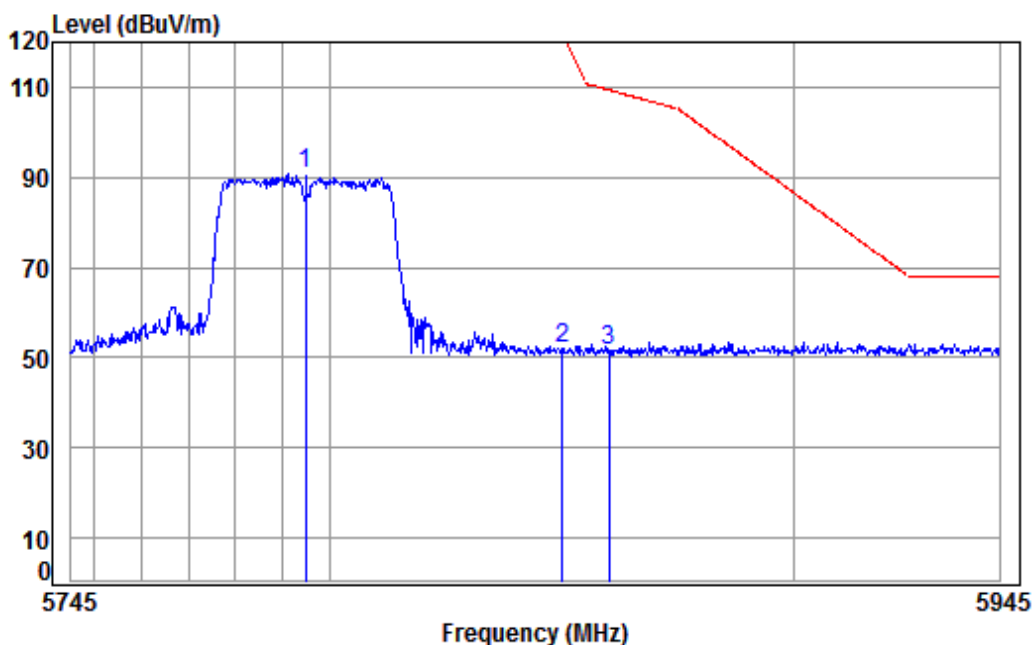


SGS-CSTC Standards Technical Services Co., Ltd. Shenzhen Branch

Report No.: SZEM180100021802

Page: 628 of 818

Test mode:	802.11n(HT40)	Frequency(MHz):	5795	Peak	Vertical
------------	---------------	-----------------	------	------	----------



Condition: 3m VERTICAL

Job No : 0217RG

Mode : 5795 Band edge

: Ant 1 5G WIFI 11N(40) CH159

		Cable	Ant	Preamp	Read	Limit	Over	
Freq	Loss	Factor	Factor	Level	Level	Line	Limit	Remark
MHz	dB	dB/m	dB	dBuV	dBuV/m	dBuV/m	dB	
1 pp 5795.000	9.88	34.58	38.12	84.36	90.70	125.20	-34.50	peak
2 5850.000	10.07	34.61	38.11	45.67	52.24	122.20	-69.96	peak
3 5860.000	10.10	34.62	38.11	45.01	51.62	109.40	-57.78	peak

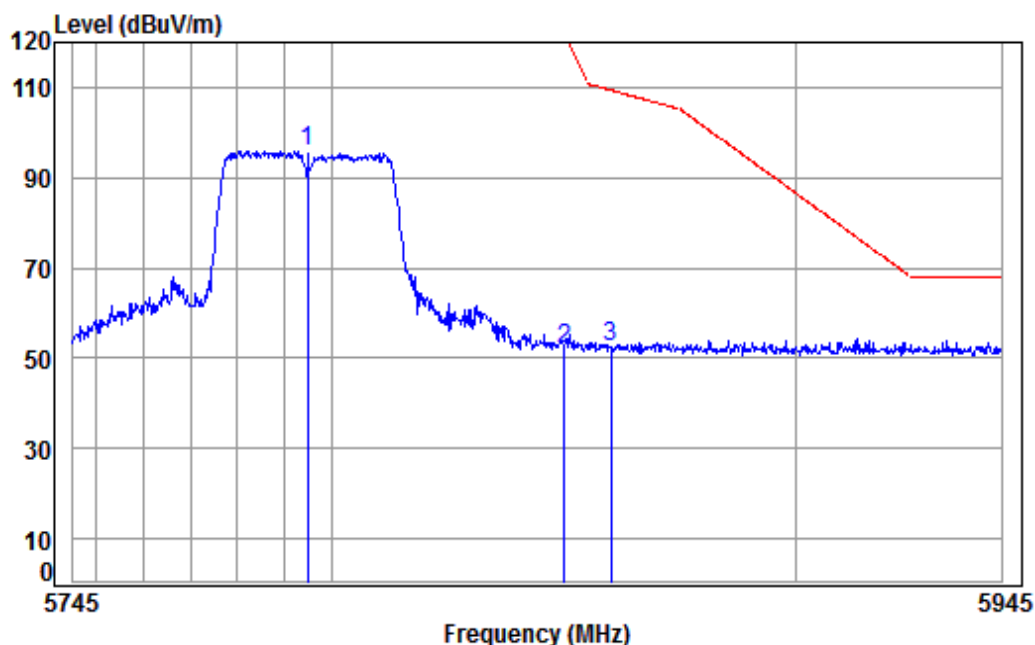


SGS-CSTC Standards Technical Services Co., Ltd. Shenzhen Branch

Report No.: SZEM180100021802

Page: 629 of 818

Test mode:	802.11n(HT40)	Frequency(MHz):	5795	Peak	Horizontal
------------	---------------	-----------------	------	------	------------



Condition: 3m HORIZONTAL

Job No : 0217RG

Mode : 5795 Band edge

: Ant 1 5G WIFI 11N(40) CH159

		Cable	Ant	Preamp	Read	Limit	Over	
Freq	Loss	Factor	Factor	Level	Level	Line	Limit	Remark
MHz	dB	dB/m	dB	dBuV	dBuV/m	dBuV/m	dB	
1 pp 5795.000	9.88	34.58	38.12	89.70	96.04	125.20	-29.16	peak
2 5850.000	10.07	34.61	38.11	45.30	51.87	122.20	-70.33	peak
3 5860.000	10.10	34.62	38.11	46.00	52.61	109.40	-56.79	peak

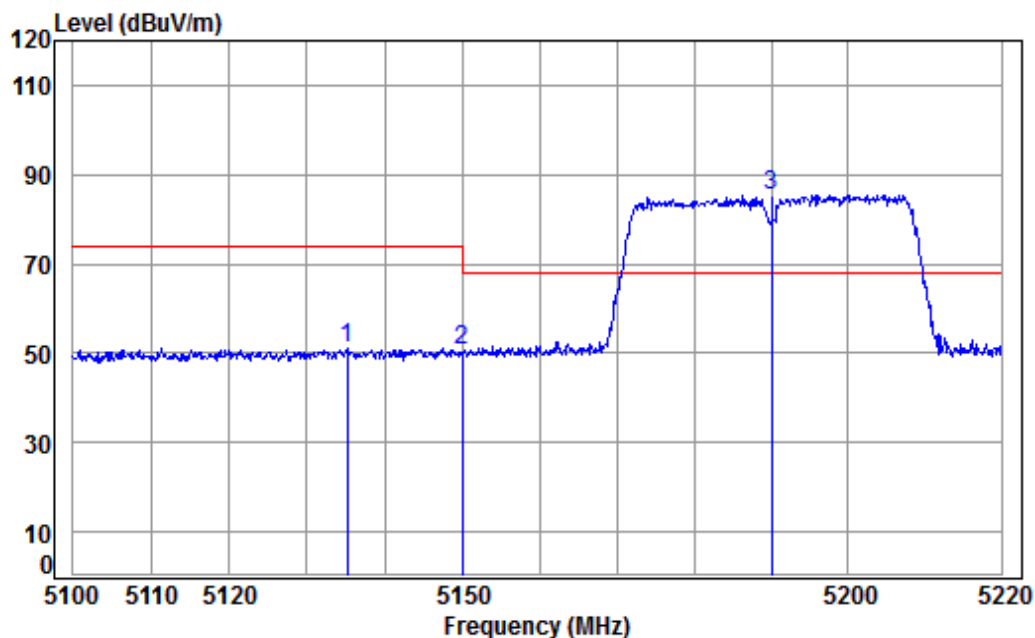


SGS-CSTC Standards Technical Services Co., Ltd.
Shenzhen Branch

Report No.: SZEM180100021802

Page: 630 of 818

Test mode:	802.11ac(HT40)	Frequency(MHz):	5190	Peak	Vertical
------------	----------------	-----------------	------	------	----------



Condition: 3m VERTICAL

Job No : 0217RG

Mode : 5190 Band edge

: Ant 2 5G WIFI 11AC(40) CH38

		Cable	Ant	Preamp	Read		Limit	Over	
	Freq	Loss	Factor	Factor	Level	Level	Line	Limit	Remark
	MHz	dB	dB/m	dB	dBuV	dBuV/m	dBuV/m	dB	
1	5135.229	8.30	34.47	38.19	46.58	51.16	74.00	-22.84	Peak
2	5149.980	8.33	34.47	38.18	46.15	50.77	74.00	-23.23	Peak
3 pp	5190.000	8.39	34.46	38.18	80.86	85.53	68.20	17.33	Peak

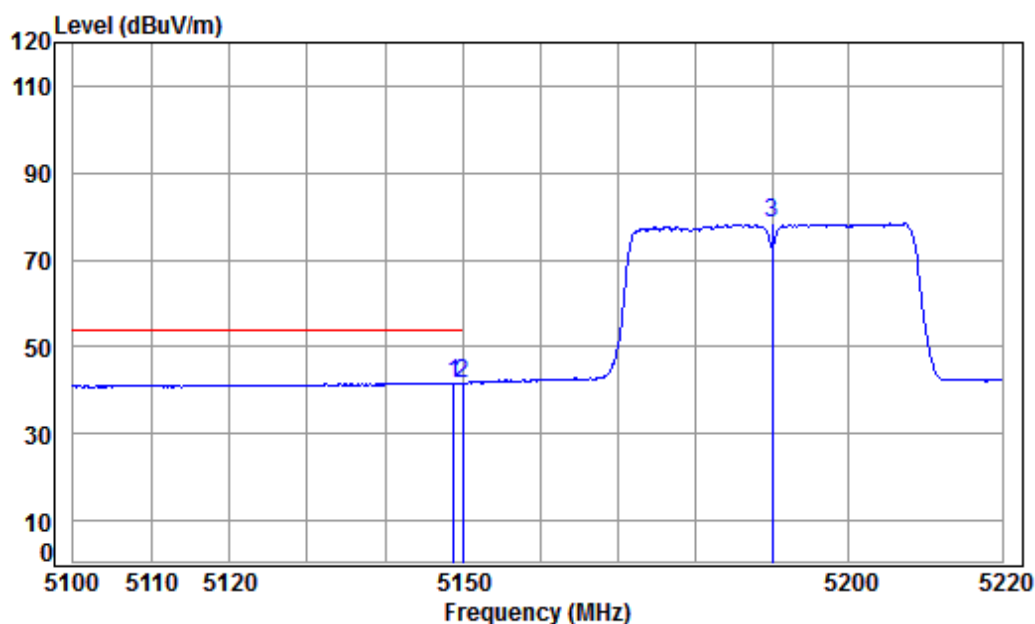


SGS-CSTC Standards Technical Services Co., Ltd.
Shenzhen Branch

Report No.: SZEM180100021802

Page: 631 of 818

Test mode:	802.11ac(HT40)	Frequency(MHz):	5190	Average	Vertical
------------	----------------	-----------------	------	---------	----------



Condition: 3m VERTICAL

Job No : 0217RG

Mode : 5190 Band edge

: Ant 2 5G WIFI 11AC(40) CH38

		Cable	Ant	Preamp	Read	Limit	Over	
	Freq	Loss	Factor	Factor	Level	Level	Line	Limit Remark
	MHz	dB	dB/m	dB	dBuV	dBuV/m	dBuV/m	dB
1	5148.863	8.32	34.47	38.18	37.13	41.74	54.00	-12.26 Average
2 pp	5149.980	8.33	34.47	38.18	37.12	41.74	54.00	-12.26 Average
3	5190.000	8.39	34.46	38.18	73.67	78.34	-----	----- Average

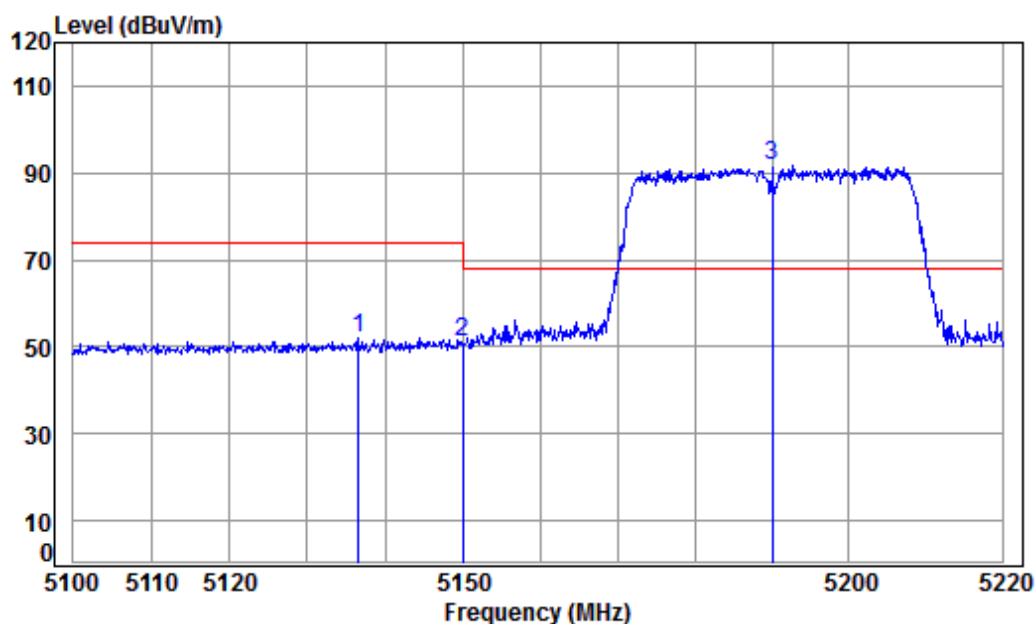


SGS-CSTC Standards Technical Services Co., Ltd.
Shenzhen Branch

Report No.: SZEM180100021802

Page: 632 of 818

Test mode:	802.11ac(HT40)	Frequency(MHz):	5190	Peak	Horizontal
------------	----------------	-----------------	------	------	------------



Condition: 3m HORIZONTAL

Job No : 0217RG

Mode : 5190 Band edge

: Ant 2 5G WIFI 11AC(40) CH38

	Freq	Cable Loss	Ant Factor	Preamplifier Factor	Read Level	Level	Limit Line	Over Limit	Remark
	MHz	dB	dB/m	dB	dBuV	dBuV/m	dBuV/m	dB	
1	5136.543	8.30	34.47	38.19	47.34	51.92	74.00	-22.08	peak
2	5149.980	8.33	34.47	38.18	46.48	51.10	74.00	-22.90	peak
3 pp	5190.000	8.39	34.46	38.18	87.00	91.67	68.20	23.47	peak

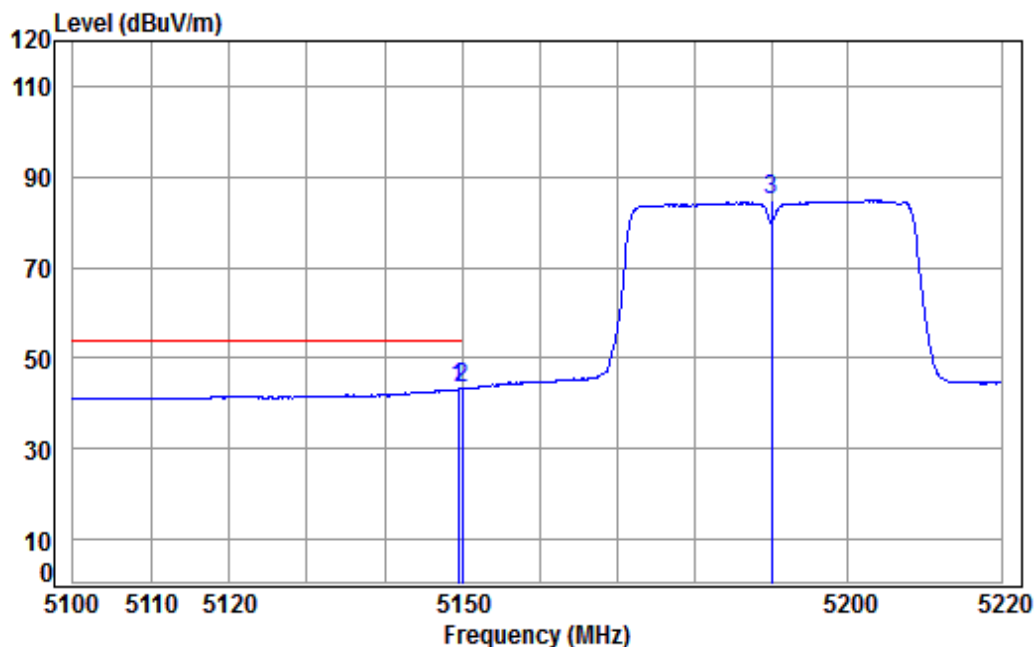


SGS-CSTC Standards Technical Services Co., Ltd.
Shenzhen Branch

Report No.: SZEM180100021802

Page: 633 of 818

Test mode:	802.11ac(HT40)	Frequency(MHz):	5190	Average	Horizontal
------------	----------------	-----------------	------	---------	------------



Condition: 3m HORIZONTAL

Job No : 0217RG

Mode : 5190 Band edge

: Ant 2 5G WIFI 11AC(40) CH38

		Cable	Ant	Preamp	Read	Limit	Over	
	Freq	Loss	Factor	Factor	Level	Level	Line	Limit Remark
	MHz	dB	dB/m	dB	dBuV	dBuV/m	dBuV/m	dB
1	5149.461	8.32	34.47	38.18	38.57	43.18	54.00	-10.82 Average
2	pp 5149.980	8.33	34.47	38.18	38.63	43.25	54.00	-10.75 Average
3	5190.000	8.39	34.46	38.18	80.04	84.71	-----	----- Average

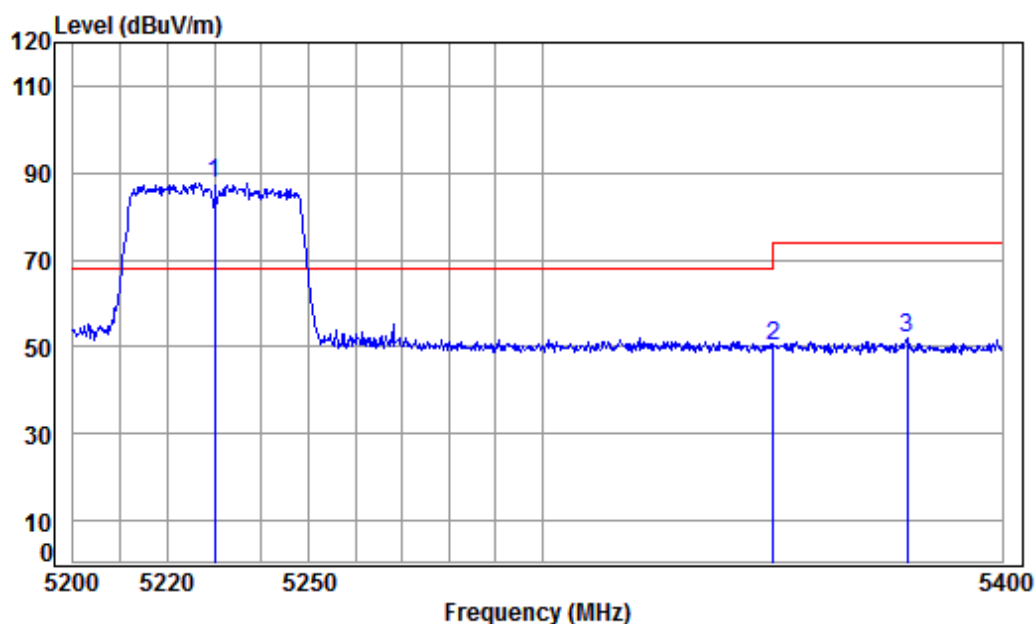


SGS-CSTC Standards Technical Services Co., Ltd.
Shenzhen Branch

Report No.: SZEM180100021802

Page: 634 of 818

Test mode:	802.11ac(HT40)	Frequency(MHz):	5230	Peak	Vertical
------------	----------------	-----------------	------	------	----------



Condition: 3m VERTICAL

Job No : 0217RG

Mode : 5230 Band edge

: Ant 2 5G WIFI 11AC(40) CH46

		Cable	Ant	Preamp	Read	Limit	Over	
	Freq	Loss	Factor	Factor	Level	Line	Limit	Remark
	MHz	dB	dB/m	dB	dBuV	dBuV/m	dBuV/m	dB
1	pp 5230.000	8.45	34.45	38.18	82.85	87.57	68.20	19.37 Peak
2	5350.020	8.63	34.43	38.16	45.27	50.17	74.00	-23.83 Peak
3	5379.252	8.67	34.42	38.16	47.06	51.99	74.00	-22.01 Peak

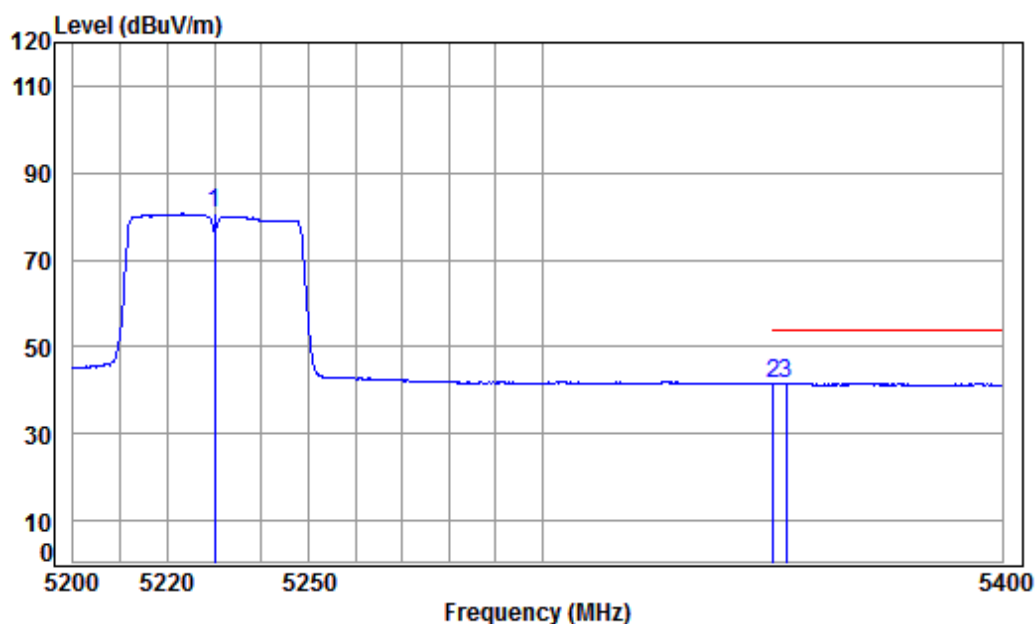


SGS-CSTC Standards Technical Services Co., Ltd.
Shenzhen Branch

Report No.: SZEM180100021802

Page: 635 of 818

Test mode:	802.11ac(HT40)	Frequency(MHz):	5230	Average	Vertical
------------	----------------	-----------------	------	---------	----------



Condition: 3m VERTICAL

Job No : 0217RG

Mode : 5230 Band edge

: Ant 2 5G WIFI 11AC(40) CH46

	Freq	Cable Loss	Ant Factor	Preamp Factor	Read Level	Limit	Over	Remark
	MHz	dB	dB/m	dB	dBuV	dBuV/m	dBuV/m	dB
1	5230.000	8.45	34.45	38.18	75.88	80.60	-----	Average
2	5350.020	8.63	34.43	38.16	36.71	41.61	54.00	-12.39 Average
3 pp	5352.723	8.63	34.43	38.16	36.75	41.65	54.00	-12.35 Average

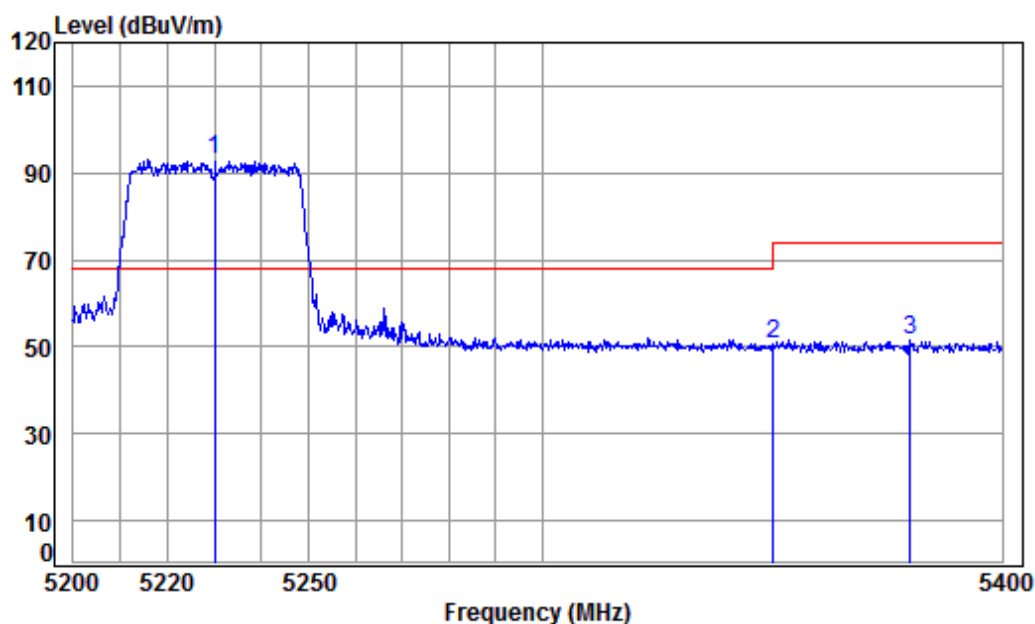


SGS-CSTC Standards Technical Services Co., Ltd.
Shenzhen Branch

Report No.: SZEM180100021802

Page: 636 of 818

Test mode:	802.11ac(HT40)	Frequency(MHz):	5230	Peak	Horizontal
------------	----------------	-----------------	------	------	------------



Condition: 3m HORIZONTAL

Job No : 0217RG

Mode : 5230 Band edge

: Ant 2 5G WIFI 11AC(40) CH46

	Freq	Cable Loss	Ant Factor	Preamp Factor	Read Level	Limit Level	Limit Line	Over Limit	Remark
	MHz	dB	dB/m	dB	dBuV	dBuV/m	dBuV/m	dB	
1 pp	5230.000	8.45	34.45	38.18	88.16	92.88	68.20	24.68	peak
2	5350.020	8.63	34.43	38.16	45.84	50.74	74.00	-23.26	peak
3	5379.862	8.67	34.42	38.16	46.52	51.45	74.00	-22.55	peak

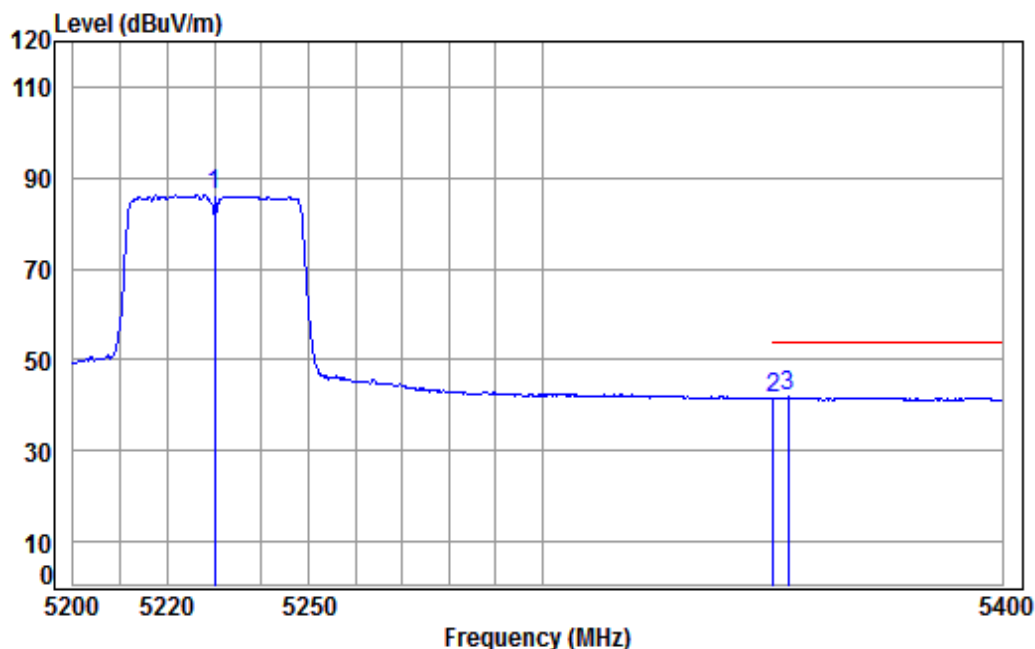


SGS-CSTC Standards Technical Services Co., Ltd. Shenzhen Branch

Report No.: SZEM180100021802

Page: 637 of 818

Test mode:	802.11ac(HT40)	Frequency(MHz):	5230	Average	Horizontal
------------	----------------	-----------------	------	---------	------------



Condition: 3m HORIZONTAL

Job No : 0217RG

Mode : 5230 Band edge

: Ant 2 5G WIFI 11AC(40) CH46

		Cable	Ant	Preamp	Read	Limit	Over	
Freq	Loss	Factor	Factor	Level	Level	Line	Limit	Remark
MHz	dB	dB/m	dB	dBuV	dBuV/m	dBuV/m	dB	
1 5230.000	8.45	34.45	38.18	81.49	86.21	-----	-----	Average
2 5350.020	8.63	34.43	38.16	36.78	41.68	54.00	-12.32	Average
3 pp 5353.330	8.63	34.43	38.16	36.89	41.79	54.00	-12.21	Average

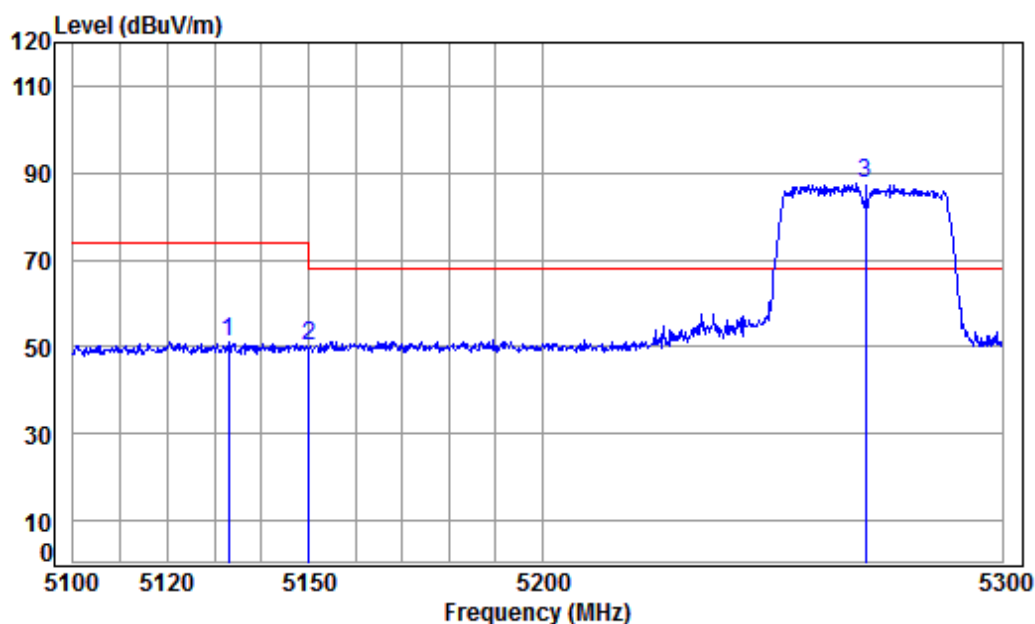


SGS-CSTC Standards Technical Services Co., Ltd.
Shenzhen Branch

Report No.: SZEM180100021802

Page: 638 of 818

Test mode:	802.11ac(HT40)	Frequency(MHz):	5270	Peak	Vertical
------------	----------------	-----------------	------	------	----------



Condition: 3m VERTICAL

Job No : 0217RG

Mode : 5270 Band edge

: Ant 2 5G WIFI 11AC(40) CH54

	Freq	Cable Loss	Ant Factor	Preamp Factor	Read Level	Limit Level	Limit Line	Over Limit	Remark
	MHz	dB	dB/m	dB	dBuV	dBuV/m	dBuV/m	dB	
1	5132.867	8.30	34.47	38.19	46.55	51.13	74.00	-22.87	Peak
2	5149.980	8.33	34.47	38.18	45.52	50.14	74.00	-23.86	Peak
3 pp	5270.000	8.51	34.44	38.17	82.81	87.59	68.20	19.39	Peak

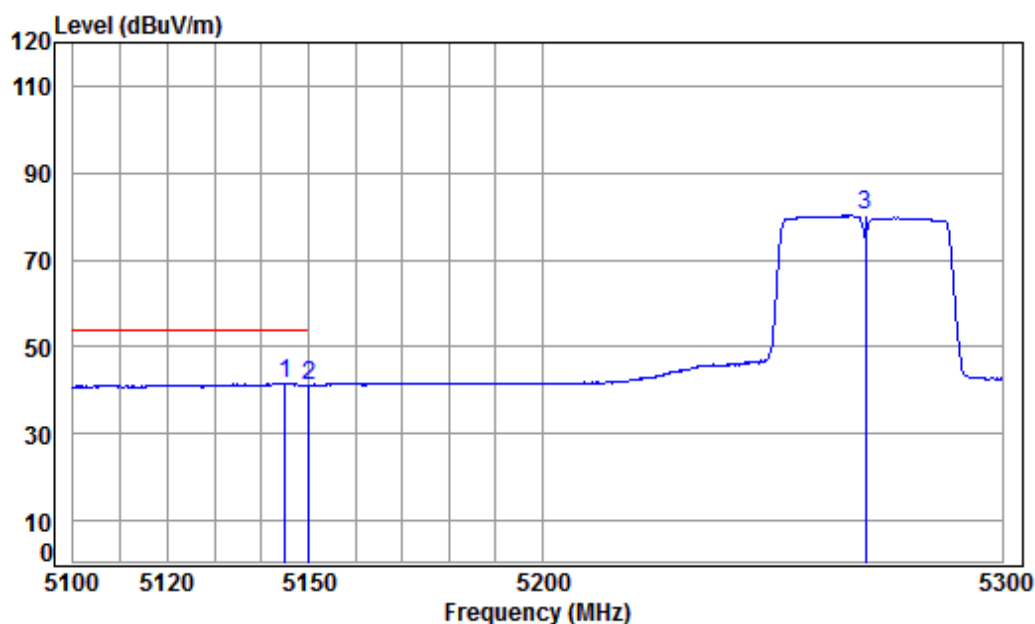


SGS-CSTC Standards Technical Services Co., Ltd. Shenzhen Branch

Report No.: SZEM180100021802

Page: 639 of 818

Test mode:	802.11ac(HT40)	Frequency(MHz):	5270	Average	Vertical
------------	----------------	-----------------	------	---------	----------



Condition: 3m VERTICAL

Job No : 0217RG

Mode : 5270 Band edge

: Ant 2 5G WIFI 11AC(40) CH54

	Freq	Cable Loss	Ant Factor	Preamp Factor	Read Level	Limit Level	Over Limit	Remark
	MHz	dB	dB/m	dB	dBuV	dBuV/m	dBuV/m	dB
1 pp	5144.925	8.32	34.47	38.18	36.87	41.48	54.00	-12.52 Average
2	5149.980	8.33	34.47	38.18	36.66	41.28	54.00	-12.72 Average
3	5270.000	8.51	34.44	38.17	75.37	80.15	-----	----- Average

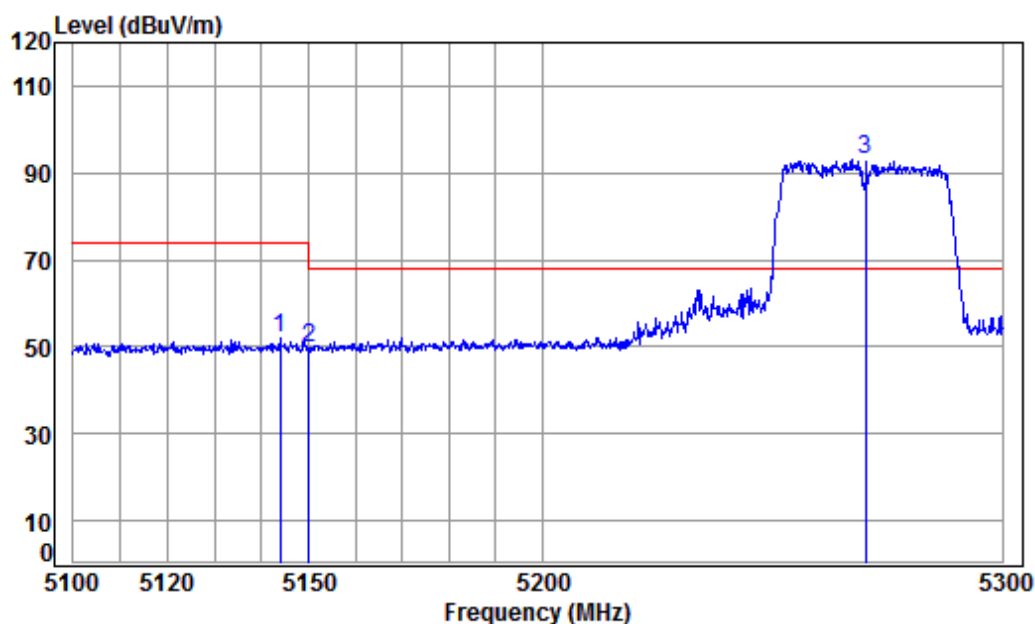


SGS-CSTC Standards Technical Services Co., Ltd.
Shenzhen Branch

Report No.: SZEM180100021802

Page: 640 of 818

Test mode:	802.11ac(HT40)	Frequency(MHz):	5270	Peak	Horizontal
------------	----------------	-----------------	------	------	------------



Condition: 3m HORIZONTAL

Job No : 0217RG

Mode : 5270 Band edge

: Ant 2 5G WIFI 11AC(40) CH54

	Freq	Cable Loss	Ant Factor	Preamp Factor	Read Level	Limit Level	Limit Line	Over Limit	Remark
	MHz	dB	dB/m	dB	dBuV	dBuV/m	dBuV/m	dB	
1	5143.936	8.32	34.47	38.18	47.21	51.82	74.00	-22.18	peak
2	5149.980	8.33	34.47	38.18	45.13	49.75	74.00	-24.25	peak
3 pp	5270.000	8.51	34.44	38.17	88.14	92.92	68.20	24.72	peak

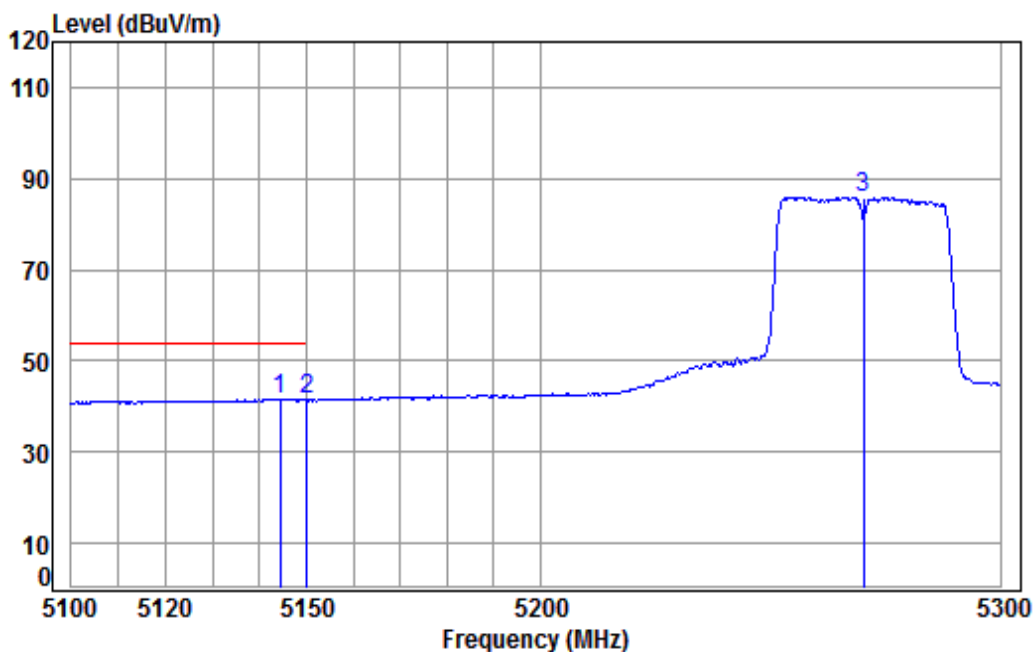


SGS-CSTC Standards Technical Services Co., Ltd.
Shenzhen Branch

Report No.: SZEM180100021802

Page: 641 of 818

Test mode:	802.11ac(HT40)	Frequency(MHz):	5270	Average	Horizontal
------------	----------------	-----------------	------	---------	------------



Condition: 3m HORIZONTAL

Job No : 0217RG

Mode : 5270 Band edge

: Ant 2 5G WIFI 11AC(40) CH54

		Cable	Ant	Preamp	Read	Limit	Over	
	Freq	Loss	Factor	Factor	Level	Level	Line	Limit Remark
	MHz	dB	dB/m	dB	dBuV	dBuV/m	dBuV/m	dB
1 pp	5144.332	8.32	34.47	38.18	36.93	41.54	54.00	-12.46 Average
2	5149.980	8.33	34.47	38.18	36.87	41.49	54.00	-12.51 Average
3	5270.000	8.51	34.44	38.17	81.14	85.92	-----	----- Average

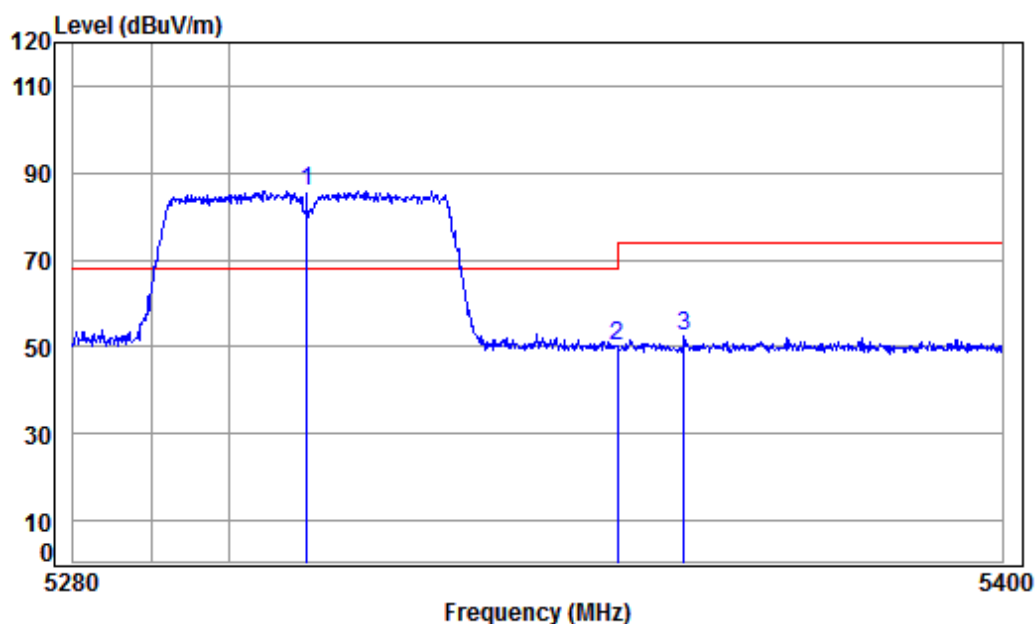


SGS-CSTC Standards Technical Services Co., Ltd.
Shenzhen Branch

Report No.: SZEM180100021802

Page: 642 of 818

Test mode:	802.11ac(HT40)	Frequency(MHz):	5310	Peak	Vertical
------------	----------------	-----------------	------	------	----------



Condition: 3m VERTICAL

Job No : 0217RG

Mode : 5310 Band edge

: Ant 2 5G WIFI 11AC(40) CH62

		Cable	Ant	Preamp	Read	Limit	Over	
	Freq	Loss	Factor	Factor	Level	Level	Line	Limit Remark
	MHz	dB	dB/m	dB	dBuV	dBuV/m	dBuV/m	dB
1 pp	5310.000	8.57	34.44	38.17	81.13	85.97	68.20	17.77 Peak
2	5350.020	8.63	34.43	38.16	45.26	50.16	74.00	-23.84 Peak
3	5358.536	8.64	34.43	38.16	47.34	52.25	74.00	-21.75 Peak

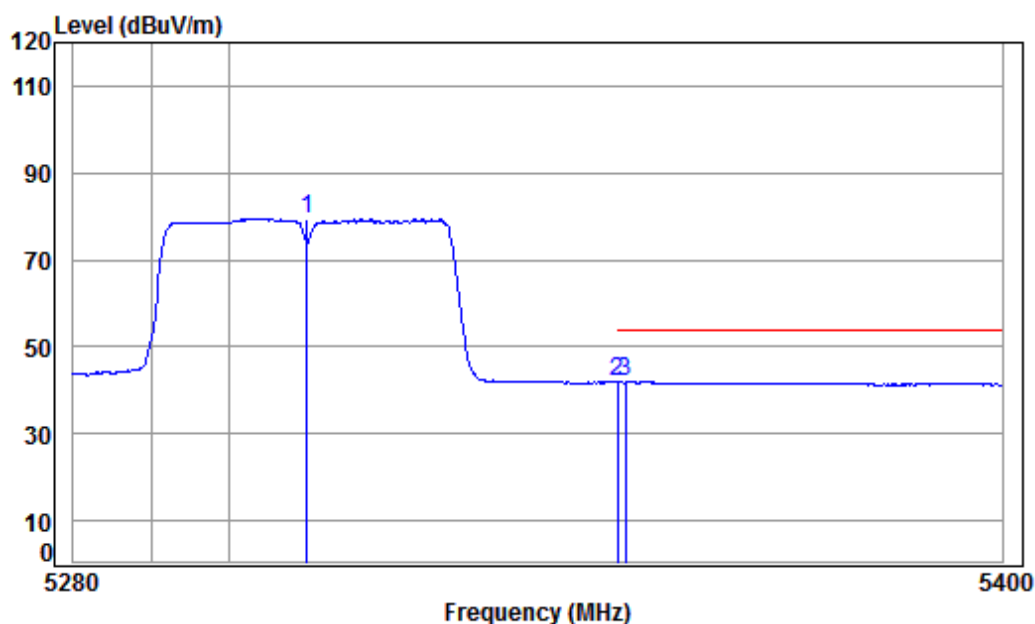


SGS-CSTC Standards Technical Services Co., Ltd.
Shenzhen Branch

Report No.: SZEM180100021802

Page: 643 of 818

Test mode:	802.11ac(HT40)	Frequency(MHz):	5310	Average	Vertical
------------	----------------	-----------------	------	---------	----------



Condition: 3m VERTICAL

Job No : 0217RG

Mode : 5310 Band edge

: Ant 2 5G WIFI 11AC(40) CH62

		Cable	Ant	Preamp	Read	Limit	Over	
	Freq	Loss	Factor	Factor	Level	Level	Line	Limit Remark
	MHz	dB	dB/m	dB	dBuV	dBuV/m	dBuV/m	dB
1	5310.000	8.57	34.44	38.17	74.69	79.53	-----	----- Average
2	5350.020	8.63	34.43	38.16	37.00	41.90	54.00	-12.10 Average
3 pp	5351.075	8.63	34.43	38.16	37.03	41.93	54.00	-12.07 Average

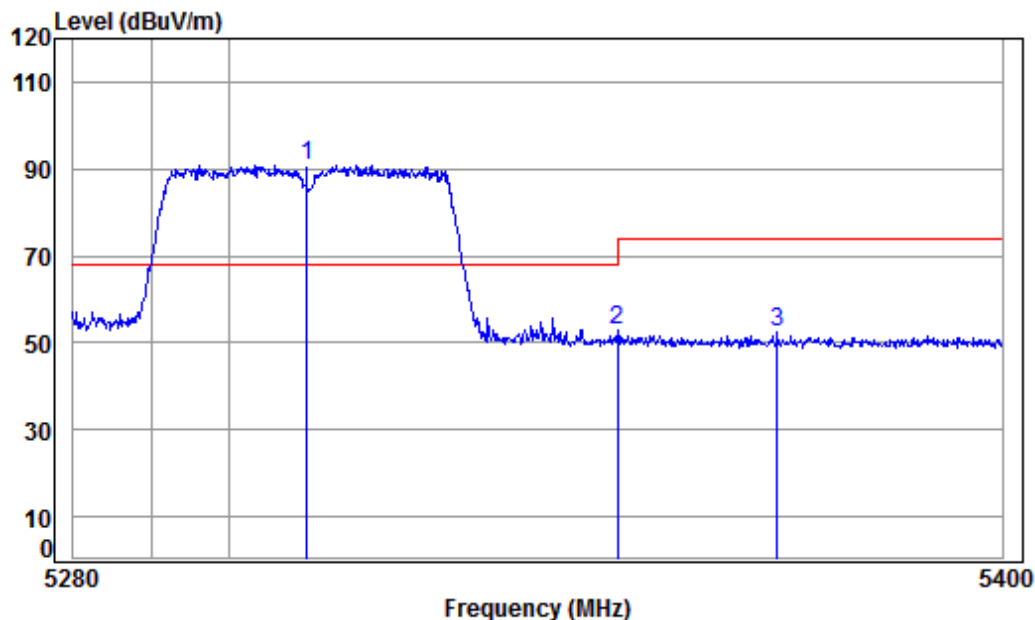


SGS-CSTC Standards Technical Services Co., Ltd.
Shenzhen Branch

Report No.: SZEM180100021802

Page: 644 of 818

Test mode:	802.11ac(HT40)	Frequency(MHz):	5310	Peak	Horizontal
------------	----------------	-----------------	------	------	------------



Condition: 3m HORIZONTAL

Job No : 0217RG

Mode : 5310 Band edge

: Ant 2 5G WIFI 11AC(40) CH62

		Cable	Ant	Preamp	Read	Limit	Over	
	Freq	Loss	Factor	Factor	Level	Level	Line	Limit Remark
	MHz	dB	dB/m	dB	dBuV	dBuV/m	dBuV/m	dB
1 pp	5310.000	8.57	34.44	38.17	85.99	90.83	68.20	22.63 peak
2	5350.020	8.63	34.43	38.16	48.20	53.10	74.00	-20.90 peak
3	5370.712	8.66	34.42	38.16	47.41	52.33	74.00	-21.67 peak

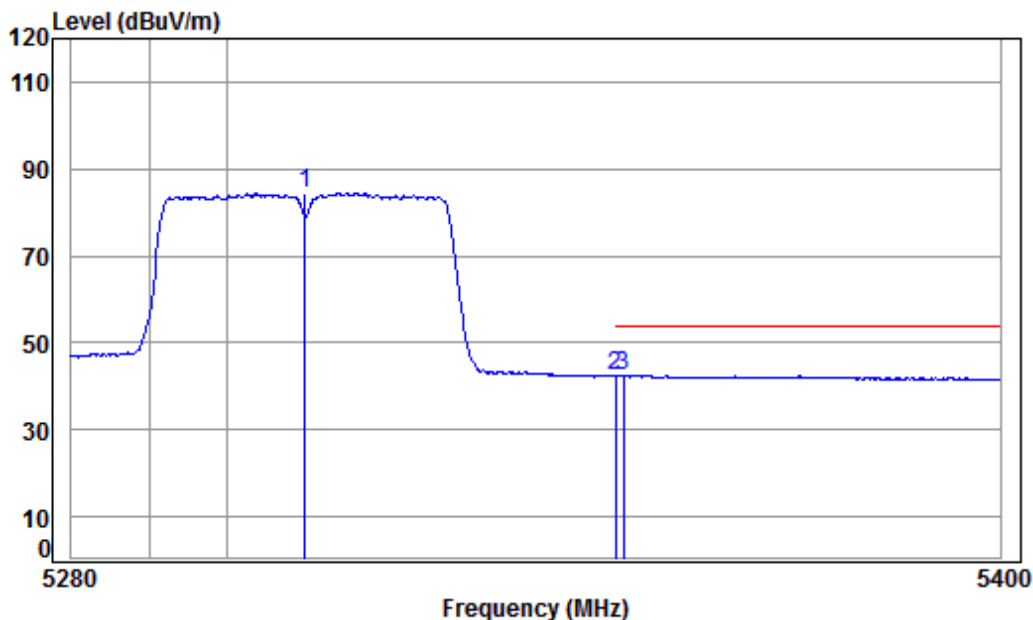


SGS-CSTC Standards Technical Services Co., Ltd.
Shenzhen Branch

Report No.: SZEM180100021802

Page: 645 of 818

Test mode:	802.11ac(HT40)	Frequency(MHz):	5310	Average	Horizontal
------------	----------------	-----------------	------	---------	------------



Condition: 3m HORIZONTAL

Job No : 0217RG

Mode : 5310 Band edge

: Ant 2 5G WIFI 11AC(40) CH62

		Cable	Ant	Preamp	Read	Limit	Over	
	Freq	Loss	Factor	Factor	Level	Level	Line	Limit Remark
	MHz	dB	dB/m	dB	dBuV	dBuV/m	dBuV/m	dB
1	5310.000	8.57	34.44	38.17	79.61	84.45	-----	----- Average
2	5350.020	8.63	34.43	38.16	37.55	42.45	54.00	-11.55 Average
3 pp	5351.075	8.63	34.43	38.16	37.56	42.46	54.00	-11.54 Average

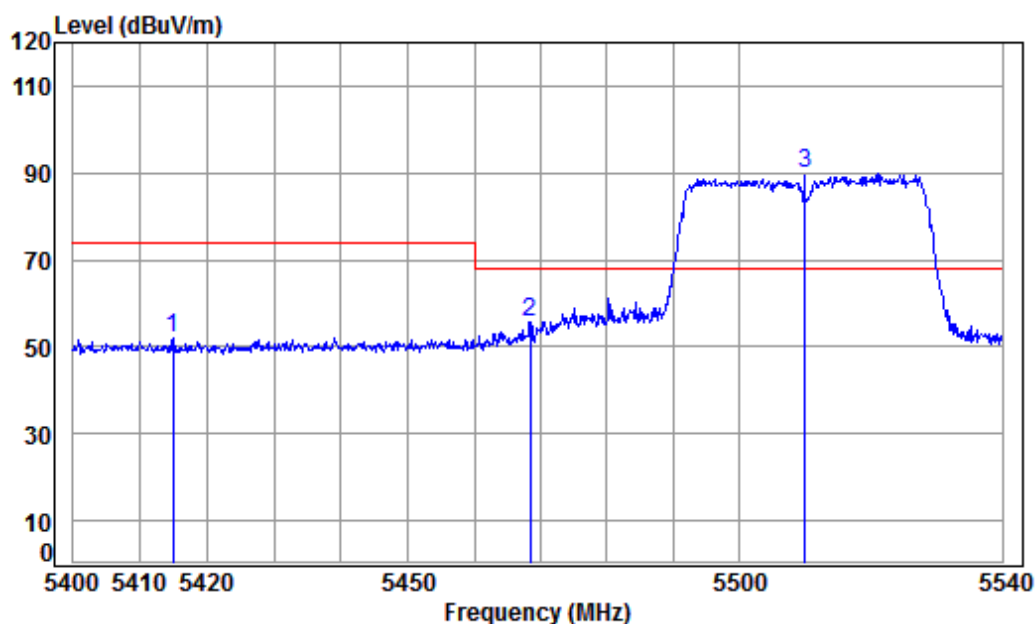


SGS-CSTC Standards Technical Services Co., Ltd.
Shenzhen Branch

Report No.: SZEM180100021802

Page: 646 of 818

Test mode:	802.11ac(HT40)	Frequency(MHz):	5510	Peak	Vertical
------------	----------------	-----------------	------	------	----------



Condition: 3m VERTICAL

Job No : 0217RG

Mode : 5510 Band edge

: Ant 2 5G WIFI 11AC(40) CH102

	Freq	Cable Loss	Ant Factor	Preamp Factor	Read Level	Level	Limit Line	Over Limit	Remark
	MHz	dB	dB/m	dB	dBuV	dBuV/m	dBuV/m	dB	
1	5414.948	8.73	34.42	38.16	47.16	52.15	74.00	-21.85	Peak
2	5468.432	8.80	34.41	38.15	50.73	55.79	68.20	-12.41	peak
3 pp	5510.000	8.89	34.41	38.15	84.88	90.03	68.20	21.83	Peak

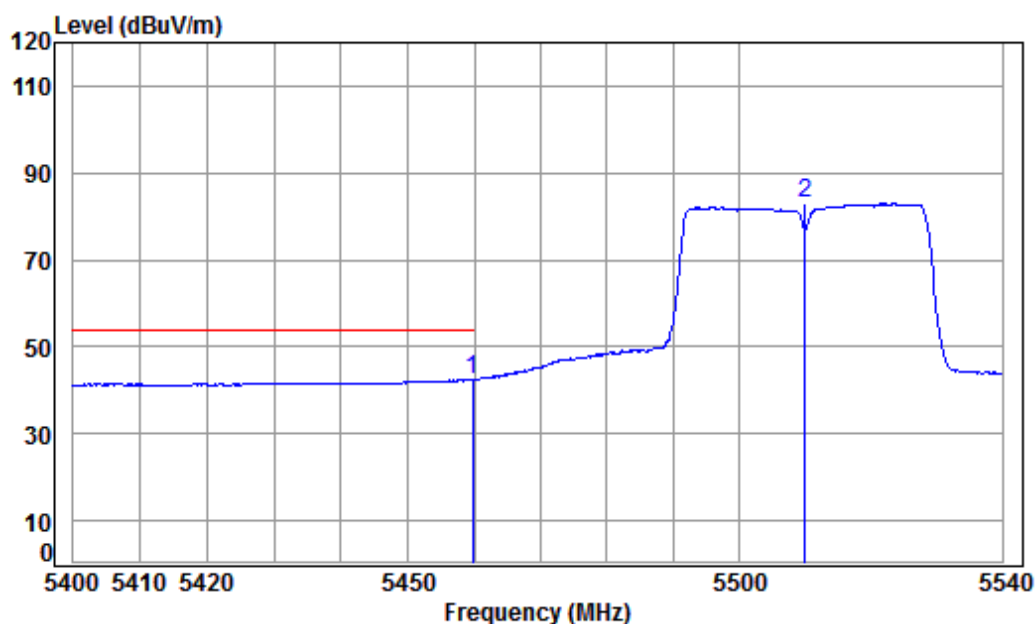


SGS-CSTC Standards Technical Services Co., Ltd.
Shenzhen Branch

Report No.: SZEM180100021802

Page: 647 of 818

Test mode:	802.11ac(HT40)	Frequency(MHz):	5510	Average	Vertical
------------	----------------	-----------------	------	---------	----------



Condition: 3m VERTICAL

Job No : 0217RG

Mode : 5510 Band edge

: Ant 2 5G WIFI 11AC(40) CH102

		Cable	Ant	Preamp	Read	Limit	Over	
	Freq	Loss	Factor	Factor	Level	Level	Line	Limit Remark
	MHz	dB	dB/m	dB	dBuV	dBuV/m	dBuV/m	dB
1	pp 5459.761	8.79	34.41	38.15	37.44	42.49	54.00	-11.51 Average
2	5510.000	8.89	34.41	38.15	77.72	82.87	-----	----- Average

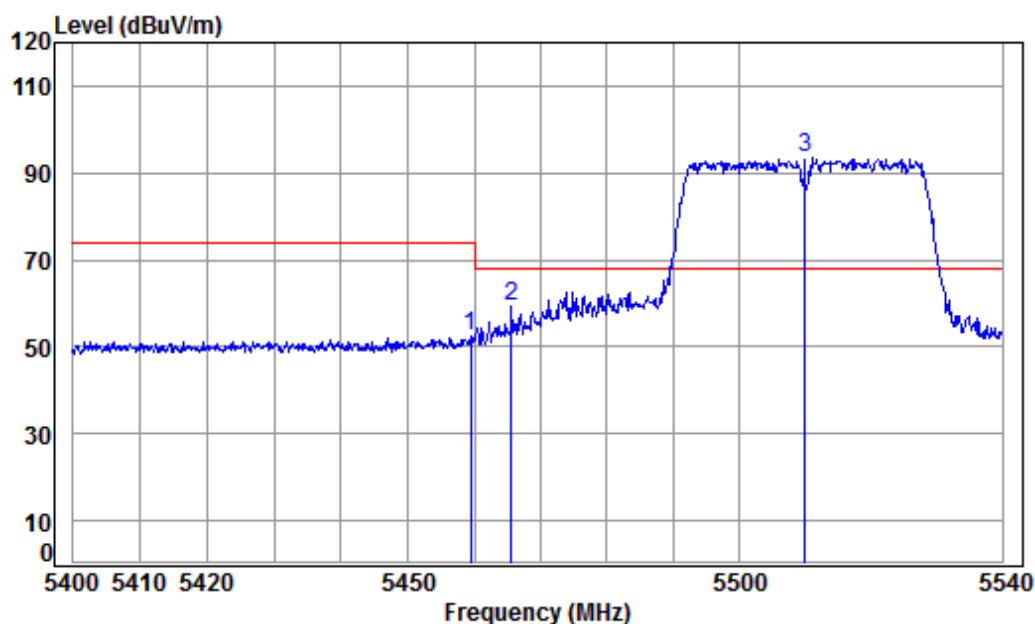


SGS-CSTC Standards Technical Services Co., Ltd.
Shenzhen Branch

Report No.: SZEM180100021802

Page: 648 of 818

Test mode:	802.11ac(HT40)	Frequency(MHz):	5510	Peak	Horizontal
------------	----------------	-----------------	------	------	------------



Condition: 3m HORIZONTAL

Job No : 0217RG

Mode : 5510 Band edge

: Ant 2 5G WIFI 11AC(40) CH102

	Freq	Cable Loss	Ant Factor	Preamp Factor	Read Level	Level	Limit Line	Over Limit	Remark
	MHz	dB	dB/m	dB	dBuV	dBuV/m	dBuV/m	dB	
1	5459.481	8.79	34.41	38.15	47.23	52.28	74.00	-21.72	peak
2	5465.634	8.80	34.41	38.15	54.04	59.10	68.20	-9.10	peak
3 pp	5510.000	8.89	34.41	38.15	88.28	93.43	68.20	25.23	peak

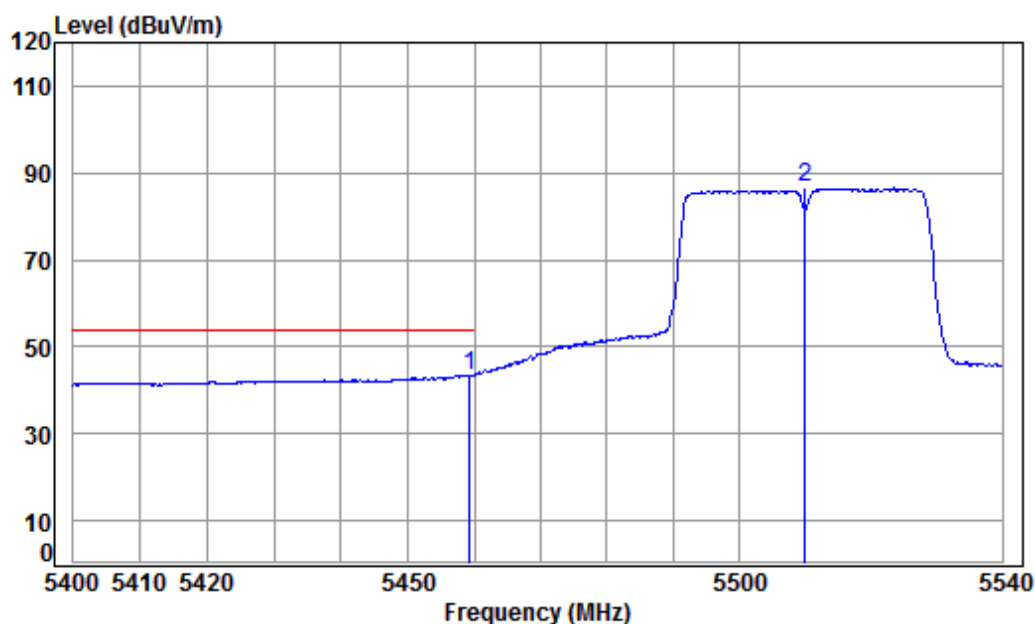


SGS-CSTC Standards Technical Services Co., Ltd.
Shenzhen Branch

Report No.: SZEM180100021802

Page: 649 of 818

Test mode:	802.11ac(HT40)	Frequency(MHz):	5510	Average	Horizontal
------------	----------------	-----------------	------	---------	------------



Condition: 3m HORIZONTAL

Job No : 0217RG

Mode : 5510 Band edge

: Ant 2 5G WIFI 11AC(40) CH102

		Cable	Ant	Preamp	Read	Limit	Over	
	Freq	Loss	Factor	Factor	Level	Level	Line	Limit Remark
	MHz	dB	dB/m	dB	dBuV	dBuV/m	dBuV/m	dB
1	pp 5459.342	8.79	34.41	38.15	38.52	43.57	54.00	-10.43 Average
2	5510.000	8.89	34.41	38.15	81.32	86.47	-----	----- Average

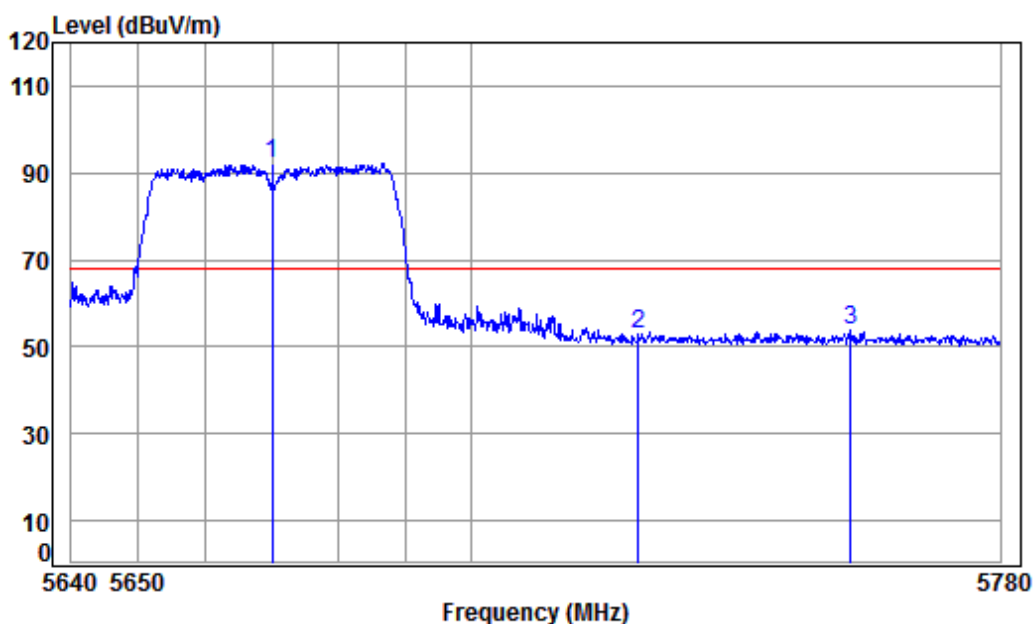


SGS-CSTC Standards Technical Services Co., Ltd. Shenzhen Branch

Report No.: SZEM180100021802

Page: 650 of 818

Test mode:	802.11ac(HT40)	Frequency(MHz):	5670	Peak	Vertical
------------	----------------	-----------------	------	------	----------



Condition: 3m VERTICAL

Job No : 0217RG

Mode : 5670 Band edge

: Ant 2 5G WIFI 11AC(40) CH134

		Cable	Ant	Preamp	Read	Limit	Over	
Freq	Loss	Factor	Factor	Level	Level	Line	Limit	Remark
MHz	dB	dB/m	dB	dBuV	dBuV/m	dBuV/m	dB	
1 pp 5670.000	9.45	34.50	38.13	86.31	92.13	68.20	23.93	Peak
2 5725.000	9.64	34.54	38.13	46.80	52.85	68.20	-15.35	Peak
3 5757.228	9.75	34.56	38.12	47.51	53.70	68.20	-14.50	Peak

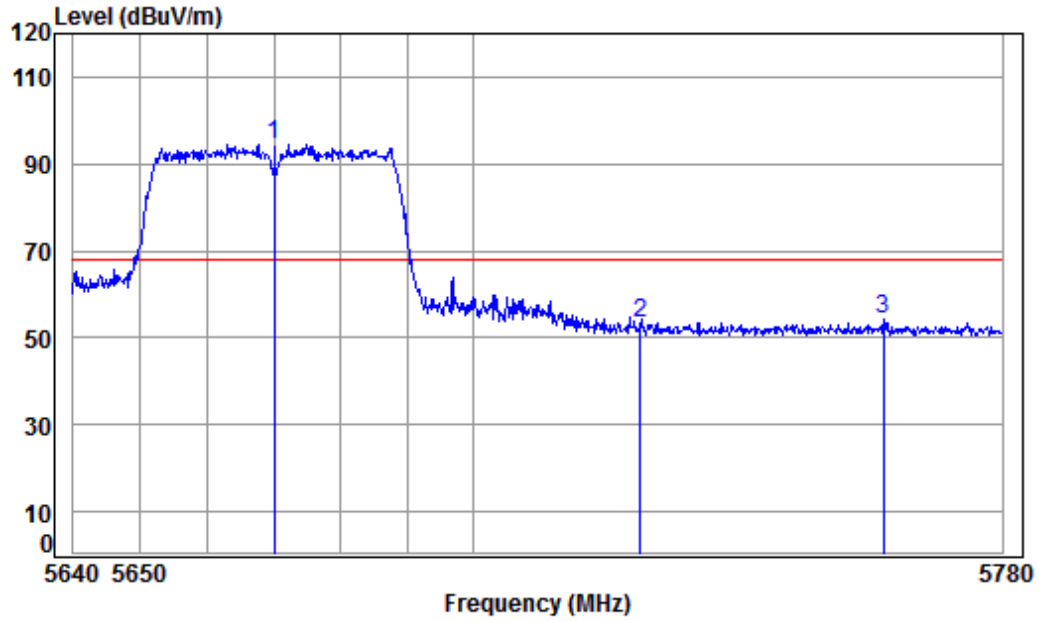


SGS-CSTC Standards Technical Services Co., Ltd.
Shenzhen Branch

Report No.: SZEM180100021802

Page: 651 of 818

Test mode:	802.11ac(HT40)	Frequency(MHz):	5670	Peak	Horizontal
------------	----------------	-----------------	------	------	------------



Condition: 3m HORIZONTAL

Job No : 0217RG

Mode : 5670 Band edge

: Ant 2 5G WIFI 11AC(40) CH134

		Cable	Ant	Preamp	Read		Limit	Over	
	Freq	Loss	Factor	Factor	Level	Level	Line	Limit	Remark
	MHz	dB	dB/m	dB	dBuV	dBuV/m	dBuV/m	dB	
1	pp 5670.000	9.45	34.50	38.13	88.70	94.52	68.20	26.32	peak
2	5725.000	9.64	34.54	38.13	47.12	53.17	68.20	-15.03	peak
3	5761.888	9.77	34.56	38.12	48.03	54.24	68.20	-13.96	peak

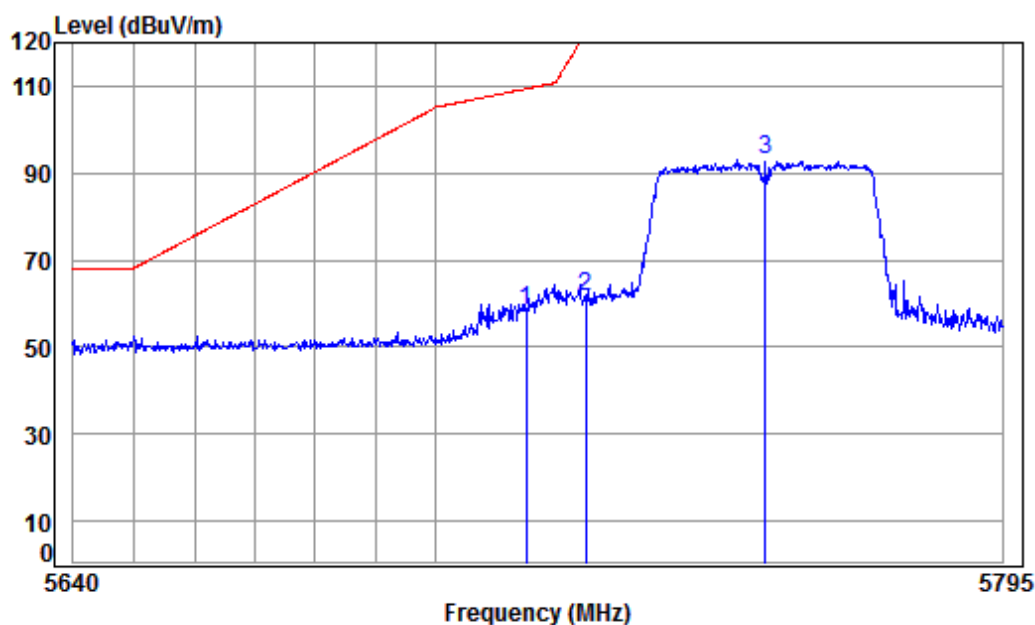


SGS-CSTC Standards Technical Services Co., Ltd.
Shenzhen Branch

Report No.: SZEM180100021802

Page: 652 of 818

Test mode:	802.11ac(HT40)	Frequency(MHz):	5755	Peak	Vertical
------------	----------------	-----------------	------	------	----------



Condition: 3m VERTICAL

Job No : 0217RG

Mode : 5755 Band edge

: Ant 2 5G WIFI 11AC(40) CH151

		Cable	Ant	Preamp	Read	Limit	Over	
	Freq	Loss	Factor	Factor	Level	Level	Line	Limit Remark
	MHz	dB	dB/m	dB	dBuV	dBuV/m	dBuV/m	dB
1	5715.000	9.61	34.53	38.13	52.25	58.26	109.40	-51.14 peak
2	5725.000	9.64	34.54	38.13	55.53	61.58	122.20	-60.62 peak
3 pp	5755.000	9.75	34.56	38.12	86.67	92.86	125.20	-32.34 peak

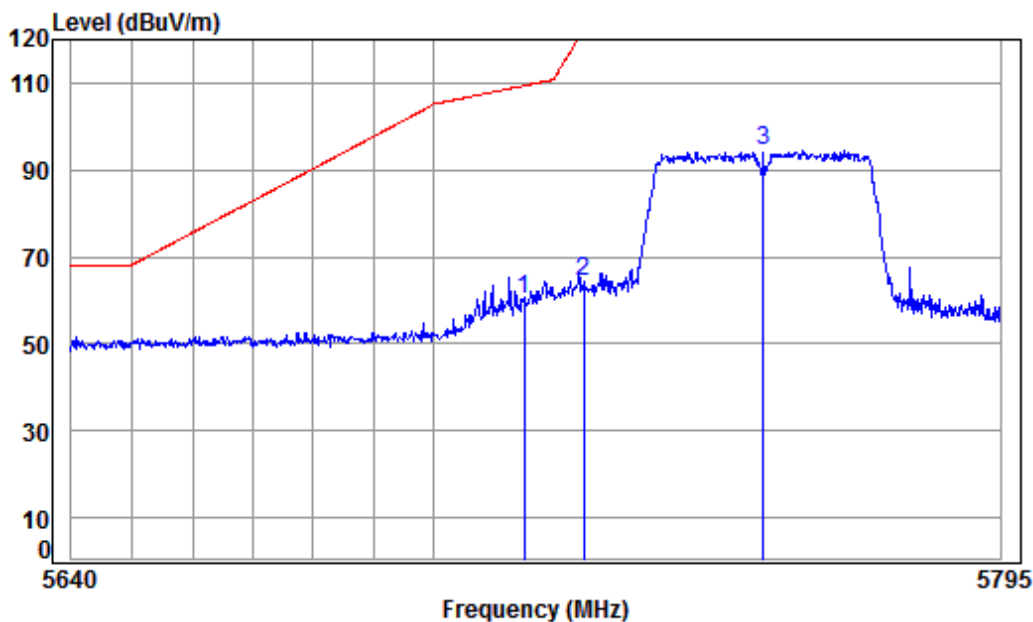


SGS-CSTC Standards Technical Services Co., Ltd.
Shenzhen Branch

Report No.: SZEM180100021802

Page: 653 of 818

Test mode:	802.11ac(HT40)	Frequency(MHz):	5755	Peak	Horizontal
------------	----------------	-----------------	------	------	------------



Condition: 3m HORIZONTAL

Job No : 0217RG

Mode : 5755 Band edge

: Ant 2 5G WIFI 11AC(40) CH151

		Cable	Ant	Preamp	Read	Limit	Over	
	Freq	Loss	Factor	Factor	Level	Level	Line	Limit Remark
	MHz	dB	dB/m	dB	dBuV	dBuV/m	dBuV/m	dB
1	5715.000	9.61	34.53	38.13	54.11	60.12	109.40	-49.28 peak
2	5725.000	9.64	34.54	38.13	58.13	64.18	122.20	-58.02 peak
3 pp	5755.000	9.75	34.56	38.12	88.22	94.41	125.20	-30.79 peak

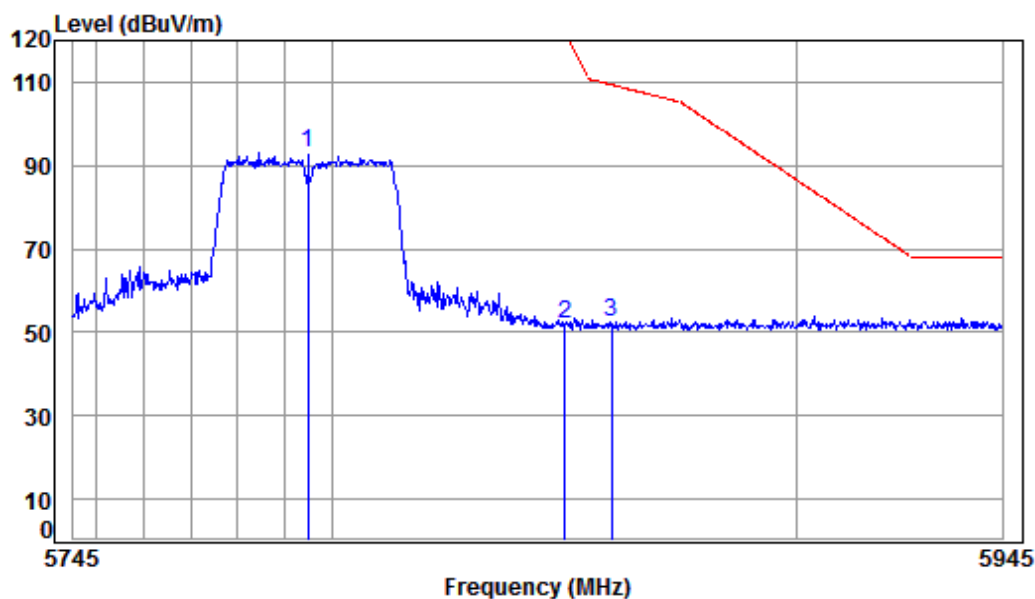


SGS-CSTC Standards Technical Services Co., Ltd.
Shenzhen Branch

Report No.: SZEM180100021802

Page: 654 of 818

Test mode:	802.11ac(HT40)	Frequency(MHz):	5795	Peak	Vertical
------------	----------------	-----------------	------	------	----------



Condition: 3m VERTICAL

Job No : 0217RG

Mode : 5795 Band edge

: Ant 2 5G WIFI 11AC(40) CH159

		Cable	Ant	Preamp	Read	Limit	Over	
	Freq	Loss	Factor	Factor	Level	Level	Line	Remark
	MHz	dB	dB/m	dB	dBuV	dBuV/m	dBuV/m	dB
1	pp 5795.000	9.88	34.58	38.12	86.55	92.89	125.20	-32.31 peak
2	5850.000	10.07	34.61	38.11	45.54	52.11	122.20	-70.09 peak
3	5860.000	10.10	34.62	38.11	45.71	52.32	109.40	-57.08 peak

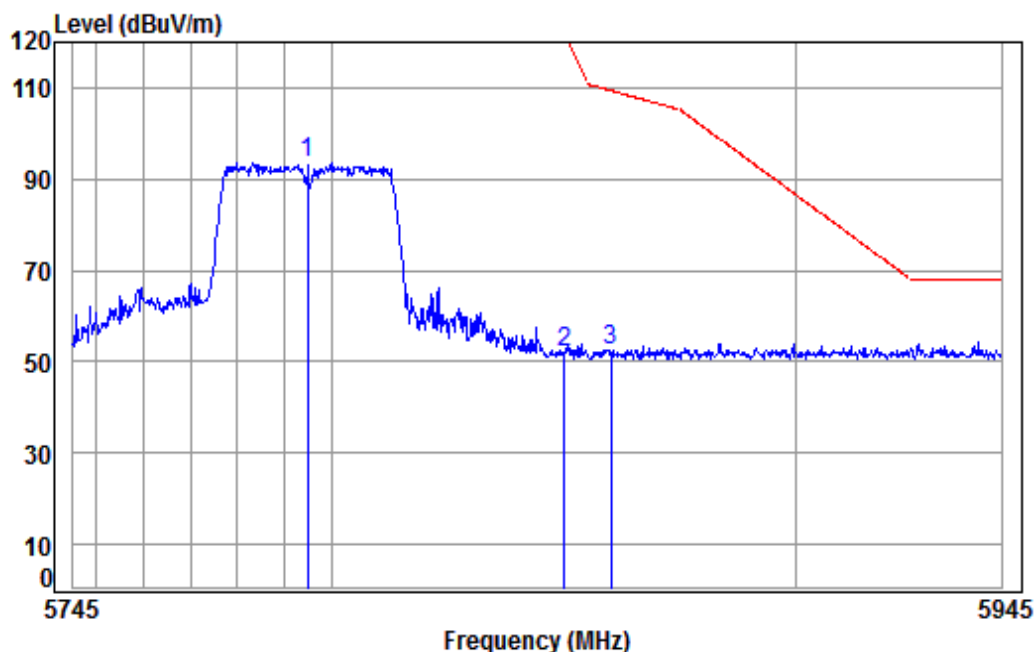


SGS-CSTC Standards Technical Services Co., Ltd.
Shenzhen Branch

Report No.: SZEM180100021802

Page: 655 of 818

Test mode:	802.11ac(HT40)	Frequency(MHz):	5795	Peak	Horizontal
------------	----------------	-----------------	------	------	------------



Condition: 3m HORIZONTAL

Job No : 0217RG

Mode : 5795 Band edge

: Ant 2 5G WIFI 11AC(40) CH159

		Cable	Ant	Preamp	Read		Limit	Over	
	Freq	Loss	Factor	Factor	Level	Level	Line	Limit	Remark
	MHz	dB	dB/m	dB	dBuV	dBuV/m	dBuV/m	dB	
1 pp	5795.000	9.88	34.58	38.12	87.20	93.54	125.20	-31.66	peak
2	5850.000	10.07	34.61	38.11	45.54	52.11	122.20	-70.09	peak
3	5860.000	10.10	34.62	38.11	45.73	52.34	109.40	-57.06	peak

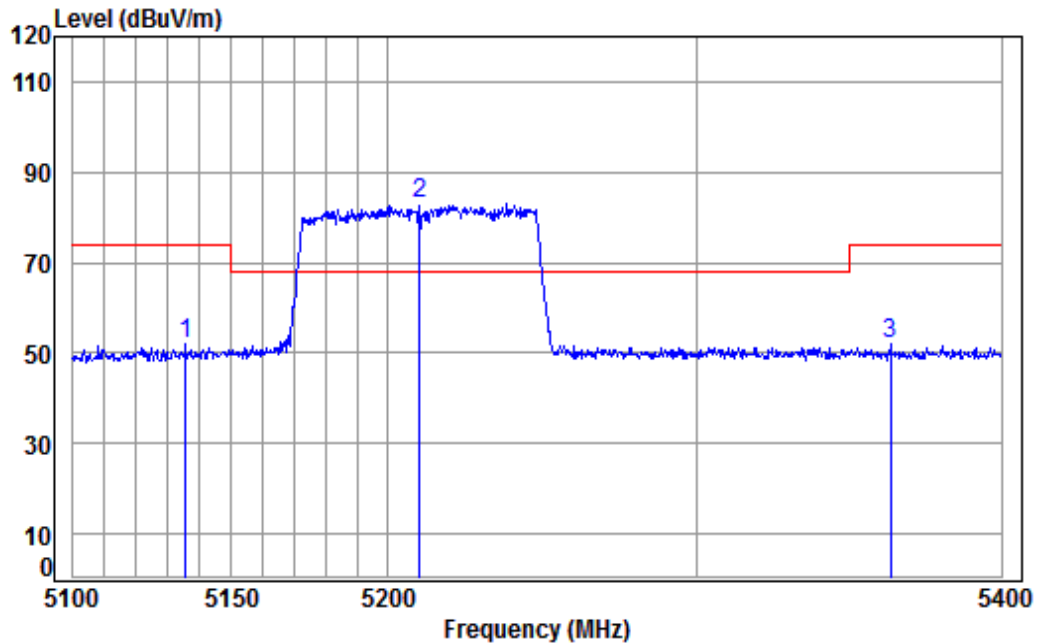


SGS-CSTC Standards Technical Services Co., Ltd. Shenzhen Branch

Report No.: SZEM180100021802

Page: 656 of 818

Test mode:	802.11ac(HT80)	Frequency(MHz):	5210	Peak	Vertical
------------	----------------	-----------------	------	------	----------



Condition: 3m VERTICAL

Job No : 0217RG

Mode : 5210 Band edge

: Ant 2 5G WIFI 11AC(80) CH42

		Cable	Ant	Preamp	Read	Limit	Over	
	Freq	Loss	Factor	Factor	Level	Line	Limit	Remark
	MHz	dB	dB/m	dB	dBuV	dBuV/m	dBuV/m	dB
1	5135.395	8.30	34.47	38.19	47.25	51.83	74.00	-22.17 Peak
2	5210.000	8.42	34.46	38.18	78.20	82.90	68.20	14.70 Peak
3	5363.395	8.65	34.43	38.16	47.21	52.13	74.00	-21.87 Peak

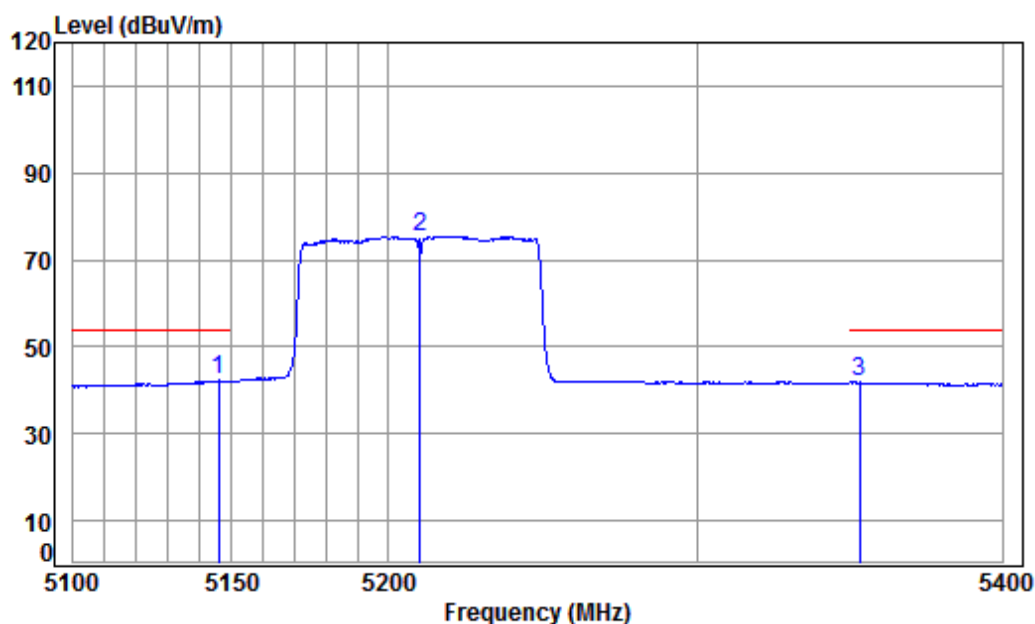


SGS-CSTC Standards Technical Services Co., Ltd.
Shenzhen Branch

Report No.: SZEM180100021802

Page: 657 of 818

Test mode:	802.11ac(HT80)	Frequency(MHz):	5210	Average	Vertical
------------	----------------	-----------------	------	---------	----------



Condition: 3m VERTICAL

Job No : 0217RG

Mode : 5210 Band edge

: Ant 2 5G WIFI 11AC(80) CH42

		Cable	Ant	Preamp	Read	Limit	Over	
	Freq	Loss	Factor	Factor	Level	Line	Limit	Remark
	MHz	dB	dB/m	dB	dBuV	dBuV/m	dBuV/m	dB
1 pp	5145.973	8.32	34.47	38.18	37.64	42.25	54.00	-11.75 Average
2	5210.000	8.42	34.46	38.18	70.79	75.49	-----	----- Average
3	5352.676	8.63	34.43	38.16	37.01	41.91	54.00	-12.09 Average

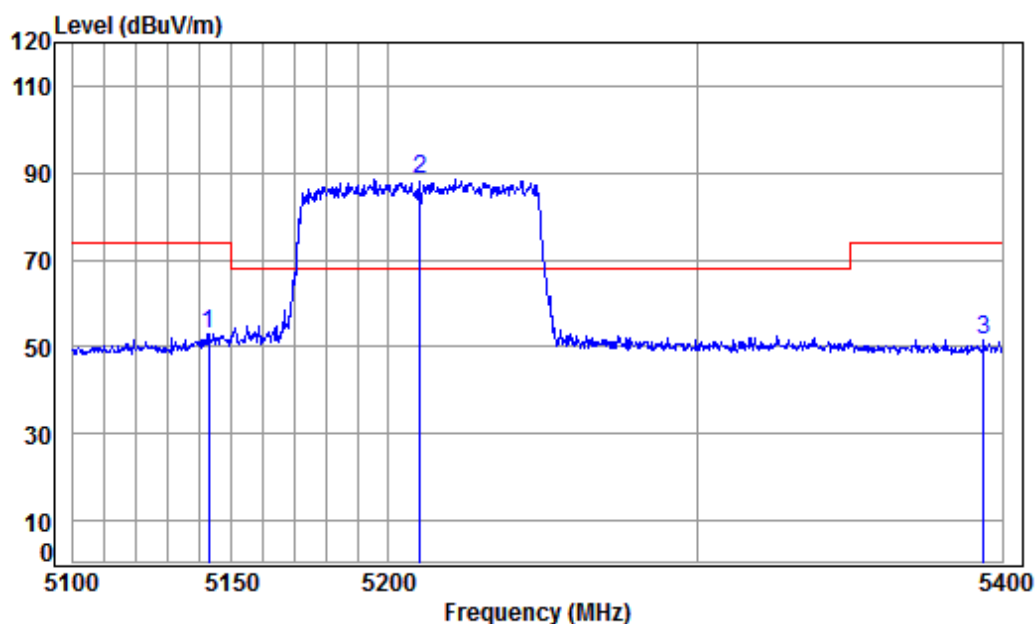


SGS-CSTC Standards Technical Services Co., Ltd.
Shenzhen Branch

Report No.: SZEM180100021802

Page: 658 of 818

Test mode:	802.11ac(HT80)	Frequency(MHz):	5210	Peak	Horizontal
------------	----------------	-----------------	------	------	------------



Condition: 3m HORIZONTAL

Job No : 0217RG

Mode : 5210 Band edge

: Ant 2 5G WIFI 11AC(80) CH42

	Freq	Cable Loss	Ant Factor	Preamp Factor	Read Level	Limit Level	Limit Line	Over Limit	Remark
	MHz	dB	dB/m	dB	dBuV	dBuV/m	dBuV/m	dB	
1	5142.738	8.31	34.47	38.18	48.53	53.13	74.00	-20.87	peak
2 pp	5210.000	8.42	34.46	38.18	83.73	88.43	68.20	20.23	peak
3	5393.831	8.69	34.42	38.16	46.52	51.47	74.00	-22.53	peak

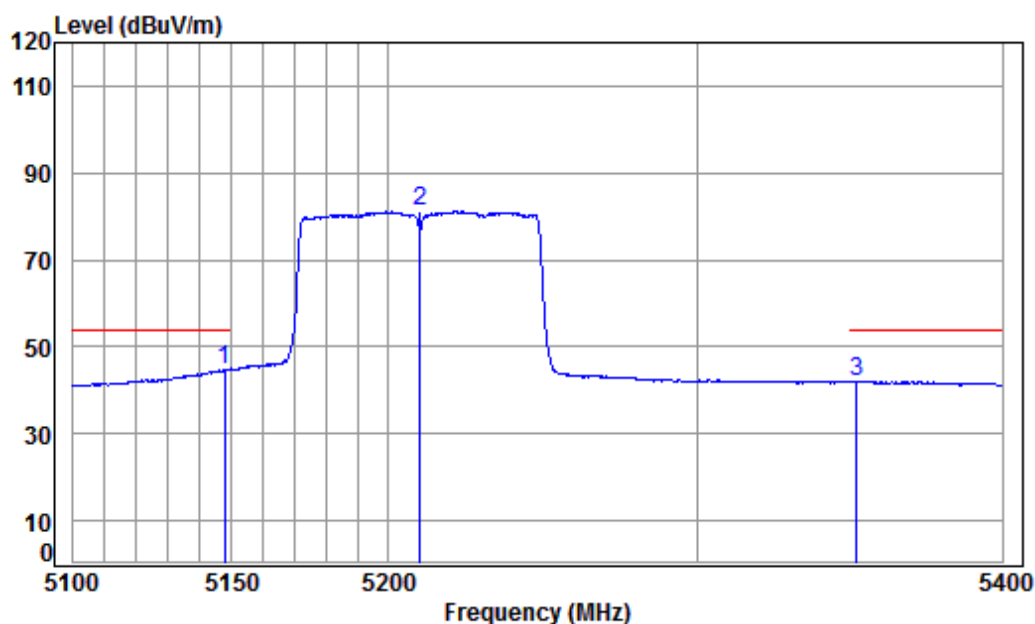


SGS-CSTC Standards Technical Services Co., Ltd.
Shenzhen Branch

Report No.: SZEM180100021802

Page: 659 of 818

Test mode:	802.11ac(HT80)	Frequency(MHz):	5210	Average	Horizontal
------------	----------------	-----------------	------	---------	------------



Condition: 3m HORIZONTAL

Job No : 0217RG

Mode : 5210 Band edge

: Ant 2 5G WIFI 11AC(80) CH42

	Freq	Cable Loss	Ant Factor	Preamp Factor	Read Level	Limit Level	Limit Line	Over Limit	Remark
	MHz	dB	dB/m	dB	dBuV	dBuV/m	dBuV/m	dB	
1 pp	5147.738	8.32	34.47	38.18	40.18	44.79	54.00	-9.21	Average
2	5210.000	8.42	34.46	38.18	76.51	81.21	-----	-----	Average
3	5351.758	8.63	34.43	38.16	37.26	42.16	54.00	-11.84	Average

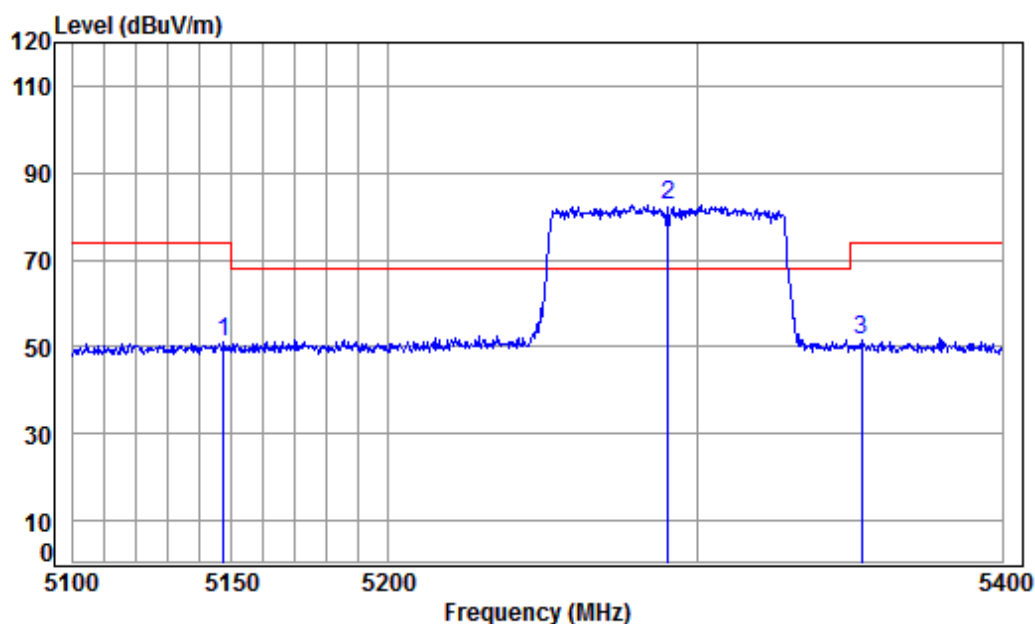


SGS-CSTC Standards Technical Services Co., Ltd.
Shenzhen Branch

Report No.: SZEM180100021802

Page: 660 of 818

Test mode:	802.11ac(HT80)	Frequency(MHz):	5290	Peak	Vertical
------------	----------------	-----------------	------	------	----------



Condition: 3m VERTICAL

Job No : 0217RG

Mode : 5290 Band edge

: Ant 2 5G WIFI 11AC(80) CH58

	Freq	Cable Loss	Ant Factor	Preamp Factor	Read Level	Level	Limit Line	Over Limit	Remark
	MHz	dB	dB/m	dB	dBuV	dBuV/m	dBuV/m	dB	
1	5147.443	8.32	34.47	38.18	46.33	50.94	74.00	-23.06	Peak
2 pp	5290.000	8.54	34.44	38.17	77.77	82.58	68.20	14.38	Peak
3	5353.594	8.63	34.43	38.16	46.47	51.37	74.00	-22.63	Peak

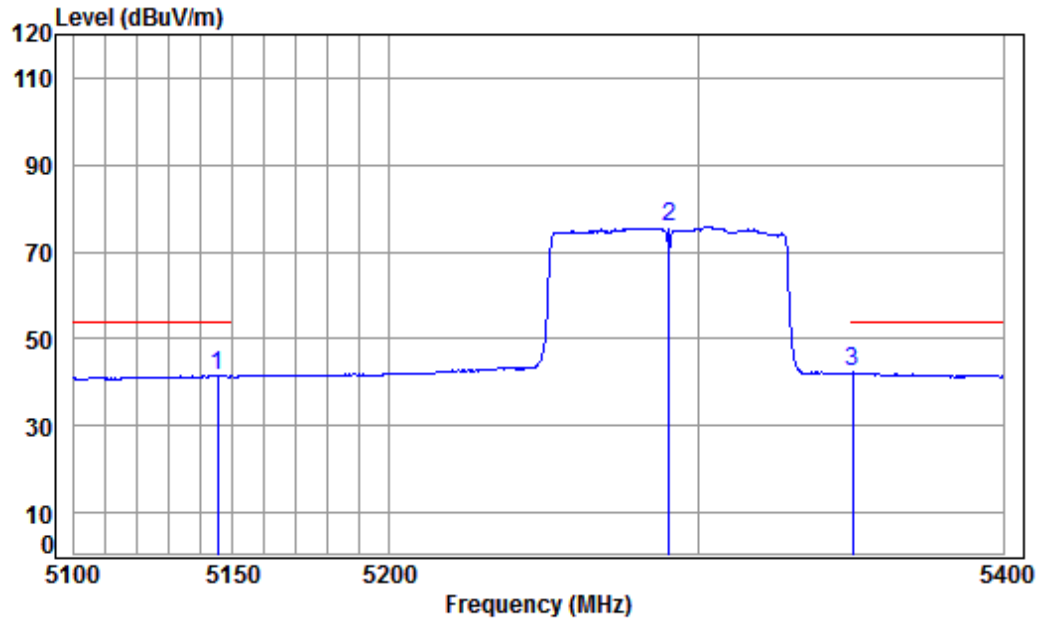


SGS-CSTC Standards Technical Services Co., Ltd.
Shenzhen Branch

Report No.: SZEM180100021802

Page: 661 of 818

Test mode:	802.11ac(HT80)	Frequency(MHz):	5290	Average	Vertical
------------	----------------	-----------------	------	---------	----------



Condition: 3m VERTICAL

Job No : 0217RG

Mode : 5290 Band edge

: Ant 2 5G WIFI 11AC(80) CH58

	Freq	Cable Loss	Ant Factor	Preamp Factor	Read Level	Limit Level	Over Limit	Remark
	MHz	dB	dB/m	dB	dBuV	dBuV/m	dBuV/m	dB
1	5145.384	8.32	34.47	38.18	36.93	41.54	54.00	-12.46 Average
2	5290.000	8.54	34.44	38.17	70.86	75.67	-----	----- Average
3 pp	5350.229	8.63	34.43	38.16	37.37	42.27	54.00	-11.73 Average

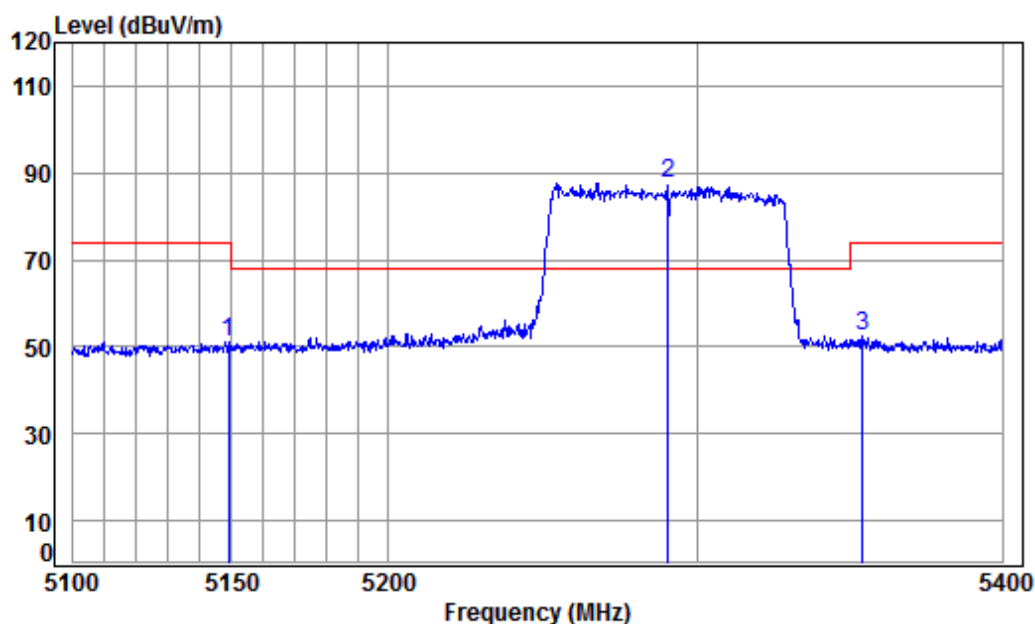


SGS-CSTC Standards Technical Services Co., Ltd.
Shenzhen Branch

Report No.: SZEM180100021802

Page: 662 of 818

Test mode:	802.11ac(HT80)	Frequency(MHz):	5290	Peak	Horizontal
------------	----------------	-----------------	------	------	------------



Condition: 3m HORIZONTAL

Job No : 0217RG

Mode : 5290 Band edge

: Ant 2 5G WIFI 11AC(80) CH58

	Freq	Cable Loss	Ant Factor	Preamplifier Factor	Read Level	Limit Level	Limit Line	Over Limit	Remark
	MHz	dB	dB/m	dB	dBuV	dBuV/m	dBuV/m	dB	
1	5148.915	8.32	34.47	38.18	46.66	51.27	74.00	-22.73	peak
2 pp	5290.000	8.54	34.44	38.17	82.98	87.79	68.20	19.59	peak
3	5353.899	8.64	34.43	38.16	47.44	52.35	74.00	-21.65	peak

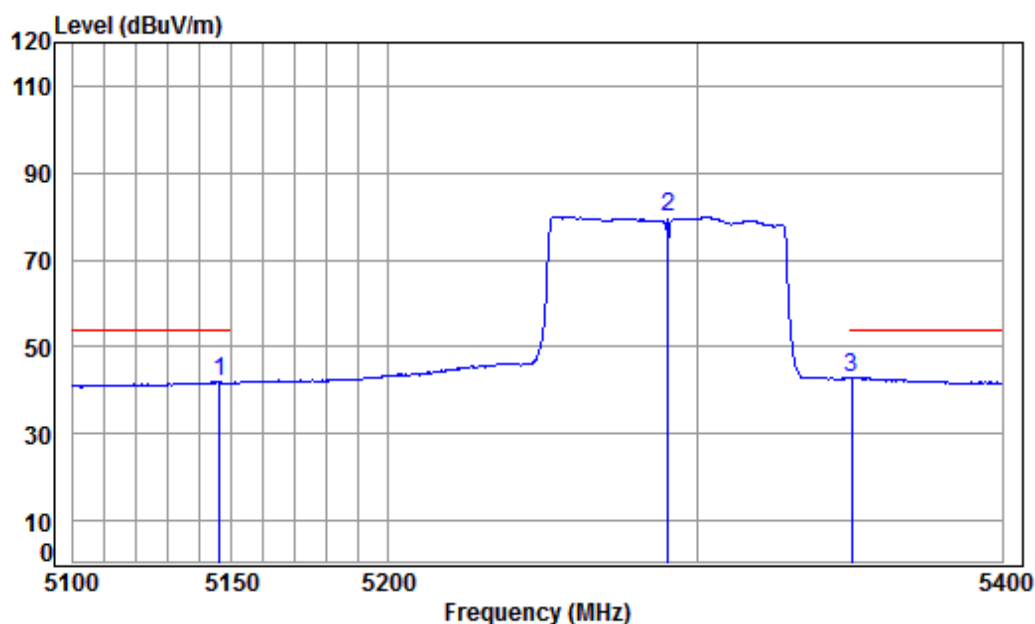


SGS-CSTC Standards Technical Services Co., Ltd.
Shenzhen Branch

Report No.: SZEM180100021802

Page: 663 of 818

Test mode:	802.11ac(HT80)	Frequency(MHz):	5290	Average	Horizontal
------------	----------------	-----------------	------	---------	------------



Condition: 3m HORIZONTAL

Job No : 0217RG

Mode : 5290 Band edge

: Ant 2 5G WIFI 11AC(80) CH58

	Freq	Cable Loss	Ant Factor	Preamp Factor	Read Level	Limit Level	Over Limit	Remark
	MHz	dB	dB/m	dB	dBuV	dBuV/m	dBuV/m	dB
1	5146.267	8.32	34.47	38.18	37.32	41.93	54.00	-12.07 Average
2	5290.000	8.54	34.44	38.17	75.26	80.07	-----	----- Average
3 pp	5350.229	8.63	34.43	38.16	38.08	42.98	54.00	-11.02 Average

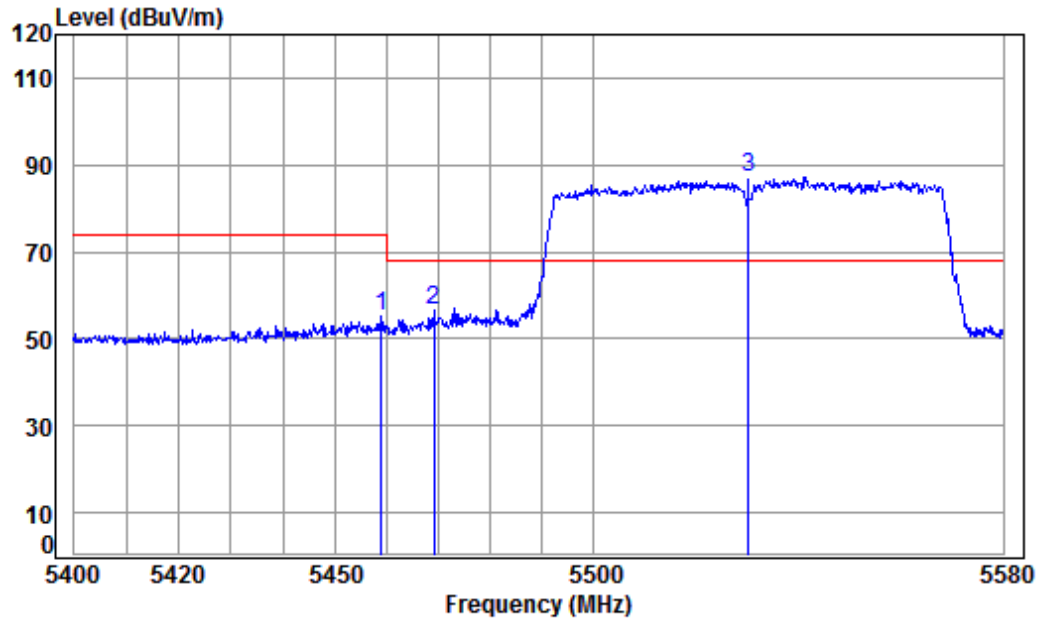


SGS-CSTC Standards Technical Services Co., Ltd.
Shenzhen Branch

Report No.: SZEM180100021802

Page: 664 of 818

Test mode:	802.11ac(HT80)	Frequency(MHz):	5530	Peak	Vertical
------------	----------------	-----------------	------	------	----------



Condition: 3m VERTICAL

Job No : 0217RG

Mode : 5530 Band edge

: Ant 2 5G WIFI 11AC(80) CH106

	Freq	Cable Loss	Ant Factor	Preamplifier Factor	Read Level	Level	Limit Line	Over Limit	Remark
	MHz	dB	dB/m	dB	dBuV	dBuV/m	dBuV/m	dB	
1	5458.928	8.79	34.41	38.15	49.99	55.04	74.00	-18.96	Peak
2	5468.961	8.80	34.41	38.15	51.48	56.54	68.20	-11.66	peak
3 pp	5530.000	8.96	34.42	38.14	81.93	87.17	68.20	18.97	Peak

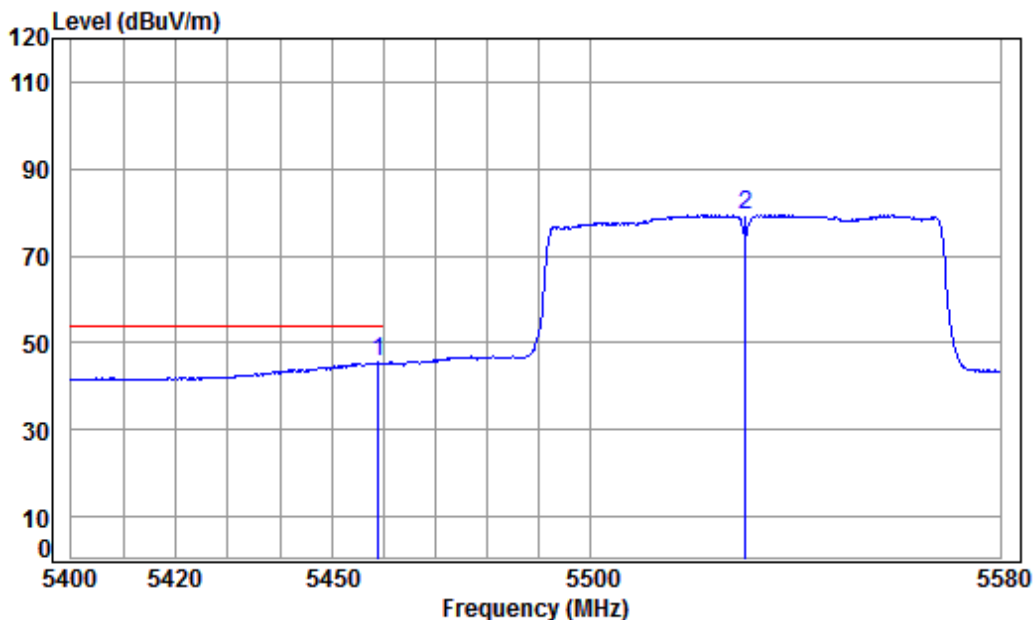


SGS-CSTC Standards Technical Services Co., Ltd.
Shenzhen Branch

Report No.: SZEM180100021802

Page: 665 of 818

Test mode:	802.11ac(HT80)	Frequency(MHz):	5530	Average	Vertical
------------	----------------	-----------------	------	---------	----------



Condition: 3m VERTICAL

Job No : 0217RG

Mode : 5530 Band edge

: Ant 2 5G WIFI 11AC(80) CH106

		Cable	Ant	Preamp	Read		Limit	Over	
	Freq	Loss	Factor	Factor	Level	Level	Line	Limit	Remark
	MHz	dB	dB/m	dB	dBuV	dBuV/m	dBuV/m	dB	
1 pp	5458.928	8.79	34.41	38.15	40.46	45.51	54.00	-8.49	Average
2	5530.000	8.96	34.42	38.14	74.23	79.47	-----	-----	Average

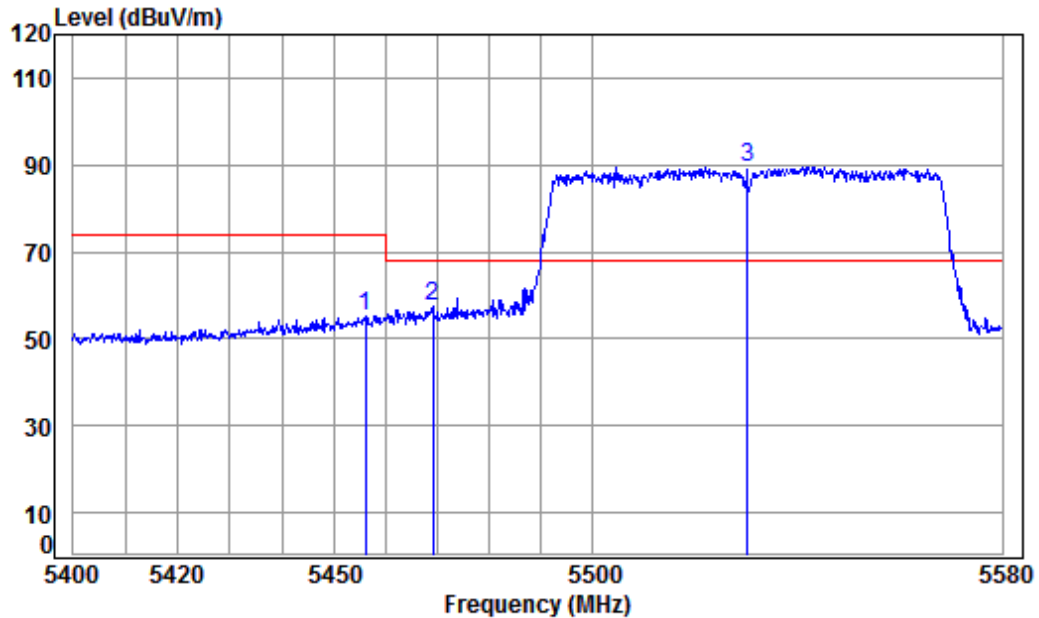


SGS-CSTC Standards Technical Services Co., Ltd.
Shenzhen Branch

Report No.: SZEM180100021802

Page: 666 of 818

Test mode:	802.11ac(HT80)	Frequency(MHz):	5530	Peak	Horizontal
------------	----------------	-----------------	------	------	------------



Condition: 3m HORIZONTAL

Job No : 0217RG

Mode : 5530 Band edge

: Ant 2 5G WIFI 11AC(80) CH106

	Freq	Cable Loss	Ant Factor	Preamplifier Factor	Read Level	Limit Level	Limit Line	Over Limit	Remark
	MHz	dB	dB/m	dB	dBuV	dBuV/m	dBuV/m	dB	
1	5456.064	8.79	34.41	38.15	50.17	55.22	74.00	-18.78	peak
2	5468.961	8.80	34.41	38.15	52.49	57.55	68.20	-10.65	peak
3 pp	5530.000	8.96	34.42	38.14	84.29	89.53	68.20	21.33	peak

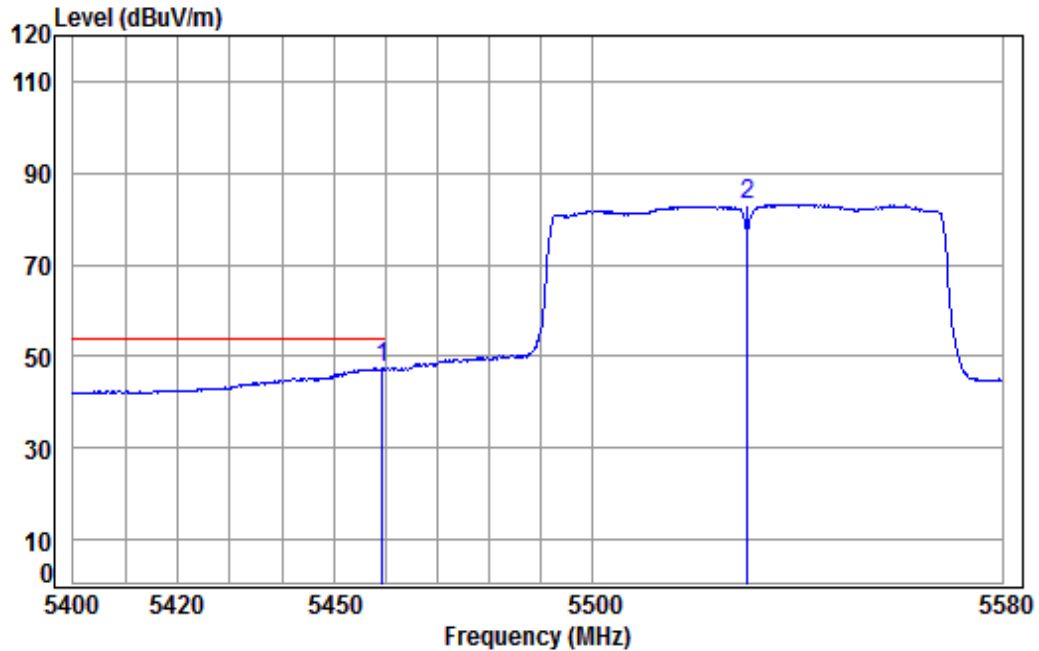


SGS-CSTC Standards Technical Services Co., Ltd.
Shenzhen Branch

Report No.: SZEM180100021802

Page: 667 of 818

Test mode:	802.11ac(HT80)	Frequency(MHz):	5530	Average	Horizontal
------------	----------------	-----------------	------	---------	------------



Condition: 3m HORIZONTAL

Job No : 0217RG

Mode : 5530 Band edge

: Ant 2 5G WIFI 11AC(80) CH106

		Cable	Ant	Preamp	Read		Limit	Over	
	Freq	Loss	Factor	Factor	Level	Level	Line	Limit	Remark
	MHz	dB	dB/m	dB	dBuV	dBuV/m	dBuV/m	dB	
1 pp	5459.286	8.79	34.41	38.15	42.30	47.35	54.00	-6.65	Average
2	5530.000	8.96	34.42	38.14	78.02	83.26	-----	-----	Average

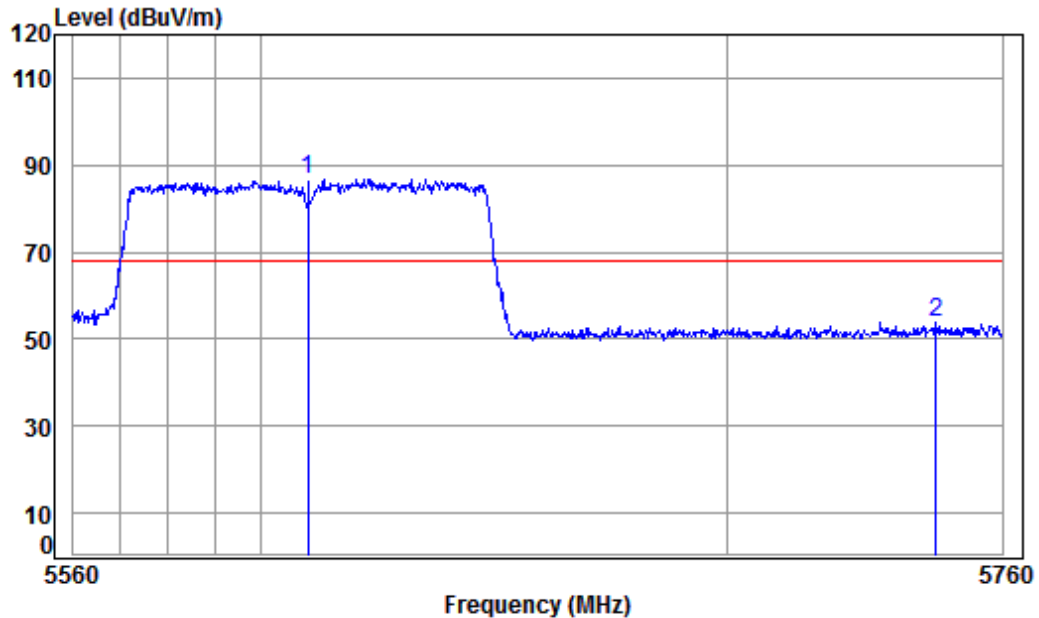


SGS-CSTC Standards Technical Services Co., Ltd.
Shenzhen Branch

Report No.: SZEM180100021802

Page: 668 of 818

Test mode:	802.11ac(HT80)	Frequency(MHz):	5610	Peak	Vertical
------------	----------------	-----------------	------	------	----------



Condition: 3m VERTICAL

Job No : 0217RG

Mode : 5610 Band edge

: Ant 2 5G WIFI 11AC(80) CH122

		Cable	Ant	Preamp	Read		Limit	Over	
	Freq	Loss	Factor	Factor	Level	Level	Line	Limit	Remark
	MHz	dB	dB/m	dB	dBuV	dBuV/m	dBuV/m	dB	
1	pp 5610.000	9.24	34.47	38.14	81.19	86.76	68.20	18.56	Peak
2	5745.566	9.71	34.55	38.12	47.60	53.74	68.20	-14.46	Peak

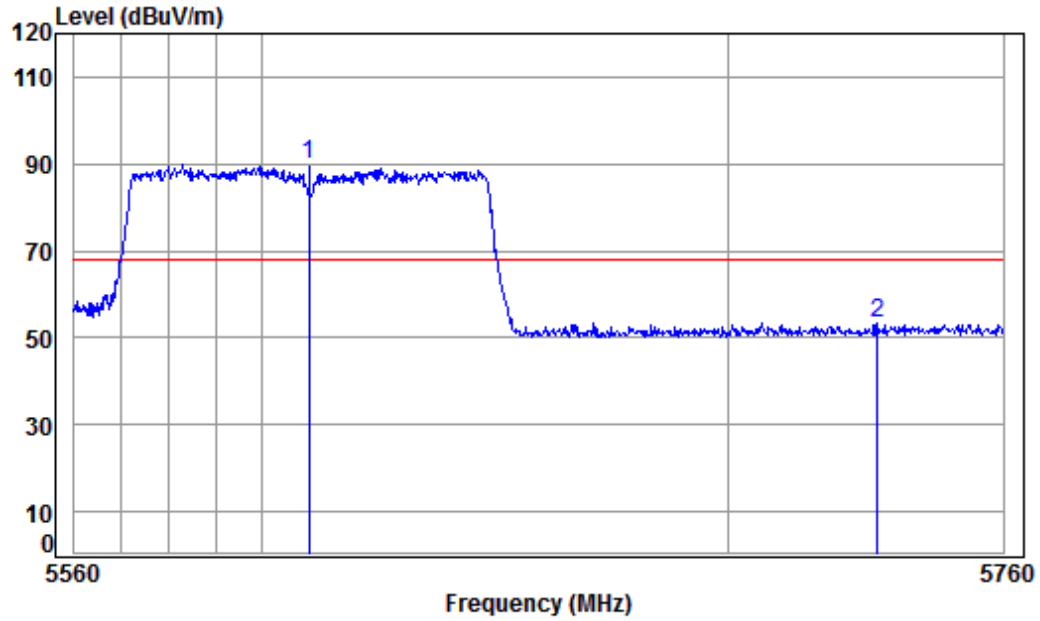


SGS-CSTC Standards Technical Services Co., Ltd.
Shenzhen Branch

Report No.: SZEM180100021802

Page: 669 of 818

Test mode:	802.11ac(HT80)	Frequency(MHz):	5610	Peak	Horizontal
------------	----------------	-----------------	------	------	------------



Condition: 3m HORIZONTAL

Job No : 0217RG

Mode : 5610 Band edge

: Ant 2 5G WIFI 11AC(80) CH122

		Cable	Ant	Preamp	Read		Limit	Over	
	Freq	Loss	Factor	Factor	Level	Level	Line	Limit	Remark
	MHz	dB	dB/m	dB	dBuV	dBuV/m	dBuV/m	dB	
1	pp 5610.000	9.24	34.47	38.14	84.34	89.91	68.20	21.71	peak
2	5732.585	9.67	34.54	38.13	47.34	53.42	68.20	-14.78	peak

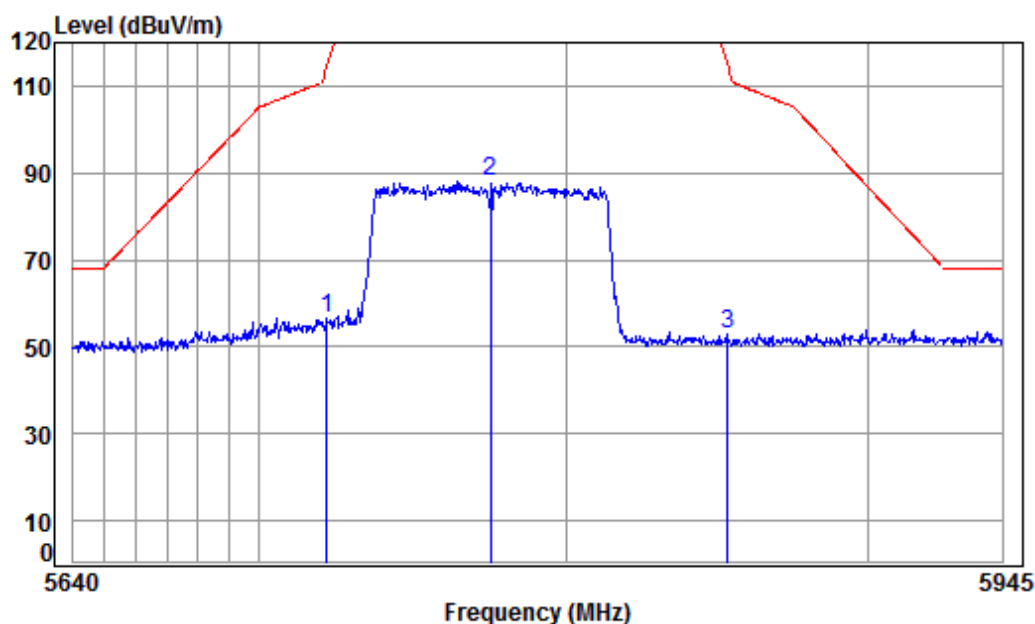


SGS-CSTC Standards Technical Services Co., Ltd.
Shenzhen Branch

Report No.: SZEM180100021802

Page: 670 of 818

Test mode:	802.11ac(HT80)	Frequency(MHz):	5775	Peak	Vertical
------------	----------------	-----------------	------	------	----------



Condition: 3m VERTICAL

Job No : 0217RG

Mode : 5775 Band edge

: Ant 2 5G WIFI 11AC(80) CH155

	Freq	Cable Loss	Ant Factor	Preamp Factor	Read Level	Limit Level	Limit Line	Over Limit	Remark
	MHz	dB	dB/m	dB	dBuV	dBuV/m	dBuV/m	dB	
1	5721.677	9.63	34.54	38.13	50.72	56.76	114.62	-57.86	peak
2 pp	5775.000	9.81	34.57	38.12	81.80	88.06	125.20	-37.14	peak
3	5853.349	10.08	34.61	38.11	46.18	52.76	114.56	-61.80	peak

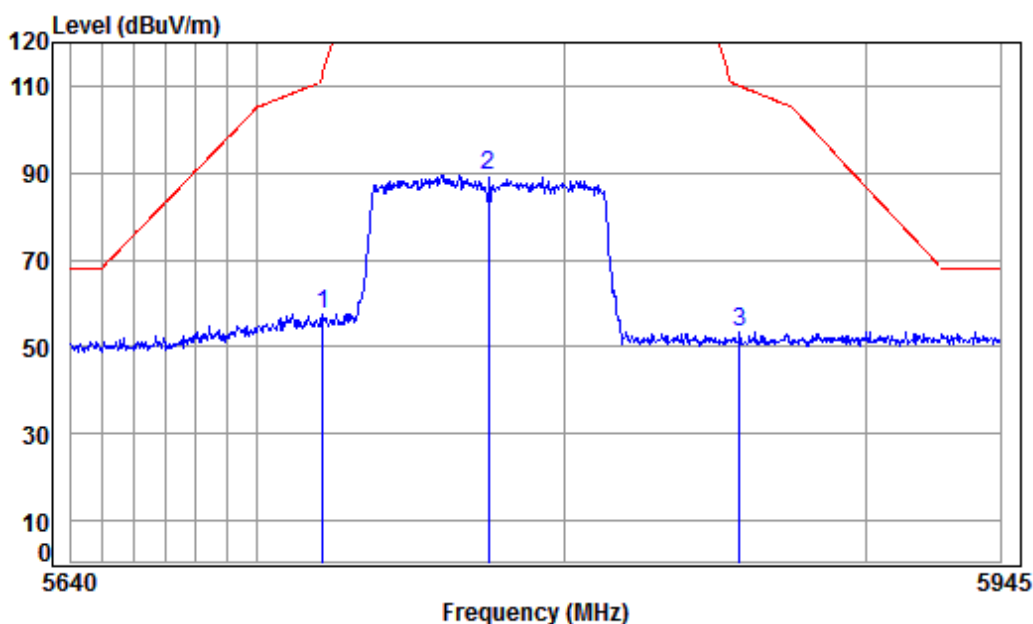


SGS-CSTC Standards Technical Services Co., Ltd.
Shenzhen Branch

Report No.: SZEM180100021802

Page: 671 of 818

Test mode:	802.11ac(HT80)	Frequency(MHz):	5775	Peak	Horizontal
------------	----------------	-----------------	------	------	------------



Condition: 3m HORIZONTAL

Job No : 0217RG

Mode : 5775 Band edge

: Ant 2 5G WIFI 11AC(80) CH155

	Freq	Cable Loss	Ant Factor	Preamp Factor	Read Level	Limit Level	Limit Line	Over Limit	Remark
	MHz	dB	dB/m	dB	dBuV	dBuV/m	dBuV/m	dB	
1	5721.075	9.63	34.54	38.13	51.62	57.66	113.25	-55.59	peak
2 pp	5775.000	9.81	34.57	38.12	83.21	89.47	125.20	-35.73	peak
3	5857.666	10.10	34.62	38.11	46.60	53.21	110.05	-56.84	peak



SGS-CSTC Standards Technical Services Co., Ltd.
Shenzhen Branch

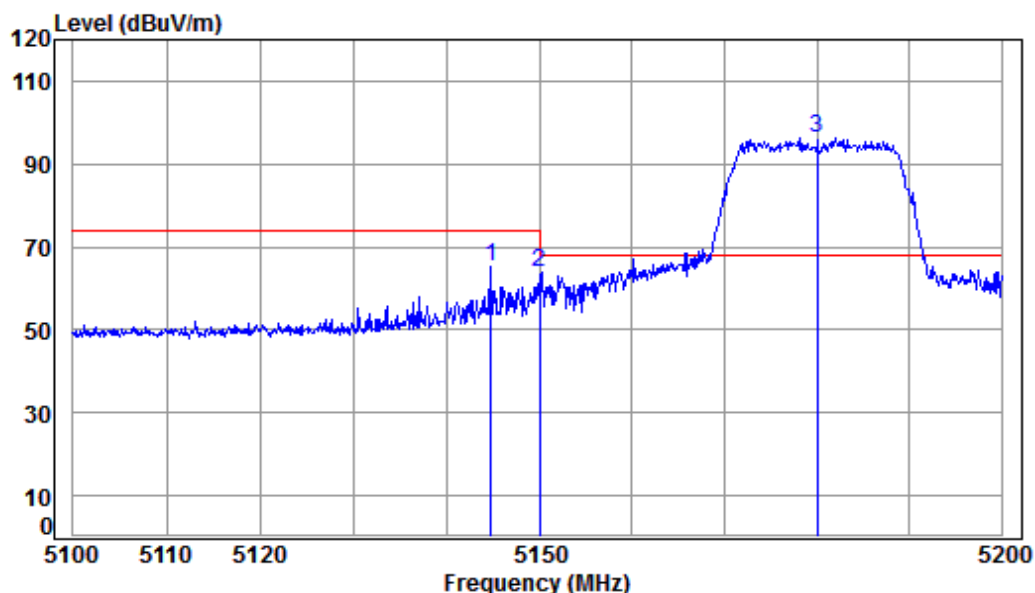
Report No.: SZEM180100021802

Page: 672 of 818

MIMO

Test plot as follows:

Test mode:	802.11n(HT20)	Frequency(MHz):	5180	Peak	Vertical
------------	---------------	-----------------	------	------	----------



Condition: 3m VERTICAL

Job No : 0217RG

Mode : 5180 Band edge

: Ant 1+2 5G WIFI 11N CH36

	Freq	Cable Loss	Ant Factor	Preamp Factor	Read Level	Limit Level	Limit Line	Over Limit	Remark
	MHz	dB	dB/m	dB	dBuV	dBuV/m	dBuV/m	dB	
1	5144.760	8.32	34.47	38.18	60.65	65.26	74.00	-8.74	Peak
2	5149.980	8.33	34.47	38.18	59.03	63.65	74.00	-10.35	Peak
3 pp	5180.000	8.37	34.46	38.18	91.75	96.40	68.20	28.20	Peak

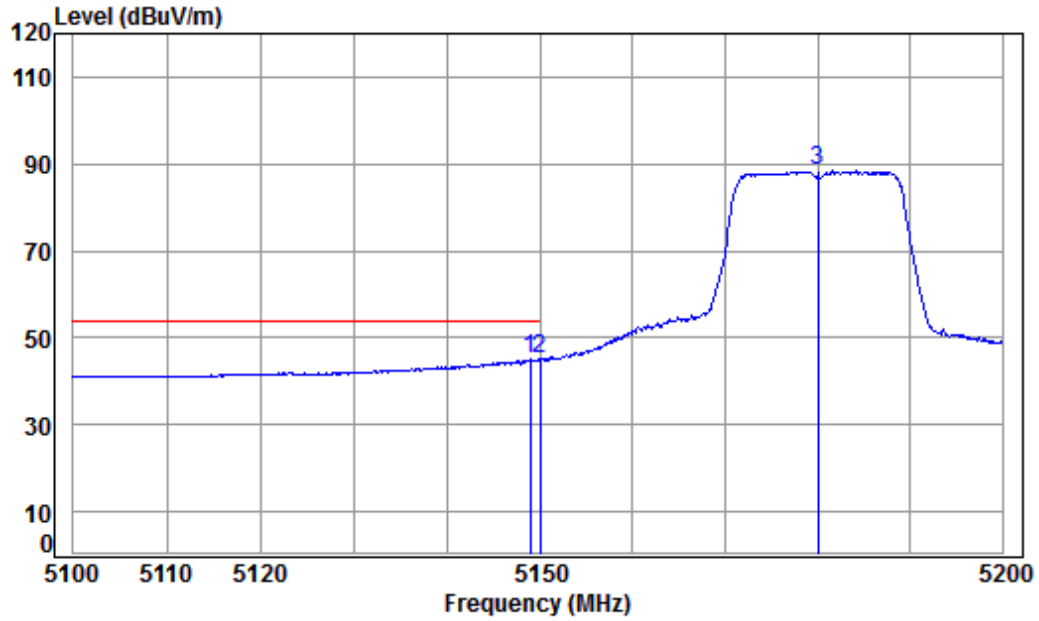


SGS-CSTC Standards Technical Services Co., Ltd. Shenzhen Branch

Report No.: SZEM180100021802

Page: 673 of 818

Test mode:	802.11n(HT20)	Frequency(MHz):	5180	Average	Vertical
------------	---------------	-----------------	------	---------	----------



Condition: 3m VERTICAL

Job No : 0217RG

Mode : 5180 Band edge

: Ant 1+2 5G WIFI 11N CH36

		Cable	Ant	Preamp	Read	Limit	Over	
Freq	Loss	Factor	Factor	Level	Level	Line	Limit	Remark
MHz	dB	dB/m	dB	dBuV	dBuV/m	dBuV/m	dB	
1	5148.958	8.32	34.47	38.18	40.38	44.99	54.00	-9.01 Average
2	pp 5149.980	8.33	34.47	38.18	40.68	45.30	54.00	-8.70 Average
3	5180.000	8.37	34.46	38.18	83.73	88.38	-----	----- Average

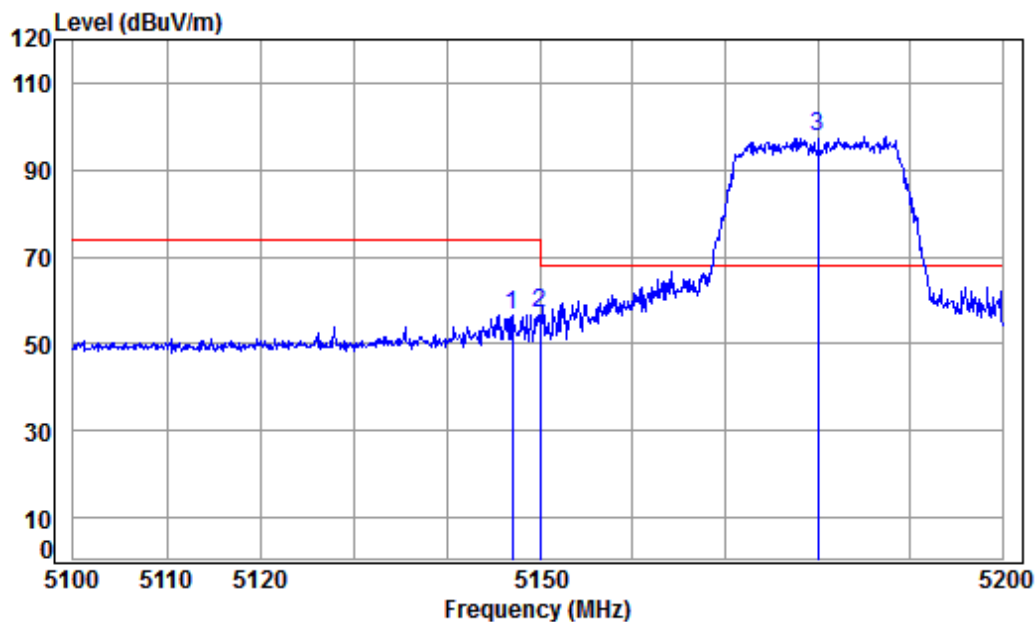


SGS-CSTC Standards Technical Services Co., Ltd.
Shenzhen Branch

Report No.: SZEM180100021802

Page: 674 of 818

Test mode:	802.11n(HT20)	Frequency(MHz):	5180	Peak	Horizontal
------------	---------------	-----------------	------	------	------------



Condition: 3m HORIZONTAL

Job No : 0217RG

Mode : 5180 Band edge

: Ant 1+2 5G WIFI 11N CH36

		Cable	Ant	Preamp	Read	Limit	Over	
	Freq	Loss	Factor	Factor	Level	Level	Line	Limit Remark
	MHz	dB	dB/m	dB	dBuV	dBuV/m	dBuV/m	dB
1	5147.058	8.32	34.47	38.18	52.12	56.73	74.00	-17.27 peak
2	5149.980	8.33	34.47	38.18	52.45	57.07	74.00	-16.93 peak
3 pp	5180.000	8.37	34.46	38.18	93.13	97.78	68.20	29.58 peak

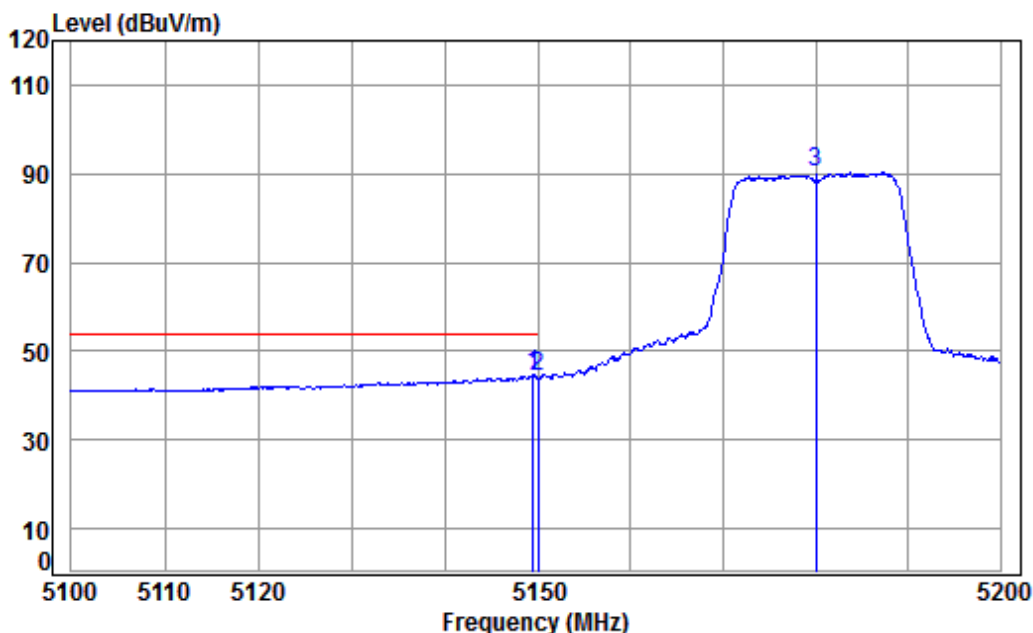


SGS-CSTC Standards Technical Services Co., Ltd.
Shenzhen Branch

Report No.: SZEM180100021802

Page: 675 of 818

Test mode:	802.11n(HT20)	Frequency(MHz):	5180	Average	Horizontal
------------	---------------	-----------------	------	---------	------------



Condition: 3m HORIZONTAL

Job No : 0217RG

Mode : 5180 Band edge

: Ant 1+2 5G WIFI 11N CH36

		Cable	Ant	Preamp	Read		Limit	Over	
	Freq	Loss	Factor	Factor	Level	Level	Line	Limit	Remark
	MHz	dB	dB/m	dB	dBuV	dBuV/m	dBuV/m	dB	
1 pp	5149.458	8.32	34.47	38.18	40.04	44.65	54.00	-9.35	Average
2	5149.980	8.33	34.47	38.18	39.71	44.33	54.00	-9.67	Average
3	5180.000	8.37	34.46	38.18	85.58	90.23	-----	-----	Average

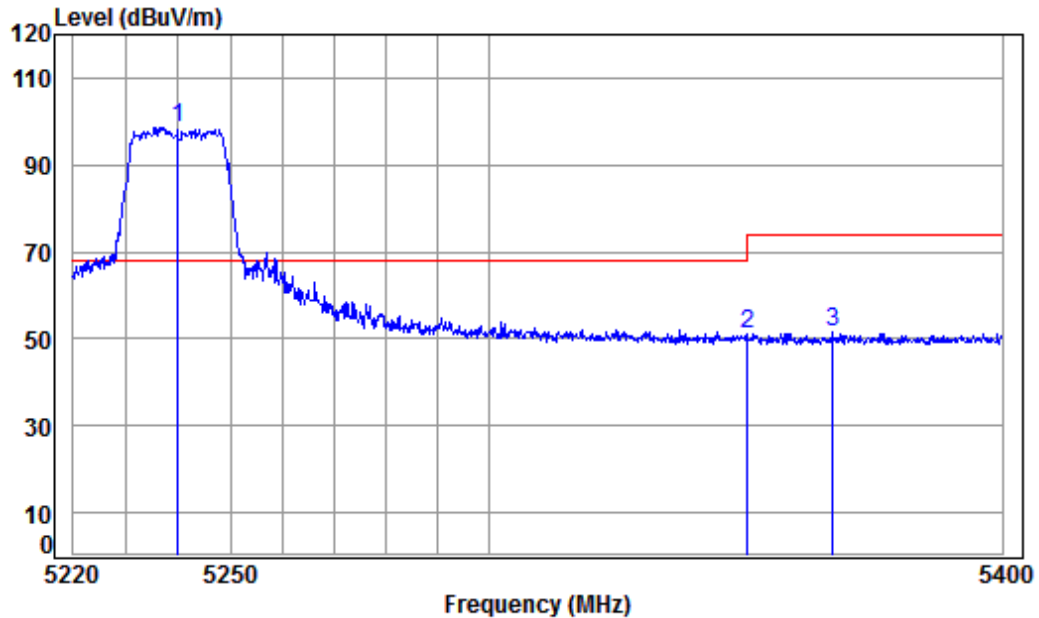


SGS-CSTC Standards Technical Services Co., Ltd.
Shenzhen Branch

Report No.: SZEM180100021802

Page: 676 of 818

Test mode:	802.11n(HT20)	Frequency(MHz):	5240	Peak	Vertical
------------	---------------	-----------------	------	------	----------



Condition: 3m VERTICAL

Job No : 0217RG

Mode : 5240 Band edge

: Ant 1+2 5G WIFI 11N CH48

		Cable	Ant	Preamp	Read	Limit	Over	
	Freq	Loss	Factor	Factor	Level	Level	Line	Limit Remark
	MHz	dB	dB/m	dB	dBuV	dBuV/m	dBuV/m	dB
1	pp 5240.000	8.46	34.45	38.17	93.93	98.67	68.20	30.47 Peak
2	5350.020	8.63	34.43	38.16	46.07	50.97	74.00	-23.03 Peak
3	5366.784	8.65	34.43	38.16	46.43	51.35	74.00	-22.65 Peak

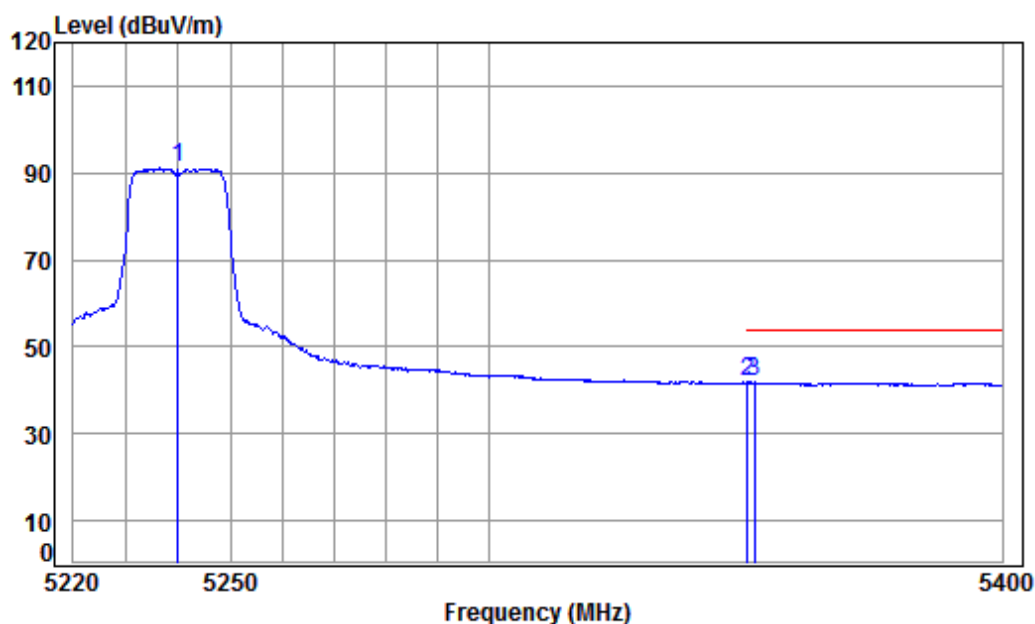


SGS-CSTC Standards Technical Services Co., Ltd. Shenzhen Branch

Report No.: SZEM180100021802

Page: 677 of 818

Test mode:	802.11n(HT20)	Frequency(MHz):	5240	Average	Vertical
------------	---------------	-----------------	------	---------	----------



Condition: 3m VERTICAL

Job No : 0217RG

Mode : 5240 Band edge

: Ant 1+2 5G WIFI 11N CH48

	Freq	Cable Loss	Ant Factor	Preamplifier Factor	Read Level	Limit Level	Limit Line	Over Limit	Remark
	MHz	dB	dB/m	dB	dBuV	dBuV/m	dBuV/m	dB	
1	5240.000	8.46	34.45	38.17	86.30	91.04	-----	-----	Average
2	5350.020	8.63	34.43	38.16	36.86	41.76	54.00	-12.24	Average
3 pp	5351.341	8.63	34.43	38.16	36.88	41.78	54.00	-12.22	Average

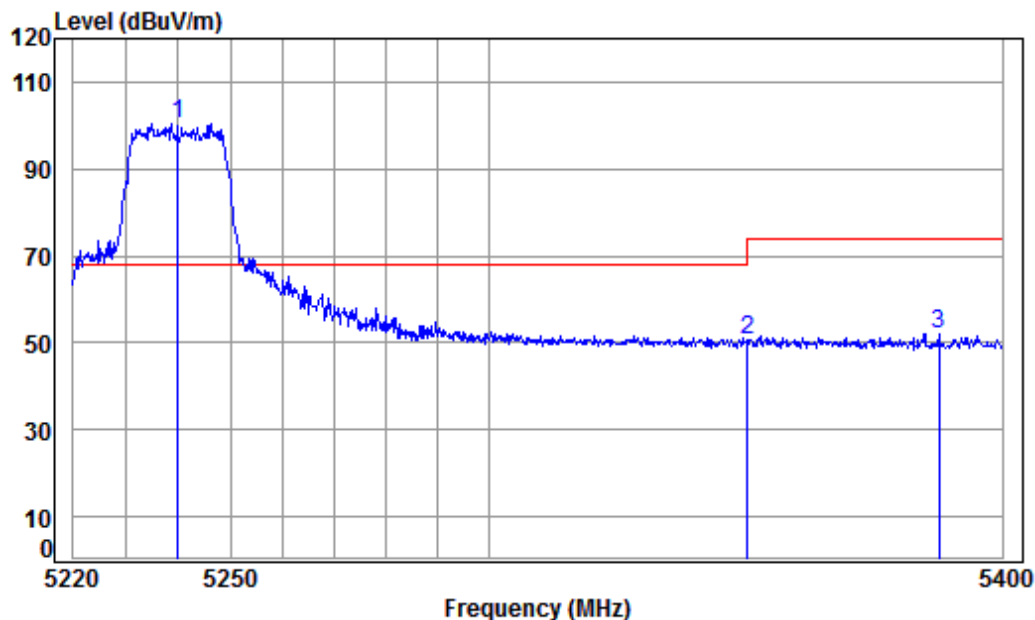


SGS-CSTC Standards Technical Services Co., Ltd.
Shenzhen Branch

Report No.: SZEM180100021802

Page: 678 of 818

Test mode:	802.11n(HT20)	Frequency(MHz):	5240	Peak	Horizontal
------------	---------------	-----------------	------	------	------------



Condition: 3m HORIZONTAL

Job No : 0217RG

Mode : 5240 Band edge

: Ant 1+2 5G WIFI 11N CH48

		Cable	Ant	Preamp	Read		Limit	Over	
	Freq	Loss	Factor	Factor	Level	Level	Line	Limit	Remark
	MHz	dB	dB/m	dB	dBuV	dBuV/m	dBuV/m	dB	
1	pp 5240.000	8.46	34.45	38.17	95.79	100.53	68.20	32.33	peak
2	5350.020	8.63	34.43	38.16	45.63	50.53	74.00	-23.47	peak
3	5387.566	8.69	34.42	38.16	47.13	52.08	74.00	-21.92	peak

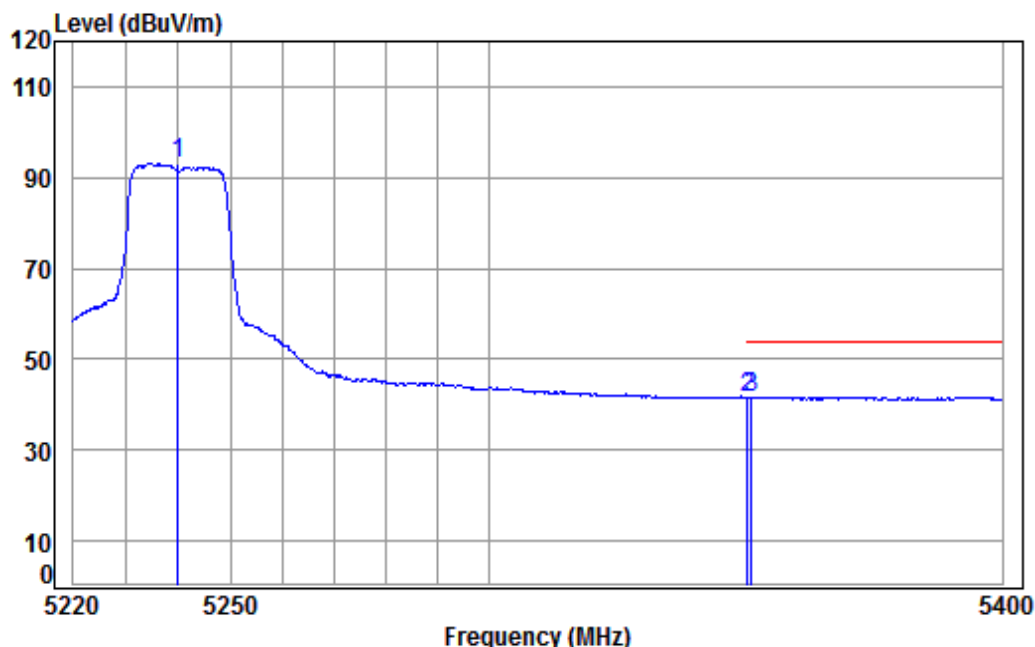


SGS-CSTC Standards Technical Services Co., Ltd. Shenzhen Branch

Report No.: SZEM180100021802

Page: 679 of 818

Test mode:	802.11n(HT20)	Frequency(MHz):	5240	Average	Horizontal
------------	---------------	-----------------	------	---------	------------



Condition: 3m HORIZONTAL

Job No : 0217RG

Mode : 5240 Band edge

: Ant 1+2 5G WIFI 11N CH48

		Cable	Ant	Preamp	Read	Limit	Over	
	Freq	Loss	Factor	Factor	Level	Level	Line	Limit Remark
	MHz	dB	dB/m	dB	dBuV	dBuV/m	dBuV/m	dB
1	5240.000	8.46	34.45	38.17	88.31	93.05	-----	Average
2	5350.020	8.63	34.43	38.16	36.75	41.65	54.00	-12.35 Average
3 pp	5350.797	8.63	34.43	38.16	36.82	41.72	54.00	-12.28 Average

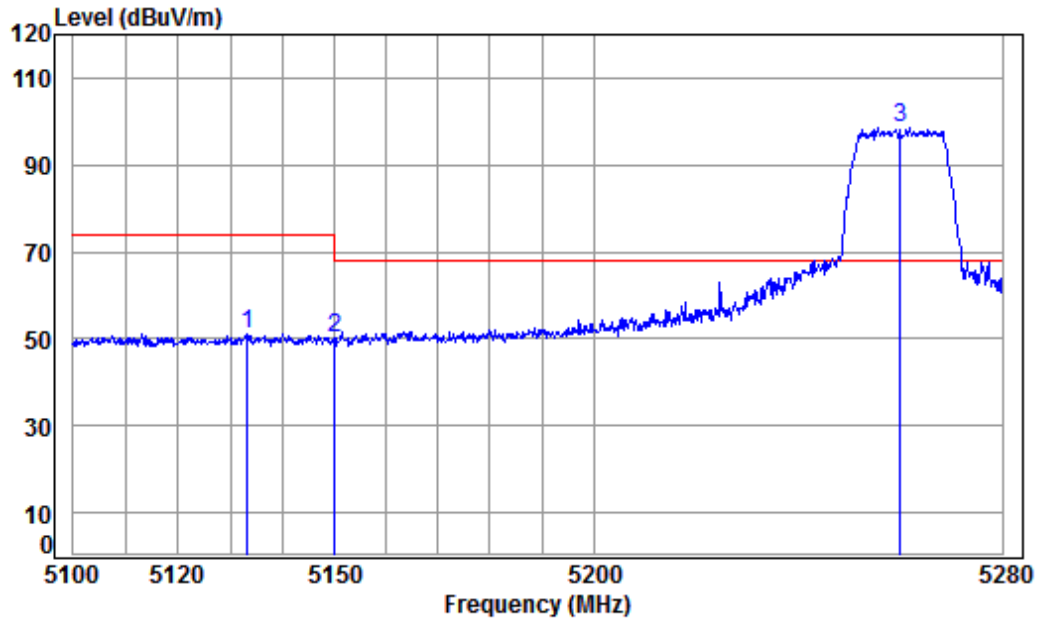


SGS-CSTC Standards Technical Services Co., Ltd.
Shenzhen Branch

Report No.: SZEM180100021802

Page: 680 of 818

Test mode:	802.11n(HT20)	Frequency(MHz):	5260	Peak	Vertical
------------	---------------	-----------------	------	------	----------



Condition: 3m VERTICAL

Job No : 0217RG

Mode : 5260 Band edge

: Ant 1+2 5G WIFI 11N CH52

	Freq	Cable Loss	Ant Factor	Preamplifier Factor	Read Level	Limit Level	Limit Line	Over Limit	Remark
	MHz	dB	dB/m	dB	dBuV	dBuV/m	dBuV/m	dB	
1	5133.365	8.30	34.47	38.19	46.50	51.08	74.00	-22.92	Peak
2	5149.980	8.33	34.47	38.18	45.78	50.40	74.00	-23.60	Peak
3 pp	5260.000	8.49	34.45	38.17	93.81	98.58	68.20	30.38	Peak

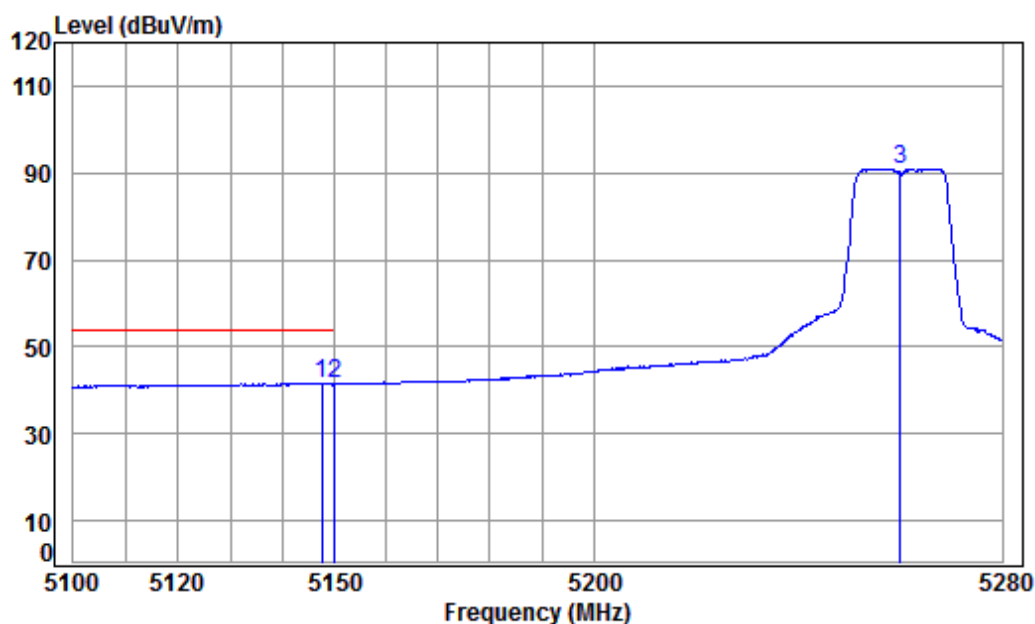


SGS-CSTC Standards Technical Services Co., Ltd.
Shenzhen Branch

Report No.: SZEM180100021802

Page: 681 of 818

Test mode:	802.11n(HT20)	Frequency(MHz):	5260	Average	Vertical
------------	---------------	-----------------	------	---------	----------



Condition: 3m VERTICAL

Job No : 0217RG

Mode : 5260 Band edge

: Ant 1+2 5G WIFI 11N CH52

	Freq	Cable Loss	Ant Factor	Preamp Factor	Read Level	Limit Level	Limit Line	Over Limit	Remark
	MHz	dB	dB/m	dB	dBuV	dBuV/m	dBuV/m	dB	
1 pp	5147.629	8.32	34.47	38.18	36.94	41.55	54.00	-12.45	Average
2	5149.980	8.33	34.47	38.18	36.83	41.45	54.00	-12.55	Average
3	5260.000	8.49	34.45	38.17	86.18	90.95	-----	-----	Average

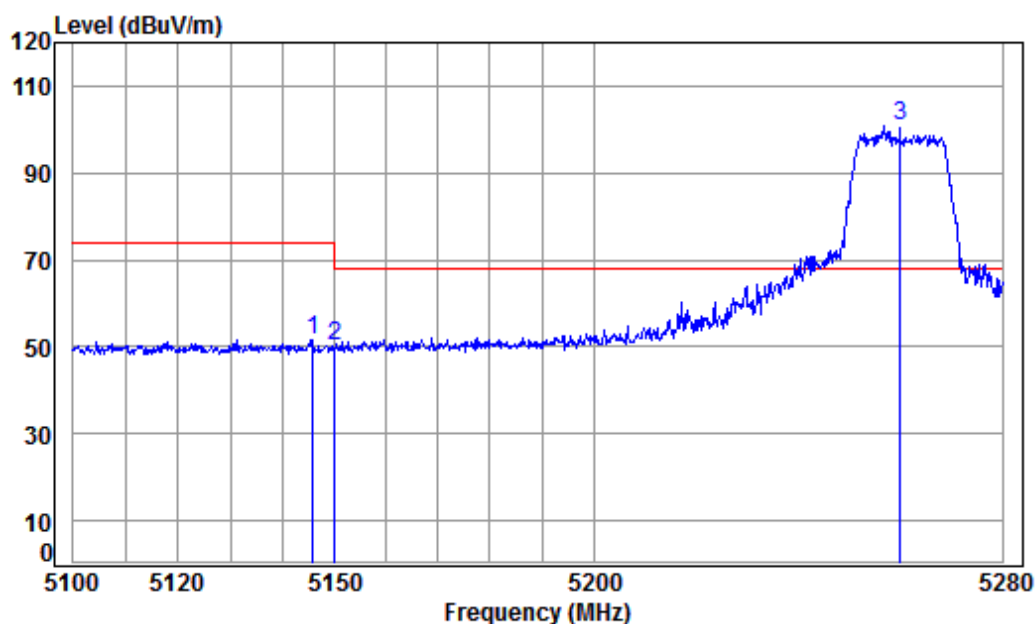


SGS-CSTC Standards Technical Services Co., Ltd.
Shenzhen Branch

Report No.: SZEM180100021802

Page: 682 of 818

Test mode:	802.11n(HT20)	Frequency(MHz):	5260	Peak	Horizontal
------------	---------------	-----------------	------	------	------------



Condition: 3m HORIZONTAL

Job No : 0217RG

Mode : 5260 Band edge

: Ant 1+2 5G WIFI 11N CH52

	Freq	Cable Loss	Ant Factor	Preamplifier Factor	Read Level	Limit Level	Limit Line	Over Limit	Remark
	MHz	dB	dB/m	dB	dBuV	dBuV/m	dBuV/m	dB	
1	5145.844	8.32	34.47	38.18	46.95	51.56	74.00	-22.44	peak
2	5149.980	8.33	34.47	38.18	45.59	50.21	74.00	-23.79	peak
3 pp	5260.000	8.49	34.45	38.17	95.87	100.64	68.20	32.44	peak

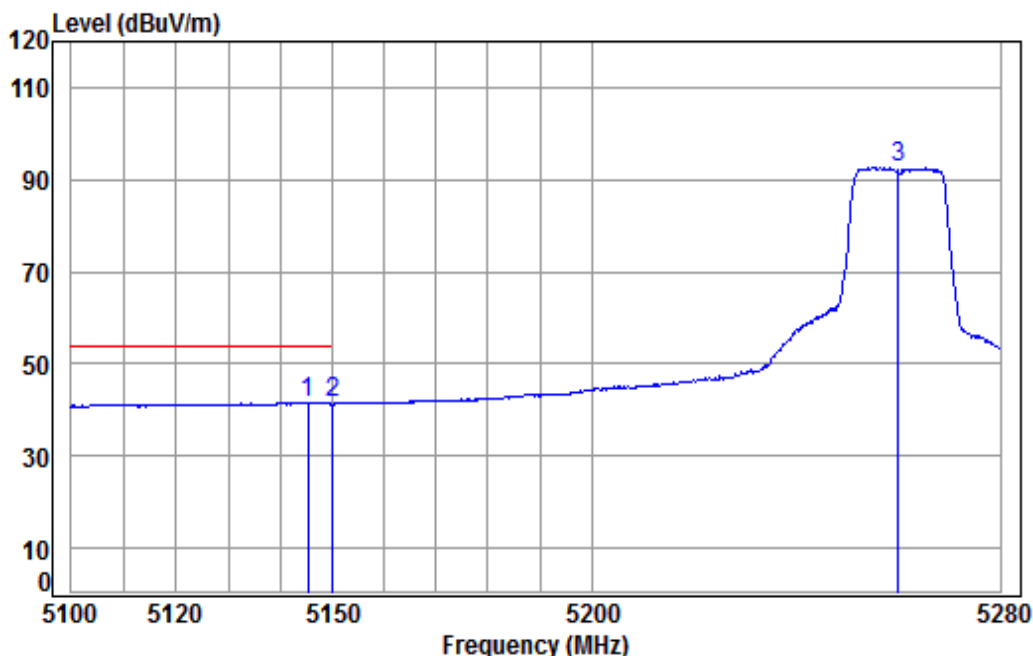


SGS-CSTC Standards Technical Services Co., Ltd. Shenzhen Branch

Report No.: SZEM180100021802

Page: 683 of 818

Test mode:	802.11n(HT20)	Frequency(MHz):	5260	Average	Horizontal
------------	---------------	-----------------	------	---------	------------



Condition: 3m HORIZONTAL

Job No : 0217RG

Mode : 5260 Band edge

: Ant 1+2 5G WIFI 11N CH52

		Cable	Ant	Preamp	Read		Limit	Over	
	Freq	Loss	Factor	Factor	Level	Level	Line	Limit	Remark
	MHz	dB	dB/m	dB	dBuV	dBuV/m	dBuV/m	dB	
1 pp	5145.309	8.32	34.47	38.18	36.99	41.60	54.00	-12.40	Average
2	5149.980	8.33	34.47	38.18	36.67	41.29	54.00	-12.71	Average
3	5260.000	8.49	34.45	38.17	87.84	92.61	-----	-----	Average

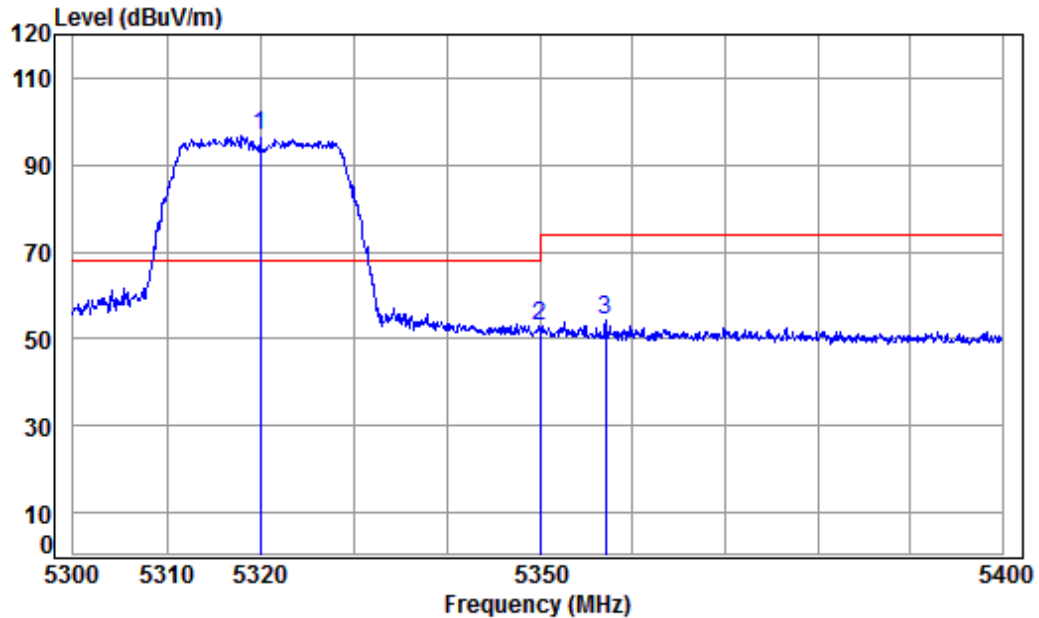


SGS-CSTC Standards Technical Services Co., Ltd.
Shenzhen Branch

Report No.: SZEM180100021802

Page: 684 of 818

Test mode:	802.11n(HT20)	Frequency(MHz):	5320	Peak	Vertical
------------	---------------	-----------------	------	------	----------



Condition: 3m VERTICAL

Job No : 0217RG

Mode : 5320 Band edge

: Ant 1+2 5G WIFI 11N CH64

		Cable	Ant	Preamp	Read	Limit	Over	
	Freq	Loss	Factor	Factor	Level	Level	Line	Limit Remark
	MHz	dB	dB/m	dB	dBuV	dBuV/m	dBuV/m	dB
1 pp	5320.000	8.58	34.43	38.17	91.82	96.66	68.20	28.46 Peak
2	5350.020	8.63	34.43	38.16	47.97	52.87	74.00	-21.13 Peak
3	5357.071	8.64	34.43	38.16	49.26	54.17	74.00	-19.83 Peak

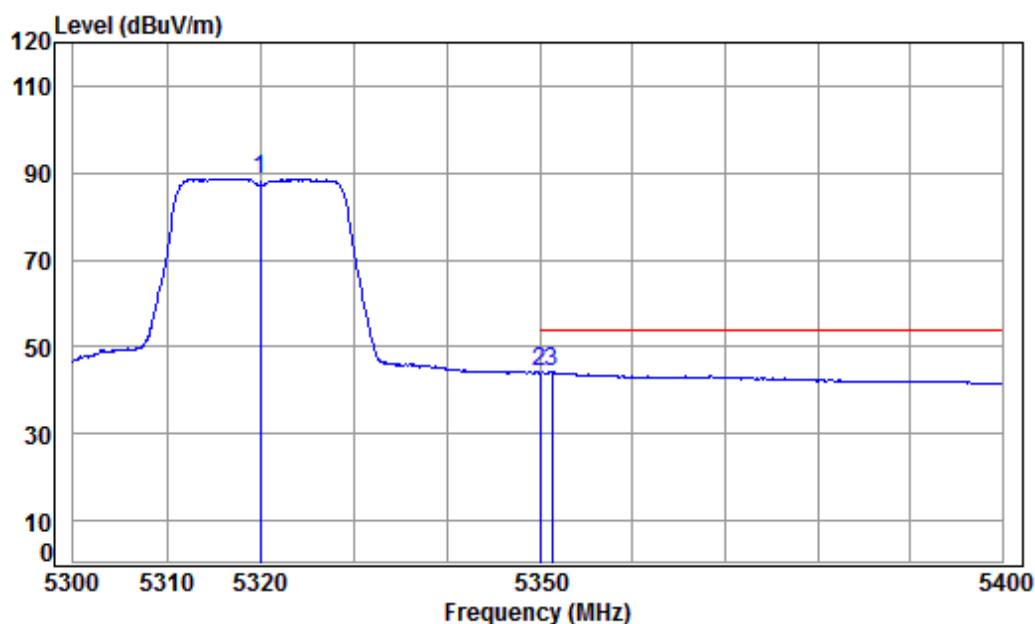


SGS-CSTC Standards Technical Services Co., Ltd.
Shenzhen Branch

Report No.: SZEM180100021802

Page: 685 of 818

Test mode:	802.11n(HT20)	Frequency(MHz):	5320	Average	Vertical
------------	---------------	-----------------	------	---------	----------



Condition: 3m VERTICAL

Job No : 0217RG

Mode : 5320 Band edge

: Ant 1+2 5G WIFI 11N CH64

	Freq	Cable Loss	Ant Factor	Preamplifier Factor	Read Level	Limit Level	Limit Line	Over Limit	Remark
	MHz	dB	dB/m	dB	dBuV	dBuV/m	dBuV/m	dB	
1	5320.000	8.58	34.43	38.17	83.90	88.74	-----	-----	Average
2	5350.020	8.63	34.43	38.16	39.23	44.13	54.00	-9.87	Average
3 pp	5351.267	8.63	34.43	38.16	39.27	44.17	54.00	-9.83	Average

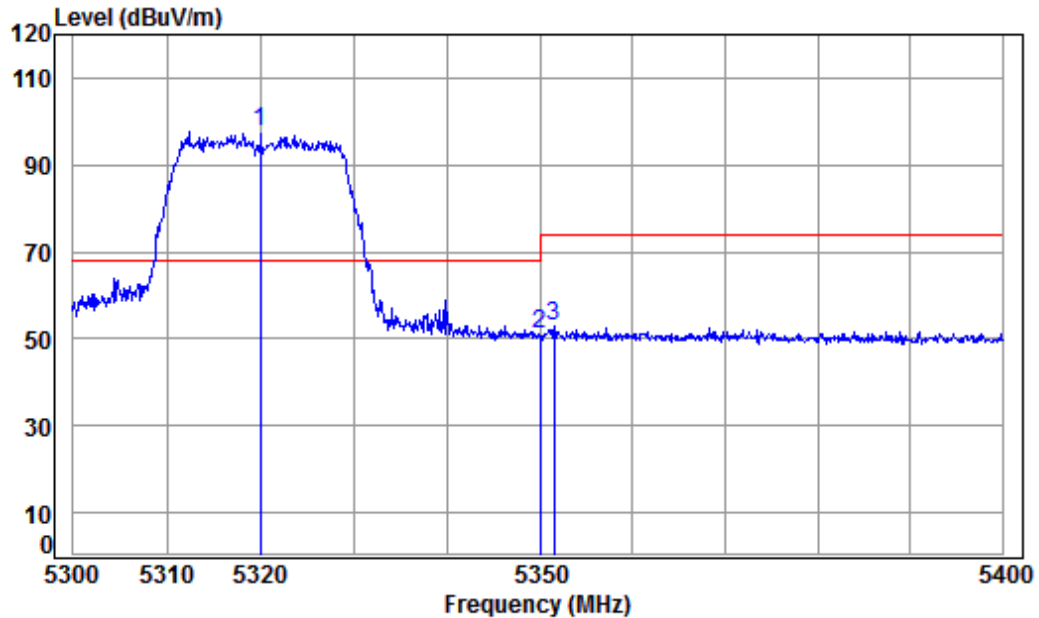


SGS-CSTC Standards Technical Services Co., Ltd.
Shenzhen Branch

Report No.: SZEM180100021802

Page: 686 of 818

Test mode:	802.11n(HT20)	Frequency(MHz):	5320	Peak	Horizontal
------------	---------------	-----------------	------	------	------------



Condition: 3m HORIZONTAL

Job No : 0217RG

Mode : 5320 Band edge

: Ant 1+2 5G WIFI 11N CH64

		Cable	Ant	Preamp	Read	Limit	Over	
	Freq	Loss	Factor	Factor	Level	Level	Line	Limit Remark
	MHz	dB	dB/m	dB	dBuV	dBuV/m	dBuV/m	dB
1	pp 5320.000	8.58	34.43	38.17	92.89	97.73	68.20	29.53 peak
2	5350.020	8.63	34.43	38.16	46.35	51.25	74.00	-22.75 peak
3	5351.566	8.63	34.43	38.16	48.09	52.99	74.00	-21.01 peak

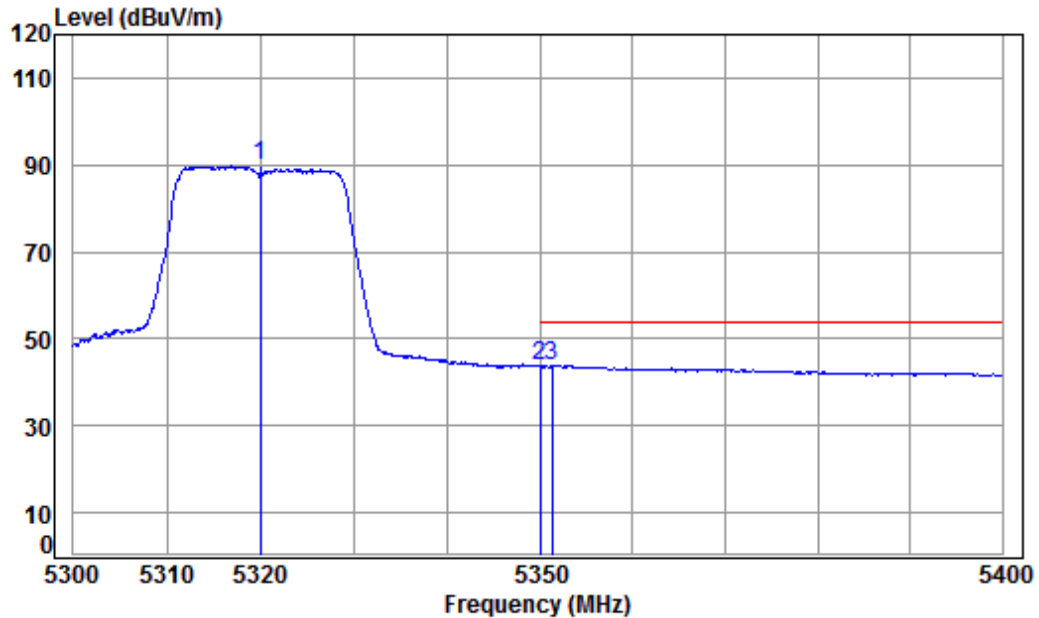


SGS-CSTC Standards Technical Services Co., Ltd. Shenzhen Branch

Report No.: SZEM180100021802

Page: 687 of 818

Test mode:	802.11n(HT20)	Frequency(MHz):	5320	Average	Horizontal
------------	---------------	-----------------	------	---------	------------



Condition: 3m HORIZONTAL

Job No : 0217RG

Mode : 5320 Band edge

: Ant 1+2 5G WIFI 11N CH64

	Freq	Cable Loss	Ant Factor	Preamplifier Factor	Read Level	Limit Level	Limit Line	Over Limit	Remark
	MHz	dB	dB/m	dB	dBuV	dBuV/m	dBuV/m	dB	
1	5320.000	8.58	34.43	38.17	84.95	89.79	-----	-----	Average
2	5350.020	8.63	34.43	38.16	38.84	43.74	54.00	-10.26	Average
3 pp	5351.367	8.63	34.43	38.16	39.09	43.99	54.00	-10.01	Average

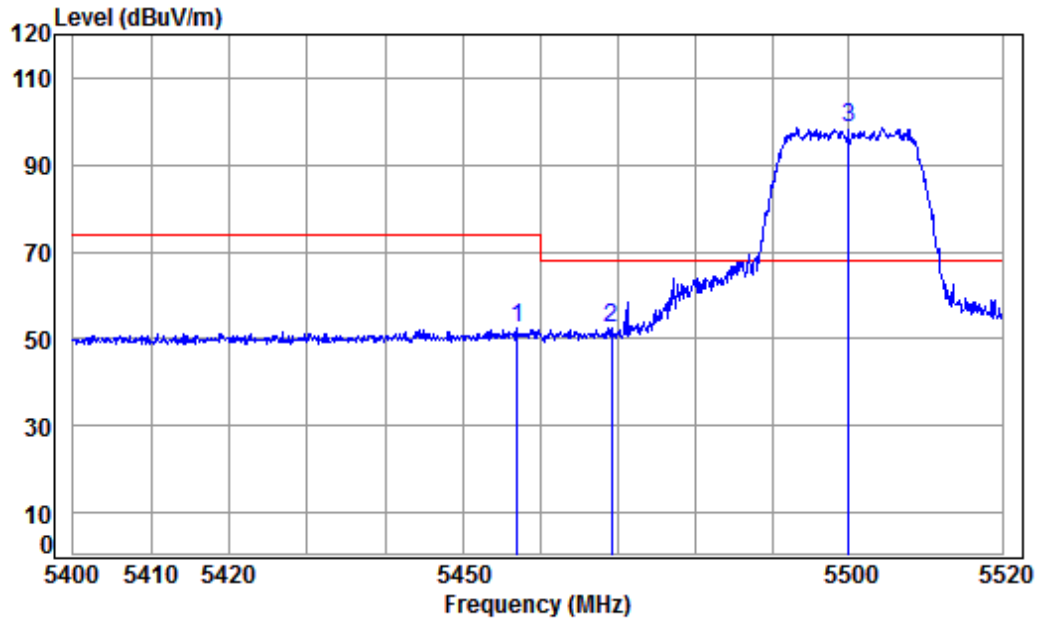


SGS-CSTC Standards Technical Services Co., Ltd.
Shenzhen Branch

Report No.: SZEM180100021802

Page: 688 of 818

Test mode:	802.11n(HT20)	Frequency(MHz):	5500	Peak	Vertical
------------	---------------	-----------------	------	------	----------



Condition: 3m VERTICAL

Job No : 0217RG

Mode : 5500 Band edge

: Ant 1+2 5G WIFI 11N CH100

	Freq	Cable Loss	Ant Factor	Preamplifier Factor	Read Level	Level	Limit Line	Over Limit	Remark
	MHz	dB	dB/m	dB	dBuV	dBuV/m	dBuV/m	dB	
1	5457.031	8.79	34.41	38.15	47.41	52.46	74.00	-21.54	Peak
2	5469.279	8.81	34.41	38.15	47.37	52.44	68.20	-15.76	peak
3 pp	5500.000	8.85	34.40	38.15	93.33	98.43	68.20	30.23	Peak

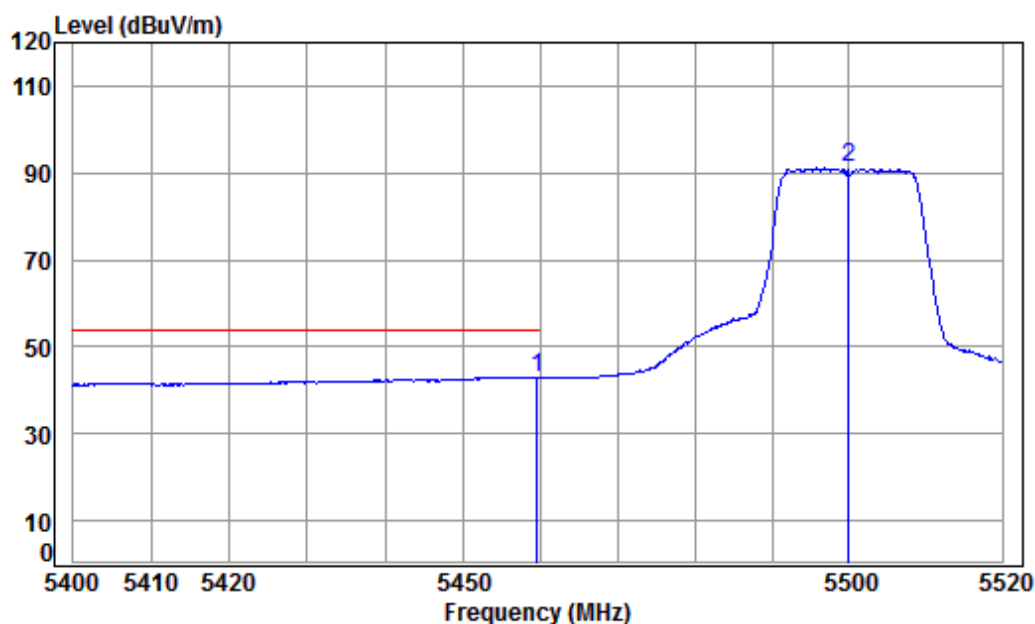


SGS-CSTC Standards Technical Services Co., Ltd.
Shenzhen Branch

Report No.: SZEM180100021802

Page: 689 of 818

Test mode:	802.11n(HT20)	Frequency(MHz):	5500	Average	Vertical
------------	---------------	-----------------	------	---------	----------



Condition: 3m VERTICAL

Job No : 0217RG

Mode : 5500 Band edge

: Ant 1+2 5G WIFI 11N CH100

		Cable	Ant	Preamp	Read	Limit	Over	
	Freq	Loss	Factor	Factor	Level	Level	Line	Limit Remark
	MHz	dB	dB/m	dB	dBuV	dBuV/m	dBuV/m	dB
1 pp	5459.550	8.79	34.41	38.15	38.04	43.09	54.00	-10.91 Average
2	5500.000	8.85	34.40	38.15	85.95	91.05	-----	----- Average

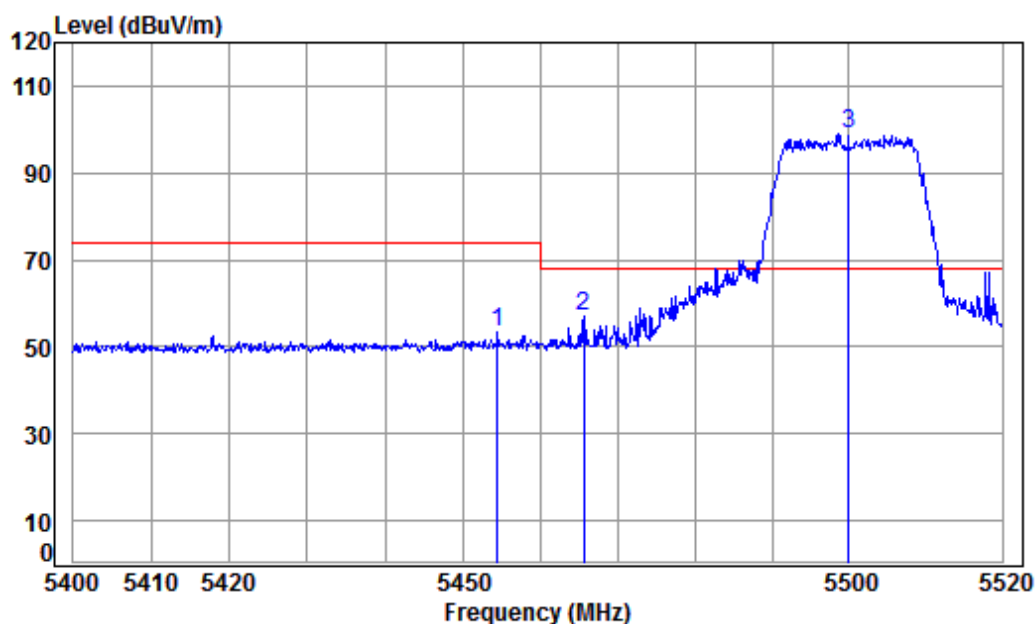


SGS-CSTC Standards Technical Services Co., Ltd.
Shenzhen Branch

Report No.: SZEM180100021802

Page: 690 of 818

Test mode:	802.11n(HT20)	Frequency(MHz):	5500	Peak	Horizontal
------------	---------------	-----------------	------	------	------------



Condition: 3m HORIZONTAL

Job No : 0217RG

Mode : 5500 Band edge

: Ant 1+2 5G WIFI 11N CH100

	Freq	Cable Loss	Ant Factor	Preamp Factor	Read Level	Level	Limit Line	Over Limit	Remark
	MHz	dB	dB/m	dB	dBuV	dBuV/m	dBuV/m	dB	
1	5454.513	8.78	34.41	38.15	48.29	53.33	74.00	-20.67	peak
2	5465.673	8.80	34.41	38.15	51.96	57.02	68.20	-11.18	peak
3 pp	5500.000	8.85	34.40	38.15	93.84	98.94	68.20	30.74	peak

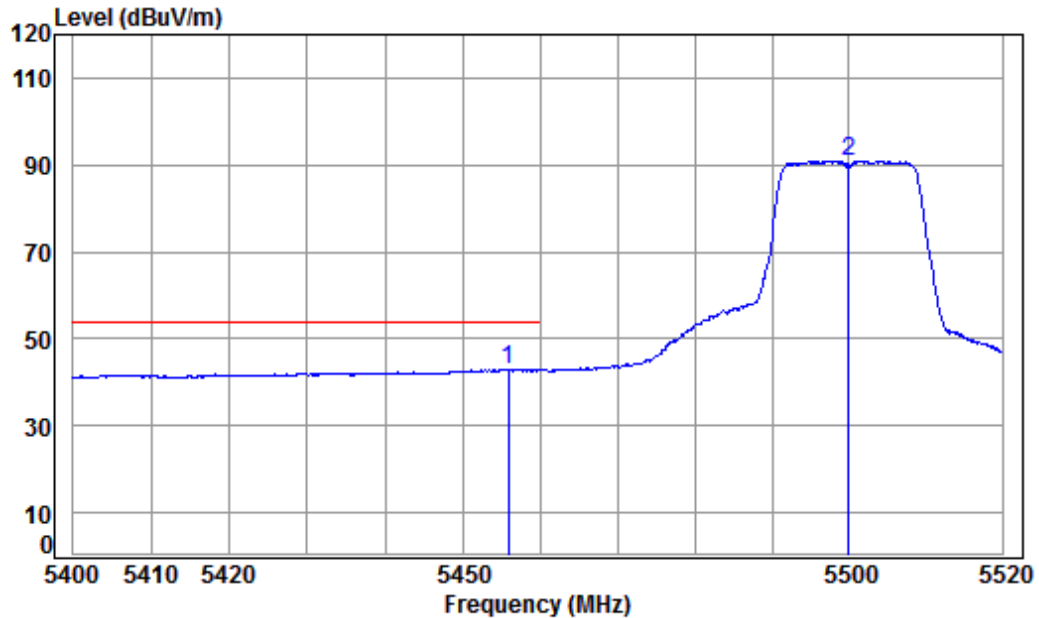


SGS-CSTC Standards Technical Services Co., Ltd.
Shenzhen Branch

Report No.: SZEM180100021802

Page: 691 of 818

Test mode:	802.11n(HT20)	Frequency(MHz):	5500	Average	Horizontal
------------	---------------	-----------------	------	---------	------------



Condition: 3m HORIZONTAL

Job No : 0217RG

Mode : 5500 Band edge

: Ant 1+2 5G WIFI 11N CH100

		Cable	Ant	Preamp	Read	Limit	Over	
	Freq	Loss	Factor	Factor	Level	Level	Line	Limit Remark
	MHz	dB	dB/m	dB	dBuV	dBuV/m	dBuV/m	dB
1 pp	5455.952	8.79	34.41	38.15	37.86	42.91	54.00	-11.09 Average
2	5500.000	8.85	34.40	38.15	85.87	90.97	-----	----- Average

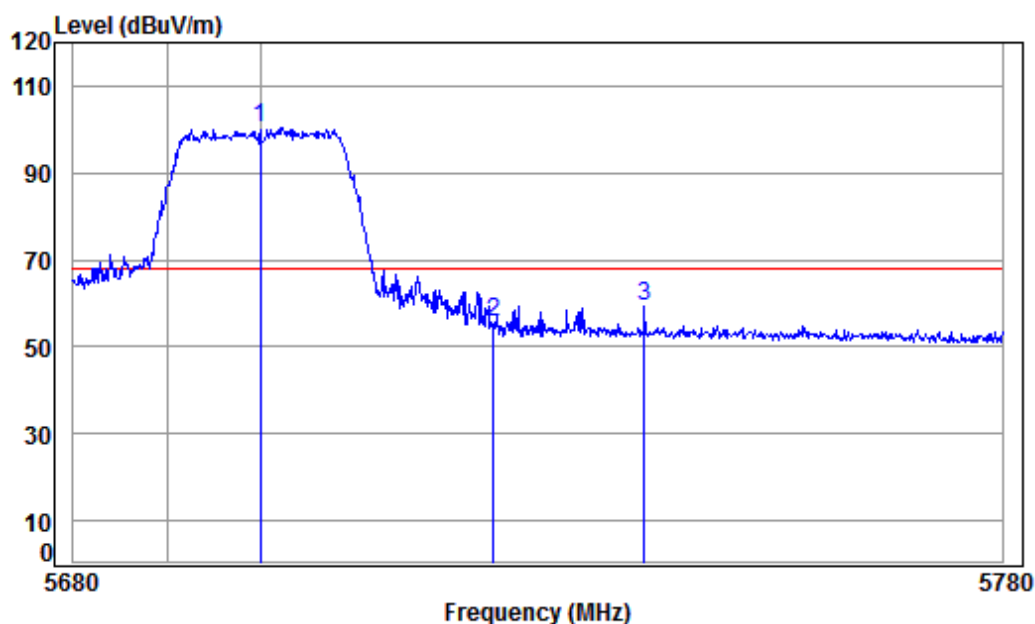


SGS-CSTC Standards Technical Services Co., Ltd. Shenzhen Branch

Report No.: SZEM180100021802

Page: 692 of 818

Test mode:	802.11n(HT20)	Frequency(MHz):	5700	Peak	Vertical
------------	---------------	-----------------	------	------	----------



Condition: 3m VERTICAL

Job No : 0217RG

Mode : 5700 Band edge

: Ant 1+2 5G WIFI 11N CH140

	Freq	Cable Loss	Ant Factor	Preamp Factor	Read Level	Level	Limit Line	Over Limit	Remark
	MHz	dB	dB/m	dB	dBuV	dBuV/m	dBuV/m	dB	
1 pp	5700.000	9.56	34.52	38.13	94.40	100.35	68.20	32.15	Peak
2	5725.000	9.64	34.54	38.13	49.56	55.61	68.20	-12.59	Peak
3	5741.293	9.70	34.55	38.12	53.14	59.27	68.20	-8.93	Peak

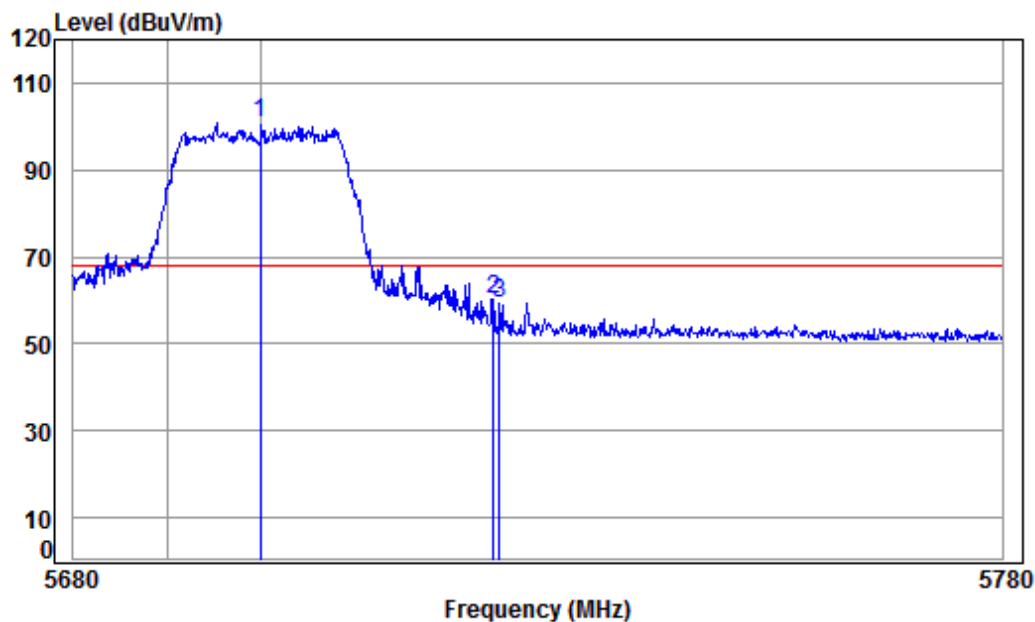


SGS-CSTC Standards Technical Services Co., Ltd.
Shenzhen Branch

Report No.: SZEM180100021802

Page: 693 of 818

Test mode:	802.11n(HT20)	Frequency(MHz):	5700	Peak	Horizontal
------------	---------------	-----------------	------	------	------------



Condition: 3m HORIZONTAL

Job No : 0217RG

Mode : 5700 Band edge

: Ant 1+2 5G WIFI 11N CH140

		Cable	Ant	Preamp	Read		Limit	Over	
	Freq	Loss	Factor	Factor	Level	Level	Line	Limit	Remark
	MHz	dB	dB/m	dB	dBuV	dBuV/m	dBuV/m	dB	
1	pp 5700.000	9.56	34.52	38.13	94.68	100.63	68.20	32.43	peak
2	5725.000	9.64	34.54	38.13	54.23	60.28	68.20	-7.92	peak
3	5725.684	9.64	34.54	38.13	53.22	59.27	68.20	-8.93	peak

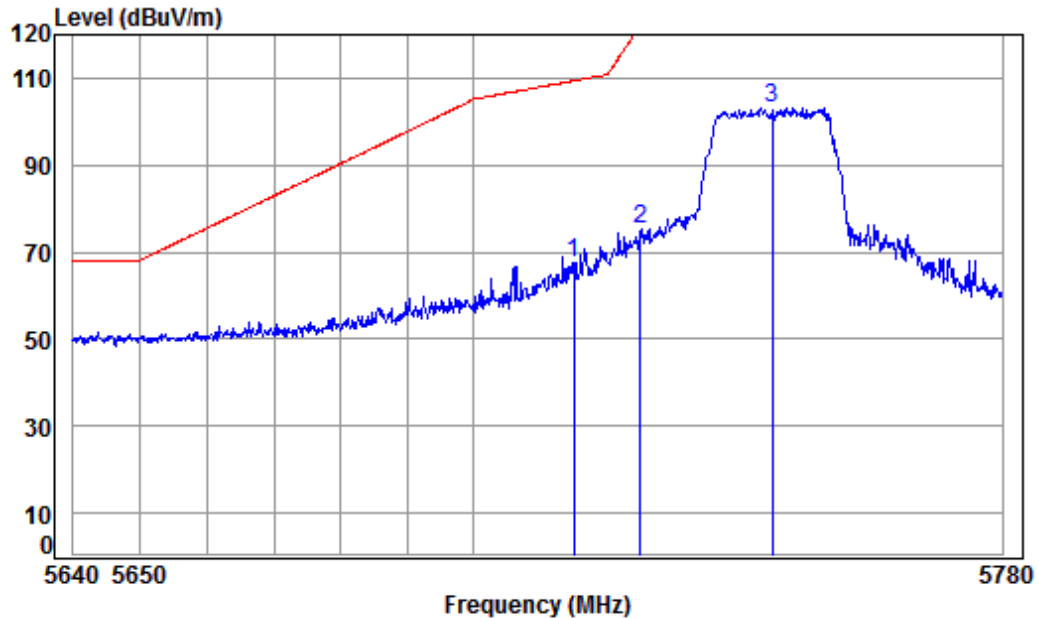


SGS-CSTC Standards Technical Services Co., Ltd.
Shenzhen Branch

Report No.: SZEM180100021802

Page: 694 of 818

Test mode:	802.11n(HT20)	Frequency(MHz):	5745	Peak	Vertical
------------	---------------	-----------------	------	------	----------



Condition: 3m VERTICAL

Job No : 0217RG

Mode : 5745 Band edge

: Ant 1+2 5G WIFI 11N CH149

		Cable	Ant	Preamp	Read		Limit	Over	
	Freq	Loss	Factor	Factor	Level	Level	Line	Limit	Remark
	MHz	dB	dB/m	dB	dBuV	dBuV/m	dBuV/m	dB	
1	5715.000	9.61	34.53	38.13	61.57	67.58	109.40	-41.82	peak
2	5725.000	9.64	34.54	38.13	69.26	75.31	122.20	-46.89	peak
3 pp	5745.000	9.71	34.55	38.12	97.18	103.32	125.20	-21.88	peak

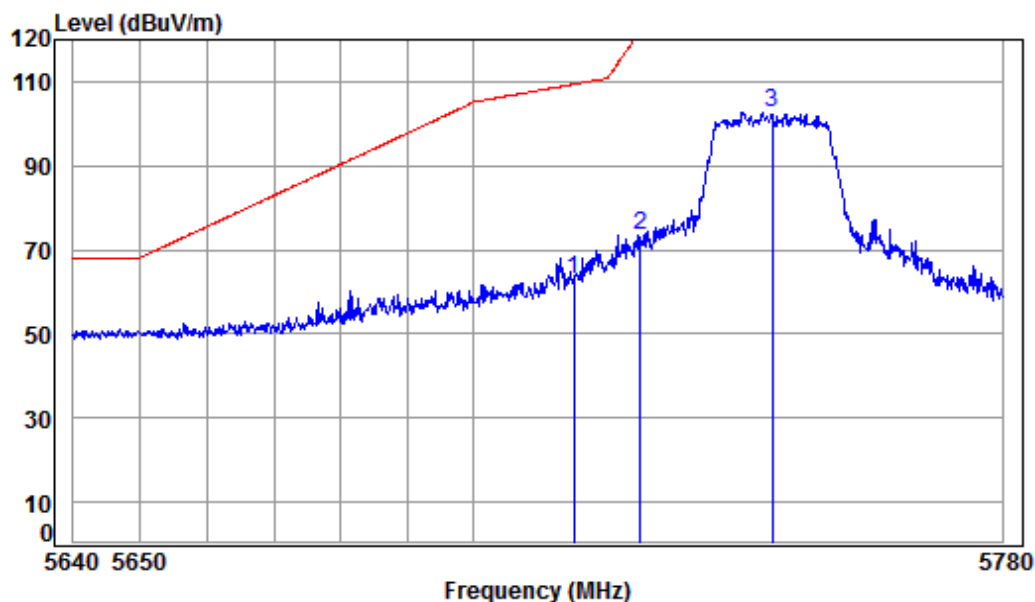


SGS-CSTC Standards Technical Services Co., Ltd. Shenzhen Branch

Report No.: SZEM180100021802

Page: 695 of 818

Test mode:	802.11n(HT20)	Frequency(MHz):	5745	Peak	Horizontal
------------	---------------	-----------------	------	------	------------



Condition: 3m HORIZONTAL

Job No : 0217RG

Mode : 5745 Band edge

: Ant 1+2 5G WIFI 11N CH149

		Cable	Ant	Preamp	Read	Limit	Over	
	Freq	Loss	Factor	Factor	Level	Level	Line	Limit Remark
	MHz	dB	dB/m	dB	dBuV	dBuV/m	dBuV/m	dB
1	5715.000	9.61	34.53	38.13	56.99	63.00	109.40	-46.40 peak
2	5725.000	9.64	34.54	38.13	67.20	73.25	122.20	-48.95 peak
3 pp	5745.000	9.71	34.55	38.12	96.48	102.62	125.20	-22.58 peak

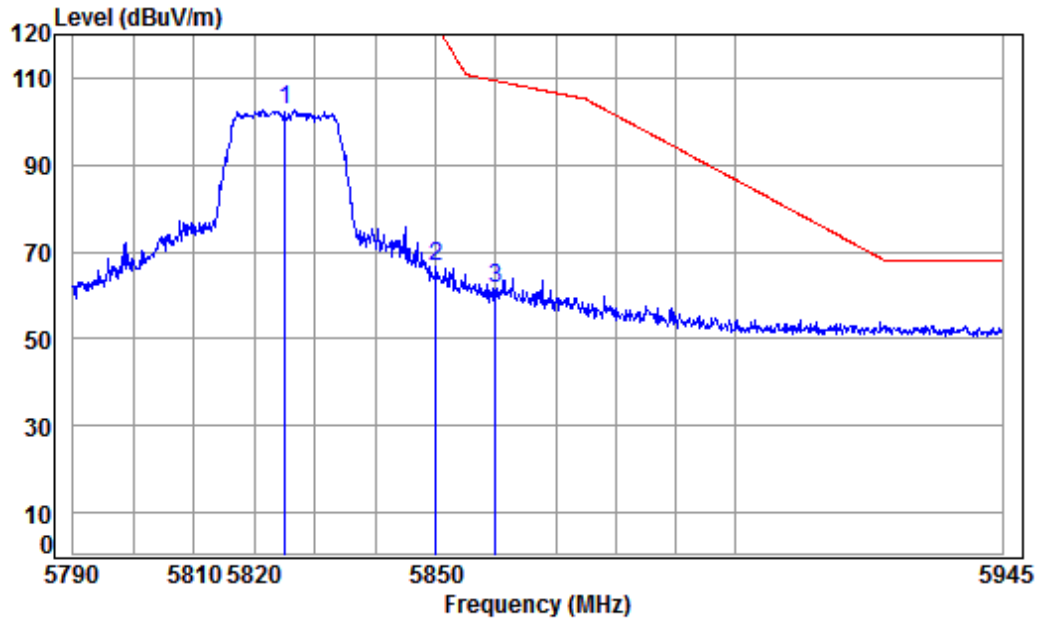


SGS-CSTC Standards Technical Services Co., Ltd.
Shenzhen Branch

Report No.: SZEM180100021802

Page: 696 of 818

Test mode:	802.11n(HT20)	Frequency(MHz):	5825	Peak	Vertical
------------	---------------	-----------------	------	------	----------



Condition: 3m VERTICAL

Job No : 0217RG

Mode : 5825 Band edge

: Ant 1+2 5G WIFI 11N CH165

		Cable	Ant	Preamp	Read	Limit	Over	
	Freq	Loss	Factor	Factor	Level	Level	Line	Limit Remark
	MHz	dB	dB/m	dB	dBuV	dBuV/m	dBuV/m	dB
1 pp	5825.000	9.98	34.60	38.12	96.18	102.64	125.20	-22.56 peak
2	5850.000	10.07	34.61	38.11	59.89	66.46	122.20	-55.74 peak
3	5860.000	10.10	34.62	38.11	55.10	61.71	109.40	-47.69 peak

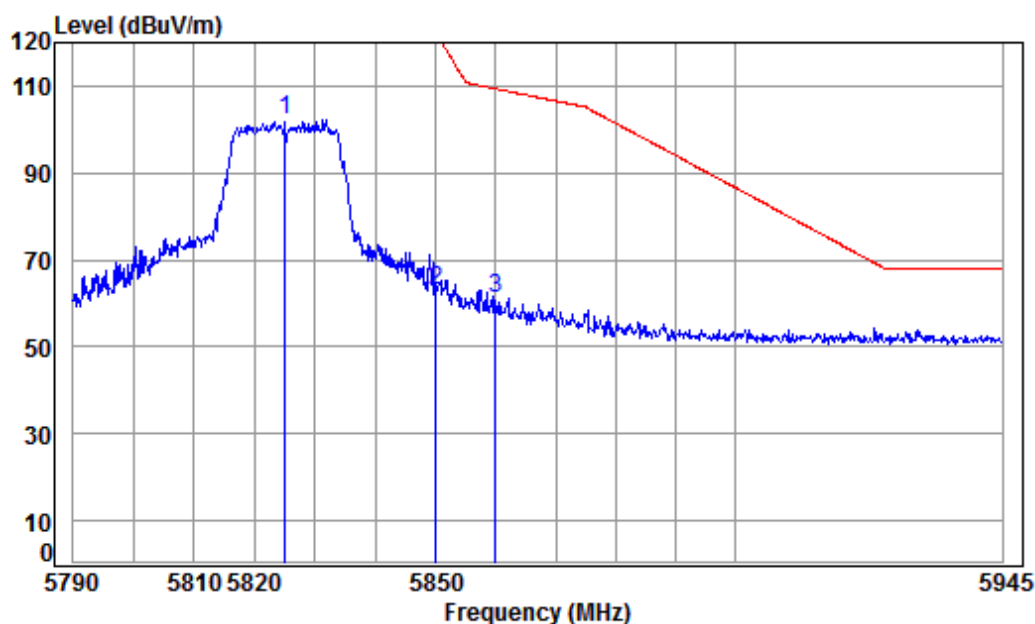


SGS-CSTC Standards Technical Services Co., Ltd.
Shenzhen Branch

Report No.: SZEM180100021802

Page: 697 of 818

Test mode:	802.11n(HT20)	Frequency(MHz):	5825	Peak	Horizontal
------------	---------------	-----------------	------	------	------------



Condition: 3m HORIZONTAL

Job No : 0217RG

Mode : 5825 Band edge

: Ant 1+2 5G WIFI 11N CH165

		Cable	Ant	Preamp	Read	Limit	Over	
	Freq	Loss	Factor	Factor	Level	Level	Line	Limit Remark
	MHz	dB	dB/m	dB	dBuV	dBuV/m	dBuV/m	dB
1 pp	5825.000	9.98	34.60	38.12	95.65	102.11	125.20	-23.09 peak
2	5850.000	10.07	34.61	38.11	56.30	62.87	122.20	-59.33 peak
3	5860.000	10.10	34.62	38.11	54.61	61.22	109.40	-48.18 peak

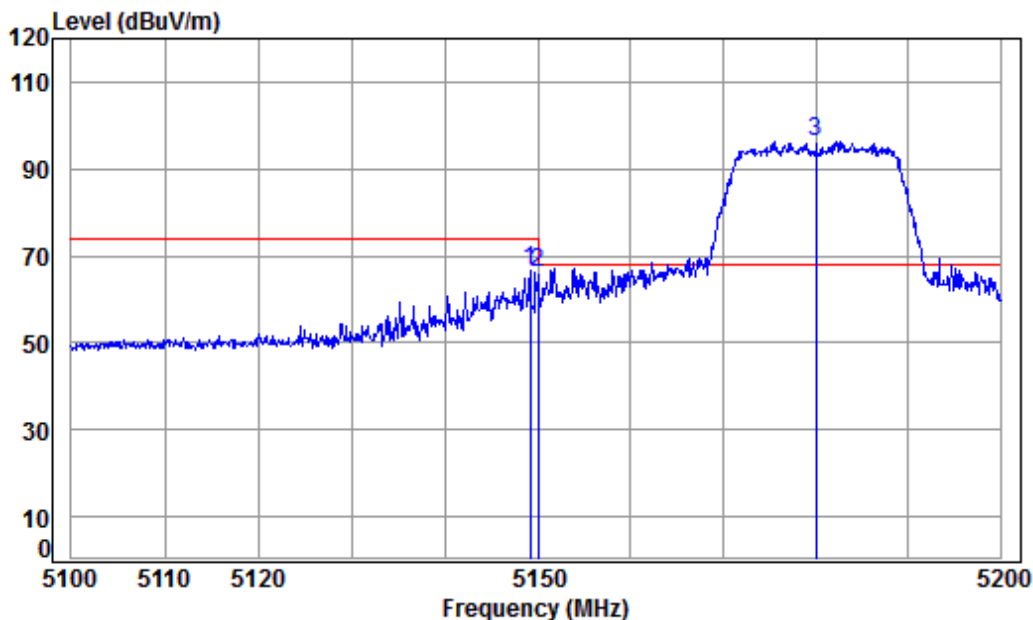


SGS-CSTC Standards Technical Services Co., Ltd.
Shenzhen Branch

Report No.: SZEM180100021802

Page: 698 of 818

Test mode:	802.11ac(HT20)	Frequency(MHz):	5180	Peak	Vertical
------------	----------------	-----------------	------	------	----------



Condition: 3m VERTICAL

Job No : 0217RG

Mode : 5180 Band edge

: Ant 1+2 5G WIFI 11AC CH36

	Freq	Cable Loss	Ant Factor	Preamp Factor	Read Level	Level	Limit Line	Over Limit	Remark
	MHz	dB	dB/m	dB	dBuV	dBuV/m	dBuV/m	dB	
1	5149.157	8.32	34.47	38.18	62.22	66.83	74.00	-7.17	Peak
2	5149.980	8.33	34.47	38.18	61.50	66.12	74.00	-7.88	Peak
3 pp	5180.000	8.37	34.46	38.18	91.79	96.44	68.20	28.24	Peak

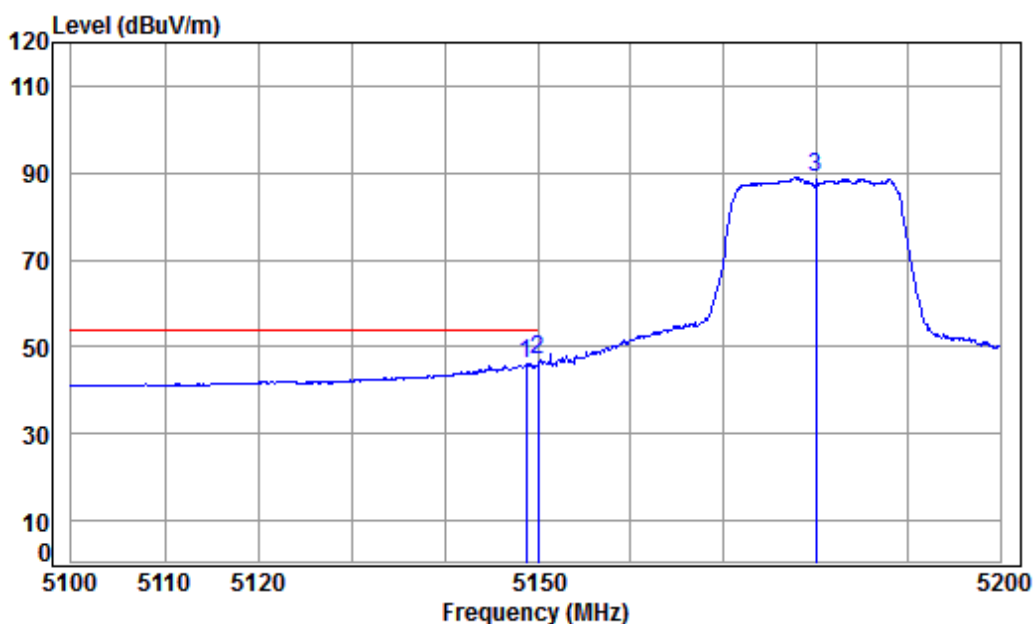


SGS-CSTC Standards Technical Services Co., Ltd.
Shenzhen Branch

Report No.: SZEM180100021802

Page: 699 of 818

Test mode:	802.11ac(HT20)	Frequency(MHz):	5180	Average	Vertical
------------	----------------	-----------------	------	---------	----------



Condition: 3m VERTICAL

Job No : 0217RG

Mode : 5180 Band edge

: Ant 1+2 5G WIFI 11AC CH36

		Cable	Ant	Preamp	Read		Limit	Over	
	Freq	Loss	Factor	Factor	Level	Level	Line	Limit	Remark
	MHz	dB	dB/m	dB	dBuV	dBuV/m	dBuV/m	dB	
1	5148.757	8.32	34.47	38.18	41.30	45.91	54.00	-8.09	Average
2	pp 5149.980	8.33	34.47	38.18	42.16	46.78	54.00	-7.22	Average
3	5180.000	8.37	34.46	38.18	84.44	89.09	-----	-----	Average

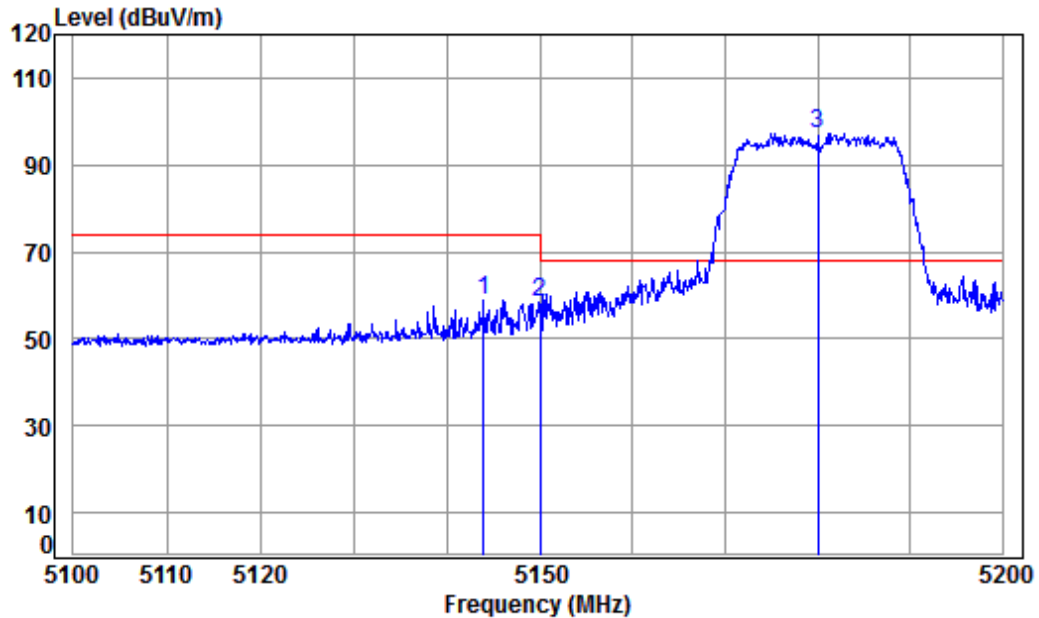


SGS-CSTC Standards Technical Services Co., Ltd.
Shenzhen Branch

Report No.: SZEM180100021802

Page: 700 of 818

Test mode:	802.11ac(HT20)	Frequency(MHz):	5180	Peak	Horizontal
------------	----------------	-----------------	------	------	------------



Condition: 3m HORIZONTAL

Job No : 0217RG

Mode : 5180 Band edge

: Ant 1+2 5G WIFI 11AC CH36

	Freq	Cable Loss	Ant Factor	Preamp Factor	Read Level	Level	Limit Line	Over Limit	Remark
	MHz	dB	dB/m	dB	dBuV	dBuV/m	dBuV/m	dB	
1	5143.960	8.32	34.47	38.18	54.36	58.97	74.00	-15.03	peak
2	5149.980	8.33	34.47	38.18	53.96	58.58	74.00	-15.42	peak
3 pp	5180.000	8.37	34.46	38.18	92.74	97.39	68.20	29.19	peak

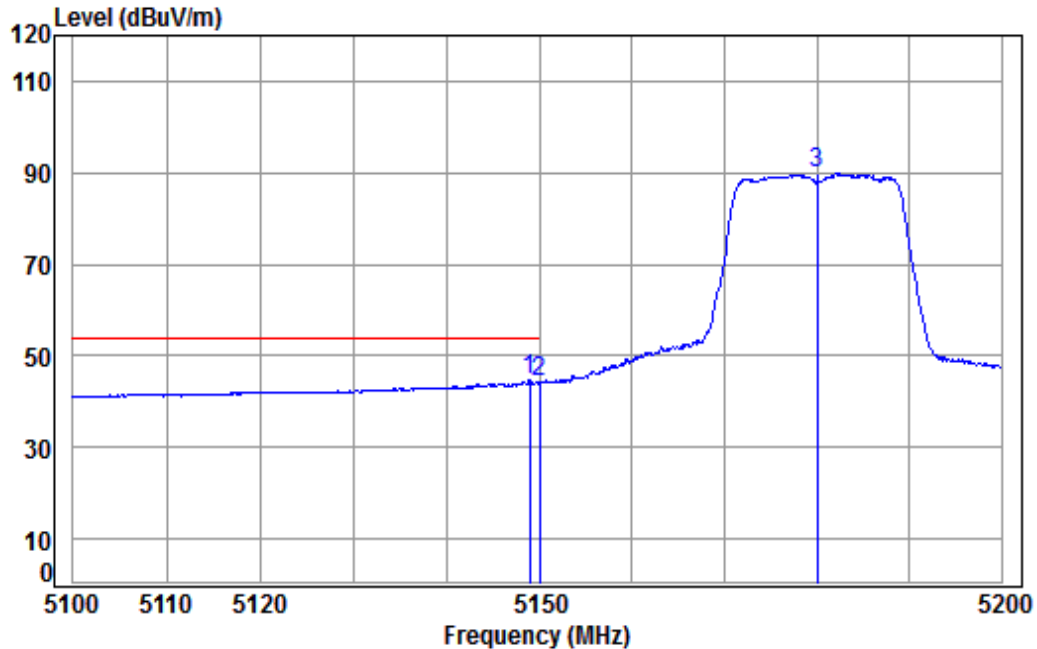


SGS-CSTC Standards Technical Services Co., Ltd. Shenzhen Branch

Report No.: SZEM180100021802

Page: 701 of 818

Test mode:	802.11ac(HT20)	Frequency(MHz):	5180	Average	Horizontal
------------	----------------	-----------------	------	---------	------------



Condition: 3m HORIZONTAL

Job No : 0217RG

Mode : 5180 Band edge

: Ant 1+2 5G WIFI 11AC CH36

		Cable	Ant	Preamp	Read		Limit	Over	
	Freq	Loss	Factor	Factor	Level	Level	Line	Limit	Remark
	MHz	dB	dB/m	dB	dBuV	dBuV/m	dBuV/m	dB	
1 pp	5148.958	8.32	34.47	38.18	39.93	44.54	54.00	-9.46	Average
2	5149.980	8.33	34.47	38.18	39.60	44.22	54.00	-9.78	Average
3	5180.000	8.37	34.46	38.18	85.14	89.79	-----	-----	Average

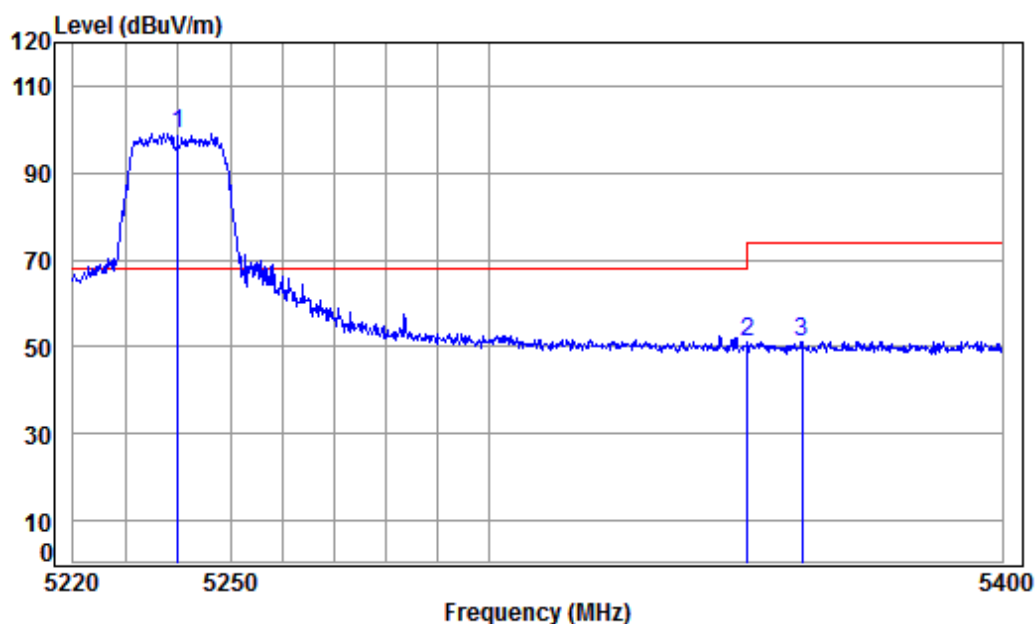


SGS-CSTC Standards Technical Services Co., Ltd.
Shenzhen Branch

Report No.: SZEM180100021802

Page: 702 of 818

Test mode:	802.11ac(HT20)	Frequency(MHz):	5240	Peak	Vertical
------------	----------------	-----------------	------	------	----------



Condition: 3m VERTICAL

Job No : 0217RG

Mode : 5240 Band edge

: Ant 1+2 5G WIFI 11AC CH48

	Freq	Cable Loss	Ant Factor	Preamp Factor	Read Level	Level	Limit Line	Over Limit	Remark
	MHz	dB	dB/m	dB	dBuV	dBuV/m	dBuV/m	dB	
1 pp	5240.000	8.46	34.45	38.17	94.28	99.02	68.20	30.82	Peak
2	5350.020	8.63	34.43	38.16	46.06	50.96	74.00	-23.04	Peak
3	5360.783	8.65	34.43	38.16	46.38	51.30	74.00	-22.70	Peak

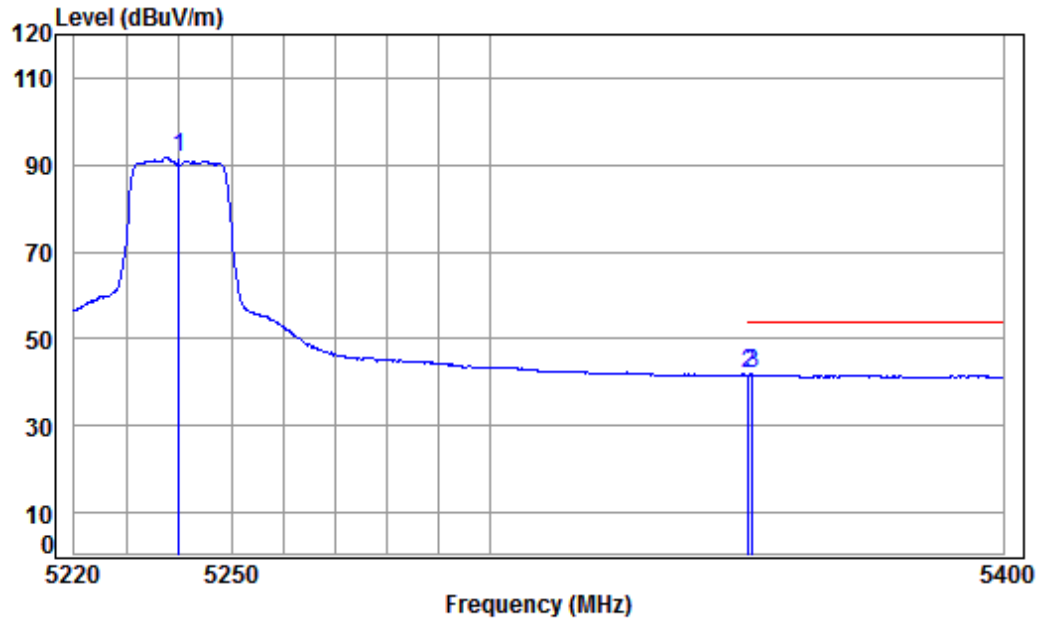


SGS-CSTC Standards Technical Services Co., Ltd.
Shenzhen Branch

Report No.: SZEM180100021802

Page: 703 of 818

Test mode:	802.11ac(HT20)	Frequency(MHz):	5240	Average	Vertical
------------	----------------	-----------------	------	---------	----------



Condition: 3m VERTICAL

Job No : 0217RG

Mode : 5240 Band edge

: Ant 1+2 5G WIFI 11AC CH48

	Freq	Cable Loss	Ant Factor	Preamp Factor	Read Level	Level	Limit Line	Over Limit	Remark
	MHz	dB	dB/m	dB	dBuV	dBuV/m	dBuV/m	dB	
1	5240.000	8.46	34.45	38.17	87.02	91.76	-----	-----	Average
2	5350.020	8.63	34.43	38.16	36.85	41.75	54.00	-12.25	Average
3 pp	5350.797	8.63	34.43	38.16	36.86	41.76	54.00	-12.24	Average

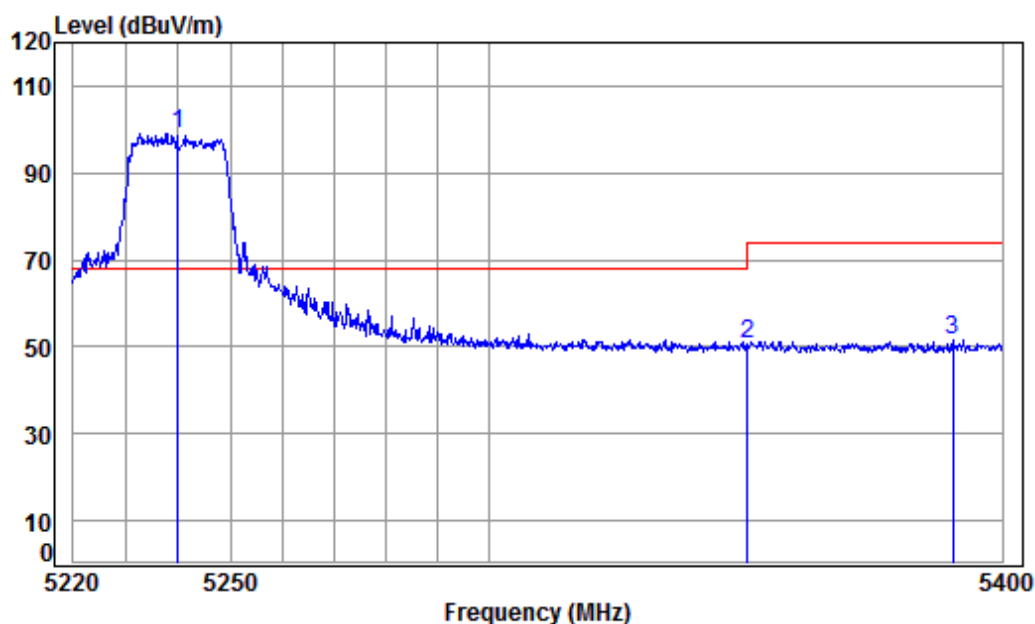


SGS-CSTC Standards Technical Services Co., Ltd.
Shenzhen Branch

Report No.: SZEM180100021802

Page: 704 of 818

Test mode:	802.11ac(HT20)	Frequency(MHz):	5240	Peak	Horizontal
------------	----------------	-----------------	------	------	------------



Condition: 3m HORIZONTAL

Job No : 0217RG

Mode : 5240 Band edge

: Ant 1+2 5G WIFI 11AC CH48

	Freq	Cable Loss	Ant Factor	Preamplifier Factor	Read Level	Limit Level	Over Limit	Remark
	MHz	dB	dB/m	dB	dBuV	dBuV/m	dBuV/m	dB
1 pp	5240.000	8.46	34.45	38.17	94.28	99.02	68.20	30.82 peak
2	5350.020	8.63	34.43	38.16	45.81	50.71	74.00	-23.29 peak
3	5390.306	8.69	34.42	38.16	46.70	51.65	74.00	-22.35 peak

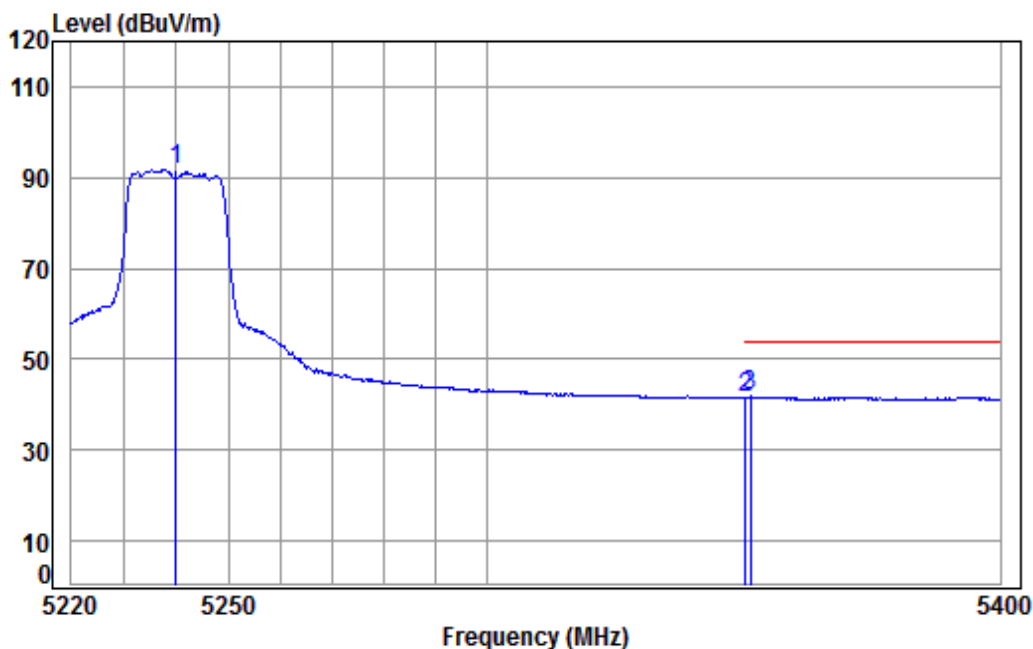


SGS-CSTC Standards Technical Services Co., Ltd. Shenzhen Branch

Report No.: SZEM180100021802

Page: 705 of 818

Test mode:	802.11ac(HT20)	Frequency(MHz):	5240	Average	Horizontal
------------	----------------	-----------------	------	---------	------------



Condition: 3m HORIZONTAL

Job No : 0217RG

Mode : 5240 Band edge

: Ant 1+2 5G WIFI 11AC CH48

		Cable	Ant	Preamp	Read	Limit	Over	
Freq	Loss	Factor	Factor	Level	Level	Line	Limit	Remark
MHz	dB	dB/m	dB	dBuV	dBuV/m	dBuV/m	dB	
1 5240.000	8.46	34.45	38.17	87.04	91.78	-----	-----	Average
2 5350.020	8.63	34.43	38.16	36.69	41.59	54.00	-12.41	Average
3 pp 5350.979	8.63	34.43	38.16	36.95	41.85	54.00	-12.15	Average

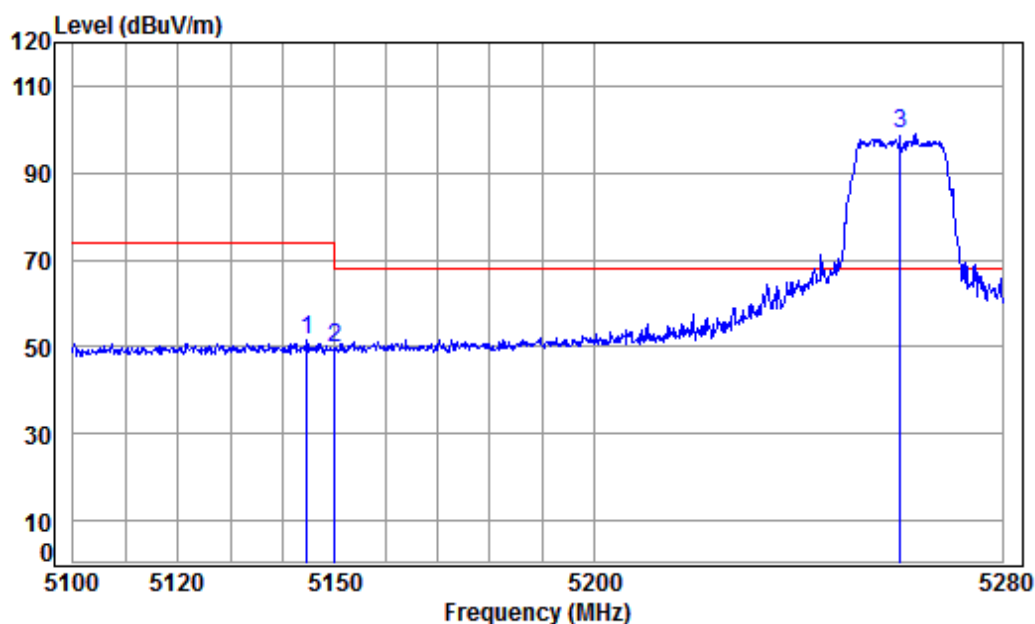


SGS-CSTC Standards Technical Services Co., Ltd.
Shenzhen Branch

Report No.: SZEM180100021802

Page: 706 of 818

Test mode:	802.11ac(HT20)	Frequency(MHz):	5260	Peak	Vertical
------------	----------------	-----------------	------	------	----------



Condition: 3m VERTICAL

Job No : 0217RG

Mode : 5260 Band edge

: Ant 1+2 5G WIFI 11AC CH52

	Freq	Cable Loss	Ant Factor	Preamplifier Factor	Read Level	Limit Level	Limit Line	Over Limit	Remark
	MHz	dB	dB/m	dB	dBuV	dBuV/m	dBuV/m	dB	
1	5144.773	8.32	34.47	38.18	47.02	51.63	74.00	-22.37	Peak
2	5149.980	8.33	34.47	38.18	45.25	49.87	74.00	-24.13	Peak
3 pp	5260.000	8.49	34.45	38.17	94.26	99.03	68.20	30.83	Peak

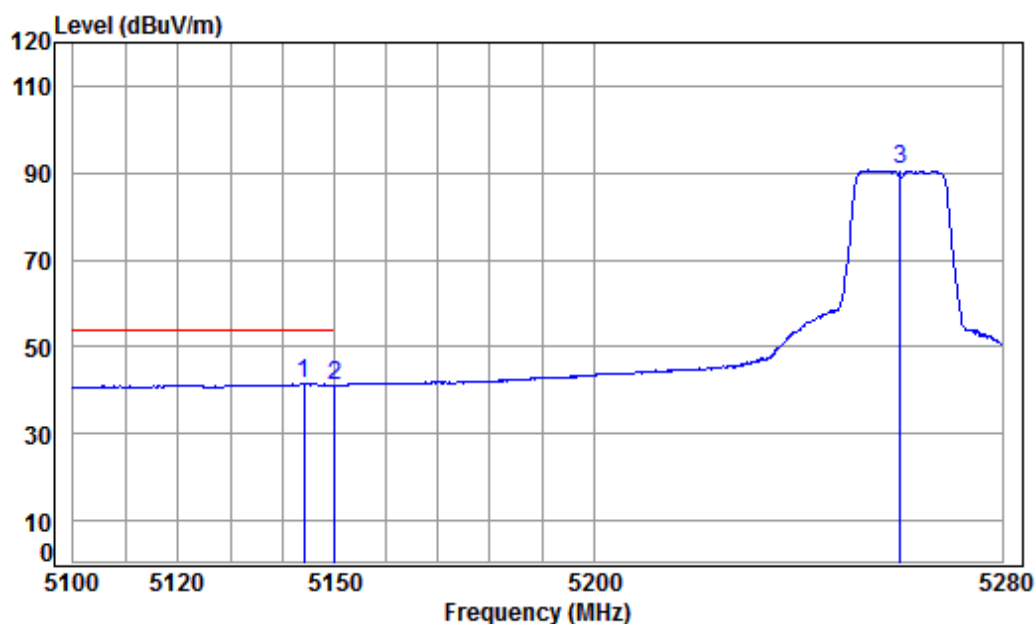


SGS-CSTC Standards Technical Services Co., Ltd. Shenzhen Branch

Report No.: SZEM180100021802

Page: 707 of 818

Test mode:	802.11ac(HT20)	Frequency(MHz):	5260	Average	Vertical
------------	----------------	-----------------	------	---------	----------



Condition: 3m VERTICAL

Job No : 0217RG

Mode : 5260 Band edge

: Ant 1+2 5G WIFI 11AC CH52

	Freq	Cable Loss	Ant Factor	Preamp Factor	Read Level	Level	Limit Line	Over Limit	Remark
	MHz	dB	dB/m	dB	dBuV	dBuV/m	dBuV/m	dB	
1 pp	5144.238	8.32	34.47	38.18	36.79	41.40	54.00	-12.60	Average
2	5149.980	8.33	34.47	38.18	36.62	41.24	54.00	-12.76	Average
3	5260.000	8.49	34.45	38.17	85.82	90.59	-----	-----	Average

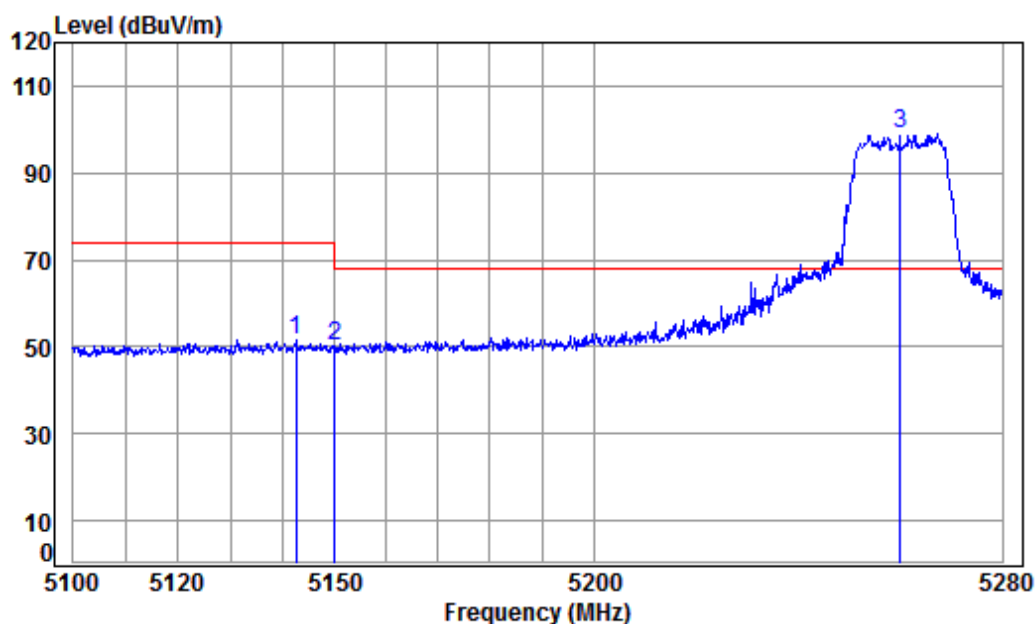


SGS-CSTC Standards Technical Services Co., Ltd.
Shenzhen Branch

Report No.: SZEM180100021802

Page: 708 of 818

Test mode:	802.11ac(HT20)	Frequency(MHz):	5260	Peak	Horizontal
------------	----------------	-----------------	------	------	------------



Condition: 3m HORIZONTAL

Job No : 0217RG

Mode : 5260 Band edge

: Ant 1+2 5G WIFI 11AC CH52

	Freq	Cable Loss	Ant Factor	Preamplifier Factor	Read Level	Limit Level	Limit Line	Over Limit	Remark
	MHz	dB	dB/m	dB	dBuV	dBuV/m	dBuV/m	dB	
1	5142.632	8.31	34.47	38.18	46.95	51.55	74.00	-22.45	peak
2	5149.980	8.33	34.47	38.18	45.53	50.15	74.00	-23.85	peak
3 pp	5260.000	8.49	34.45	38.17	94.41	99.18	68.20	30.98	peak

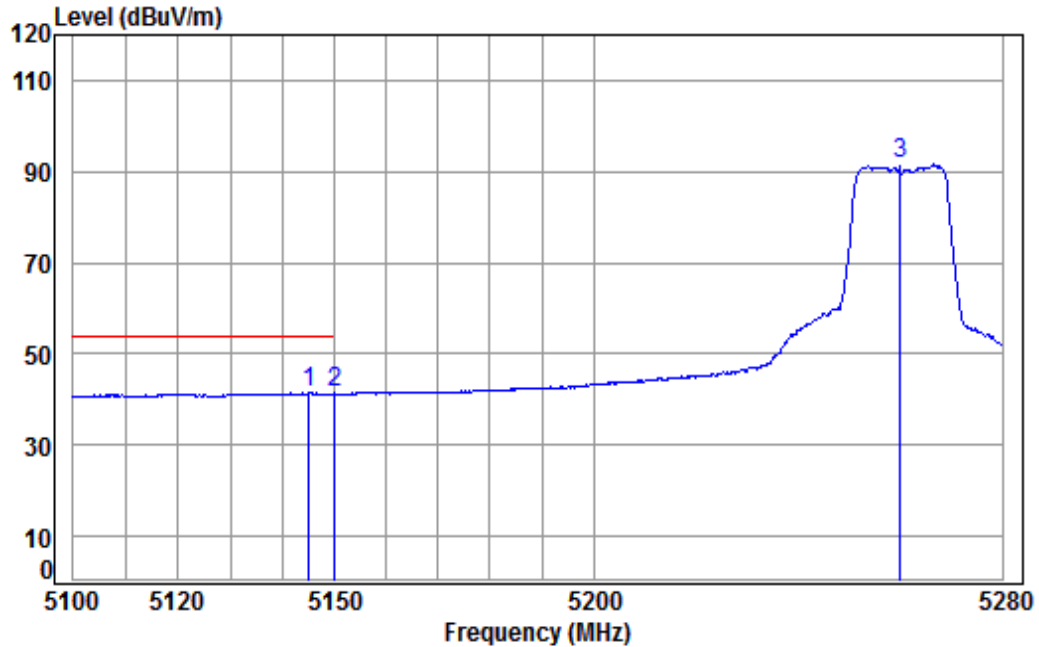


SGS-CSTC Standards Technical Services Co., Ltd.
Shenzhen Branch

Report No.: SZEM180100021802

Page: 709 of 818

Test mode:	802.11ac(HT20)	Frequency(MHz):	5260	Average	Horizontal
------------	----------------	-----------------	------	---------	------------



Condition: 3m HORIZONTAL

Job No : 0217RG

Mode : 5260 Band edge

: Ant 1+2 5G WIFI 11AC CH52

		Cable	Ant	Preamp	Read		Limit	Over	
	Freq	Loss	Factor	Factor	Level	Level	Line	Limit	Remark
	MHz	dB	dB/m	dB	dBuV	dBuV/m	dBuV/m	dB	
1 pp	5145.130	8.32	34.47	38.18	36.84	41.45	54.00	-12.55	Average
2	5149.980	8.33	34.47	38.18	36.68	41.30	54.00	-12.70	Average
3	5260.000	8.49	34.45	38.17	86.87	91.64	-----	-----	Average

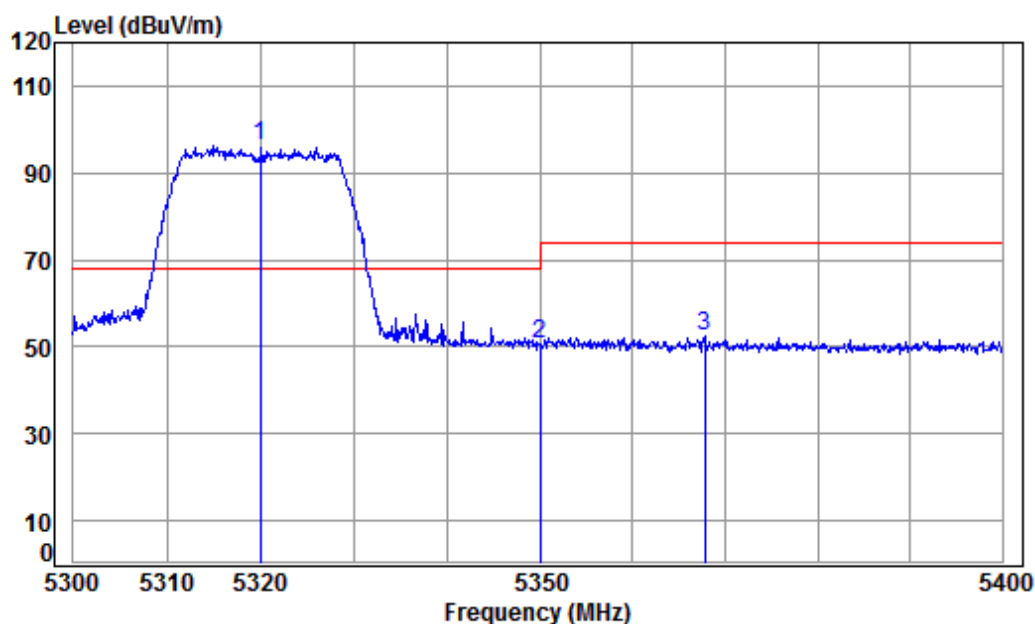


SGS-CSTC Standards Technical Services Co., Ltd.
Shenzhen Branch

Report No.: SZEM180100021802

Page: 710 of 818

Test mode:	802.11ac(HT20)	Frequency(MHz):	5320	Peak	Vertical
------------	----------------	-----------------	------	------	----------



Condition: 3m VERTICAL

Job No : 0217RG

Mode : 5320 Band edge

: Ant 1+2 5G WIFI 11AC CH64

	Freq	Cable Loss	Ant Factor	Preamp Factor	Read Level	Limit Level	Limit Line	Over Limit	Remark
	MHz	dB	dB/m	dB	dBuV	dBuV/m	dBuV/m	dB	
1 pp	5320.000	8.58	34.43	38.17	91.43	96.27	68.20	28.07	Peak
2	5350.020	8.63	34.43	38.16	45.94	50.84	74.00	-23.16	Peak
3	5367.796	8.66	34.43	38.16	47.57	52.50	74.00	-21.50	Peak

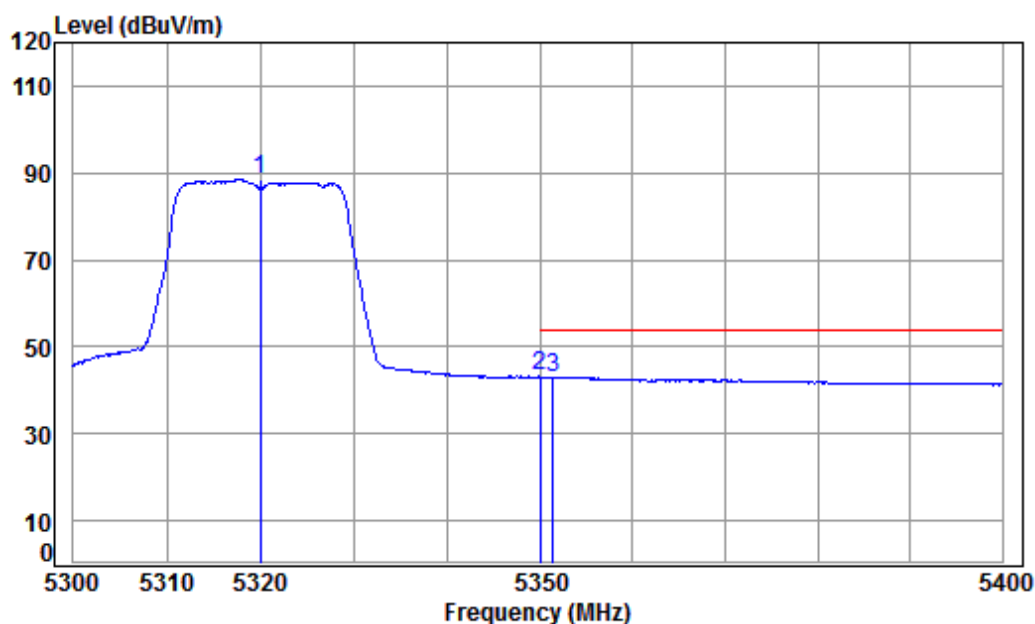


SGS-CSTC Standards Technical Services Co., Ltd. Shenzhen Branch

Report No.: SZEM180100021802

Page: 711 of 818

Test mode:	802.11ac(HT20)	Frequency(MHz):	5320	Average	Vertical
------------	----------------	-----------------	------	---------	----------



Condition: 3m VERTICAL

Job No : 0217RG

Mode : 5320 Band edge

: Ant 1+2 5G WIFI 11AC CH64

	Freq	Cable Loss	Ant Factor	Preamplifier Factor	Read Level	Limit Level	Limit Line	Over Limit	Remark
	MHz	dB	dB/m	dB	dBuV	dBuV/m	dBuV/m	dB	
1	5320.000	8.58	34.43	38.17	83.58	88.42	-----	-----	Average
2	pp 5350.020	8.63	34.43	38.16	38.30	43.20	54.00	-10.80	Average
3	5351.467	8.63	34.43	38.16	38.21	43.11	54.00	-10.89	Average

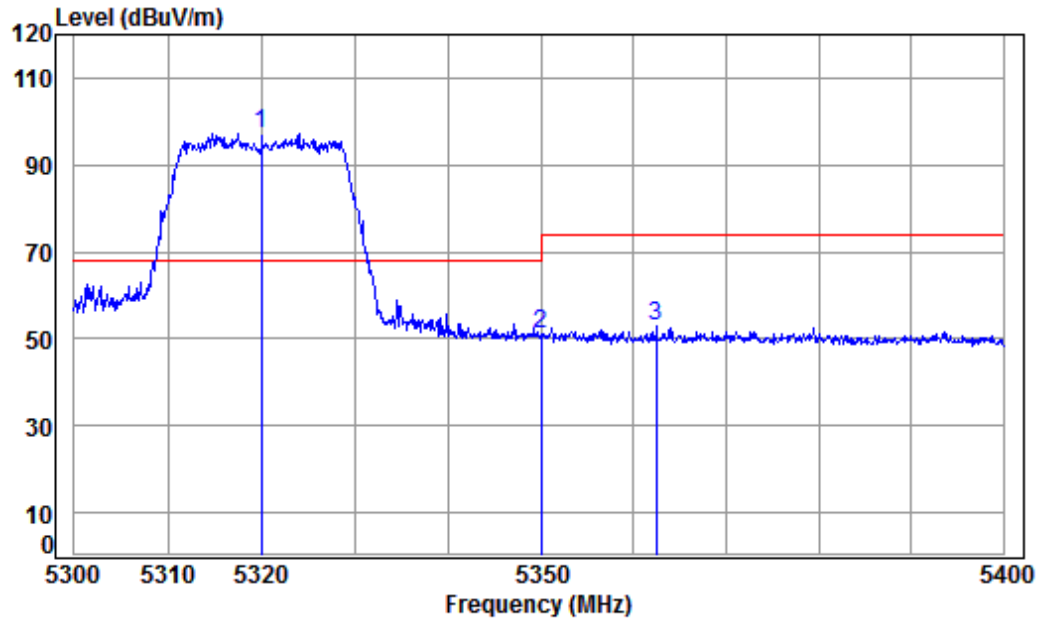


SGS-CSTC Standards Technical Services Co., Ltd.
Shenzhen Branch

Report No.: SZEM180100021802

Page: 712 of 818

Test mode:	802.11ac(HT20)	Frequency(MHz):	5320	Peak	Horizontal
------------	----------------	-----------------	------	------	------------



Condition: 3m HORIZONTAL

Job No : 0217RG

Mode : 5320 Band edge

: Ant 1+2 5G WIFI 11AC CH64

		Cable	Ant	Preamp	Read	Limit	Over	
	Freq	Loss	Factor	Factor	Level	Level	Line	Limit Remark
	MHz	dB	dB/m	dB	dBuV	dBuV/m	dBuV/m	dB
1 pp	5320.000	8.58	34.43	38.17	92.55	97.39	68.20	29.19 peak
2	5350.020	8.63	34.43	38.16	46.04	50.94	74.00	-23.06 peak
3	5362.481	8.65	34.43	38.16	47.88	52.80	74.00	-21.20 peak

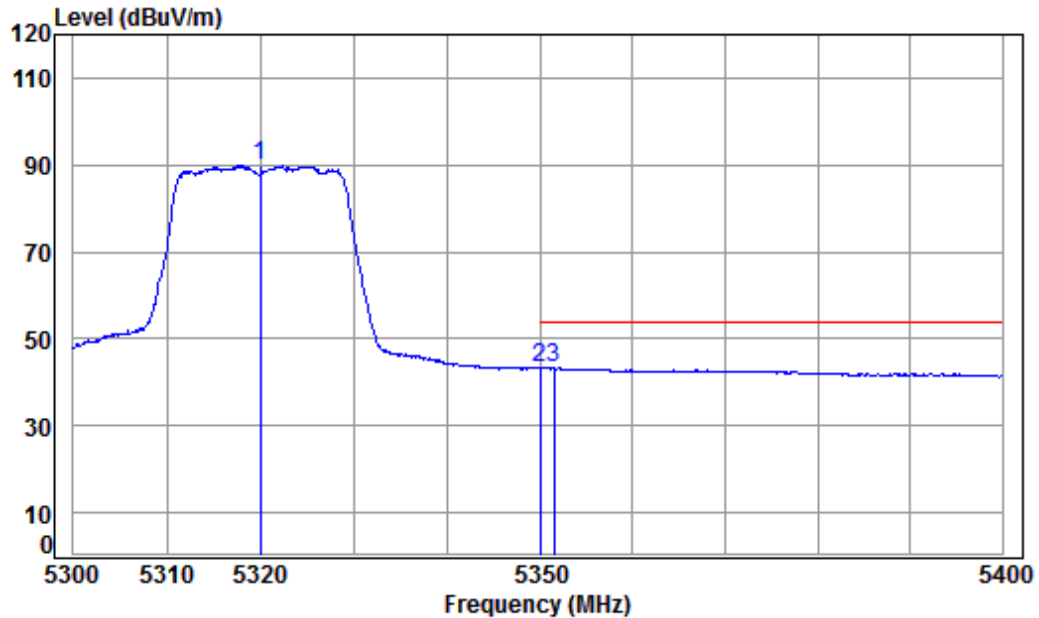


SGS-CSTC Standards Technical Services Co., Ltd.
Shenzhen Branch

Report No.: SZEM180100021802

Page: 713 of 818

Test mode:	802.11ac(HT20)	Frequency(MHz):	5320	Average	Horizontal
------------	----------------	-----------------	------	---------	------------



Condition: 3m HORIZONTAL

Job No : 0217RG

Mode : 5320 Band edge

: Ant 1+2 5G WIFI 11AC CH64

	Freq	Cable Loss	Ant Factor	Preamp Factor	Read Level	Limit Level	Limit Line	Over Limit	Remark
	MHz	dB	dB/m	dB	dBuV	dBuV/m	dBuV/m	dB	
1	5320.000	8.58	34.43	38.17	85.24	90.08	-----	-----	Average
2	pp 5350.020	8.63	34.43	38.16	38.40	43.30	54.00	-10.70	Average
3	5351.566	8.63	34.43	38.16	38.36	43.26	54.00	-10.74	Average

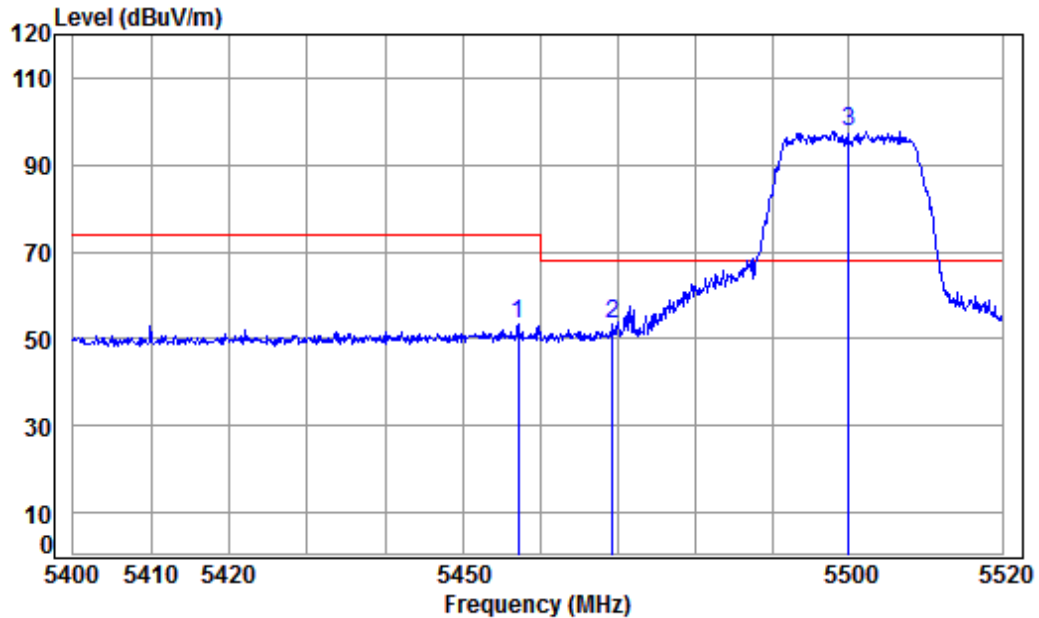


SGS-CSTC Standards Technical Services Co., Ltd.
Shenzhen Branch

Report No.: SZEM180100021802

Page: 714 of 818

Test mode:	802.11ac(HT20)	Frequency(MHz):	5500	Peak	Vertical
------------	----------------	-----------------	------	------	----------



Condition: 3m VERTICAL

Job No : 0217RG

Mode : 5500 Band edge

: Ant 1+2 5G WIFI 11AC CH100

	Freq	Cable Loss	Ant Factor	Preamp Factor	Read Level	Level	Limit Line	Over Limit	Remark
	MHz	dB	dB/m	dB	dBuV	dBuV/m	dBuV/m	dB	
1	5457.151	8.79	34.41	38.15	48.21	53.26	74.00	-20.74	Peak
2	5469.399	8.81	34.41	38.15	48.45	53.52	68.20	-14.68	peak
3 pp	5500.000	8.85	34.40	38.15	92.52	97.62	68.20	29.42	Peak

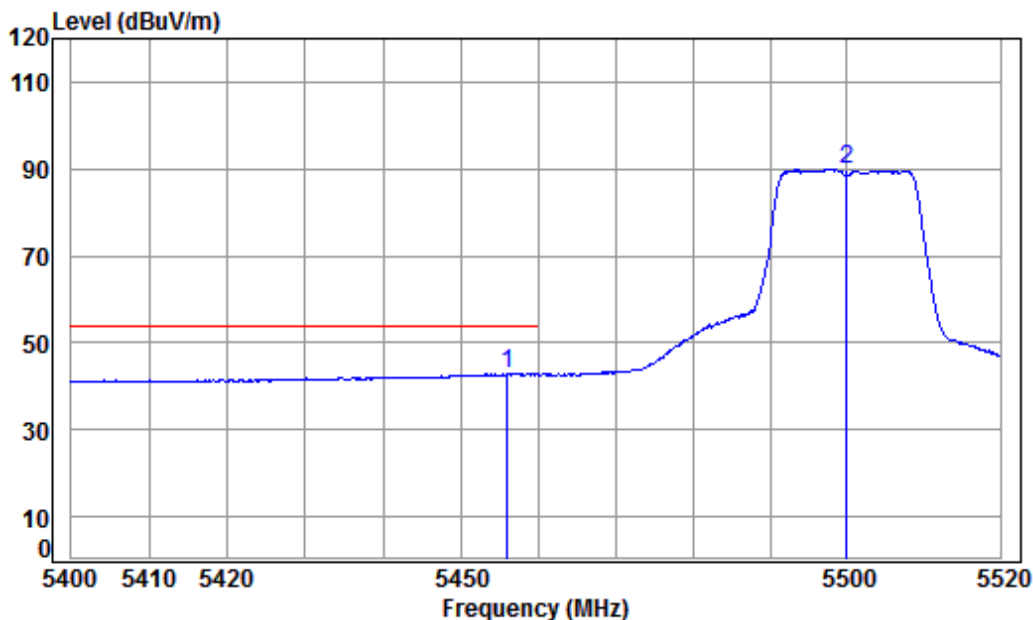


SGS-CSTC Standards Technical Services Co., Ltd.
Shenzhen Branch

Report No.: SZEM180100021802

Page: 715 of 818

Test mode:	802.11ac(HT20)	Frequency(MHz):	5500	Average	Vertical
------------	----------------	-----------------	------	---------	----------



Condition: 3m VERTICAL

Job No : 0217RG

Mode : 5500 Band edge

: Ant 1+2 5G WIFI 11AC CH100

		Cable	Ant	Preamp	Read	Limit	Over	
	Freq	Loss	Factor	Factor	Level	Level	Line	Limit Remark
	MHz	dB	dB/m	dB	dBuV	dBuV/m	dBuV/m	dB
1 pp	5456.072	8.79	34.41	38.15	37.83	42.88	54.00	-11.12 Average
2	5500.000	8.85	34.40	38.15	84.97	90.07	-----	----- Average

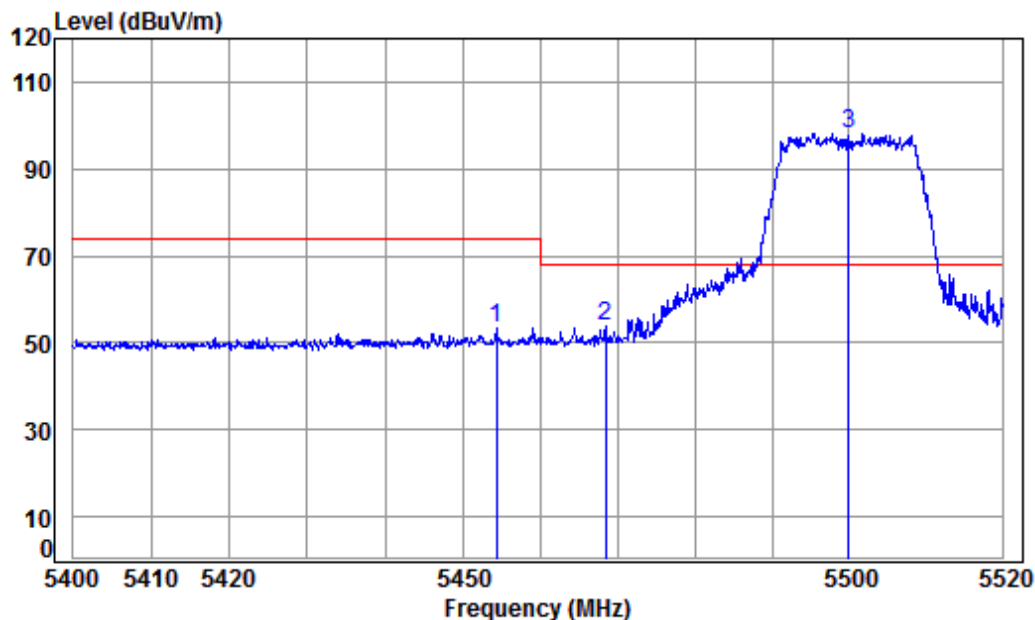


SGS-CSTC Standards Technical Services Co., Ltd.
Shenzhen Branch

Report No.: SZEM180100021802

Page: 716 of 818

Test mode:	802.11ac(HT20)	Frequency(MHz):	5500	Peak	Horizontal
------------	----------------	-----------------	------	------	------------



Condition: 3m HORIZONTAL

Job No : 0217RG

Mode : 5500 Band edge

: Ant 1+2 5G WIFI 11AC CH100

	Freq	Cable Loss	Ant Factor	Preamp Factor	Read Level	Level	Limit Line	Over Limit	Remark
	MHz	dB	dB/m	dB	dBuV	dBuV/m	dBuV/m	dB	
1	5454.393	8.78	34.41	38.15	48.42	53.46	74.00	-20.54	peak
2	5468.437	8.80	34.41	38.15	48.69	53.75	68.20	-14.45	peak
3 pp	5500.000	8.85	34.40	38.15	93.18	98.28	68.20	30.08	peak

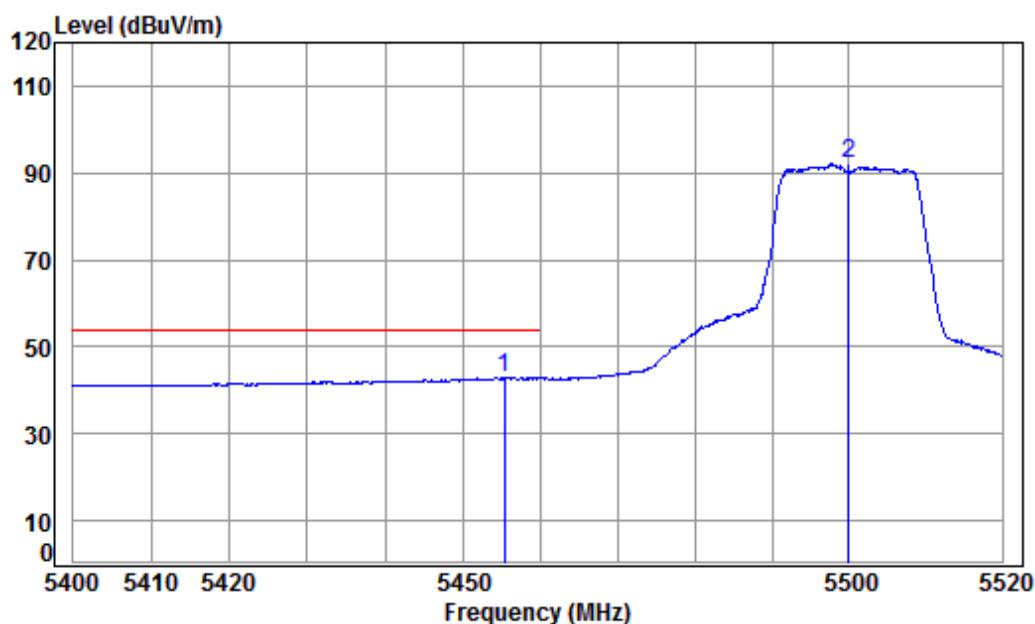


SGS-CSTC Standards Technical Services Co., Ltd.
Shenzhen Branch

Report No.: SZEM180100021802

Page: 717 of 818

Test mode:	802.11ac(HT20)	Frequency(MHz):	5500	Average	Horizontal
------------	----------------	-----------------	------	---------	------------



Condition: 3m HORIZONTAL

Job No : 0217RG

Mode : 5500 Band edge

: Ant 1+2 5G WIFI 11AC CH100

		Cable	Ant	Preamp	Read	Limit	Over	
	Freq	Loss	Factor	Factor	Level	Level	Line	Limit Remark
	MHz	dB	dB/m	dB	dBuV	dBuV/m	dBuV/m	dB
1 pp	5455.352	8.79	34.41	38.15	37.83	42.88	54.00	-11.12 Average
2	5500.000	8.85	34.40	38.15	86.95	92.05	-----	----- Average

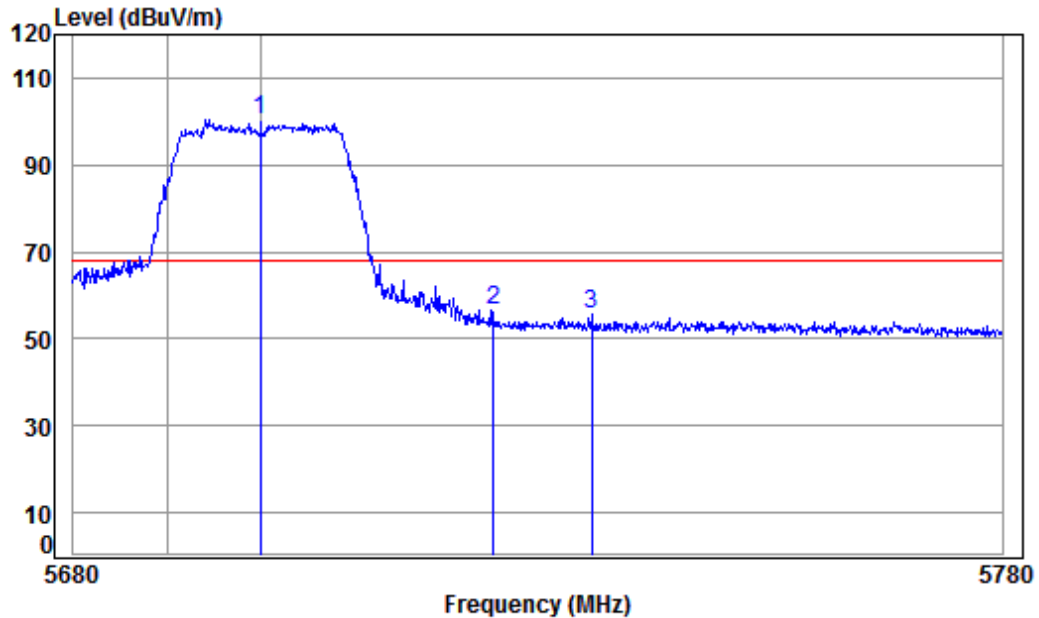


SGS-CSTC Standards Technical Services Co., Ltd. Shenzhen Branch

Report No.: SZEM180100021802

Page: 718 of 818

Test mode:	802.11ac(HT20)	Frequency(MHz):	5700	Peak	Vertical
------------	----------------	-----------------	------	------	----------



Condition: 3m VERTICAL

Job No : 0217RG

Mode : 5700 Band edge

: Ant 1+2 5G WIFI 11AC CH140

		Cable	Ant	Preamp	Read	Limit	Over	
Freq	Loss	Factor	Factor	Level	Level	Line	Limit	Remark
MHz	dB	dB/m	dB	dBuV	dBuV/m	dBuV/m	dB	
1 pp 5700.000	9.56	34.52	38.13	94.41	100.36	68.20	32.16	Peak
2 5725.000	9.64	34.54	38.13	50.31	56.36	68.20	-11.84	Peak
3 5735.584	9.68	34.54	38.12	49.38	55.48	68.20	-12.72	Peak

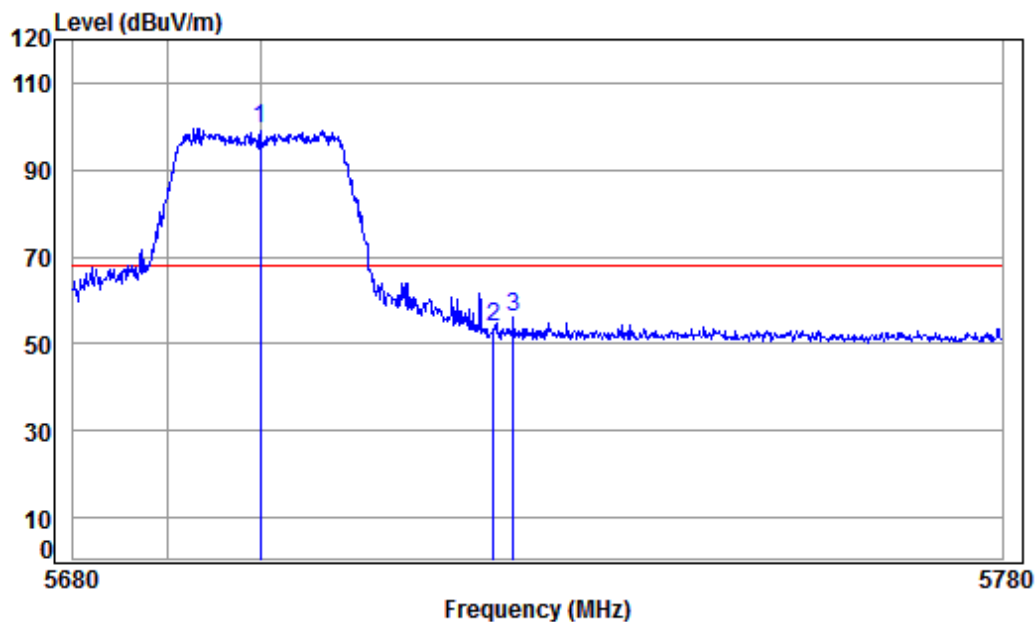


SGS-CSTC Standards Technical Services Co., Ltd.
Shenzhen Branch

Report No.: SZEM180100021802

Page: 719 of 818

Test mode:	802.11ac(HT20)	Frequency(MHz):	5700	Peak	Horizontal
------------	----------------	-----------------	------	------	------------



Condition: 3m HORIZONTAL

Job No : 0217RG

Mode : 5700 Band edge

: Ant 1+2 5G WIFI 11AC CH140

		Cable	Ant	Preamp	Read	Limit	Over	
Freq	Loss	Factor	Factor	Level	Level	Line	Limit	Remark
MHz	dB	dB/m	dB	dBuV	dBuV/m	dBuV/m	dB	
1 pp 5700.000	9.56	34.52	38.13	93.50	99.45	68.20	31.25	peak
2 5725.000	9.64	34.54	38.13	47.99	54.04	68.20	-14.16	peak
3 5727.183	9.65	34.54	38.13	50.24	56.30	68.20	-11.90	peak

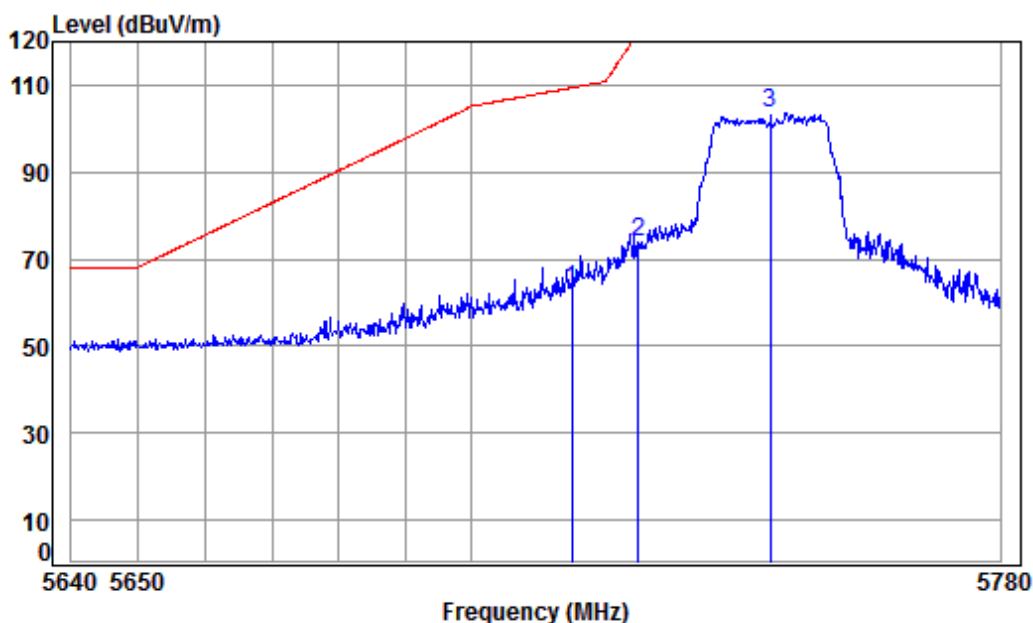


SGS-CSTC Standards Technical Services Co., Ltd.
Shenzhen Branch

Report No.: SZEM180100021802

Page: 720 of 818

Test mode:	802.11ac(HT20)	Frequency(MHz):	5745	Peak	Vertical
------------	----------------	-----------------	------	------	----------



Condition: 3m VERTICAL

Job No : 0217RG

Mode : 5745 Band edge

: Ant 1+2 5G WIFI 11AC CH149

		Cable	Ant	Preamp	Read	Limit	Over	
	Freq	Loss	Factor	Factor	Level	Level	Line	Limit Remark
	MHz	dB	dB/m	dB	dBuV	dBuV/m	dBuV/m	dB
1	5715.000	9.61	34.53	38.13	57.11	63.12	109.40	-46.28 peak
2	5725.000	9.64	34.54	38.13	67.65	73.70	122.20	-48.50 peak
3 pp	5745.000	9.71	34.55	38.12	97.38	103.52	125.20	-21.68 peak

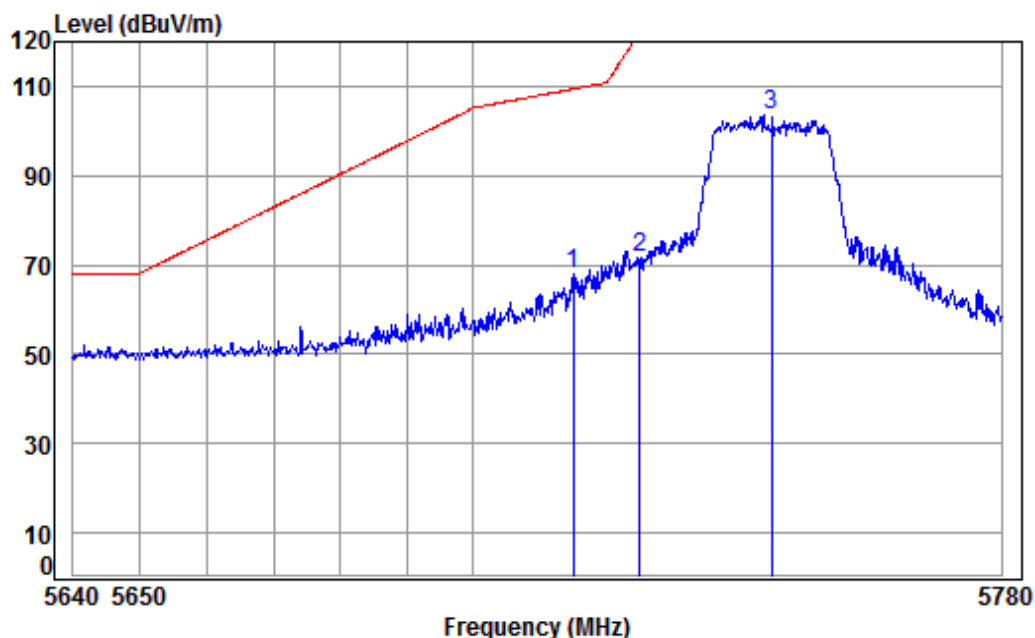


SGS-CSTC Standards Technical Services Co., Ltd.
Shenzhen Branch

Report No.: SZEM180100021802

Page: 721 of 818

Test mode:	802.11ac(HT20)	Frequency(MHz):	5745	Peak	Horizontal
------------	----------------	-----------------	------	------	------------



Condition: 3m HORIZONTAL

Job No : 0217RG

Mode : 5745 Band edge

: Ant 1+2 5G WIFI 11AC CH149

		Cable	Ant	Preamp	Read	Limit	Over	
	Freq	Loss	Factor	Factor	Level	Level	Line	Remark
	MHz	dB	dB/m	dB	dBuV	dBuV/m	dBuV/m	dB
1	5715.000	9.61	34.53	38.13	61.75	67.76	109.40	-41.64 peak
2	5725.000	9.64	34.54	38.13	65.39	71.44	122.20	-50.76 peak
3 pp	5745.000	9.71	34.55	38.12	97.55	103.69	125.20	-21.51 peak

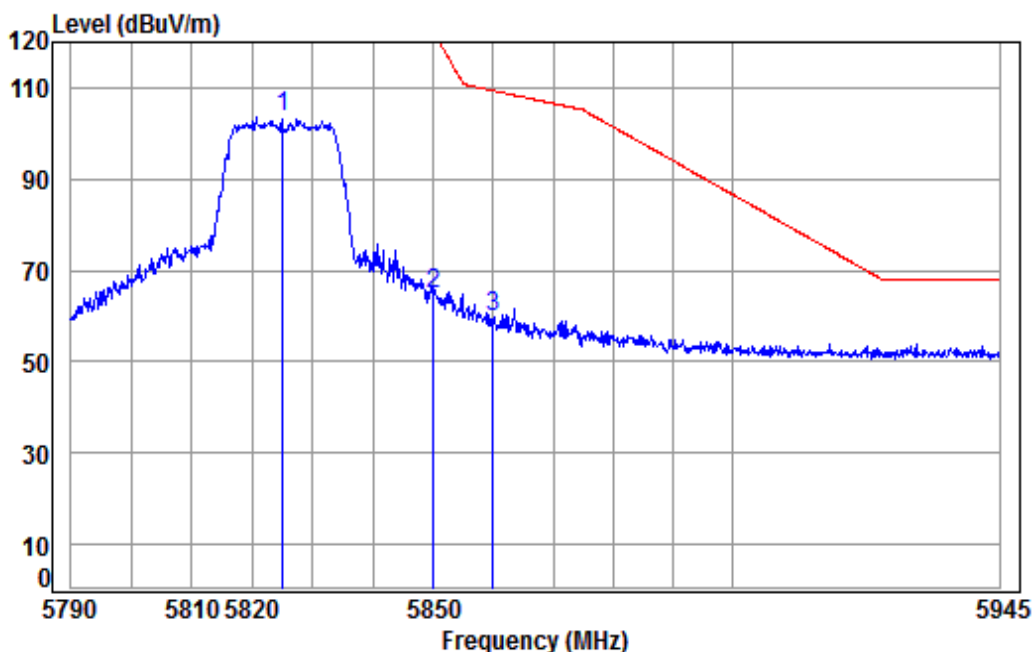


SGS-CSTC Standards Technical Services Co., Ltd. Shenzhen Branch

Report No.: SZEM180100021802

Page: 722 of 818

Test mode:	802.11ac(HT20)	Frequency(MHz):	5825	Peak	Vertical
------------	----------------	-----------------	------	------	----------



Condition: 3m VERTICAL

Job No : 0217RG

Mode : 5825 Band edge

: Ant 1+2 5G WIFI 11AC CH165

		Cable	Ant	Preamp	Read	Limit	Over	
Freq	Loss	Factor	Factor	Level	Level	Line	Limit	Remark
MHz	dB	dB/m	dB	dBuV	dBuV/m	dBuV/m	dB	
1 pp 5825.000	9.98	34.60	38.12	96.94	103.40	125.20	-21.80	peak
2 5850.000	10.07	34.61	38.11	58.09	64.66	122.20	-57.54	peak
3 5860.000	10.10	34.62	38.11	53.07	59.68	109.40	-49.72	peak

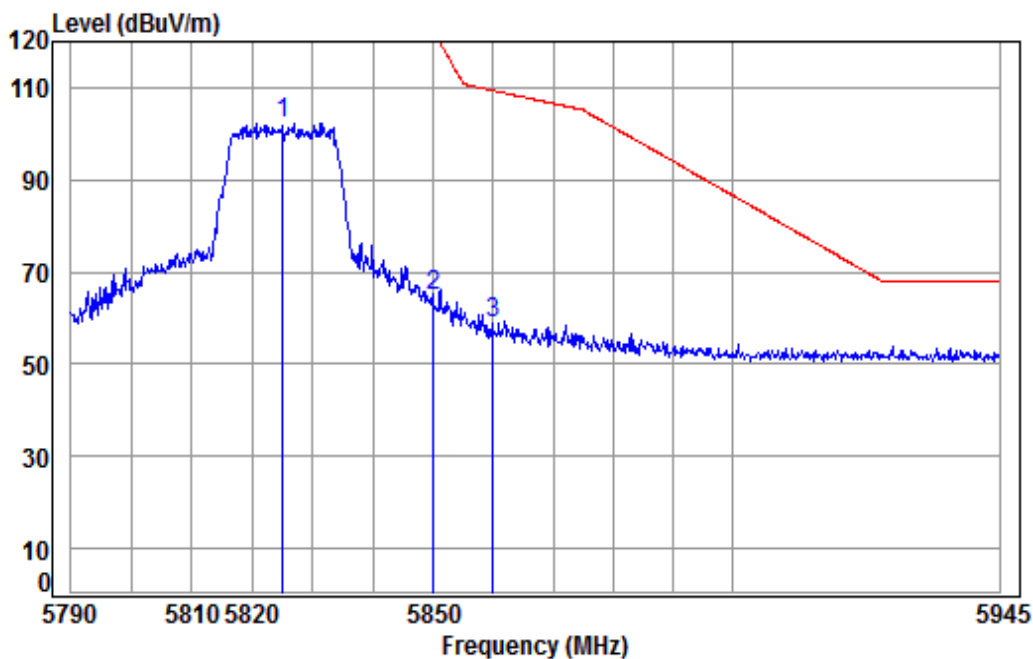


SGS-CSTC Standards Technical Services Co., Ltd. Shenzhen Branch

Report No.: SZEM180100021802

Page: 723 of 818

Test mode:	802.11ac(HT20)	Frequency(MHz):	5825	Peak	Horizontal
------------	----------------	-----------------	------	------	------------



Condition: 3m HORIZONTAL

Job No : 0217RG

Mode : 5825 Band edge

: Ant 1+2 5G WIFI 11AC CH165

		Cable	Ant	Preamp	Read		Limit	Over	
	Freq	Loss	Factor	Factor	Level	Level	Line	Limit	Remark
	MHz	dB	dB/m	dB	dBuV	dBuV/m	dBuV/m	dB	
1 pp	5825.000	9.98	34.60	38.12	95.95	102.41	125.20	-22.79	peak
2	5850.000	10.07	34.61	38.11	58.06	64.63	122.20	-57.57	peak
3	5860.000	10.10	34.62	38.11	52.05	58.66	109.40	-50.74	peak

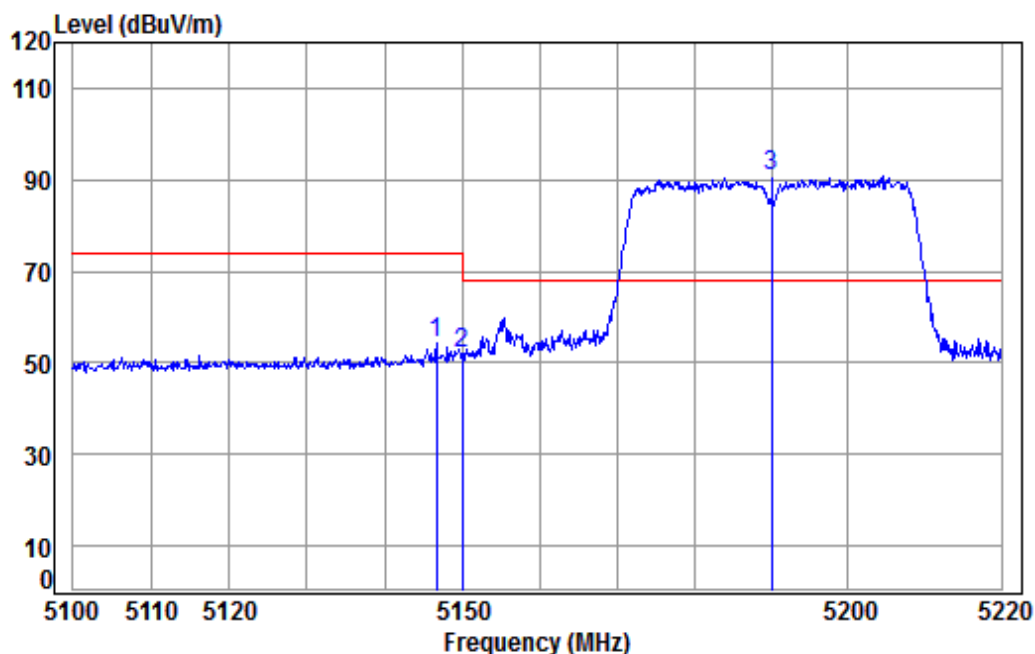


SGS-CSTC Standards Technical Services Co., Ltd.
Shenzhen Branch

Report No.: SZEM180100021802

Page: 724 of 818

Test mode:	802.11n(HT40)	Frequency(MHz):	5190	Peak	Vertical
------------	---------------	-----------------	------	------	----------



Condition: 3m VERTICAL

Job No : 0217RG

Mode : 5190 Band edge

: Ant 1+2 5G WIFI 11N(40) CH38

		Cable	Ant	Preamp	Read		Limit	Over	
	Freq	Loss	Factor	Factor	Level	Level	Line	Limit	Remark
	MHz	dB	dB/m	dB	dBuV	dBuV/m	dBuV/m	dB	
1	5146.708	8.32	34.47	38.18	49.75	54.36	74.00	-19.64	Peak
2	5149.980	8.33	34.47	38.18	47.43	52.05	74.00	-21.95	Peak
3 pp	5190.000	8.39	34.46	38.18	85.91	90.58	68.20	22.38	Peak

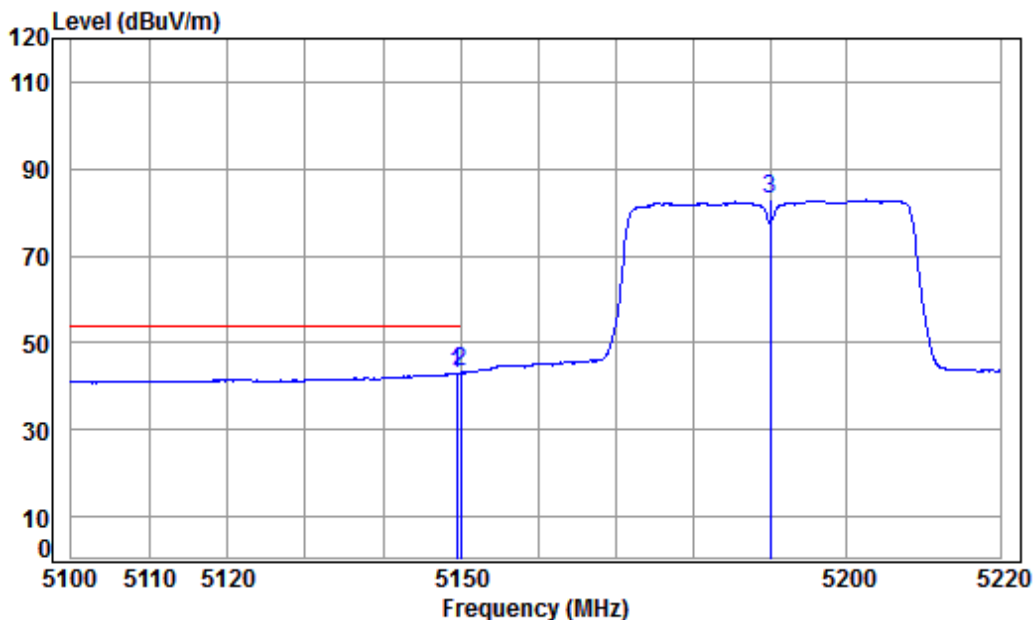


SGS-CSTC Standards Technical Services Co., Ltd.
Shenzhen Branch

Report No.: SZEM180100021802

Page: 725 of 818

Test mode:	802.11n(HT40)	Frequency(MHz):	5190	Average	Vertical
------------	---------------	-----------------	------	---------	----------



Condition: 3m VERTICAL

Job No : 0217RG

Mode : 5190 Band edge

: Ant 1+2 5G WIFI 11N(40) CH38

	Freq	Cable Loss	Ant Factor	Preamp Factor	Read Level	Level	Limit	Over	Remark
	MHz	dB	dB/m	dB	dBuV	dBuV/m	dBuV/m	dB	
1	5149.461	8.32	34.47	38.18	38.40	43.01	54.00	-10.99	Average
2 pp	5149.980	8.33	34.47	38.18	38.51	43.13	54.00	-10.87	Average
3	5190.000	8.39	34.46	38.18	78.18	82.85	-----	-----	Average

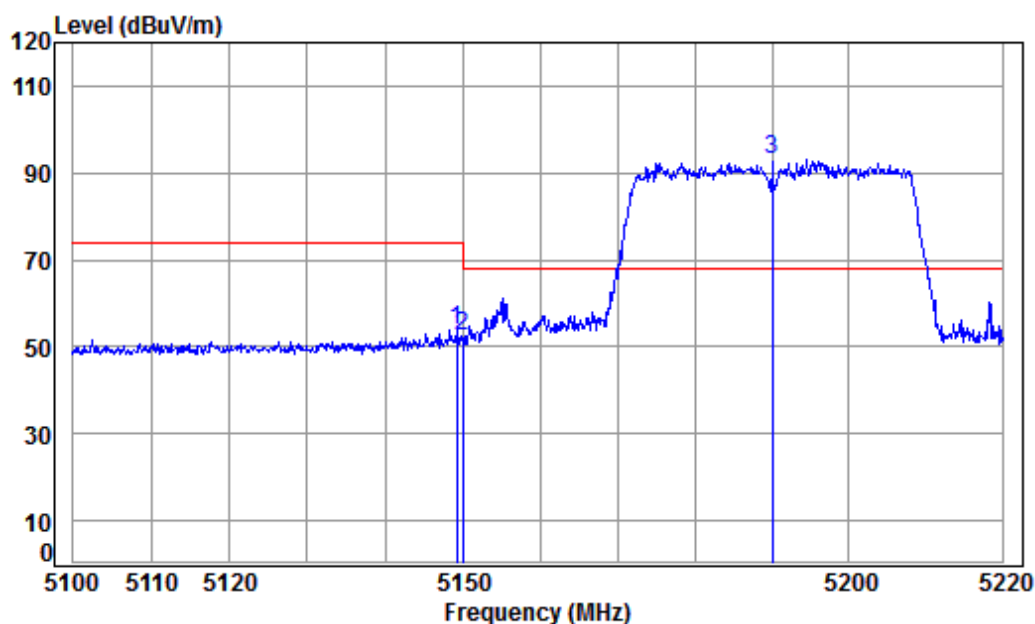


SGS-CSTC Standards Technical Services Co., Ltd.
Shenzhen Branch

Report No.: SZEM180100021802

Page: 726 of 818

Test mode:	802.11n(HT40)	Frequency(MHz):	5190	Peak	Horizontal
------------	---------------	-----------------	------	------	------------



Condition: 3m HORIZONTAL

Job No : 0217RG

Mode : 5190 Band edge

: Ant 1+2 5G WIFI 11N(40) CH38

	Freq	Cable Loss	Ant Factor	Preamplifier Factor	Read Level	Limit Level	Limit Line	Over Limit	Remark
	MHz	dB	dB/m	dB	dBuV	dBuV/m	dBuV/m	dB	
1	5149.222	8.32	34.47	38.18	49.42	54.03	74.00	-19.97	peak
2	5149.980	8.33	34.47	38.18	48.06	52.68	74.00	-21.32	peak
3 pp	5190.000	8.39	34.46	38.18	88.47	93.14	68.20	24.94	peak

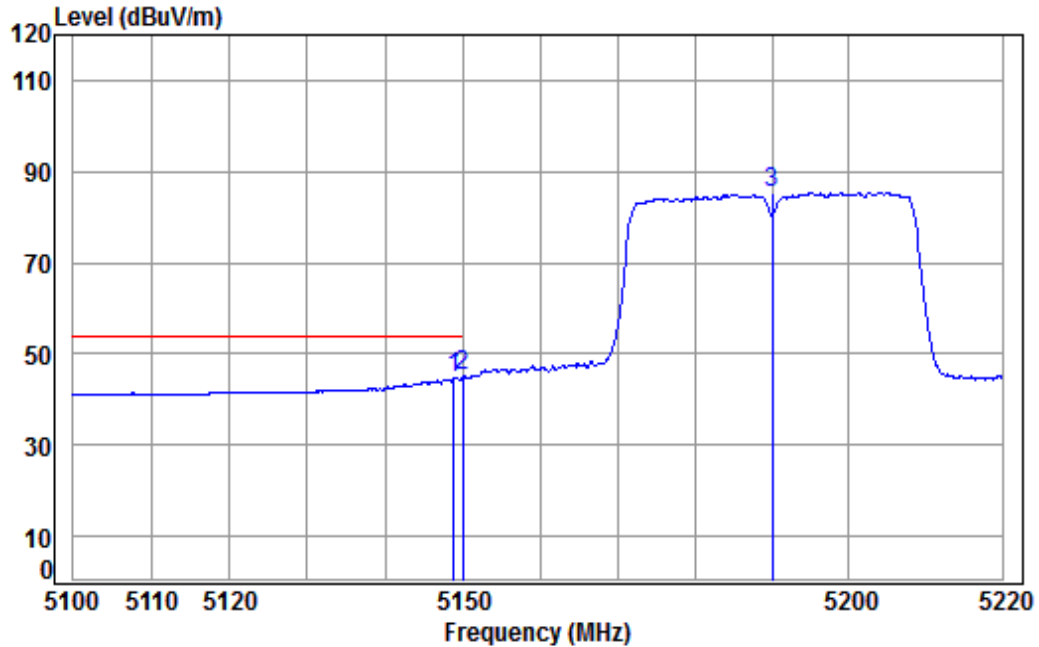


SGS-CSTC Standards Technical Services Co., Ltd.
Shenzhen Branch

Report No.: SZEM180100021802

Page: 727 of 818

Test mode:	802.11n(HT40)	Frequency(MHz):	5190	Average	Horizontal
------------	---------------	-----------------	------	---------	------------



Condition: 3m HORIZONTAL

Job No : 0217RG

Mode : 5190 Band edge

: Ant 1+2 5G WIFI 11N(40) CH38

		Cable	Ant	Preamp	Read		Limit	Over	
	Freq	Loss	Factor	Factor	Level	Level	Line	Limit	Remark
	MHz	dB	dB/m	dB	dBuV	dBuV/m	dBuV/m	dB	
1	5148.863	8.32	34.47	38.18	40.13	44.74	54.00	-9.26	Average
2 pp	5149.980	8.33	34.47	38.18	40.33	44.95	54.00	-9.05	Average
3	5190.000	8.39	34.46	38.18	80.86	85.53	-----	-----	Average

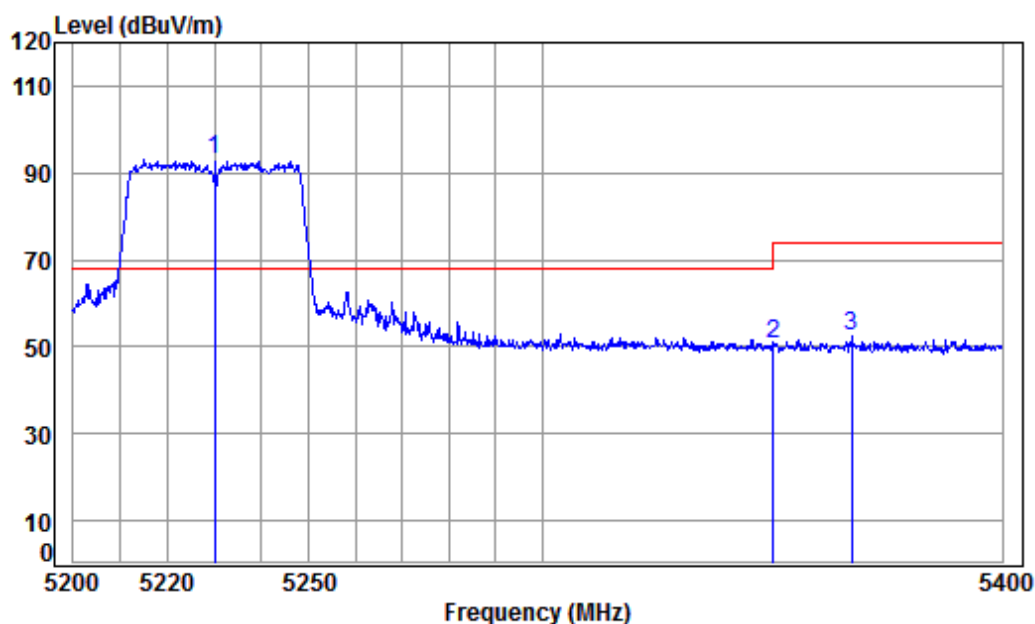


SGS-CSTC Standards Technical Services Co., Ltd. Shenzhen Branch

Report No.: SZEM180100021802

Page: 728 of 818

Test mode:	802.11n(HT40)	Frequency(MHz):	5230	Peak	Vertical
------------	---------------	-----------------	------	------	----------



Condition: 3m VERTICAL

Job No : 0217RG

Mode : 5230 Band edge

: Ant 1+2 5G WIFI 11N(40) CH46

	Freq	Cable Loss	Ant Factor	Preamp Factor	Read Level	Limit Level	Over Limit	Remark
	MHz	dB	dB/m	dB	dBuV	dBuV/m	dBuV/m	dB
1 pp	5230.000	8.45	34.45	38.18	88.28	93.00	68.20	24.80 Peak
2	5350.020	8.63	34.43	38.16	45.96	50.86	74.00	-23.14 Peak
3	5367.085	8.65	34.43	38.16	47.35	52.27	74.00	-21.73 Peak

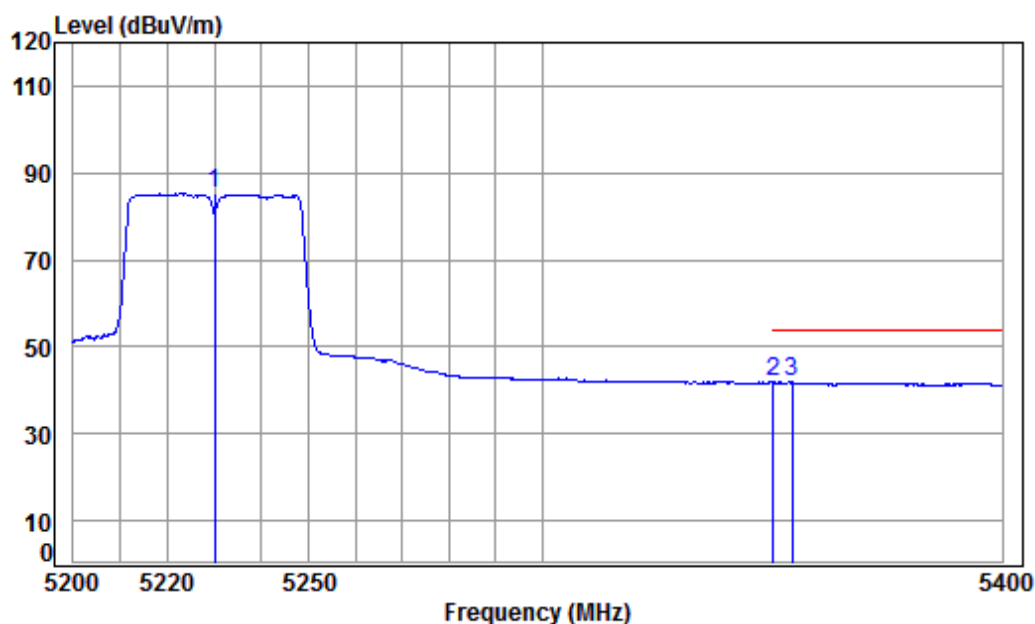


SGS-CSTC Standards Technical Services Co., Ltd.
Shenzhen Branch

Report No.: SZEM180100021802

Page: 729 of 818

Test mode:	802.11n(HT40)	Frequency(MHz):	5230	Average	Vertical
------------	---------------	-----------------	------	---------	----------



Condition: 3m VERTICAL

Job No : 0217RG

Mode : 5230 Band edge

: Ant 1+2 5G WIFI 11N(40) CH46

	Freq	Cable Loss	Ant Factor	Preamplifier Factor	Read Level	Limit Level	Limit Line	Over Limit	Remark
	MHz	dB	dB/m	dB	dBuV	dBuV/m	dBuV/m	dB	
1	5230.000	8.45	34.45	38.18	80.64	85.36	-----	-----	Average
2	pp 5350.020	8.63	34.43	38.16	36.99	41.89	54.00	-12.11	Average
3	5354.138	8.64	34.43	38.16	36.90	41.81	54.00	-12.19	Average

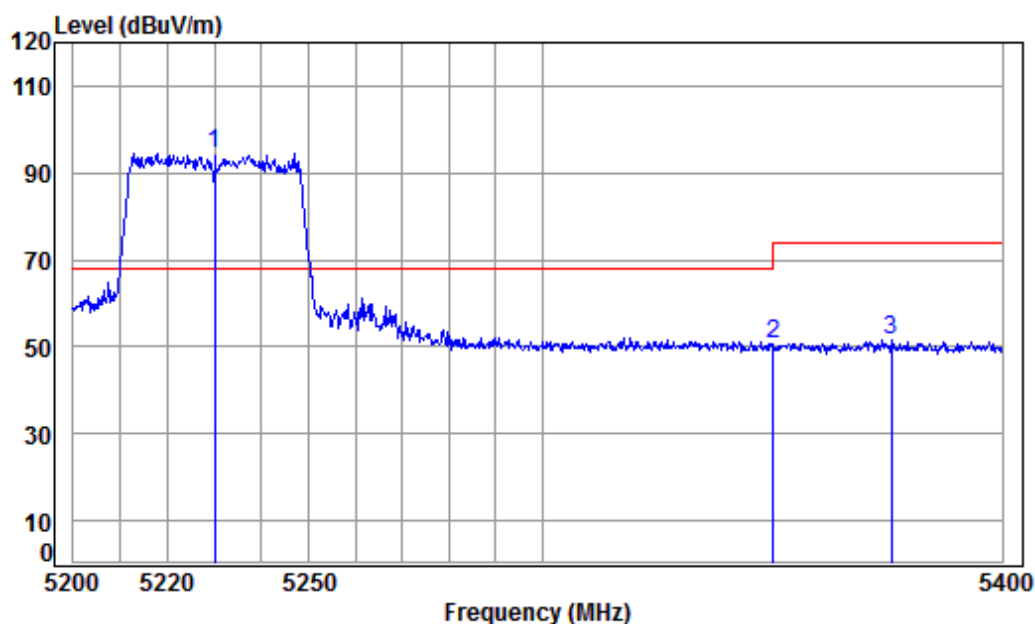


SGS-CSTC Standards Technical Services Co., Ltd.
Shenzhen Branch

Report No.: SZEM180100021802

Page: 730 of 818

Test mode:	802.11n(HT40)	Frequency(MHz):	5230	Peak	Horizontal
------------	---------------	-----------------	------	------	------------



Condition: 3m HORIZONTAL

Job No : 0217RG

Mode : 5230 Band edge

: Ant 1+2 5G WIFI 11N(40) CH46

	Freq	Cable Loss	Ant Factor	Preamplifier Factor	Read Level	Limit Level	Over Limit	Remark
	MHz	dB	dB/m	dB	dBuV	dBuV/m	dBuV/m	dB
1 pp	5230.000	8.45	34.45	38.18	89.63	94.35	68.20	26.15 peak
2	5350.020	8.63	34.43	38.16	45.91	50.81	74.00	-23.19 peak
3	5375.802	8.67	34.42	38.16	46.69	51.62	74.00	-22.38 peak

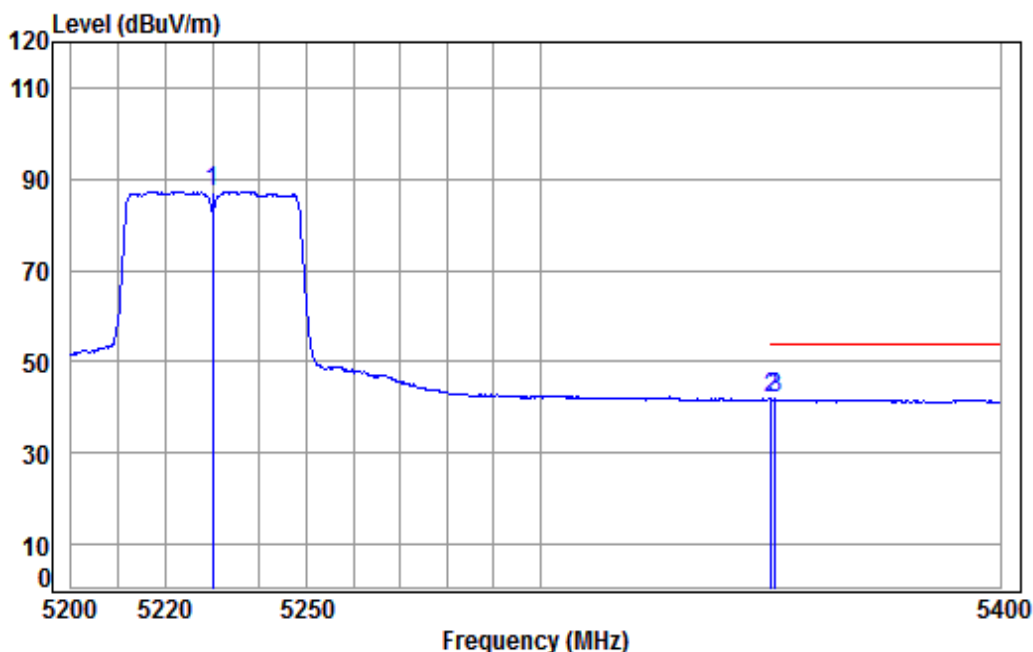


SGS-CSTC Standards Technical Services Co., Ltd.
Shenzhen Branch

Report No.: SZEM180100021802

Page: 731 of 818

Test mode:	802.11n(HT40)	Frequency(MHz):	5230	Average	Horizontal
------------	---------------	-----------------	------	---------	------------



Condition: 3m HORIZONTAL

Job No : 0217RG

Mode : 5230 Band edge

: Ant 1+2 5G WIFI 11N(40) CH46

		Cable	Ant	Preamp	Read	Limit	Over	
	Freq	Loss	Factor	Factor	Level	Level	Line	Limit Remark
	MHz	dB	dB/m	dB	dBuV	dBuV/m	dBuV/m	dB
1	5230.000	8.45	34.45	38.18	82.65	87.37	-----	Average
2	5350.020	8.63	34.43	38.16	36.87	41.77	54.00	-12.23 Average
3 pp	5350.905	8.63	34.43	38.16	36.88	41.78	54.00	-12.22 Average

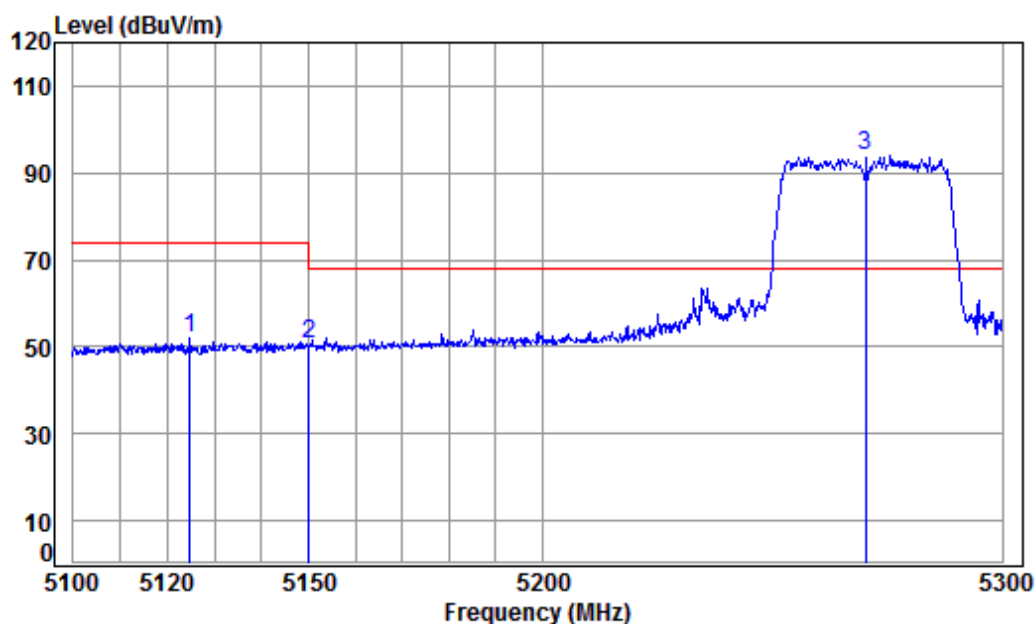


SGS-CSTC Standards Technical Services Co., Ltd.
Shenzhen Branch

Report No.: SZEM180100021802

Page: 732 of 818

Test mode:	802.11n(HT40)	Frequency(MHz):	5270	Peak	Vertical
------------	---------------	-----------------	------	------	----------



Condition: 3m VERTICAL

Job No : 0217RG

Mode : 5270 Band edge

: Ant 1+2 5G WIFI 11N(40) CH54

	Freq	Cable Loss	Ant Factor	Preamplifier Factor	Read Level	Limit Level	Limit Line	Over Limit	Remark
	MHz	dB	dB/m	dB	dBuV	dBuV/m	dBuV/m	dB	
1	5124.778	8.29	34.47	38.19	47.23	51.80	74.00	-22.20	Peak
2	5149.980	8.33	34.47	38.18	45.87	50.49	74.00	-23.51	Peak
3 pp	5270.000	8.51	34.44	38.17	89.05	93.83	68.20	25.63	Peak

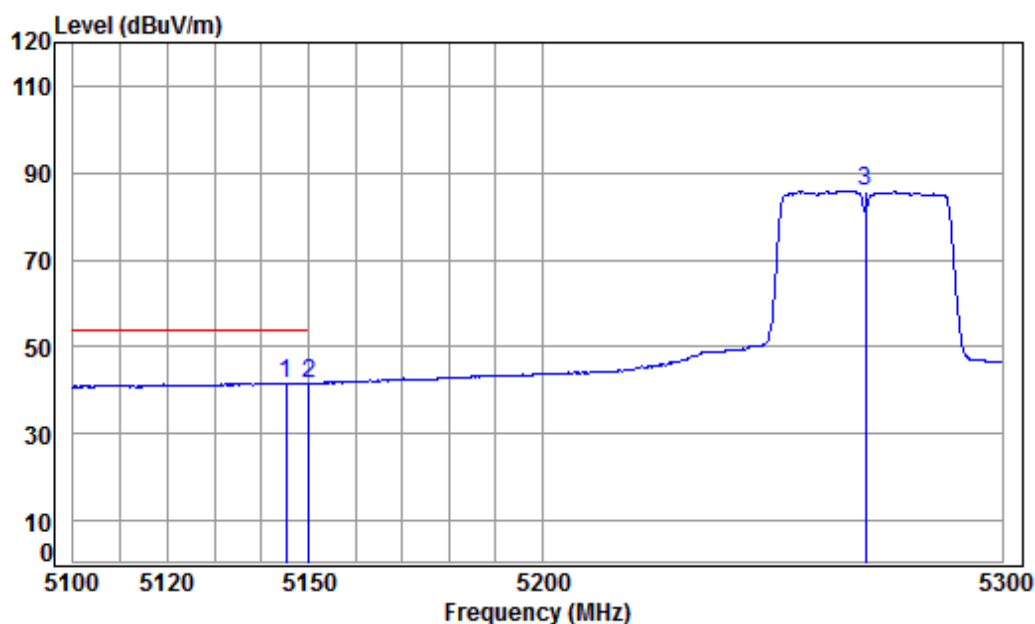


SGS-CSTC Standards Technical Services Co., Ltd. Shenzhen Branch

Report No.: SZEM180100021802

Page: 733 of 818

Test mode:	802.11n(HT40)	Frequency(MHz):	5270	Average	Vertical
------------	---------------	-----------------	------	---------	----------



Condition: 3m VERTICAL

Job No : 0217RG

Mode : 5270 Band edge

: Ant 1+2 5G WIFI 11N(40) CH54

	Freq	Cable Loss	Ant Factor	Preamp Factor	Read Level	Limit Level	Over Limit	Remark
	MHz	dB	dB/m	dB	dBuV	dBuV/m	dBuV/m	dB
1 pp	5145.123	8.32	34.47	38.18	37.10	41.71	54.00	-12.29 Average
2	5149.980	8.33	34.47	38.18	36.99	41.61	54.00	-12.39 Average
3	5270.000	8.51	34.44	38.17	81.19	85.97	-----	----- Average

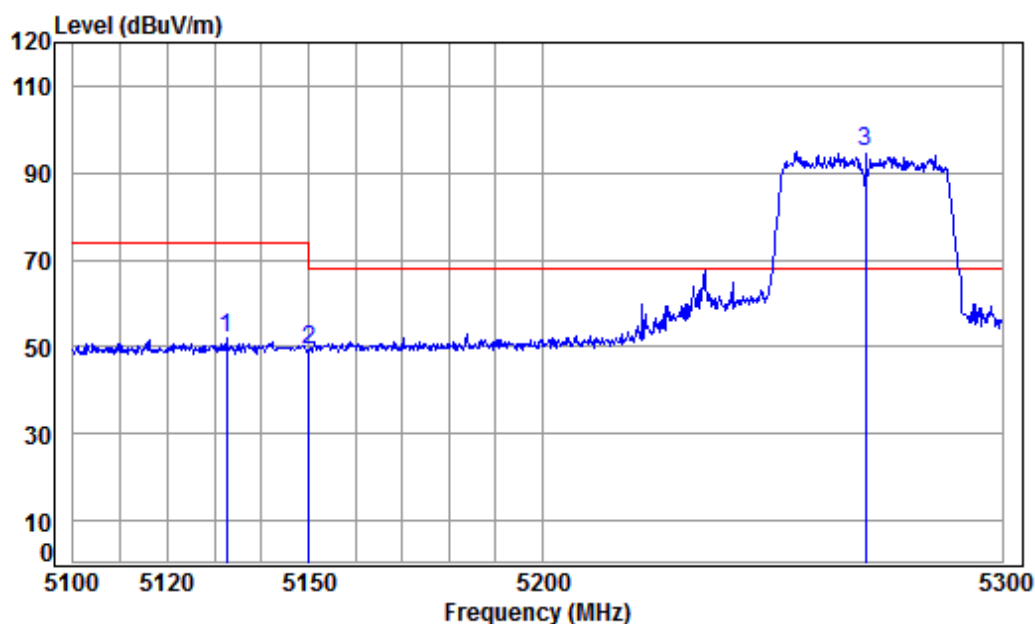


SGS-CSTC Standards Technical Services Co., Ltd.
Shenzhen Branch

Report No.: SZEM180100021802

Page: 734 of 818

Test mode:	802.11n(HT40)	Frequency(MHz):	5270	Peak	Horizontal
------------	---------------	-----------------	------	------	------------



Condition: 3m HORIZONTAL

Job No : 0217RG

Mode : 5270 Band edge

: Ant 1+2 5G WIFI 11N(40) CH54

	Freq	Cable Loss	Ant Factor	Preamplifier Factor	Read Level	Limit Level	Limit Line	Over Limit	Remark
	MHz	dB	dB/m	dB	dBuV	dBuV/m	dBuV/m	dB	
1	5132.472	8.30	34.47	38.19	47.31	51.89	74.00	-22.11	peak
2	5149.980	8.33	34.47	38.18	44.83	49.45	74.00	-24.55	peak
3 pp	5270.000	8.51	34.44	38.17	90.17	94.95	68.20	26.75	peak

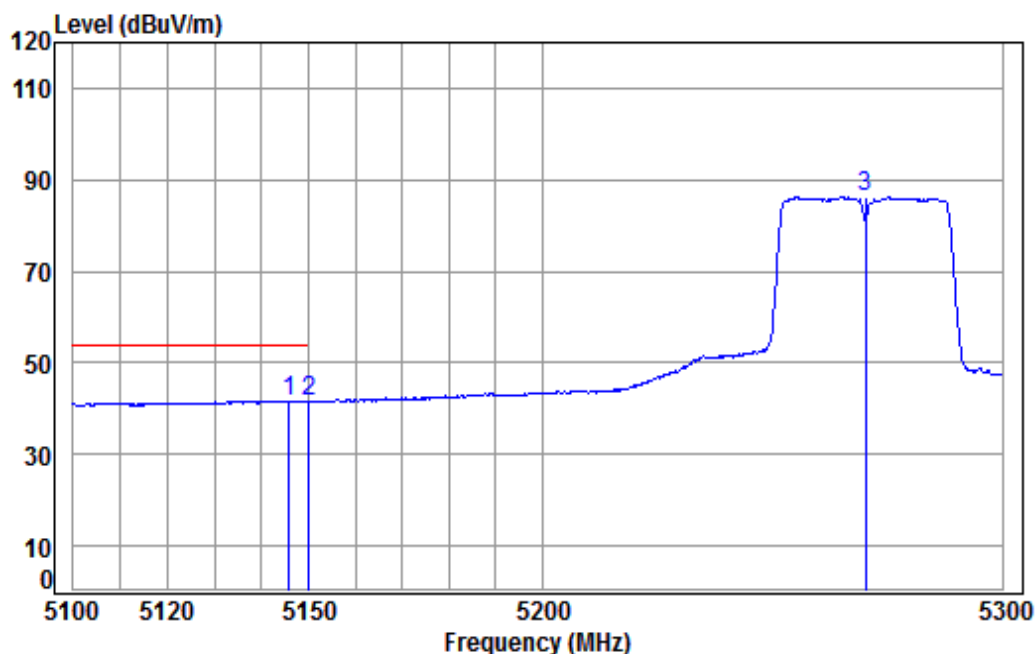


SGS-CSTC Standards Technical Services Co., Ltd.
Shenzhen Branch

Report No.: SZEM180100021802

Page: 735 of 818

Test mode:	802.11n(HT40)	Frequency(MHz):	5270	Average	Horizontal
------------	---------------	-----------------	------	---------	------------



Condition: 3m HORIZONTAL

Job No : 0217RG

Mode : 5270 Band edge

: Ant 1+2 5G WIFI 11N(40) CH54

		Cable	Ant	Preamp	Read		Limit	Over	
	Freq	Loss	Factor	Factor	Level	Level	Line	Limit	Remark
	MHz	dB	dB/m	dB	dBuV	dBuV/m	dBuV/m	dB	
1 pp	5145.717	8.32	34.47	38.18	37.00	41.61	54.00	-12.39	Average
2	5149.980	8.33	34.47	38.18	36.85	41.47	54.00	-12.53	Average
3	5270.000	8.51	34.44	38.17	81.44	86.22	-----	-----	Average

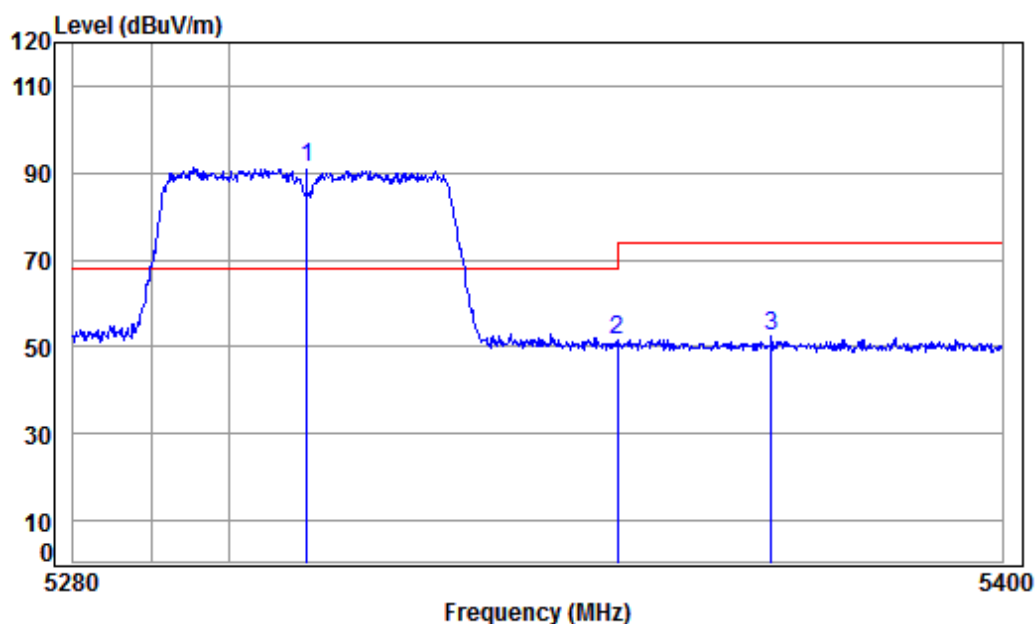


SGS-CSTC Standards Technical Services Co., Ltd.
Shenzhen Branch

Report No.: SZEM180100021802

Page: 736 of 818

Test mode:	802.11n(HT40)	Frequency(MHz):	5310	Peak	Vertical
------------	---------------	-----------------	------	------	----------



Condition: 3m VERTICAL

Job No : 0217RG

Mode : 5310 Band edge

: Ant 1+2 5G WIFI 11N(40) CH62

		Cable	Ant	Preamp	Read	Limit	Over	
	Freq	Loss	Factor	Factor	Level	Line	Limit	Remark
	MHz	dB	dB/m	dB	dBuV	dBuV/m	dBuV/m	dB
1 pp	5310.000	8.57	34.44	38.17	86.39	91.23	68.20	23.03 Peak
2	5350.020	8.63	34.43	38.16	46.83	51.73	74.00	-22.27 Peak
3	5369.867	8.66	34.43	38.16	47.33	52.26	74.00	-21.74 Peak

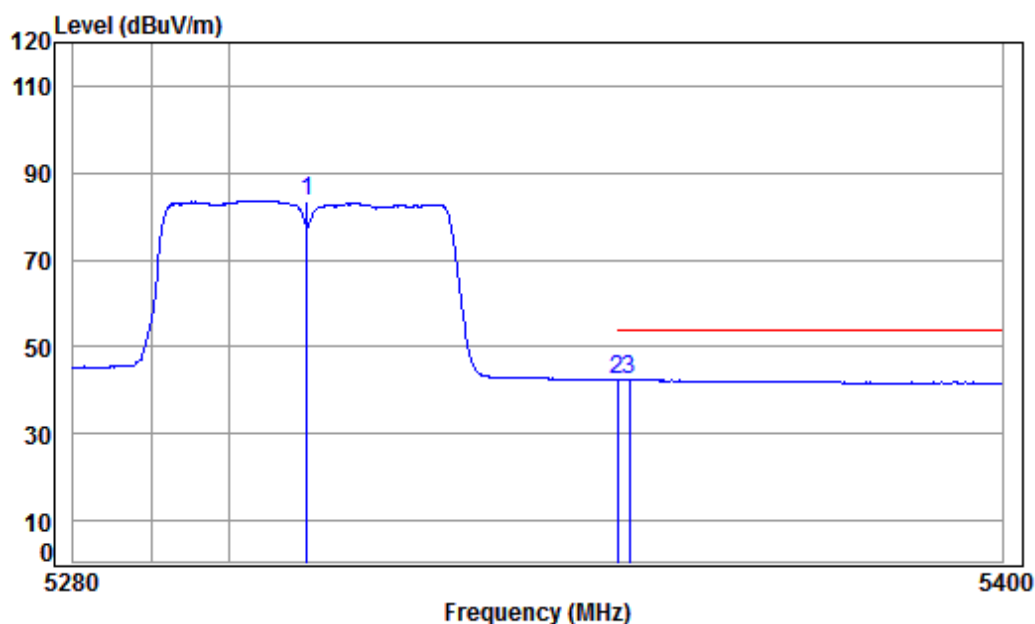


SGS-CSTC Standards Technical Services Co., Ltd.
Shenzhen Branch

Report No.: SZEM180100021802

Page: 737 of 818

Test mode:	802.11n(HT40)	Frequency(MHz):	5310	Average	Vertical
------------	---------------	-----------------	------	---------	----------



Condition: 3m VERTICAL

Job No : 0217RG

Mode : 5310 Band edge

: Ant 1+2 5G WIFI 11N(40) CH62

	Freq	Cable Loss	Ant Factor	Preamplifier Factor	Read Level	Limit Level	Limit Line	Over Limit	Remark
	MHz	dB	dB/m	dB	dBuV	dBuV/m	dBuV/m	dB	
1	5310.000	8.57	34.44	38.17	78.80	83.64	-----	-----	Average
2	5350.020	8.63	34.43	38.16	37.50	42.40	54.00	-11.60	Average
3 pp	5351.556	8.63	34.43	38.16	37.60	42.50	54.00	-11.50	Average

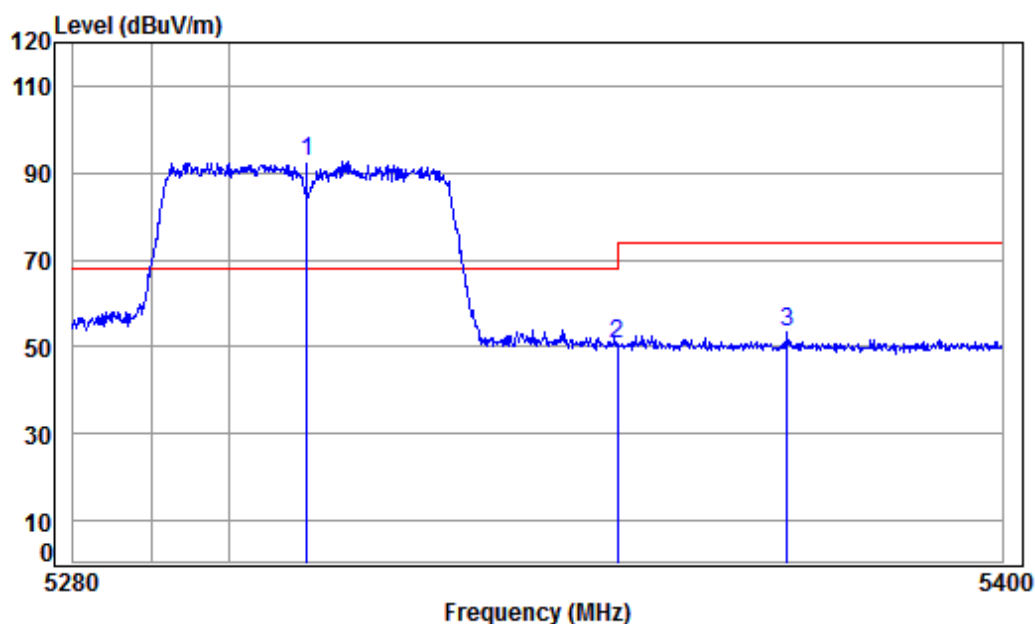


SGS-CSTC Standards Technical Services Co., Ltd.
Shenzhen Branch

Report No.: SZEM180100021802

Page: 738 of 818

Test mode:	802.11n(HT40)	Frequency(MHz):	5310	Peak	Horizontal
------------	---------------	-----------------	------	------	------------



Condition: 3m HORIZONTAL

Job No : 0217RG

Mode : 5310 Band edge

: Ant 1+2 5G WIFI 11N(40) CH62

		Cable	Ant	Preamp	Read		Limit	Over	
	Freq	Loss	Factor	Factor	Level	Level	Line	Limit	Remark
	MHz	dB	dB/m	dB	dBuV	dBuV/m	dBuV/m	dB	
1 pp	5310.000	8.57	34.44	38.17	87.78	92.62	68.20	24.42	peak
2	5350.020	8.63	34.43	38.16	45.86	50.76	74.00	-23.24	peak
3	5372.040	8.66	34.42	38.16	48.25	53.17	74.00	-20.83	peak

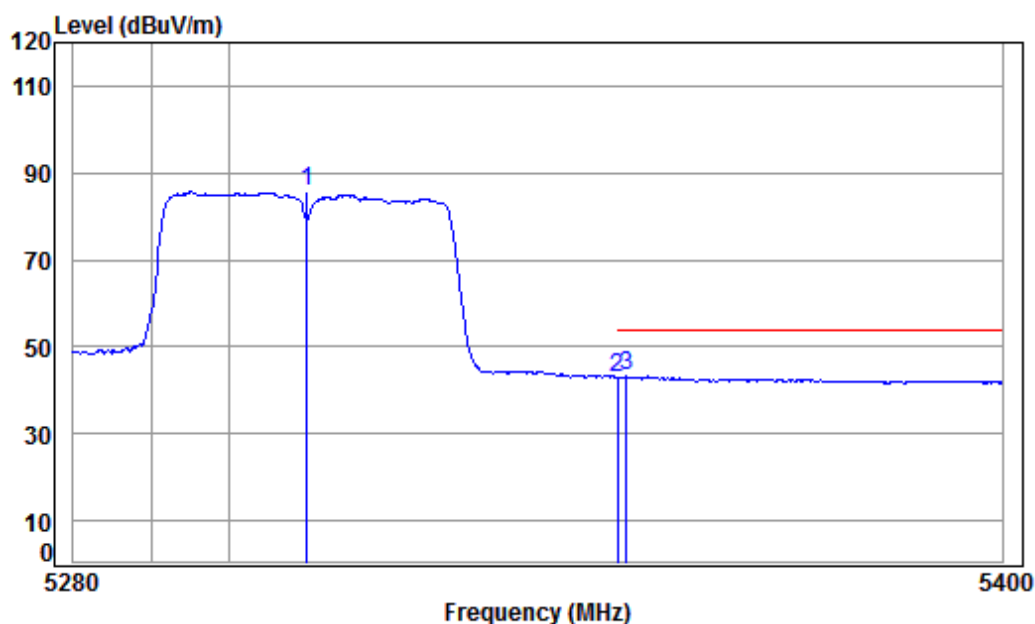


SGS-CSTC Standards Technical Services Co., Ltd. Shenzhen Branch

Report No.: SZEM180100021802

Page: 739 of 818

Test mode:	802.11n(HT40)	Frequency(MHz):	5310	Average	Horizontal
------------	---------------	-----------------	------	---------	------------



Condition: 3m HORIZONTAL

Job No : 0217RG

Mode : 5310 Band edge

: Ant 1+2 5G WIFI 11N(40) CH62

	Freq	Cable Loss	Ant Factor	Preamp Factor	Read Level	Limit Level	Limit Line	Over Limit	Remark
	MHz	dB	dB/m	dB	dBuV	dBuV/m	dBuV/m	dB	
1	5310.000	8.57	34.44	38.17	80.84	85.68	-----	-----	Average
2	5350.020	8.63	34.43	38.16	38.08	42.98	54.00	-11.02	Average
3 pp	5351.195	8.63	34.43	38.16	38.31	43.21	54.00	-10.79	Average

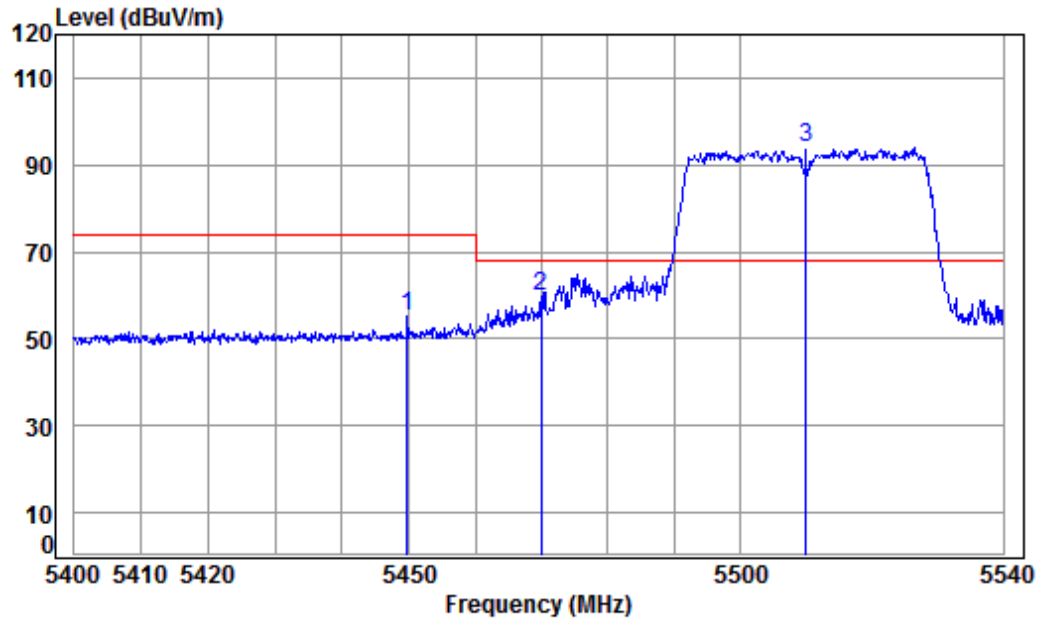


SGS-CSTC Standards Technical Services Co., Ltd.
Shenzhen Branch

Report No.: SZEM180100021802

Page: 740 of 818

Test mode:	802.11n(HT40)	Frequency(MHz):	5510	Peak	Vertical
------------	---------------	-----------------	------	------	----------



Condition: 3m VERTICAL

Job No : 0217RG

Mode : 5510 Band edge

: Ant 1+2 5G WIFI 11N(40) CH102

	Freq	Cable Loss	Ant Factor	Preamp Factor	Read Level	Limit Level	Limit Line	Over Limit	Remark
	MHz	dB	dB/m	dB	dBuV	dBuV/m	dBuV/m	dB	
1	5449.848	8.78	34.41	38.15	49.96	55.00	74.00	-19.00	Peak
2	5469.972	8.81	34.41	38.15	54.54	59.61	68.20	-8.59	peak
3 pp	5510.000	8.89	34.41	38.15	88.92	94.07	68.20	25.87	Peak

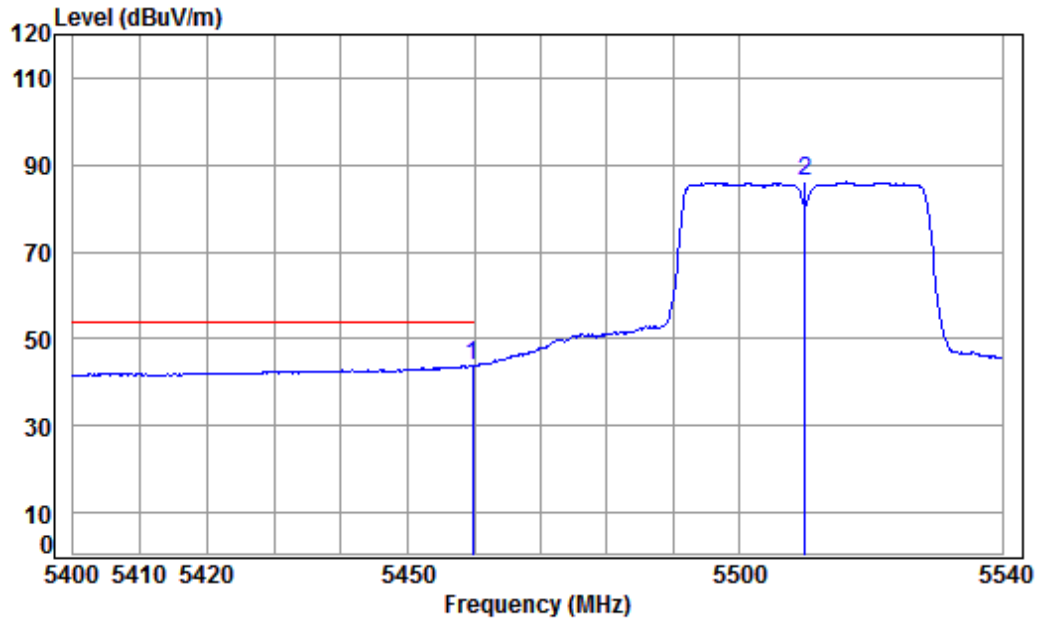


SGS-CSTC Standards Technical Services Co., Ltd.
Shenzhen Branch

Report No.: SZEM180100021802

Page: 741 of 818

Test mode:	802.11n(HT40)	Frequency(MHz):	5510	Average	Vertical
------------	---------------	-----------------	------	---------	----------



Condition: 3m VERTICAL

Job No : 0217RG

Mode : 5510 Band edge

: Ant 1+2 5G WIFI 11N(40) CH102

		Cable	Ant	Preamp	Read	Limit	Over	
	Freq	Loss	Factor	Factor	Level	Level	Line	Limit Remark
	MHz	dB	dB/m	dB	dBuV	dBuV/m	dBuV/m	dB
1 pp	5459.761	8.79	34.41	38.15	38.83	43.88	54.00	-10.12 Average
2	5510.000	8.89	34.41	38.15	80.91	86.06	-----	----- Average

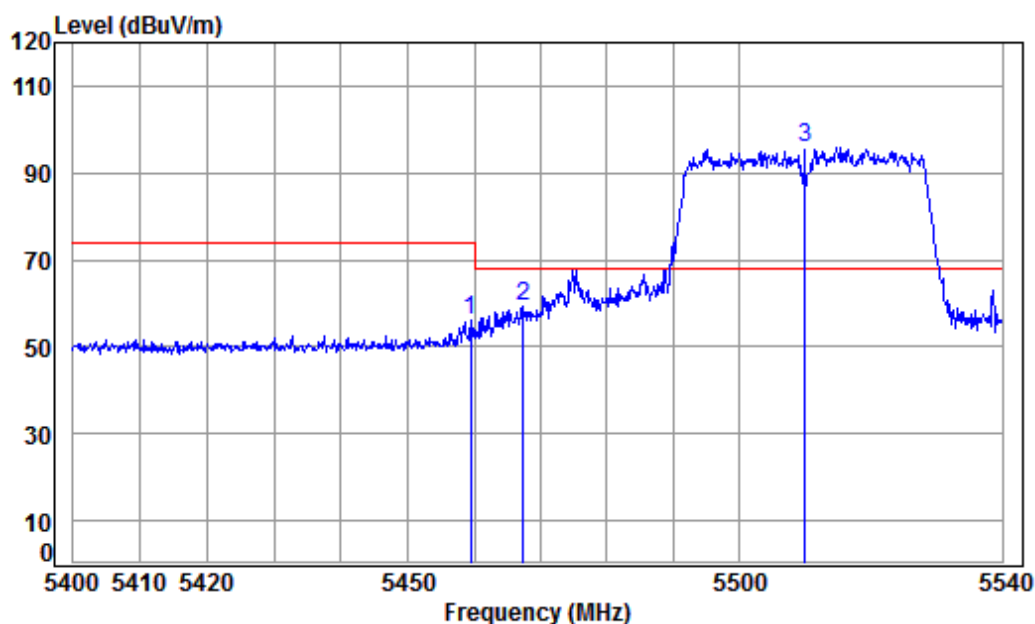


SGS-CSTC Standards Technical Services Co., Ltd.
Shenzhen Branch

Report No.: SZEM180100021802

Page: 742 of 818

Test mode:	802.11n(HT40)	Frequency(MHz):	5510	Peak	Horizontal
------------	---------------	-----------------	------	------	------------



Condition: 3m HORIZONTAL

Job No : 0217RG

Mode : 5510 Band edge

: Ant 1+2 5G WIFI 11N(40) CH102

	Freq	Cable Loss	Ant Factor	Preamp Factor	Read Level	Limit Level	Limit Line	Over Limit	Remark
	MHz	dB	dB/m	dB	dBuV	dBuV/m	dBuV/m	dB	
1	5459.481	8.79	34.41	38.15	51.18	56.23	74.00	-17.77	peak
2	5467.453	8.80	34.41	38.15	54.07	59.13	68.20	-9.07	peak
3 pp	5510.000	8.89	34.41	38.15	90.75	95.90	68.20	27.70	peak

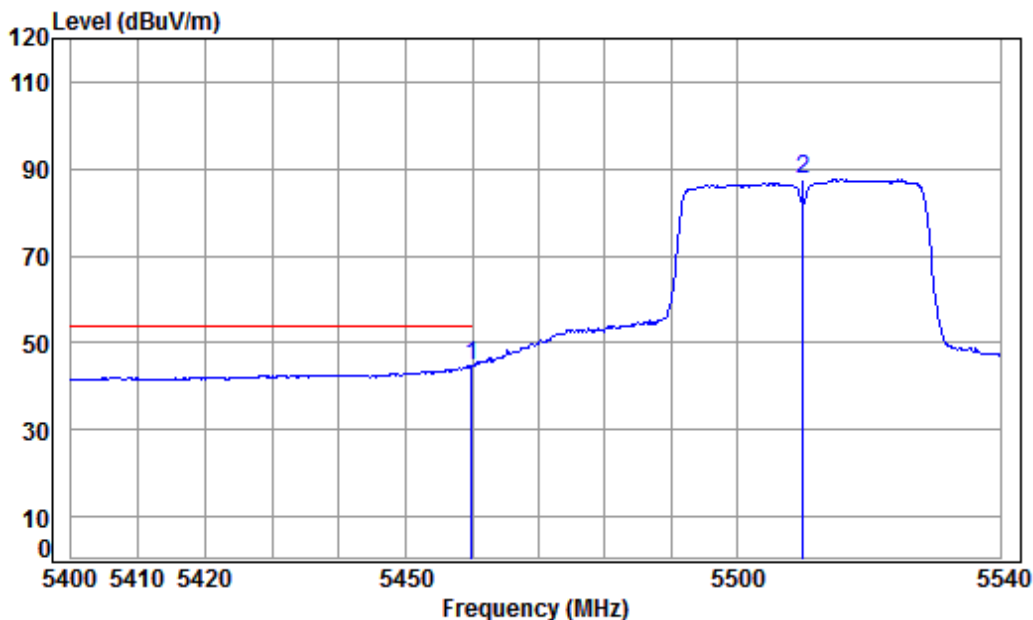


SGS-CSTC Standards Technical Services Co., Ltd. Shenzhen Branch

Report No.: SZEM180100021802

Page: 743 of 818

Test mode:	802.11n(HT40)	Frequency(MHz):	5510	Average	Horizontal
------------	---------------	-----------------	------	---------	------------



Condition: 3m HORIZONTAL

Job No : 0217RG

Mode : 5510 Band edge

: Ant 1+2 5G WIFI 11N(40) CH102

		Cable	Ant	Preamp	Read	Limit	Over	
Freq	Loss	Factor	Factor	Level	Level	Line	Limit	Remark
MHz	dB	dB/m	dB	dBuV	dBuV/m	dBuV/m	dB	
1 pp 5459.901	8.79	34.41	38.15	39.55	44.60	54.00	-9.40	Average
2 5510.000	8.89	34.41	38.15	82.47	87.62	-----	-----	Average

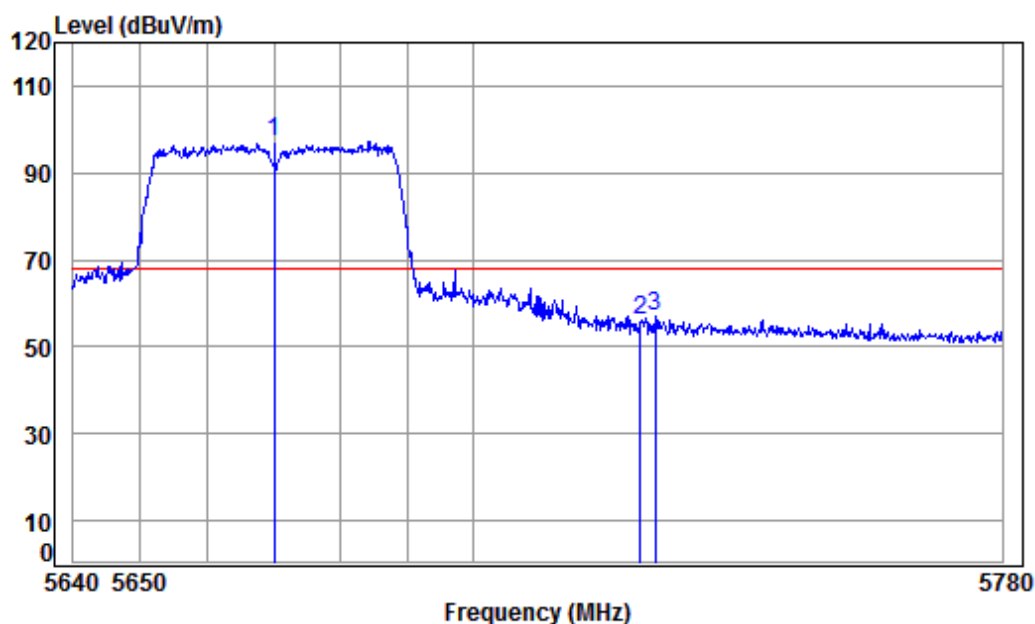


SGS-CSTC Standards Technical Services Co., Ltd. Shenzhen Branch

Report No.: SZEM180100021802

Page: 744 of 818

Test mode:	802.11n(HT40)	Frequency(MHz):	5670	Peak	Vertical
------------	---------------	-----------------	------	------	----------



Condition: 3m VERTICAL

Job No : 0217RG

Mode : 5670 Band edge

: Ant 1+2 5G WIFI 11N(40) CH134

		Cable	Ant	Preamp	Read		Limit	Over	
	Freq	Loss	Factor	Factor	Level	Level	Line	Limit	Remark
	MHz	dB	dB/m	dB	dBuV	dBuV/m	dBuV/m	dB	
1	pp 5670.000	9.45	34.50	38.13	91.33	97.15	68.20	28.95	Peak
2	5725.000	9.64	34.54	38.13	50.25	56.30	68.20	-11.90	Peak
3	5727.238	9.65	34.54	38.13	50.89	56.95	68.20	-11.25	Peak

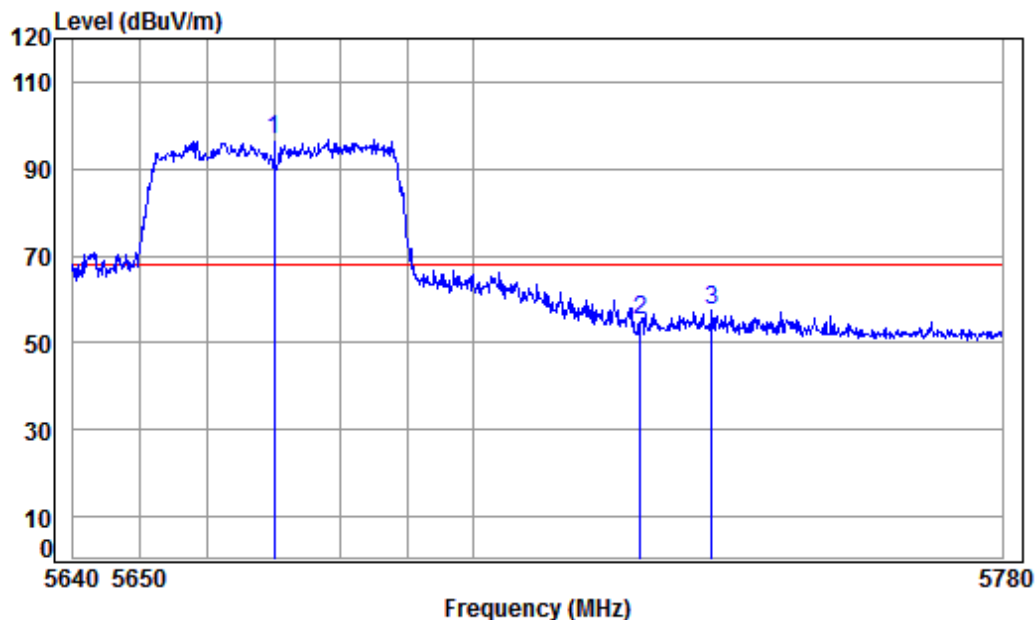


SGS-CSTC Standards Technical Services Co., Ltd.
Shenzhen Branch

Report No.: SZEM180100021802

Page: 745 of 818

Test mode:	802.11n(HT40)	Frequency(MHz):	5670	Peak	Horizontal
------------	---------------	-----------------	------	------	------------



Condition: 3m HORIZONTAL

Job No : 0217RG

Mode : 5670 Band edge

: Ant 1+2 5G WIFI 11N(40) CH134

		Cable	Ant	Preamp	Read		Limit	Over	
	Freq	Loss	Factor	Factor	Level	Level	Line	Limit	Remark
	MHz	dB	dB/m	dB	dBuV	dBuV/m	dBuV/m	dB	
1 pp	5670.000	9.45	34.50	38.13	91.01	96.83	68.20	28.63	peak
2	5725.000	9.64	34.54	38.13	49.04	55.09	68.20	-13.11	peak
3	5735.811	9.68	34.54	38.12	51.21	57.31	68.20	-10.89	peak

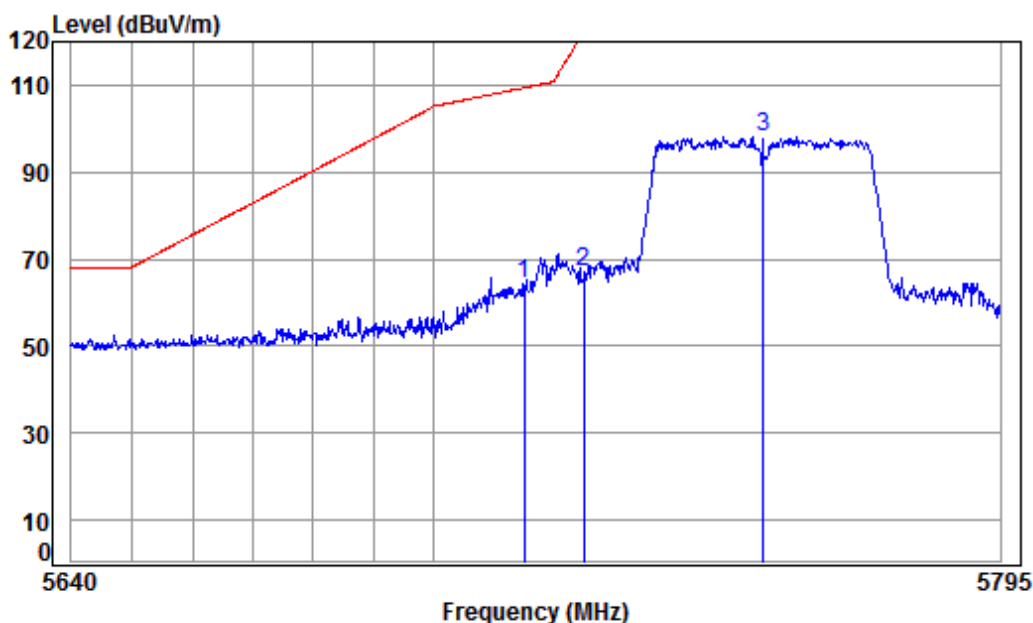


SGS-CSTC Standards Technical Services Co., Ltd.
Shenzhen Branch

Report No.: SZEM180100021802

Page: 746 of 818

Test mode:	802.11n(HT40)	Frequency(MHz):	5755	Peak	Vertical
------------	---------------	-----------------	------	------	----------



Condition: 3m VERTICAL

Job No : 0217RG

Mode : 5755 Band edge

: Ant 1+2 5G WIFI 11N(40) CH151

		Cable	Ant	Preamp	Read	Limit	Over	
	Freq	Loss	Factor	Factor	Level	Level	Line	Limit Remark
	MHz	dB	dB/m	dB	dBuV	dBuV/m	dBuV/m	dB
1	5715.000	9.61	34.53	38.13	58.36	64.37	109.40	-45.03 peak
2	5725.000	9.64	34.54	38.13	60.83	66.88	122.20	-55.32 peak
3 pp	5755.000	9.75	34.56	38.12	91.75	97.94	125.20	-27.26 peak

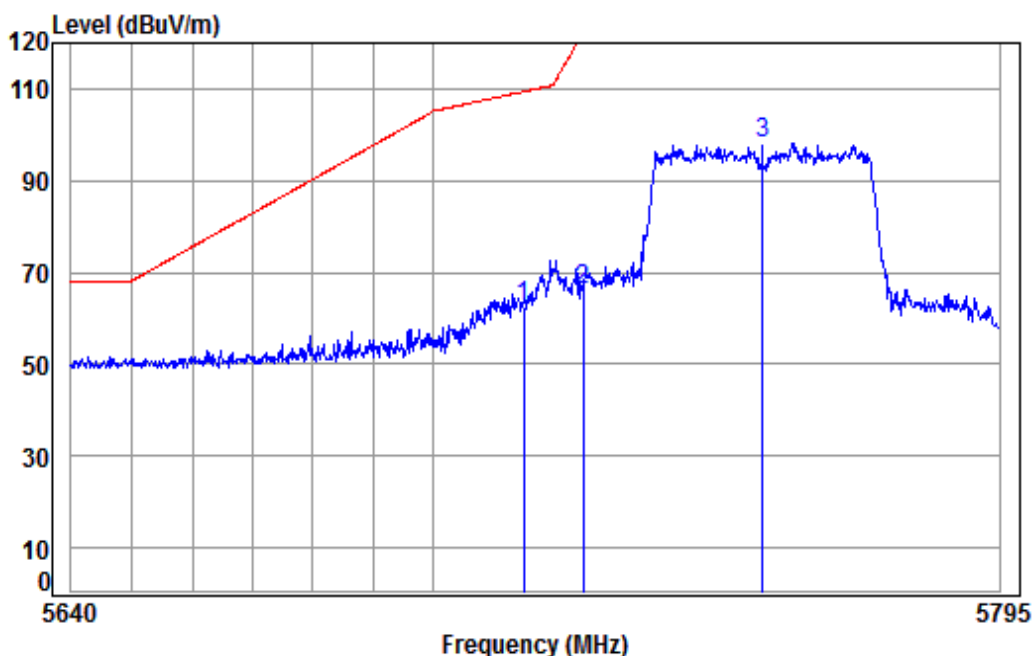


SGS-CSTC Standards Technical Services Co., Ltd. Shenzhen Branch

Report No.: SZEM180100021802

Page: 747 of 818

Test mode:	802.11n(HT40)	Frequency(MHz):	5755	Peak	Horizontal
------------	---------------	-----------------	------	------	------------



Condition: 3m HORIZONTAL

Job No : 0217RG

Mode : 5755 Band edge

: Ant 1+2 5G WIFI 11N(40) CH151

		Cable	Ant	Preamp	Read		Limit	Over	
	Freq	Loss	Factor	Factor	Level	Level	Line	Limit	Remark
	MHz	dB	dB/m	dB	dBuV	dBuV/m	dBuV/m	dB	
1	5715.000	9.61	34.53	38.13	56.40	62.41	109.40	-46.99	peak
2	5725.000	9.64	34.54	38.13	60.27	66.32	122.20	-55.88	peak
3 pp	5755.000	9.75	34.56	38.12	92.13	98.32	125.20	-26.88	peak

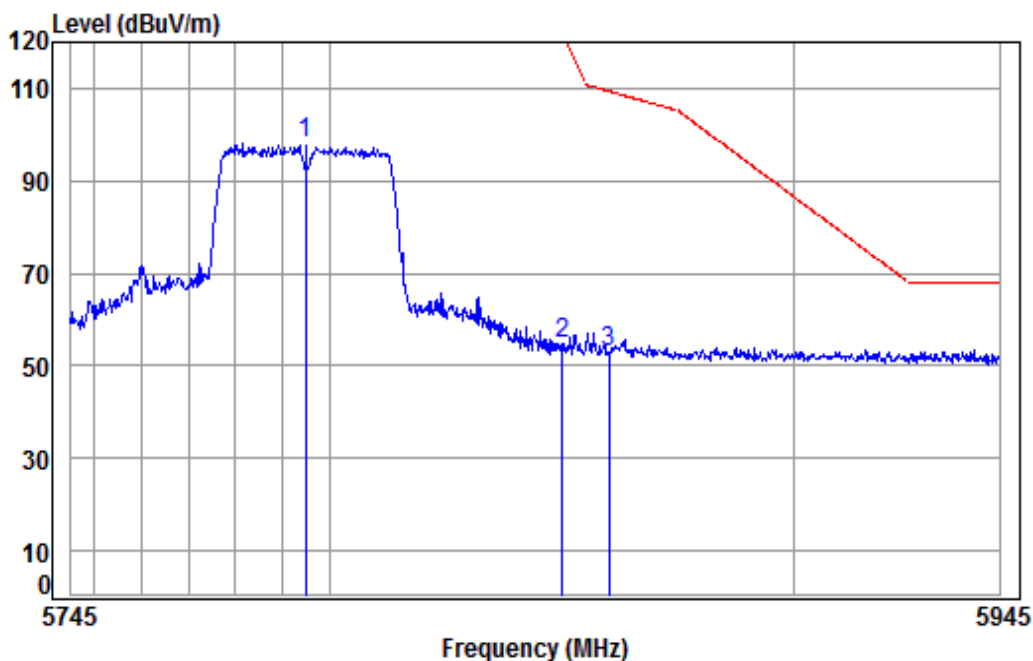


SGS-CSTC Standards Technical Services Co., Ltd. Shenzhen Branch

Report No.: SZEM180100021802

Page: 748 of 818

Test mode:	802.11n(HT40)	Frequency(MHz):	5795	Peak	Vertical
------------	---------------	-----------------	------	------	----------



Condition: 3m VERTICAL

Job No : 0217RG

Mode : 5795 Band edge

: Ant 1+2 5G WIFI 11N(40) CH159

		Cable	Ant	Preamp	Read		Limit	Over	
	Freq	Loss	Factor	Factor	Level	Level	Line	Limit	Remark
	MHz	dB	dB/m	dB	dBuV	dBuV/m	dBuV/m	dB	
1	pp 5795.000	9.88	34.58	38.12	91.93	98.27	125.20	-26.93	peak
2	5850.000	10.07	34.61	38.11	48.26	54.83	122.20	-67.37	peak
3	5860.000	10.10	34.62	38.11	46.18	52.79	109.40	-56.61	peak

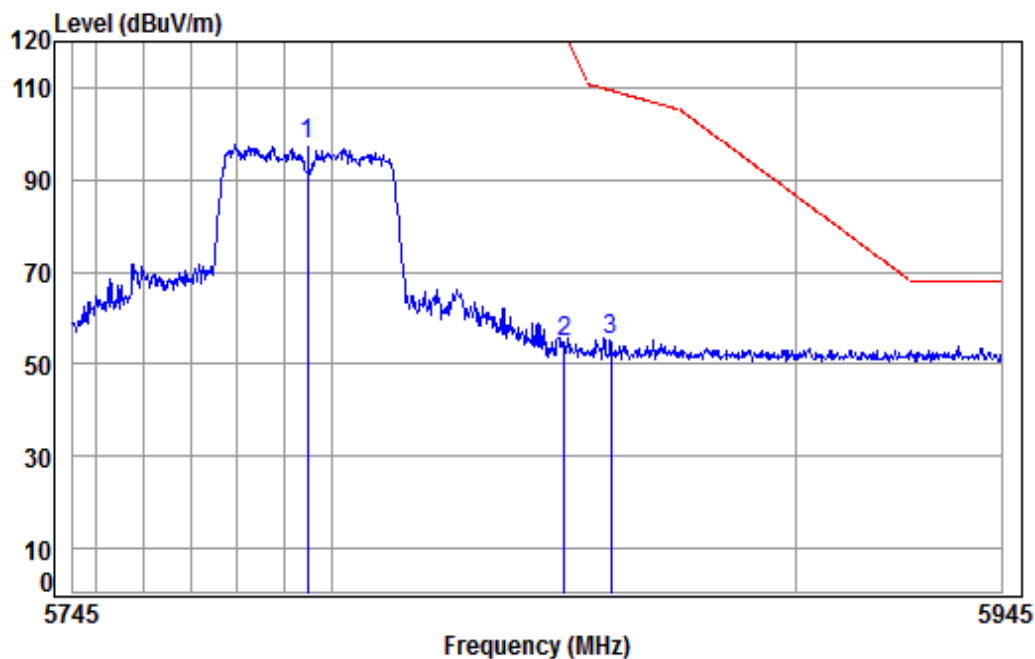


SGS-CSTC Standards Technical Services Co., Ltd. Shenzhen Branch

Report No.: SZEM180100021802

Page: 749 of 818

Test mode:	802.11n(HT40)	Frequency(MHz):	5795	Peak	Horizontal
------------	---------------	-----------------	------	------	------------



Condition: 3m HORIZONTAL

Job No : 0217RG

Mode : 5795 Band edge

: Ant 1+2 5G WIFI 11N(40) CH159

		Cable	Ant	Preamp	Read		Limit	Over	
	Freq	Loss	Factor	Factor	Level	Level	Line	Limit	Remark
	MHz	dB	dB/m	dB	dBuV	dBuV/m	dBuV/m	dB	
1 pp	5795.000	9.88	34.58	38.12	91.47	97.81	125.20	-27.39	peak
2	5850.000	10.07	34.61	38.11	48.27	54.84	122.20	-67.36	peak
3	5860.000	10.10	34.62	38.11	48.47	55.08	109.40	-54.32	peak

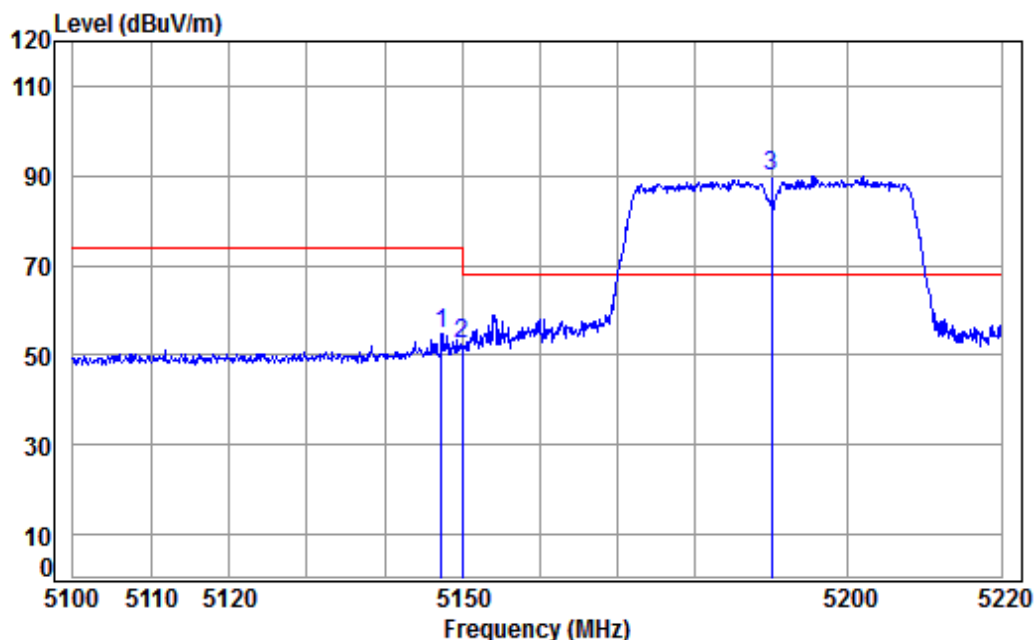


SGS-CSTC Standards Technical Services Co., Ltd.
Shenzhen Branch

Report No.: SZEM180100021802

Page: 750 of 818

Test mode:	802.11ac(HT40)	Frequency(MHz):	5190	Peak	Vertical
------------	----------------	-----------------	------	------	----------



Condition: 3m VERTICAL

Job No : 0217RG

Mode : 5190 Band edge

: Ant 1+2 5G WIFI 11AC(40) CH38

		Cable	Ant	Preamp	Read		Limit	Over	
	Freq	Loss	Factor	Factor	Level	Level	Line	Limit	Remark
	MHz	dB	dB/m	dB	dBuV	dBuV/m	dBuV/m	dB	
1	5147.306	8.32	34.47	38.18	50.17	54.78	74.00	-19.22	Peak
2	5149.980	8.33	34.47	38.18	47.70	52.32	74.00	-21.68	Peak
3 pp	5190.000	8.39	34.46	38.18	85.08	89.75	68.20	21.55	Peak

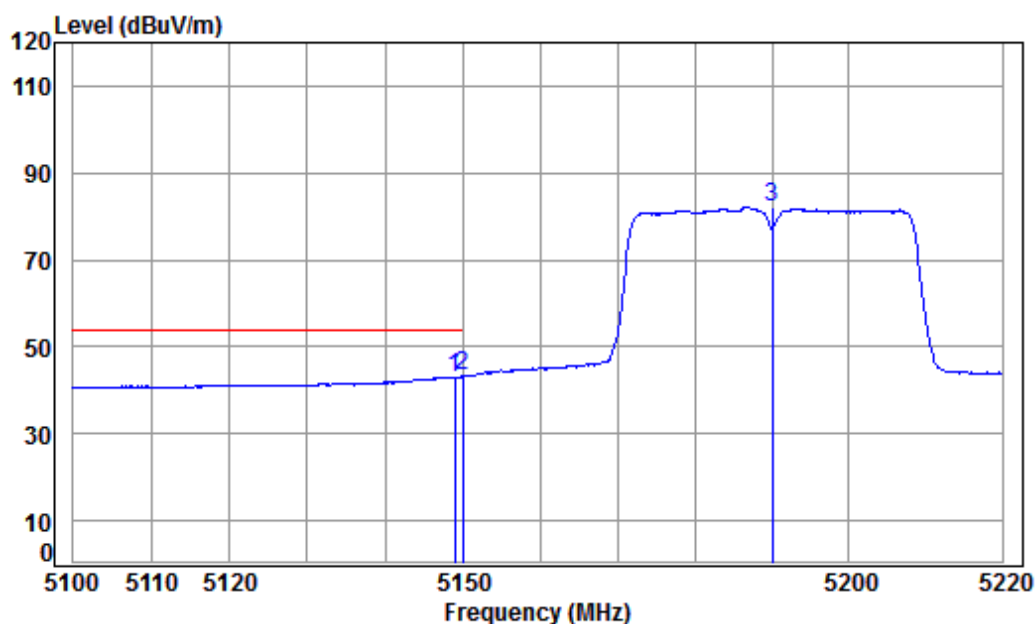


SGS-CSTC Standards Technical Services Co., Ltd.
Shenzhen Branch

Report No.: SZEM180100021802

Page: 751 of 818

Test mode:	802.11ac(HT40)	Frequency(MHz):	5190	Average	Vertical
------------	----------------	-----------------	------	---------	----------



Condition: 3m VERTICAL

Job No : 0217RG

Mode : 5190 Band edge

: Ant 1+2 5G WIFI 11AC(40) CH38

		Cable	Ant	Preamp	Read	Limit	Over	
	Freq	Loss	Factor	Factor	Level	Level	Line	Limit Remark
	MHz	dB	dB/m	dB	dBuV	dBuV/m	dBuV/m	dB
1	5148.982	8.32	34.47	38.18	38.48	43.09	54.00	-10.91 Average
2 pp	5149.980	8.33	34.47	38.18	38.75	43.37	54.00	-10.63 Average
3	5190.000	8.39	34.46	38.18	77.40	82.07	-----	----- Average

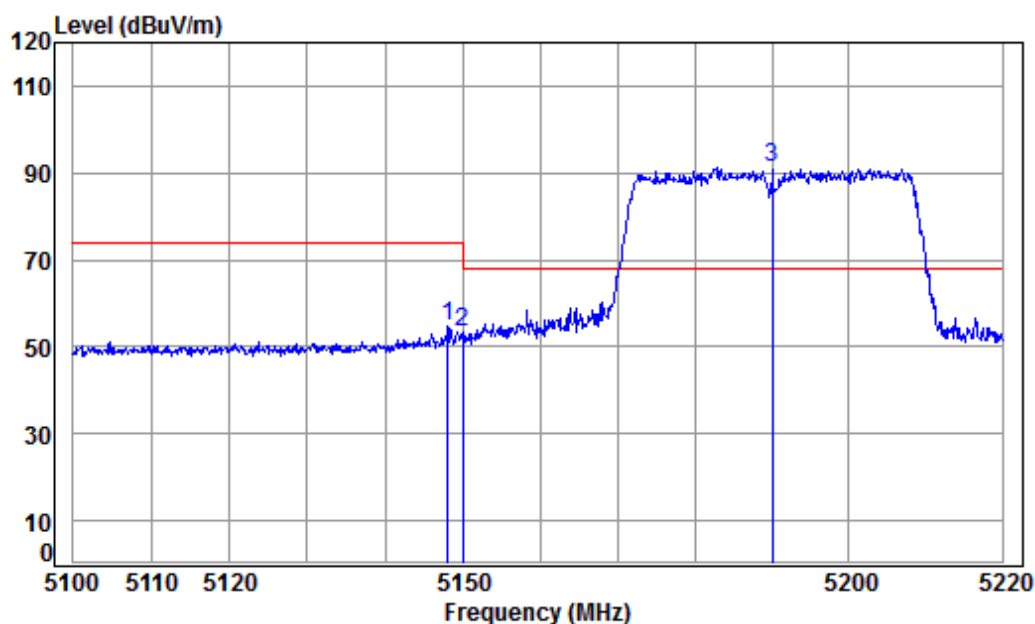


SGS-CSTC Standards Technical Services Co., Ltd.
Shenzhen Branch

Report No.: SZEM180100021802

Page: 752 of 818

Test mode:	802.11ac(HT40)	Frequency(MHz):	5190	Peak	Horizontal
------------	----------------	-----------------	------	------	------------



Condition: 3m HORIZONTAL

Job No : 0217RG

Mode : 5190 Band edge

: Ant 1+2 5G WIFI 11AC(40) CH38

	Freq	Cable Loss	Ant Factor	Preamp Factor	Read Level	Limit Level	Limit Line	Over Limit	Remark
	MHz	dB	dB/m	dB	dBuV	dBuV/m	dBuV/m	dB	
1	5148.024	8.32	34.47	38.18	50.19	54.80	74.00	-19.20	peak
2	5149.980	8.33	34.47	38.18	48.56	53.18	74.00	-20.82	peak
3 pp	5190.000	8.39	34.46	38.18	86.48	91.15	68.20	22.95	peak

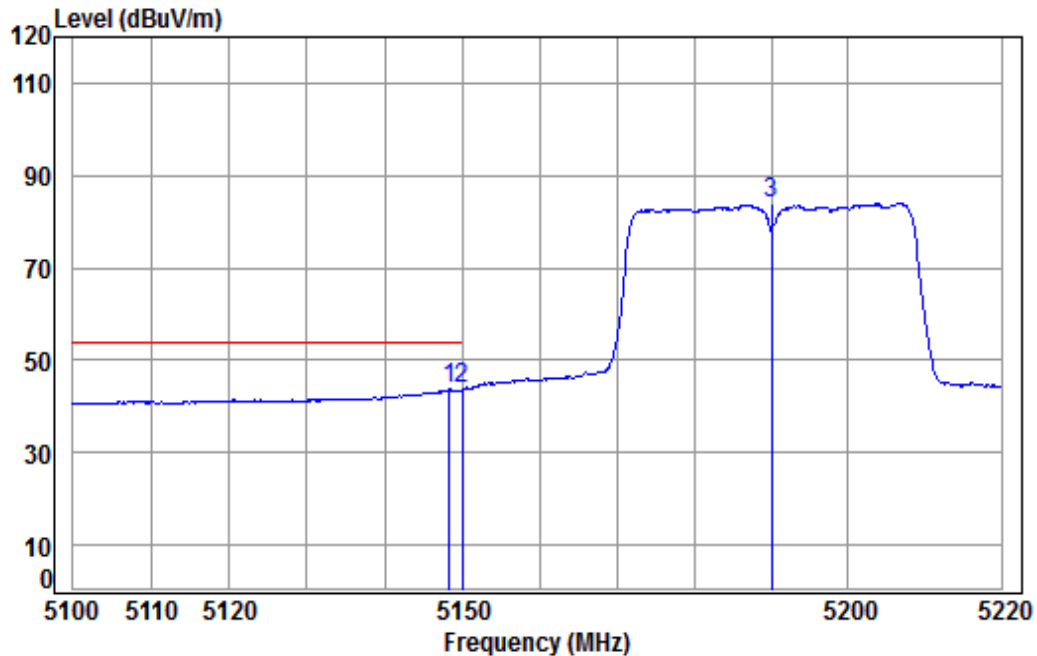


SGS-CSTC Standards Technical Services Co., Ltd.
Shenzhen Branch

Report No.: SZEM180100021802

Page: 753 of 818

Test mode:	802.11ac(HT40)	Frequency(MHz):	5190	Average	Horizontal
------------	----------------	-----------------	------	---------	------------



Condition: 3m HORIZONTAL

Job No : 0217RG

Mode : 5190 Band edge

: Ant 1+2 5G WIFI 11AC(40) CH38

		Cable	Ant	Preamp	Read		Limit	Over	
	Freq	Loss	Factor	Factor	Level	Level	Line	Limit	Remark
	MHz	dB	dB/m	dB	dBuV	dBuV/m	dBuV/m	dB	
1 pp	5148.264	8.32	34.47	38.18	39.09	43.70	54.00	-10.30	Average
2	5149.980	8.33	34.47	38.18	38.98	43.60	54.00	-10.40	Average
3	5190.000	8.39	34.46	38.18	79.36	84.03	-----	-----	Average

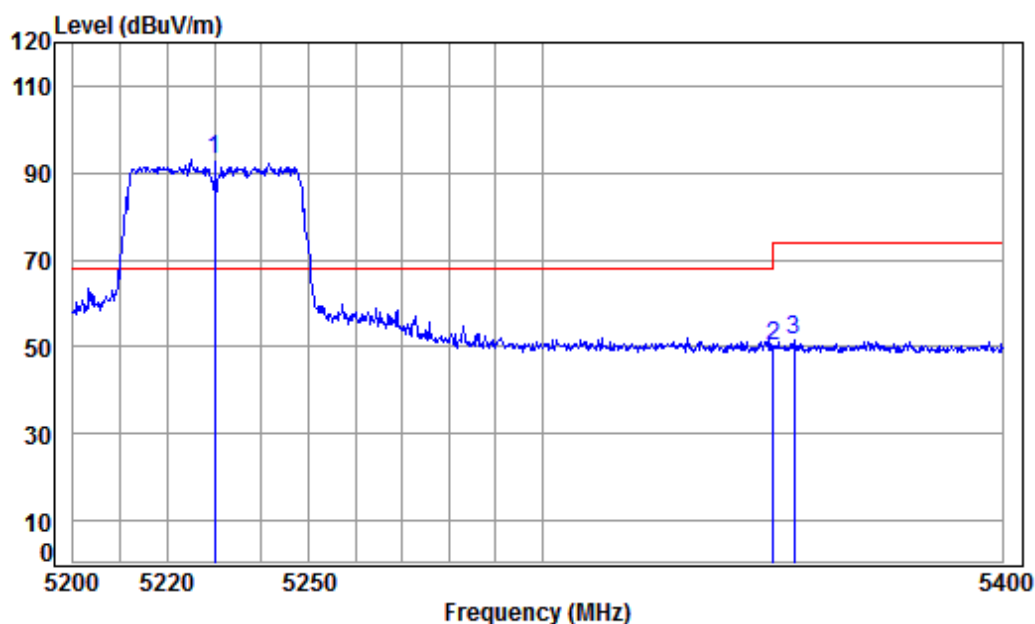


SGS-CSTC Standards Technical Services Co., Ltd.
Shenzhen Branch

Report No.: SZEM180100021802

Page: 754 of 818

Test mode:	802.11ac(HT40)	Frequency(MHz):	5230	Peak	Vertical
------------	----------------	-----------------	------	------	----------



Condition: 3m VERTICAL

Job No : 0217RG

Mode : 5230 Band edge

: Ant 1+2 5G WIFI 11AC(40) CH46

		Cable	Ant	Preamp	Read	Limit	Over	
	Freq	Loss	Factor	Factor	Level	Line	Limit	Remark
	MHz	dB	dB/m	dB	dBuV	dBuV/m	dBuV/m	dB
1	pp 5230.000	8.45	34.45	38.18	88.21	92.93	68.20	24.73 Peak
2	5350.020	8.63	34.43	38.16	45.36	50.26	74.00	-23.74 Peak
3	5354.542	8.64	34.43	38.16	46.50	51.41	74.00	-22.59 Peak

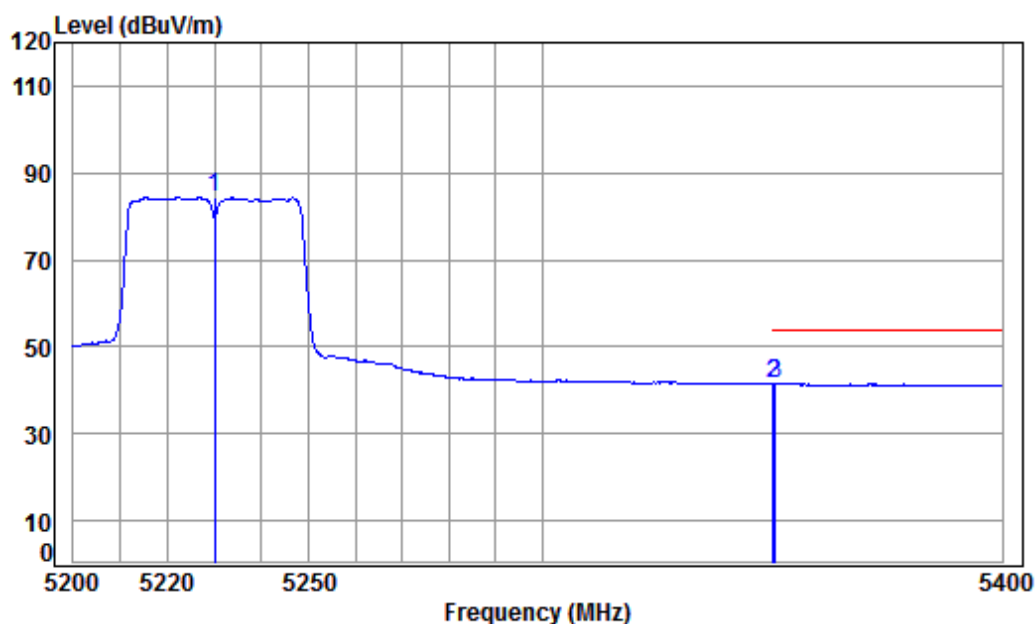


SGS-CSTC Standards Technical Services Co., Ltd.
Shenzhen Branch

Report No.: SZEM180100021802

Page: 755 of 818

Test mode:	802.11ac(HT40)	Frequency(MHz):	5230	Average	Vertical
------------	----------------	-----------------	------	---------	----------



Condition: 3m VERTICAL

Job No : 0217RG

Mode : 5230 Band edge

: Ant 1+2 5G WIFI 11AC(40) CH46

	Freq	Cable Loss	Ant Factor	Preamplifier Factor	Read Level	Limit Line	Over Limit	Remark
	MHz	dB	dB/m	dB	dBuV	dBuV/m	dBuV/m	dB
1	5230.000	8.45	34.45	38.18	79.82	84.54	-----	Average
2	5350.020	8.63	34.43	38.16	36.75	41.65	54.00	-12.35 Average
3 pp	5350.501	8.63	34.43	38.16	36.80	41.70	54.00	-12.30 Average

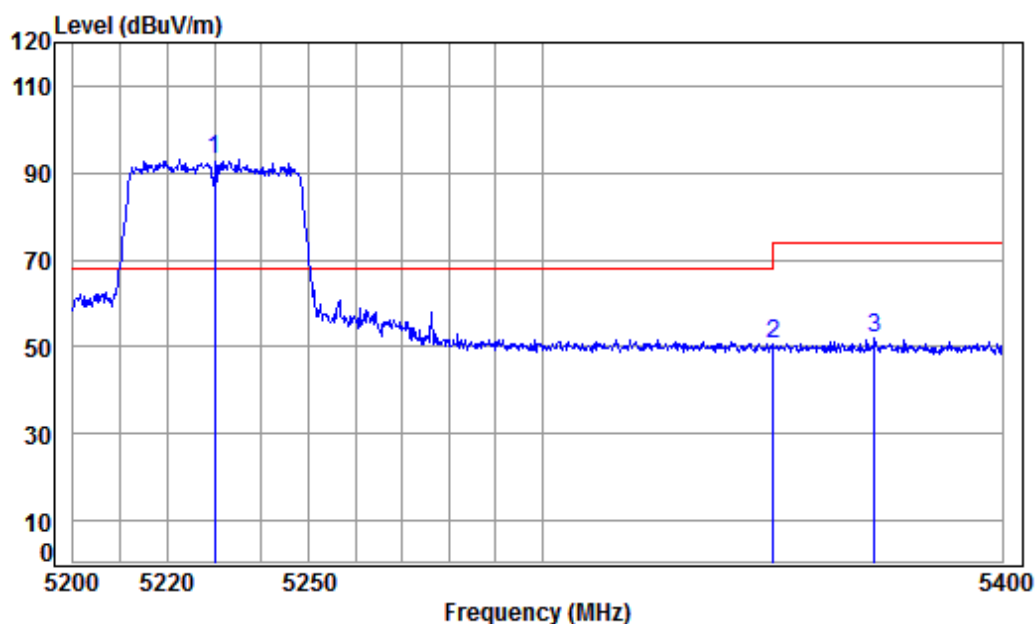


SGS-CSTC Standards Technical Services Co., Ltd.
Shenzhen Branch

Report No.: SZEM180100021802

Page: 756 of 818

Test mode:	802.11ac(HT40)	Frequency(MHz):	5230	Peak	Horizontal
------------	----------------	-----------------	------	------	------------



Condition: 3m HORIZONTAL

Job No : 0217RG

Mode : 5230 Band edge

: Ant 1+2 5G WIFI 11AC(40) CH46

	Freq	Cable Loss	Ant Factor	Preamp Factor	Read Level	Limit Line	Over Limit	Remark
	MHz	dB	dB/m	dB	dBuV	dBuV/m	dBuV/m	dB
1 pp	5230.000	8.45	34.45	38.18	88.33	93.05	68.20	24.85 peak
2	5350.020	8.63	34.43	38.16	45.93	50.83	74.00	-23.17 peak
3	5372.152	8.66	34.42	38.16	47.12	52.04	74.00	-21.96 peak

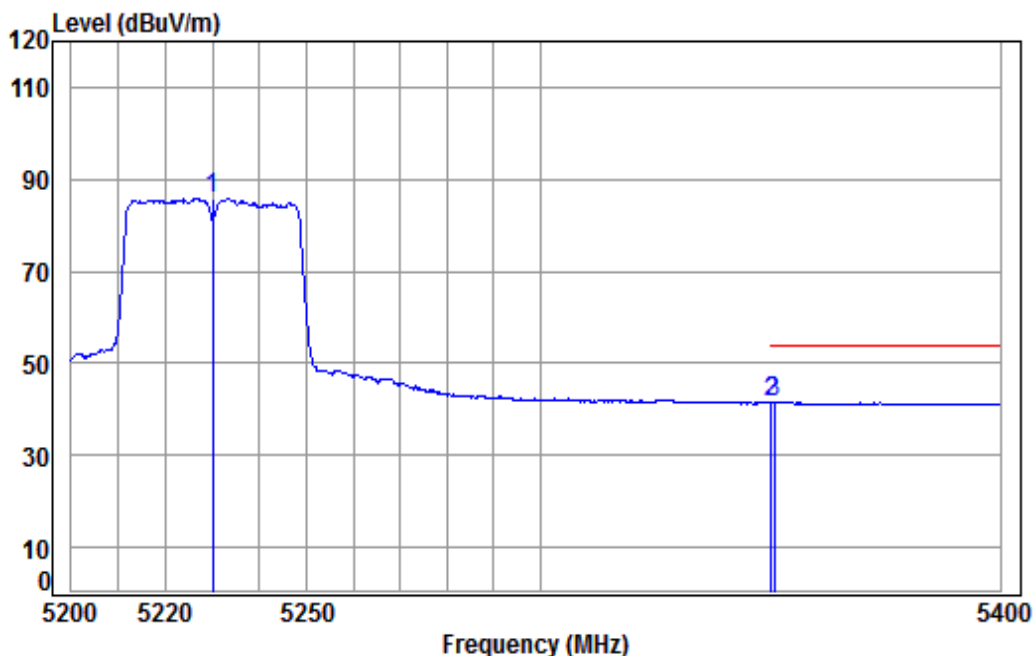


SGS-CSTC Standards Technical Services Co., Ltd. Shenzhen Branch

Report No.: SZEM180100021802

Page: 757 of 818

Test mode:	802.11ac(HT40)	Frequency(MHz):	5230	Average	Horizontal
------------	----------------	-----------------	------	---------	------------



Condition: 3m HORIZONTAL

Job No : 0217RG

Mode : 5230 Band edge

: Ant 1+2 5G WIFI 11AC(40) CH46

		Cable	Ant	Preamp	Read		Limit	Over	
	Freq	Loss	Factor	Factor	Level	Level	Line	Limit	Remark
	MHz	dB	dB/m	dB	dBuV	dBuV/m	dBuV/m	dB	
1	5230.000	8.45	34.45	38.18	81.20	85.92	-----	-----	Average
2	5350.020	8.63	34.43	38.16	36.56	41.46	54.00	-12.54	Average
3 pp	5350.704	8.63	34.43	38.16	36.65	41.55	54.00	-12.45	Average

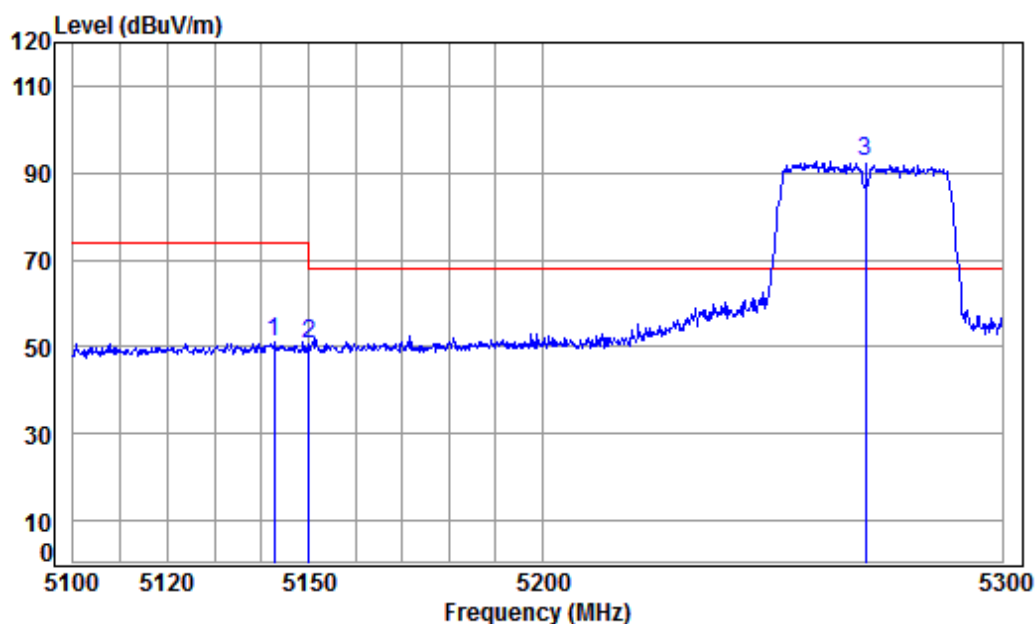


SGS-CSTC Standards Technical Services Co., Ltd.
Shenzhen Branch

Report No.: SZEM180100021802

Page: 758 of 818

Test mode:	802.11ac(HT40)	Frequency(MHz):	5270	Peak	Vertical
------------	----------------	-----------------	------	------	----------



Condition: 3m VERTICAL

Job No : 0217RG

Mode : 5270 Band edge

: Ant 1+2 5G WIFI 11AC(40) CH54

	Freq	Cable Loss	Ant Factor	Preamp Factor	Read Level	Limit	Over	Remark
	MHz	dB	dB/m	dB	dBuV	dBuV/m	dBuV/m	dB
1	5142.551	8.31	34.47	38.18	46.68	51.28	74.00	-22.72 Peak
2	5149.980	8.33	34.47	38.18	45.99	50.61	74.00	-23.39 Peak
3 pp	5270.000	8.51	34.44	38.17	87.83	92.61	68.20	24.41 Peak

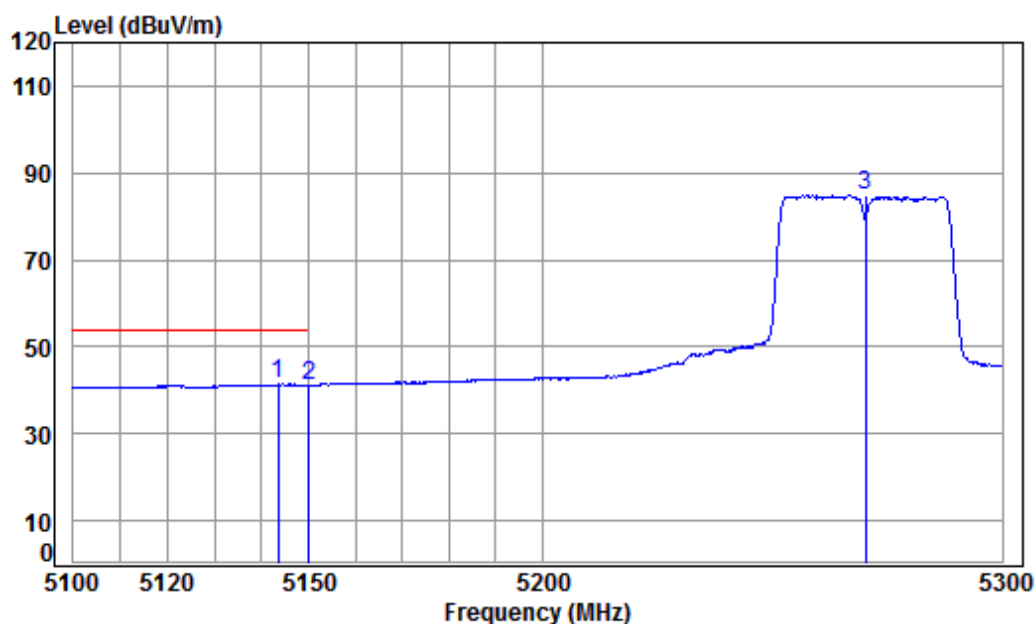


SGS-CSTC Standards Technical Services Co., Ltd.
Shenzhen Branch

Report No.: SZEM180100021802

Page: 759 of 818

Test mode:	802.11ac(HT40)	Frequency(MHz):	5270	Average	Vertical
------------	----------------	-----------------	------	---------	----------



Condition: 3m VERTICAL

Job No : 0217RG

Mode : 5270 Band edge

: Ant 1+2 5G WIFI 11AC(40) CH54

		Cable	Ant	Preamp	Read	Limit	Over	
	Freq	Loss	Factor	Factor	Level	Line	Limit	Remark
	MHz	dB	dB/m	dB	dBuV	dBuV/m	dBuV/m	dB
1 pp	5143.540	8.32	34.47	38.18	36.81	41.42	54.00	-12.58 Average
2	5149.980	8.33	34.47	38.18	36.51	41.13	54.00	-12.87 Average
3	5270.000	8.51	34.44	38.17	80.10	84.88	-----	----- Average

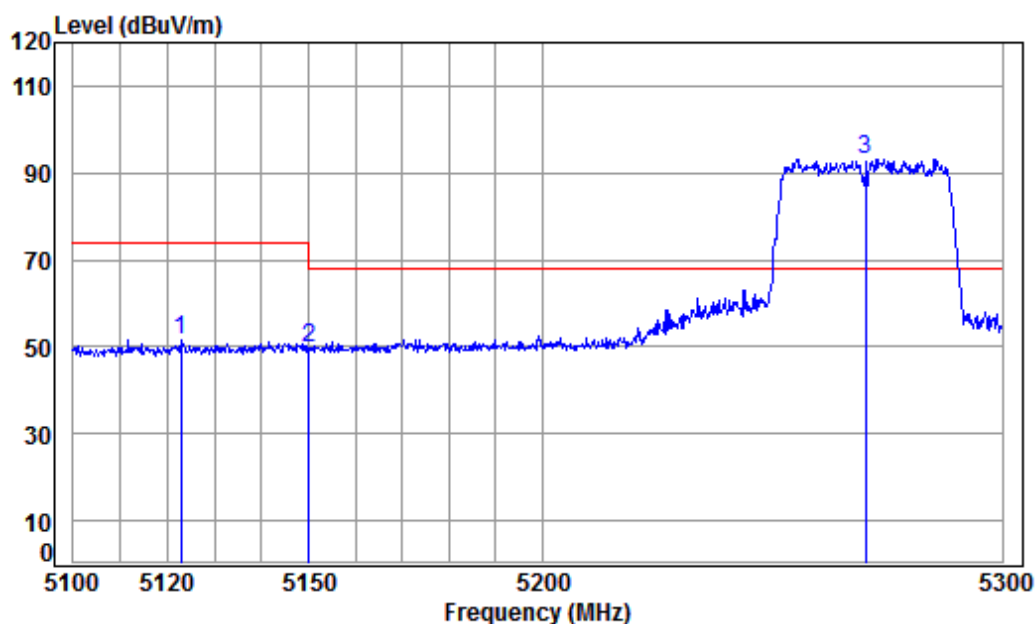


SGS-CSTC Standards Technical Services Co., Ltd.
Shenzhen Branch

Report No.: SZEM180100021802

Page: 760 of 818

Test mode:	802.11ac(HT40)	Frequency(MHz):	5270	Peak	Horizontal
------------	----------------	-----------------	------	------	------------



Condition: 3m HORIZONTAL

Job No : 0217RG

Mode : 5270 Band edge

: Ant 1+2 5G WIFI 11AC(40) CH54

	Freq	Cable Loss	Ant Factor	Preamp Factor	Read Level	Limit Level	Limit Line	Over Limit	Remark
	MHz	dB	dB/m	dB	dBuV	dBuV/m	dBuV/m	dB	
1	5122.808	8.28	34.47	38.19	47.17	51.73	74.00	-22.27	peak
2	5149.980	8.33	34.47	38.18	45.32	49.94	74.00	-24.06	peak
3 pp	5270.000	8.51	34.44	38.17	88.17	92.95	68.20	24.75	peak

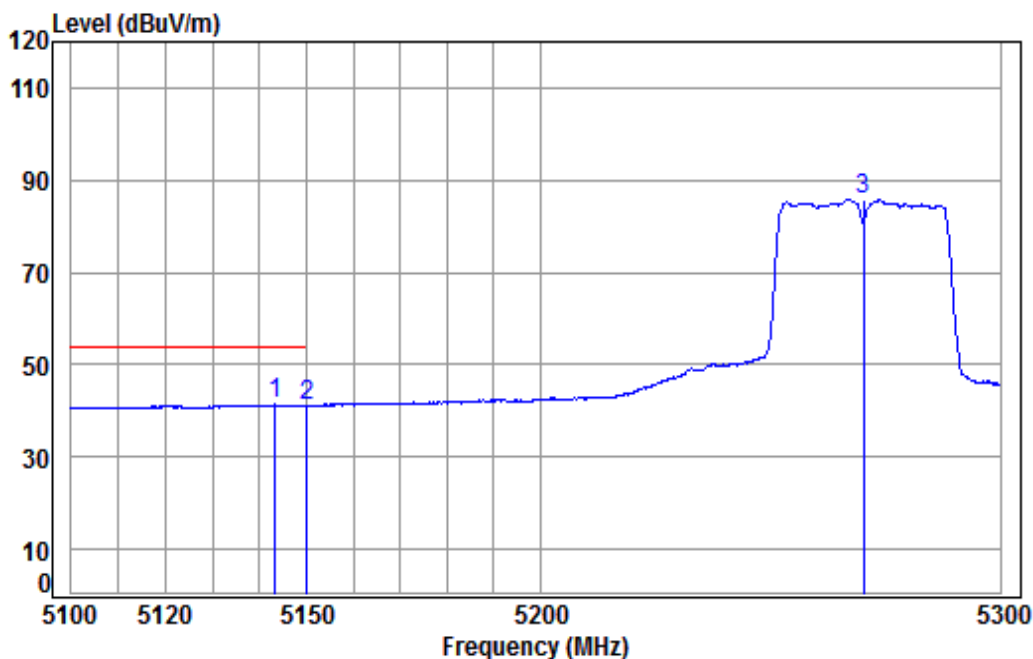


SGS-CSTC Standards Technical Services Co., Ltd. Shenzhen Branch

Report No.: SZEM180100021802

Page: 761 of 818

Test mode:	802.11ac(HT40)	Frequency(MHz):	5270	Average	Horizontal
------------	----------------	-----------------	------	---------	------------



Condition: 3m HORIZONTAL

Job No : 0217RG

Mode : 5270 Band edge

: Ant 1+2 5G WIFI 11AC(40) CH54

		Cable	Ant	Preamp	Read	Limit	Over	
	Freq	Loss	Factor	Factor	Level	Line	Limit	Remark
	MHz	dB	dB/m	dB	dBuV	dBuV/m	dBuV/m	dB
1 pp	5143.342	8.32	34.47	38.18	36.70	41.31	54.00	-12.69 Average
2	5149.980	8.33	34.47	38.18	36.45	41.07	54.00	-12.93 Average
3	5270.000	8.51	34.44	38.17	81.03	85.81	-----	----- Average

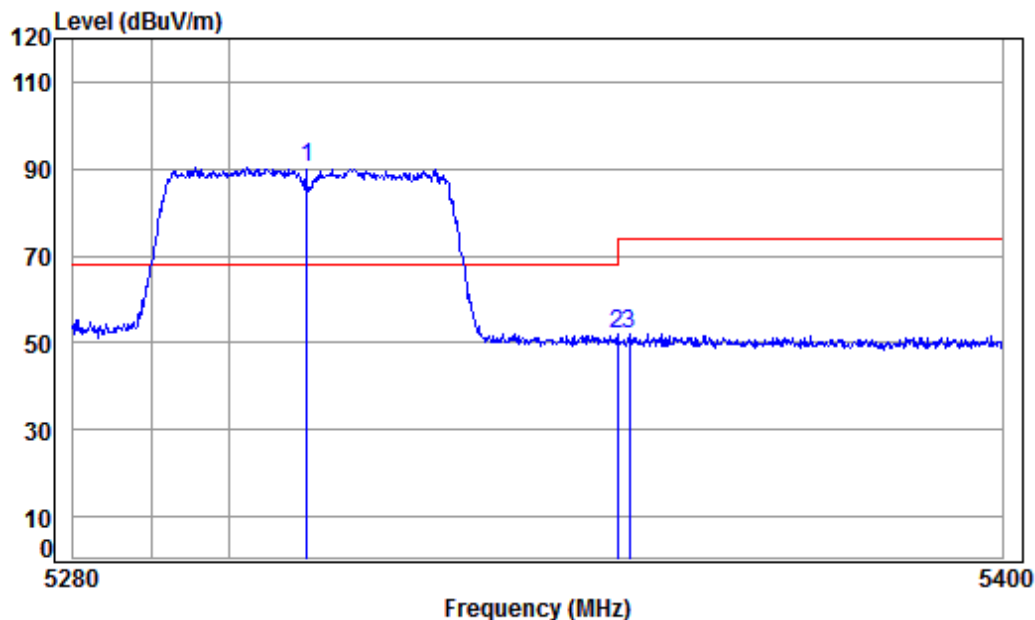


SGS-CSTC Standards Technical Services Co., Ltd.
Shenzhen Branch

Report No.: SZEM180100021802

Page: 762 of 818

Test mode:	802.11ac(HT40)	Frequency(MHz):	5310	Peak	Vertical
------------	----------------	-----------------	------	------	----------



Condition: 3m VERTICAL

Job No : 0217RG

Mode : 5310 Band edge

: Ant 1+2 5G WIFI 11AC(40) CH62

		Cable	Ant	Preamp	Read	Limit	Over	
	Freq	Loss	Factor	Factor	Level	Level	Line	Limit Remark
	MHz	dB	dB/m	dB	dBuV	dBuV/m	dBuV/m	dB
1	pp 5310.000	8.57	34.44	38.17	85.61	90.45	68.20	22.25 Peak
2	5350.020	8.63	34.43	38.16	47.21	52.11	74.00	-21.89 Peak
3	5351.556	8.63	34.43	38.16	47.30	52.20	74.00	-21.80 Peak

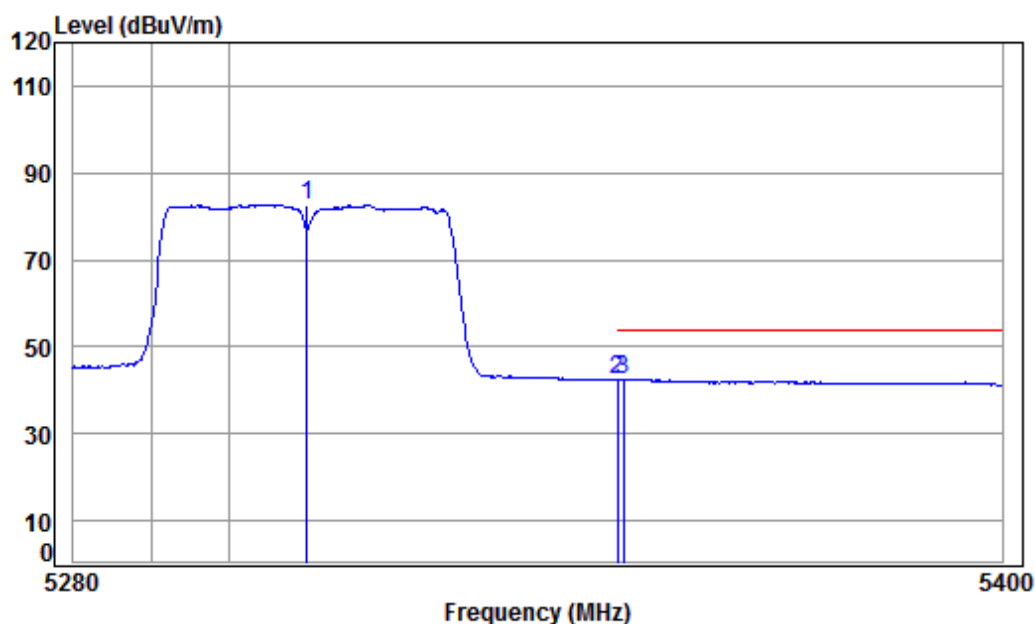


SGS-CSTC Standards Technical Services Co., Ltd. Shenzhen Branch

Report No.: SZEM180100021802

Page: 763 of 818

Test mode:	802.11ac(HT40)	Frequency(MHz):	5310	Average	Vertical
------------	----------------	-----------------	------	---------	----------



Condition: 3m VERTICAL

Job No : 0217RG

Mode : 5310 Band edge

: Ant 1+2 5G WIFI 11AC(40) CH62

		Cable	Ant	Preamp	Read	Limit	Over	
Freq	Loss	Factor	Factor	Level	Level	Line	Limit	Remark
MHz	dB	dB/m	dB	dBuV	dBuV/m	dBuV/m	dB	
1 5310.000	8.57	34.44	38.17	77.89	82.73	-----	-----	Average
2 5350.020	8.63	34.43	38.16	37.50	42.40	54.00	-11.60	Average
3 pp 5350.714	8.63	34.43	38.16	37.51	42.41	54.00	-11.59	Average

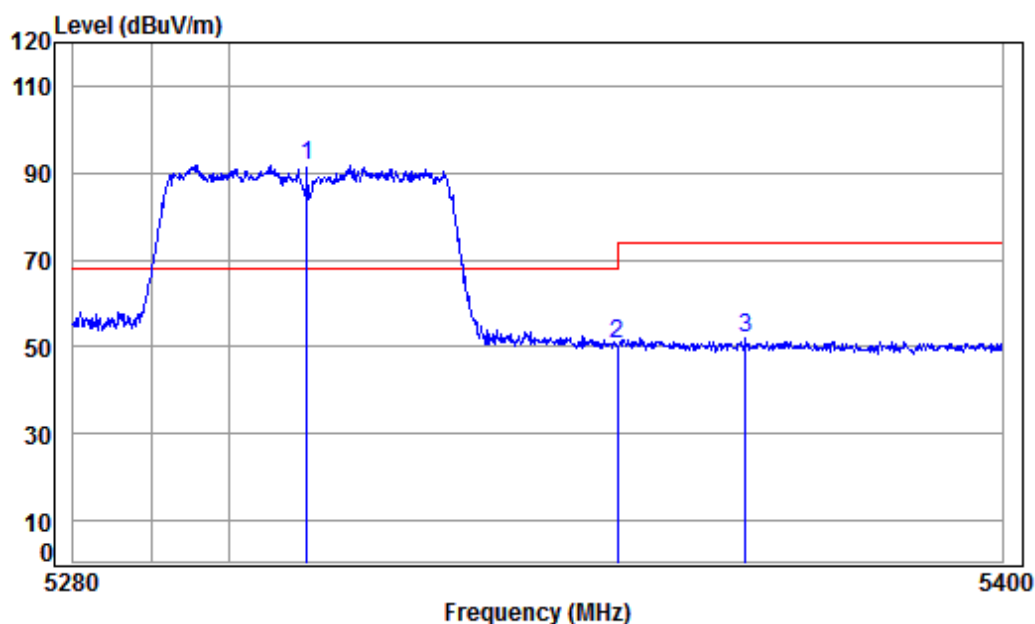


SGS-CSTC Standards Technical Services Co., Ltd.
Shenzhen Branch

Report No.: SZEM180100021802

Page: 764 of 818

Test mode:	802.11ac(HT40)	Frequency(MHz):	5310	Peak	Horizontal
------------	----------------	-----------------	------	------	------------



Condition: 3m HORIZONTAL

Job No : 0217RG

Mode : 5310 Band edge

: Ant 1+2 5G WIFI 11AC(40) CH62

		Cable	Ant	Preamp	Read		Limit	Over	
	Freq	Loss	Factor	Factor	Level	Level	Line	Limit	Remark
	MHz	dB	dB/m	dB	dBuV	dBuV/m	dBuV/m	dB	
1 pp	5310.000	8.57	34.44	38.17	86.96	91.80	68.20	23.60	peak
2	5350.020	8.63	34.43	38.16	45.66	50.56	74.00	-23.44	peak
3	5366.610	8.65	34.43	38.16	47.30	52.22	74.00	-21.78	peak

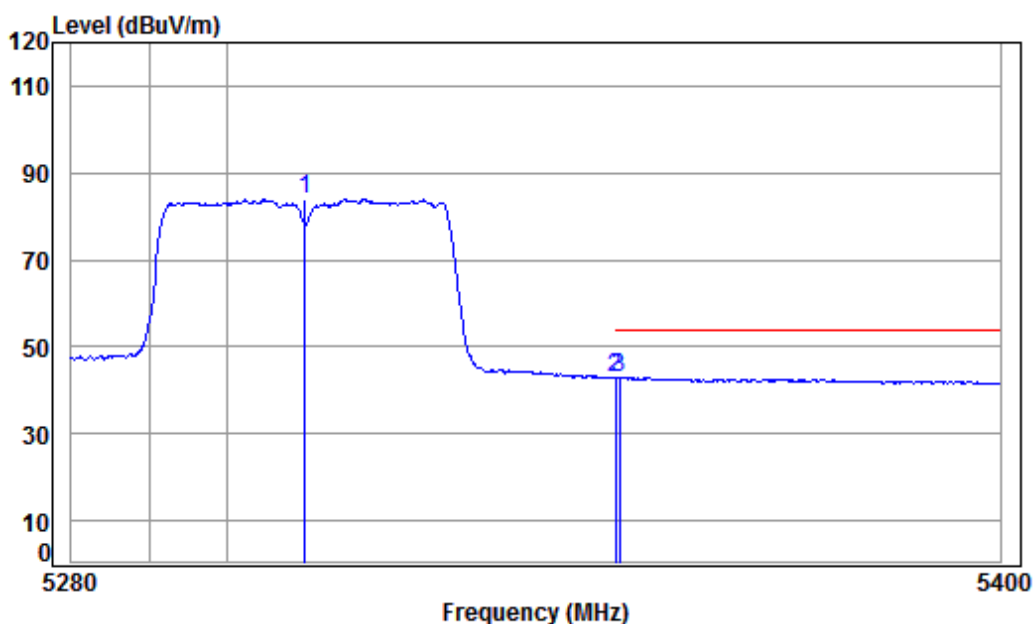


SGS-CSTC Standards Technical Services Co., Ltd.
Shenzhen Branch

Report No.: SZEM180100021802

Page: 765 of 818

Test mode:	802.11ac(HT40)	Frequency(MHz):	5310	Average	Horizontal
------------	----------------	-----------------	------	---------	------------



Condition: 3m HORIZONTAL

Job No : 0217RG

Mode : 5310 Band edge

: Ant 1+2 5G WIFI 11AC(40) CH62

		Cable	Ant	Preamp	Read	Limit	Over	
	Freq	Loss	Factor	Factor	Level	Level	Line	Limit Remark
	MHz	dB	dB/m	dB	dBuV	dBuV/m	dBuV/m	dB
1	5310.000	8.57	34.44	38.17	79.18	84.02	-----	----- Average
2	pp 5350.020	8.63	34.43	38.16	38.10	43.00	54.00	-11.00 Average
3	5350.474	8.63	34.43	38.16	38.05	42.95	54.00	-11.05 Average

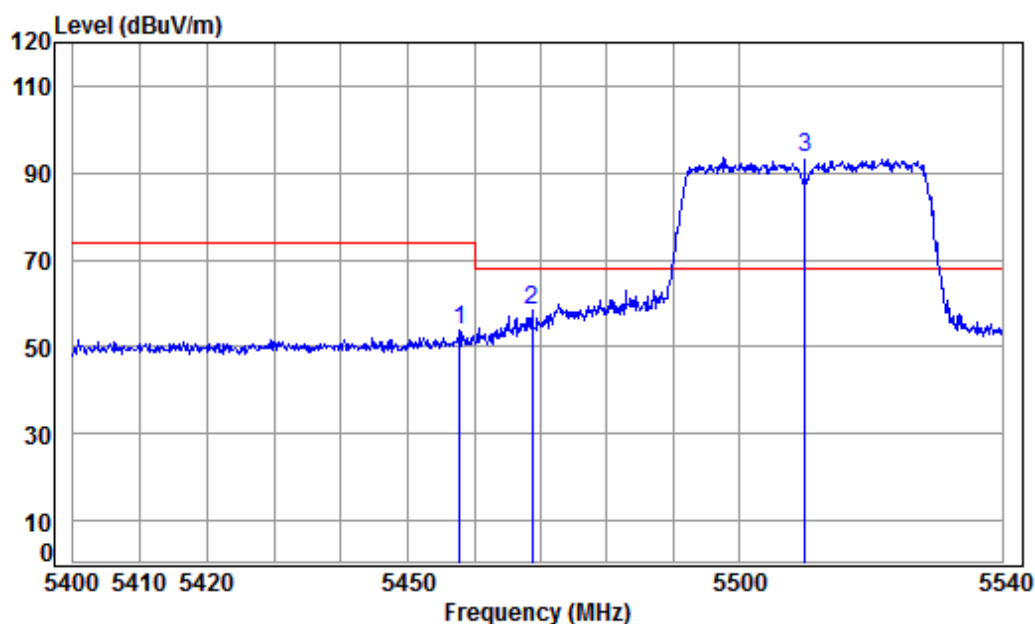


SGS-CSTC Standards Technical Services Co., Ltd.
Shenzhen Branch

Report No.: SZEM180100021802

Page: 766 of 818

Test mode:	802.11ac(HT40)	Frequency(MHz):	5510	Peak	Vertical
------------	----------------	-----------------	------	------	----------



Condition: 3m VERTICAL

Job No : 0217RG

Mode : 5510 Band edge

: Ant 1+2 5G WIFI 11AC(40) CH102

	Freq	Cable Loss	Ant Factor	Preamp Factor	Read Level	Limit Level	Over Limit	Remark
	MHz	dB	dB/m	dB	dBuV	dBuV/m	dBuV/m	dB
1	5457.805	8.79	34.41	38.15	48.76	53.81	74.00	-20.19 Peak
2	5468.712	8.80	34.41	38.15	53.50	58.56	68.20	-9.64 peak
3 pp	5510.000	8.89	34.41	38.15	88.25	93.40	68.20	25.20 Peak

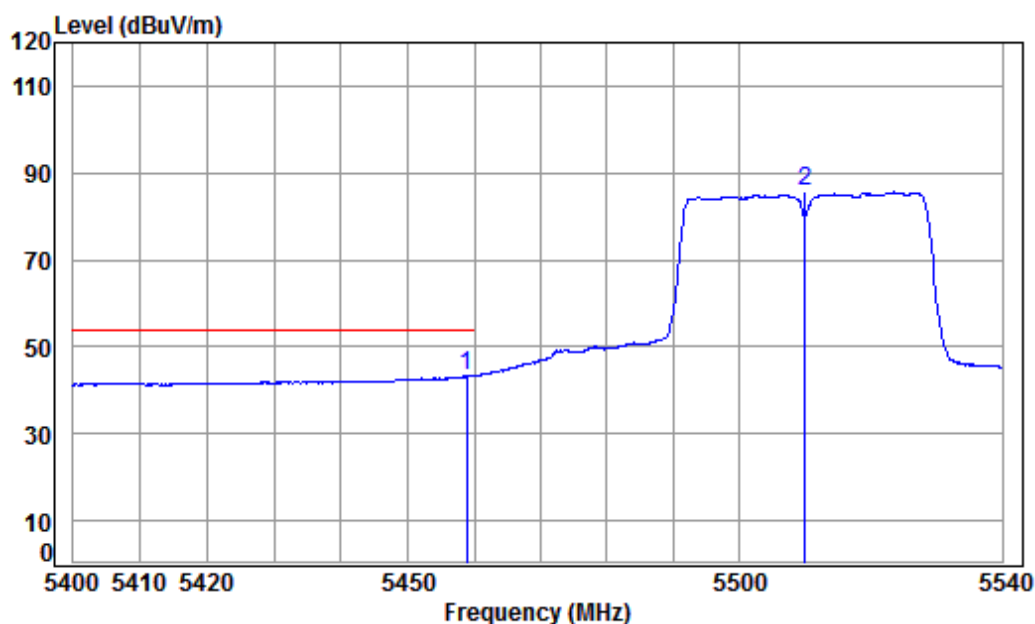


SGS-CSTC Standards Technical Services Co., Ltd.
Shenzhen Branch

Report No.: SZEM180100021802

Page: 767 of 818

Test mode:	802.11ac(HT40)	Frequency(MHz):	5510	Average	Vertical
------------	----------------	-----------------	------	---------	----------



Condition: 3m VERTICAL

Job No : 0217RG

Mode : 5510 Band edge

: Ant 1+2 5G WIFI 11AC(40) CH102

		Cable	Ant	Preamp	Read	Limit	Over	
	Freq	Loss	Factor	Factor	Level	Level	Line	Limit Remark
	MHz	dB	dB/m	dB	dBuV	dBuV/m	dBuV/m	dB
1 pp	5458.923	8.79	34.41	38.15	38.32	43.37	54.00	-10.63 Average
2	5510.000	8.89	34.41	38.15	80.43	85.58	-----	----- Average

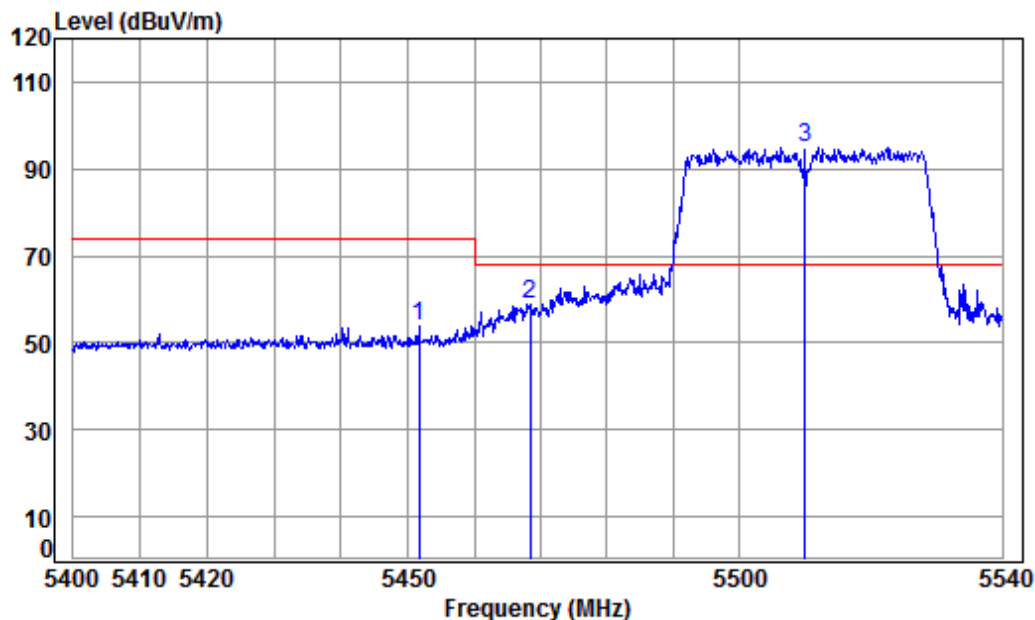


SGS-CSTC Standards Technical Services Co., Ltd.
Shenzhen Branch

Report No.: SZEM180100021802

Page: 768 of 818

Test mode:	802.11ac(HT40)	Frequency(MHz):	5510	Peak	Horizontal
------------	----------------	-----------------	------	------	------------



Condition: 3m HORIZONTAL

Job No : 0217RG

Mode : 5510 Band edge

: Ant 1+2 5G WIFI 11AC(40) CH102

	Freq	Cable Loss	Ant Factor	Preamp Factor	Read Level	Limit Level	Over Limit	Remark
	MHz	dB	dB/m	dB	dBuV	dBuV/m	dBuV/m	dB
1	5451.662	8.78	34.41	38.15	48.91	53.95	74.00	-20.05 peak
2	5468.432	8.80	34.41	38.15	53.93	58.99	68.20	-9.21 peak
3 pp	5510.000	8.89	34.41	38.15	89.77	94.92	68.20	26.72 peak

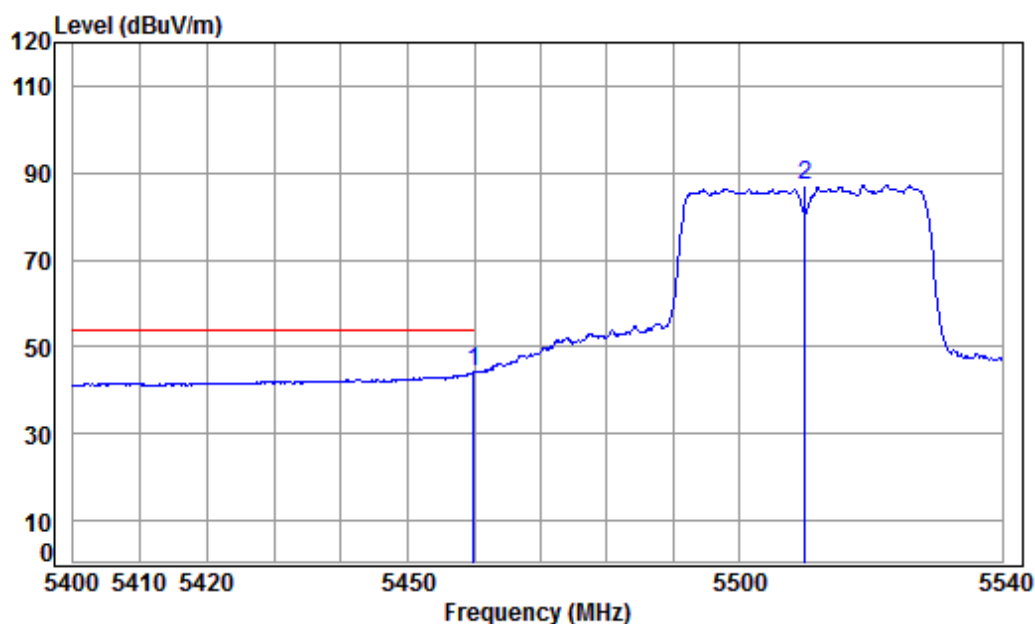


SGS-CSTC Standards Technical Services Co., Ltd.
Shenzhen Branch

Report No.: SZEM180100021802

Page: 769 of 818

Test mode:	802.11ac(HT40)	Frequency(MHz):	5510	Average	Horizontal
------------	----------------	-----------------	------	---------	------------



Condition: 3m HORIZONTAL

Job No : 0217RG

Mode : 5510 Band edge

: Ant 1+2 5G WIFI 11AC(40) CH102

		Cable	Ant	Preamp	Read	Limit	Over	
	Freq	Loss	Factor	Factor	Level	Level	Line	Limit Remark
	MHz	dB	dB/m	dB	dBuV	dBuV/m	dBuV/m	dB
1 pp	5459.901	8.79	34.41	38.15	39.15	44.20	54.00	-9.80 Average
2	5510.000	8.89	34.41	38.15	82.06	87.21	-----	----- Average

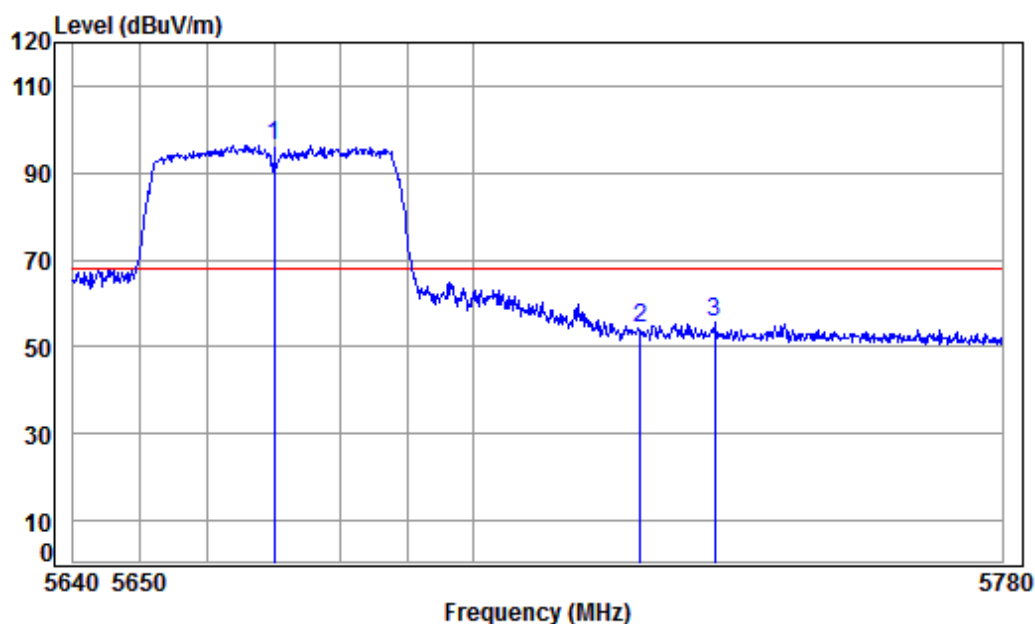


SGS-CSTC Standards Technical Services Co., Ltd.
Shenzhen Branch

Report No.: SZEM180100021802

Page: 770 of 818

Test mode:	802.11ac(HT40)	Frequency(MHz):	5670	Peak	Vertical
------------	----------------	-----------------	------	------	----------



Condition: 3m VERTICAL

Job No : 0217RG

Mode : 5670 Band edge

: Ant 1+2 5G WIFI 11AC(40) CH134

		Cable	Ant	Preamp	Read		Limit	Over	
	Freq	Loss	Factor	Factor	Level	Level	Line	Limit	Remark
	MHz	dB	dB/m	dB	dBuV	dBuV/m	dBuV/m	dB	
1 pp	5670.000	9.45	34.50	38.13	90.49	96.31	68.20	28.11	Peak
2	5725.000	9.64	34.54	38.13	48.17	54.22	68.20	-13.98	Peak
3	5736.373	9.68	34.55	38.12	49.47	55.58	68.20	-12.62	Peak

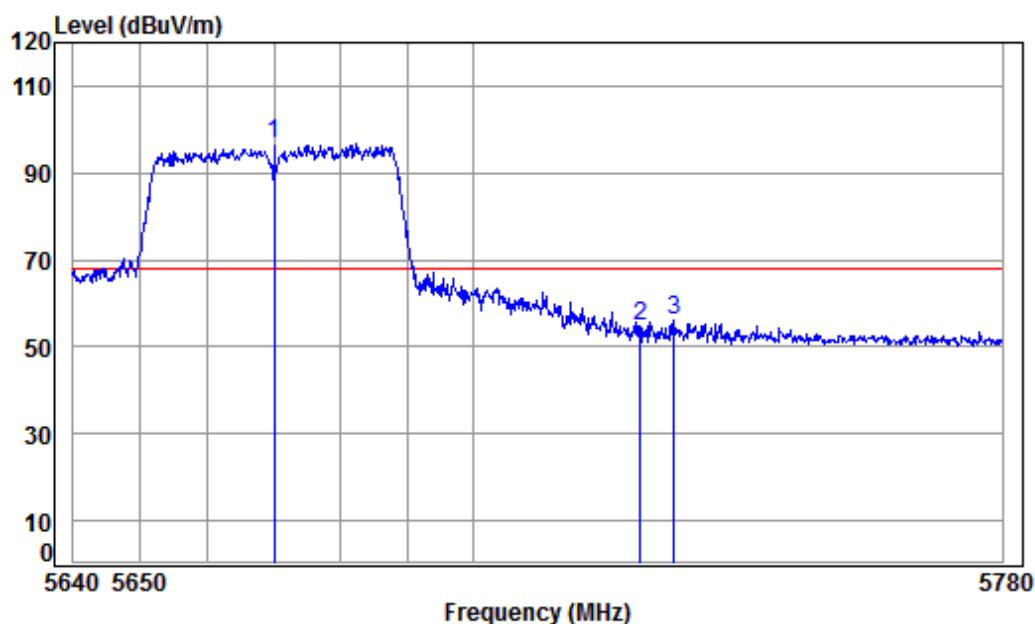


SGS-CSTC Standards Technical Services Co., Ltd.
Shenzhen Branch

Report No.: SZEM180100021802

Page: 771 of 818

Test mode:	802.11ac(HT40)	Frequency(MHz):	5670	Peak	Horizontal
------------	----------------	-----------------	------	------	------------



Condition: 3m HORIZONTAL

Job No : 0217RG

Mode : 5670 Band edge

: Ant 1+2 5G WIFI 11AC(40) CH134

		Cable	Ant	Preamp	Read	Limit	Over	
	Freq	Loss	Factor	Factor	Level	Line	Limit	Remark
	MHz	dB	dB/m	dB	dBuV	dBuV/m	dBuV/m	dB
1	pp 5670.000	9.45	34.50	38.13	90.99	96.81	68.20	28.61 peak
2	5725.000	9.64	34.54	38.13	48.73	54.78	68.20	-13.42 peak
3	5730.188	9.66	34.54	38.13	50.08	56.15	68.20	-12.05 peak

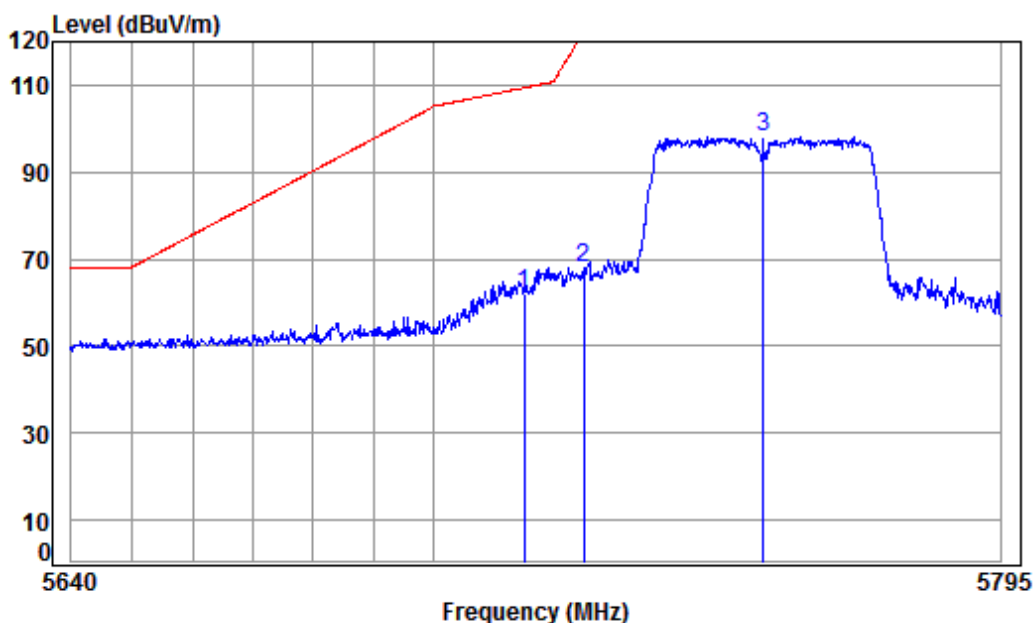


SGS-CSTC Standards Technical Services Co., Ltd.
Shenzhen Branch

Report No.: SZEM180100021802

Page: 772 of 818

Test mode:	802.11ac(HT40)	Frequency(MHz):	5755	Peak	Vertical
------------	----------------	-----------------	------	------	----------



Condition: 3m VERTICAL

Job No : 0217RG

Mode : 5755 Band edge

: Ant 1+2 5G WIFI 11AC(40) CH151

		Cable	Ant	Preamp	Read		Limit	Over	
	Freq	Loss	Factor	Factor	Level	Level	Line	Limit	Remark
	MHz	dB	dB/m	dB	dBuV	dBuV/m	dBuV/m	dB	
1	5715.000	9.61	34.53	38.13	55.92	61.93	109.40	-47.47	peak
2	5725.000	9.64	34.54	38.13	61.74	67.79	122.20	-54.41	peak
3 pp	5755.000	9.75	34.56	38.12	92.06	98.25	125.20	-26.95	peak

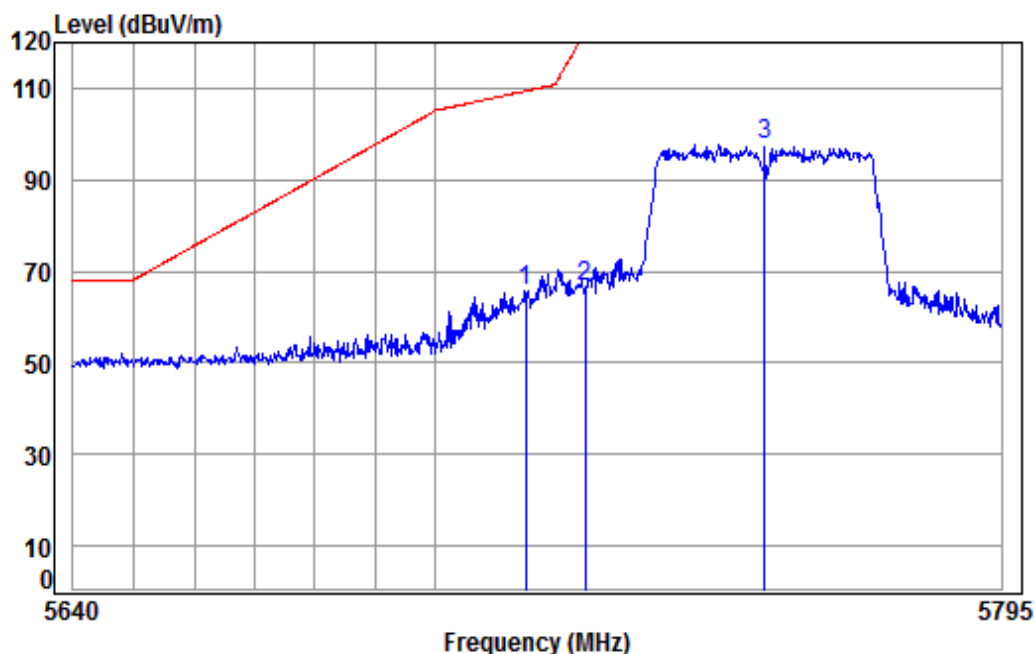


SGS-CSTC Standards Technical Services Co., Ltd.
Shenzhen Branch

Report No.: SZEM180100021802

Page: 773 of 818

Test mode:	802.11ac(HT40)	Frequency(MHz):	5755	Peak	Horizontal
------------	----------------	-----------------	------	------	------------



Condition: 3m HORIZONTAL

Job No : 0217RG

Mode : 5755 Band edge

: Ant 1+2 5G WIFI 11AC(40) CH151

		Cable	Ant	Preamp	Read		Limit	Over	
	Freq	Loss	Factor	Factor	Level	Level	Line	Limit	Remark
	MHz	dB	dB/m	dB	dBuV	dBuV/m	dBuV/m	dB	
1	5715.000	9.61	34.53	38.13	59.50	65.51	109.40	-43.89	peak
2	5725.000	9.64	34.54	38.13	60.63	66.68	122.20	-55.52	peak
3 pp	5755.000	9.75	34.56	38.12	91.53	97.72	125.20	-27.48	peak

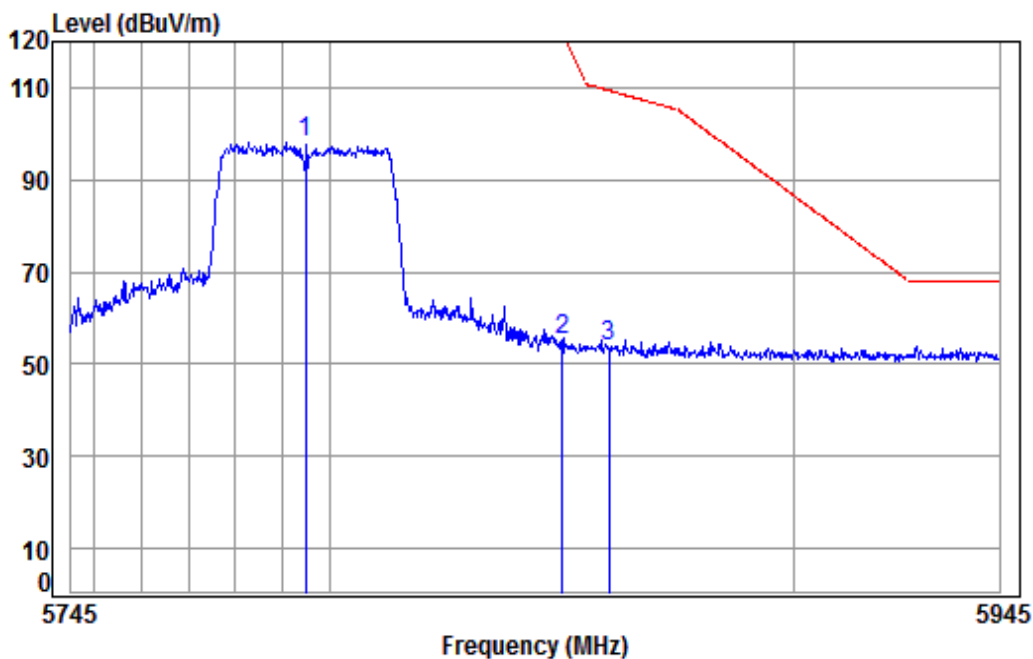


SGS-CSTC Standards Technical Services Co., Ltd.
Shenzhen Branch

Report No.: SZEM180100021802

Page: 774 of 818

Test mode:	802.11ac(HT40)	Frequency(MHz):	5795	Peak	Vertical
------------	----------------	-----------------	------	------	----------



Condition: 3m VERTICAL

Job No : 0217RG

Mode : 5795 Band edge

: Ant 1+2 5G WIFI 11AC(40) CH159

		Cable	Ant	Preamp	Read		Limit	Over	
	Freq	Loss	Factor	Factor	Level	Level	Line	Limit	Remark
	MHz	dB	dB/m	dB	dBuV	dBuV/m	dBuV/m	dB	
1 pp	5795.000	9.88	34.58	38.12	91.61	97.95	125.20	-27.25	peak
2	5850.000	10.07	34.61	38.11	48.43	55.00	122.20	-67.20	peak
3	5860.000	10.10	34.62	38.11	47.06	53.67	109.40	-55.73	peak

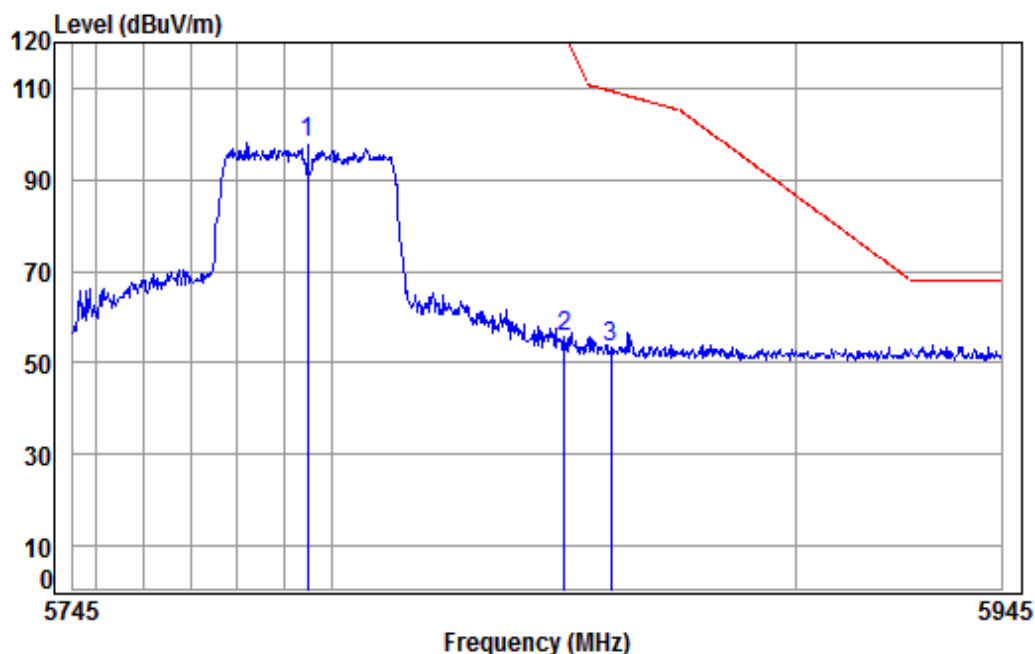


SGS-CSTC Standards Technical Services Co., Ltd. Shenzhen Branch

Report No.: SZEM180100021802

Page: 775 of 818

Test mode:	802.11ac(HT40)	Frequency(MHz):	5795	Peak	Horizontal
------------	----------------	-----------------	------	------	------------



Condition: 3m HORIZONTAL

Job No : 0217RG

Mode : 5795 Band edge

: Ant 1+2 5G WIFI 11AC(40) CH159

		Cable	Ant	Preamp	Read		Limit	Over	
Freq	Loss	Factor	Factor	Level	Level	Line	Limit	Remark	
MHz	dB	dB/m	dB	dBuV	dBuV/m	dBuV/m	dB		
1 pp 5795.000	9.88	34.58	38.12	91.89	98.23	125.20	-26.97	peak	
2 5850.000	10.07	34.61	38.11	49.04	55.61	122.20	-66.59	peak	
3 5860.000	10.10	34.62	38.11	46.87	53.48	109.40	-55.92	peak	

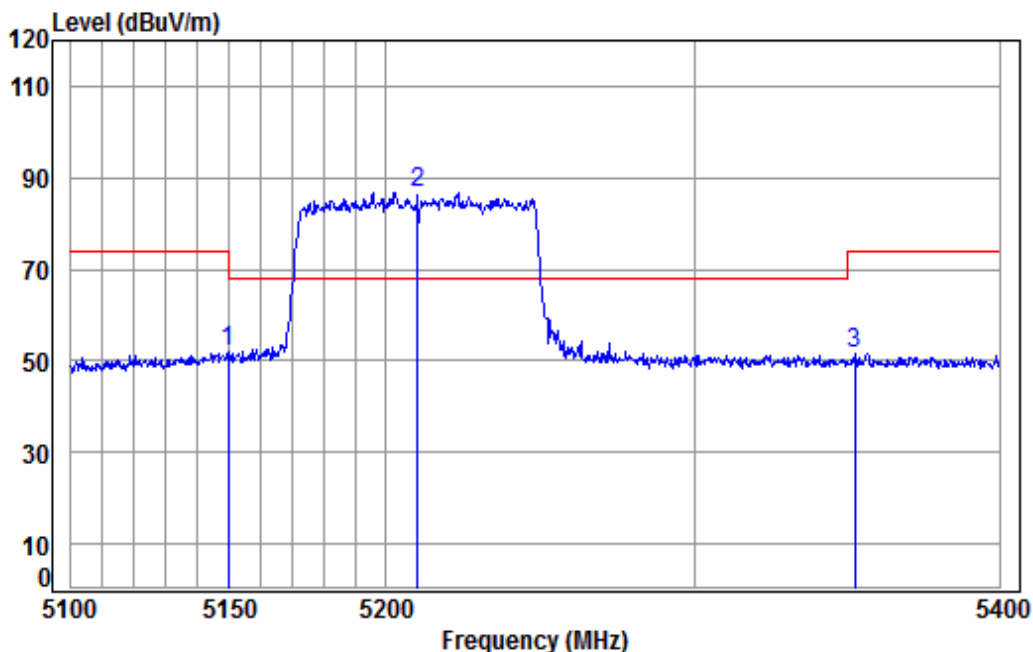


SGS-CSTC Standards Technical Services Co., Ltd.
Shenzhen Branch

Report No.: SZEM180100021802

Page: 776 of 818

Test mode:	802.11ac(HT80)	Frequency(MHz):	5210	Peak	Vertical
------------	----------------	-----------------	------	------	----------



Condition: 3m VERTICAL

Job No : 0217RG

Mode : 5210 Band edge

: Ant 1+2 5G WIFI 11AC(80) CH42

		Cable	Ant	Preamp	Read		Limit	Over	
	Freq	Loss	Factor	Factor	Level	Level	Line	Limit	Remark
	MHz	dB	dB/m	dB	dBuV	dBuV/m	dBuV/m	dB	
1	5149.503	8.32	34.47	38.18	47.19	51.80	74.00	-22.20	Peak
2	pp 5210.000	8.42	34.46	38.18	82.19	86.89	68.20	18.69	Peak
3	5352.064	8.63	34.43	38.16	46.69	51.59	74.00	-22.41	Peak

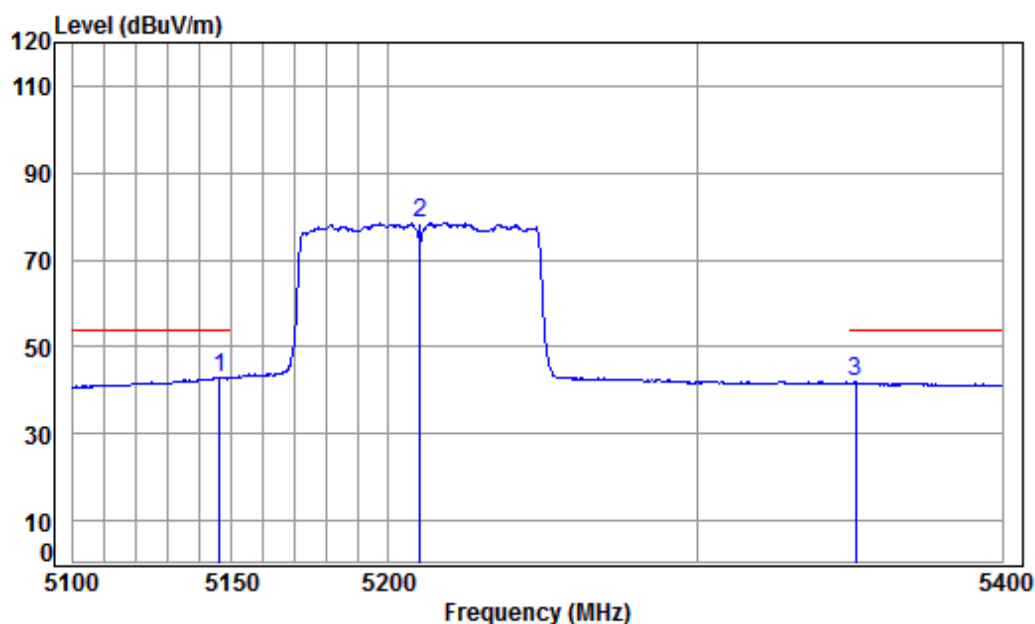


SGS-CSTC Standards Technical Services Co., Ltd.
Shenzhen Branch

Report No.: SZEM180100021802

Page: 777 of 818

Test mode:	802.11ac(HT80)	Frequency(MHz):	5210	Average	Vertical
------------	----------------	-----------------	------	---------	----------



Condition: 3m VERTICAL

Job No : 0217RG

Mode : 5210 Band edge

: Ant 1+2 5G WIFI 11AC(80) CH42

		Cable	Ant	Preamp	Read	Limit	Over	
	Freq	Loss	Factor	Factor	Level	Level	Line	Limit Remark
	MHz	dB	dB/m	dB	dBuV	dBuV/m	dBuV/m	dB
1 pp	5146.267	8.32	34.47	38.18	38.32	42.93	54.00	-11.07 Average
2	5210.000	8.42	34.46	38.18	73.78	78.48	-----	----- Average
3	5351.452	8.63	34.43	38.16	36.96	41.86	54.00	-12.14 Average

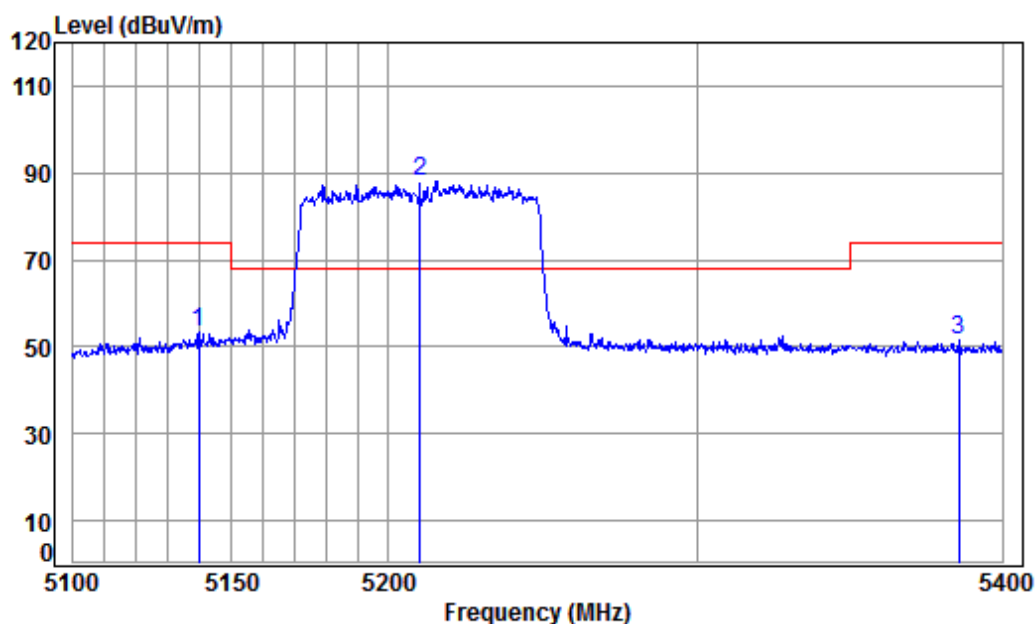


SGS-CSTC Standards Technical Services Co., Ltd. Shenzhen Branch

Report No.: SZEM180100021802

Page: 778 of 818

Test mode:	802.11ac(HT80)	Frequency(MHz):	5210	Peak	Horizontal
------------	----------------	-----------------	------	------	------------



Condition: 3m HORIZONTAL

Job No : 0217RG

Mode : 5210 Band edge

: Ant 1+2 5G WIFI 11AC(80) CH42

		Cable	Ant	Preamp	Read		Limit	Over	
	Freq	Loss	Factor	Factor	Level	Level	Line	Limit	Remark
	MHz	dB	dB/m	dB	dBuV	dBuV/m	dBuV/m	dB	
1	5139.506	8.31	34.47	38.18	48.81	53.41	74.00	-20.59	peak
2	pp 5210.000	8.42	34.46	38.18	83.39	88.09	68.20	19.89	peak
3	5385.513	8.68	34.42	38.16	46.53	51.47	74.00	-22.53	peak

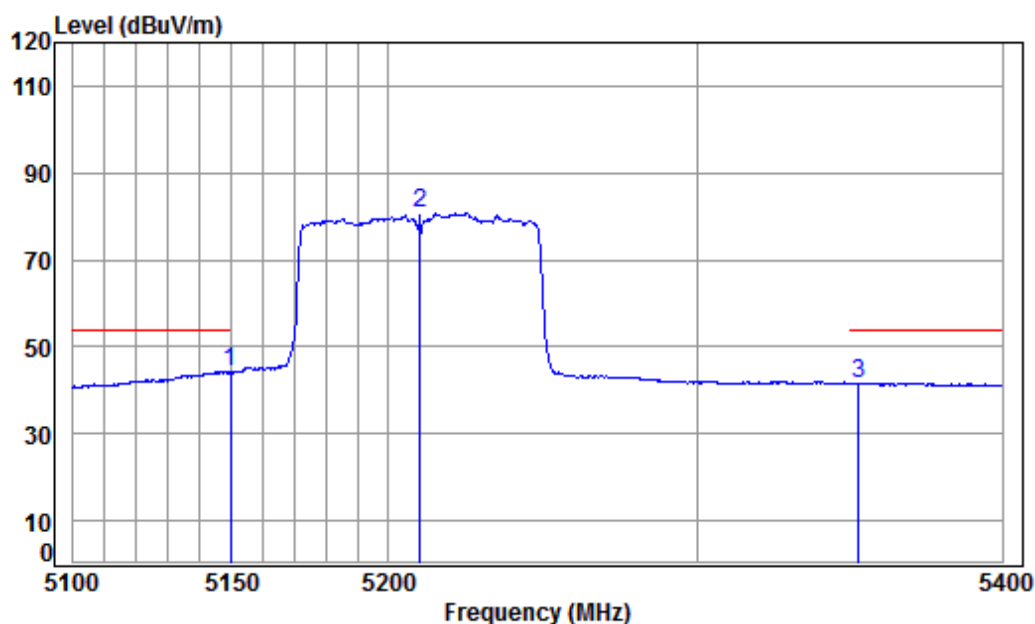


SGS-CSTC Standards Technical Services Co., Ltd. Shenzhen Branch

Report No.: SZEM180100021802

Page: 779 of 818

Test mode:	802.11ac(HT80)	Frequency(MHz):	5210	Average	Horizontal
------------	----------------	-----------------	------	---------	------------



Condition: 3m HORIZONTAL

Job No : 0217RG

Mode : 5210 Band edge

: Ant 1+2 5G WIFI 11AC(80) CH42

		Cable	Ant	Preamp	Read		Limit	Over	
Freq	Loss	Factor	Factor	Level	Level	Line	Limit	Remark	
MHz	dB	dB/m	dB	dBuV	dBuV/m	dBuV/m	dB		
1 pp 5149.503	8.32	34.47	38.18	39.67	44.28	54.00	-9.72	Average	
2 5210.000	8.42	34.46	38.18	76.14	80.84	-----	-----	Average	
3 5352.370	8.63	34.43	38.16	36.81	41.71	54.00	-12.29	Average	

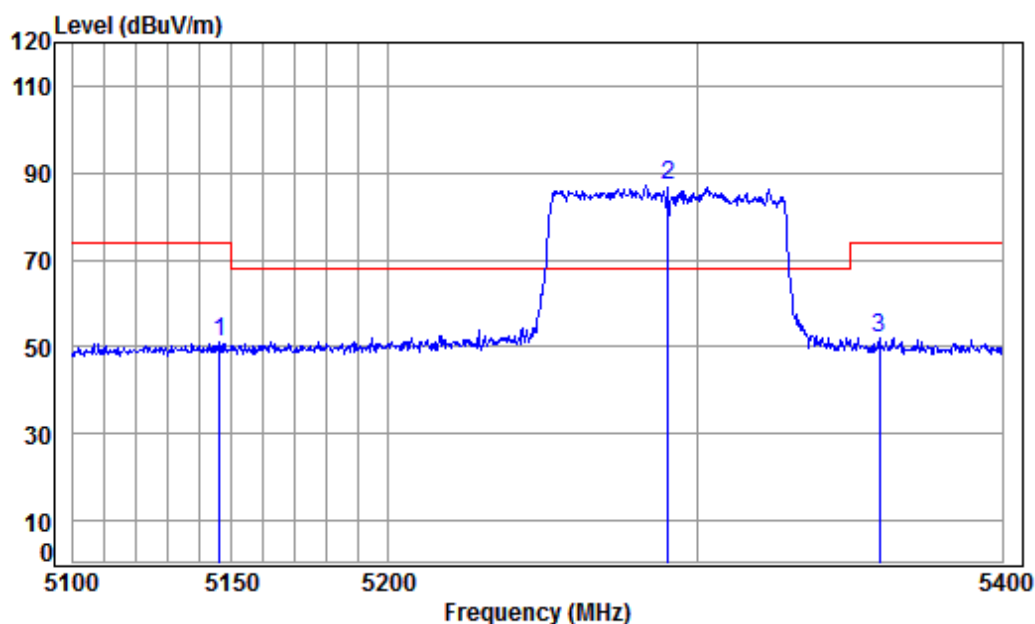


SGS-CSTC Standards Technical Services Co., Ltd.
Shenzhen Branch

Report No.: SZEM180100021802

Page: 780 of 818

Test mode:	802.11ac(HT80)	Frequency(MHz):	5290	Peak	Vertical
------------	----------------	-----------------	------	------	----------



Condition: 3m VERTICAL

Job No : 0217RG

Mode : 5290 Band edge

: Ant 1+2 5G WIFI 11AC(80) CH58

	Freq	Cable Loss	Ant Factor	Preamplifier Factor	Read Level	Limit Line	Over Limit	Remark
	MHz	dB	dB/m	dB	dBuV	dBuV/m	dBuV/m	dB
1	5146.267	8.32	34.47	38.18	46.33	50.94	74.00	-23.06 Peak
2 pp	5290.000	8.54	34.44	38.17	82.22	87.03	68.20	18.83 Peak
3	5359.411	8.64	34.43	38.16	47.00	51.91	74.00	-22.09 Peak

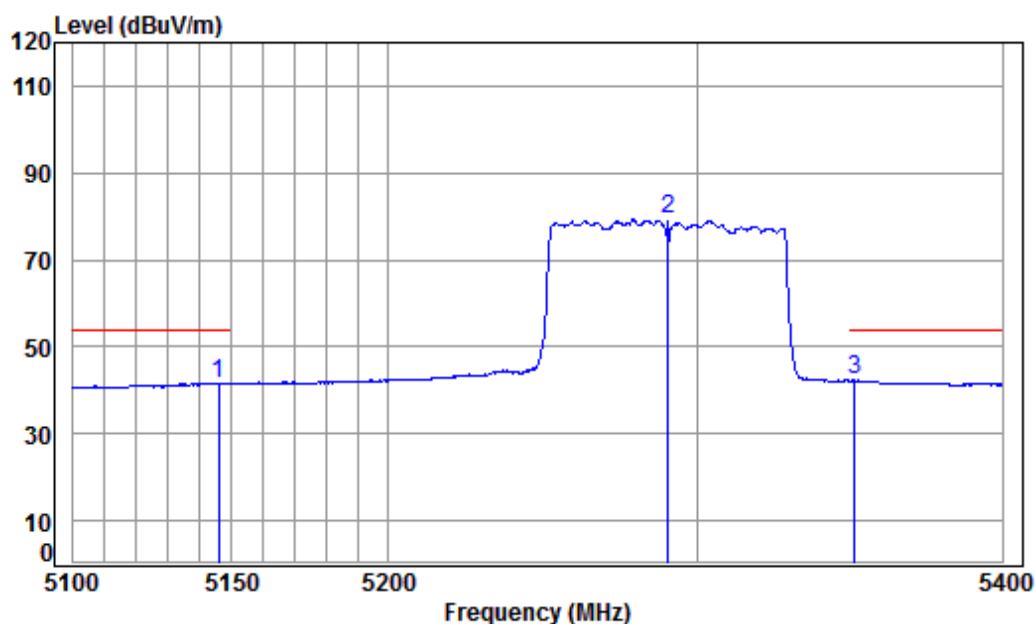


SGS-CSTC Standards Technical Services Co., Ltd.
Shenzhen Branch

Report No.: SZEM180100021802

Page: 781 of 818

Test mode:	802.11ac(HT80)	Frequency(MHz):	5290	Average	Vertical
------------	----------------	-----------------	------	---------	----------



Condition: 3m VERTICAL

Job No : 0217RG

Mode : 5290 Band edge

: Ant 1+2 5G WIFI 11AC(80) CH58

	Freq	Cable Loss	Ant Factor	Preamplifier Factor	Read Level	Limit Level	Over Limit	Remark
	MHz	dB	dB/m	dB	dBuV	dBuV/m	dBuV/m	dB
1	5145.973	8.32	34.47	38.18	37.05	41.66	54.00	-12.34 Average
2	5290.000	8.54	34.44	38.17	74.47	79.28	-----	----- Average
3 pp	5351.146	8.63	34.43	38.16	37.35	42.25	54.00	-11.75 Average

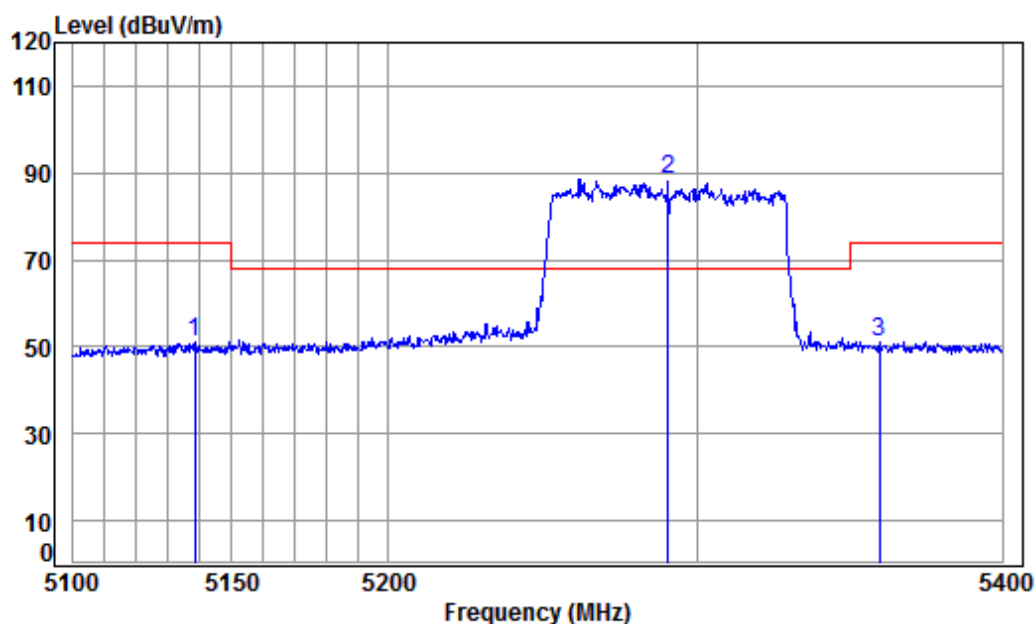


SGS-CSTC Standards Technical Services Co., Ltd.
Shenzhen Branch

Report No.: SZEM180100021802

Page: 782 of 818

Test mode:	802.11ac(HT80)	Frequency(MHz):	5290	Peak	Horizontal
------------	----------------	-----------------	------	------	------------



Condition: 3m HORIZONTAL

Job No : 0217RG

Mode : 5290 Band edge

: Ant 1+2 5G WIFI 11AC(80) CH58

	Freq	Cable Loss	Ant Factor	Preamplifier Factor	Read Level	Limit Level	Limit Line	Over Limit	Remark
	MHz	dB	dB/m	dB	dBuV	dBuV/m	dBuV/m	dB	
1	5138.331	8.31	34.47	38.19	46.59	51.18	74.00	-22.82	peak
2	pp 5290.000	8.54	34.44	38.17	83.60	88.41	68.20	20.21	peak
3	5359.411	8.64	34.43	38.16	46.38	51.29	74.00	-22.71	peak

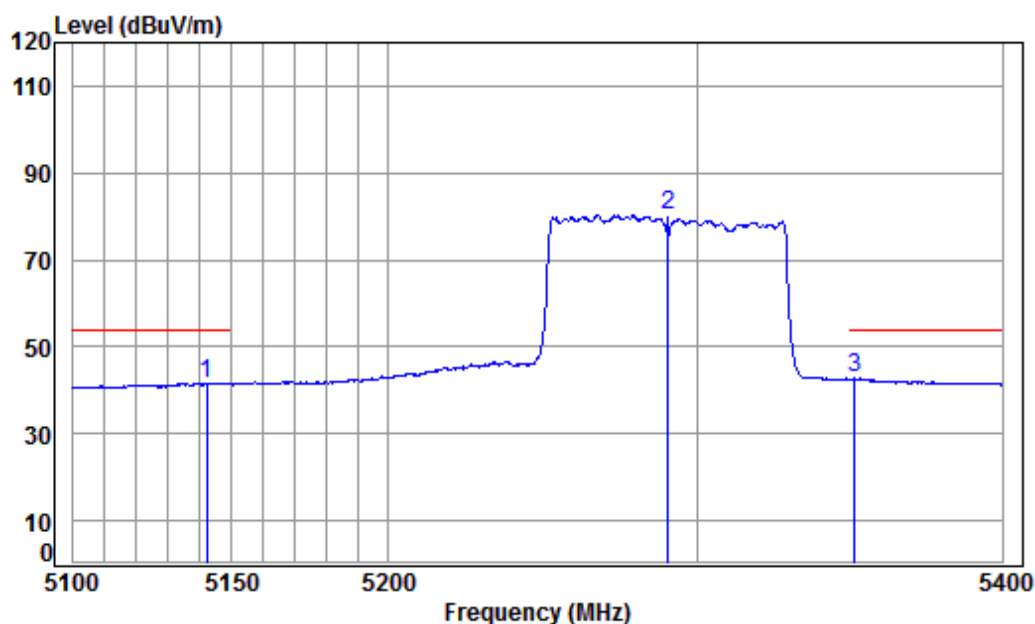


SGS-CSTC Standards Technical Services Co., Ltd. Shenzhen Branch

Report No.: SZEM180100021802

Page: 783 of 818

Test mode:	802.11ac(HT80)	Frequency(MHz):	5290	Average	Horizontal
------------	----------------	-----------------	------	---------	------------



Condition: 3m HORIZONTAL

Job No : 0217RG

Mode : 5290 Band edge

: Ant 1+2 5G WIFI 11AC(80) CH58

	Freq	Cable Loss	Ant Factor	Preamplifier Factor	Read Level	Limit Line	Over Limit	Remark
	MHz	dB	dB/m	dB	dBuV	dBuV/m	dBuV/m	dB
1	5142.150	8.31	34.47	38.18	37.07	41.67	54.00	-12.33 Average
2	5290.000	8.54	34.44	38.17	75.57	80.38	-----	----- Average
3 pp	5351.146	8.63	34.43	38.16	37.81	42.71	54.00	-11.29 Average

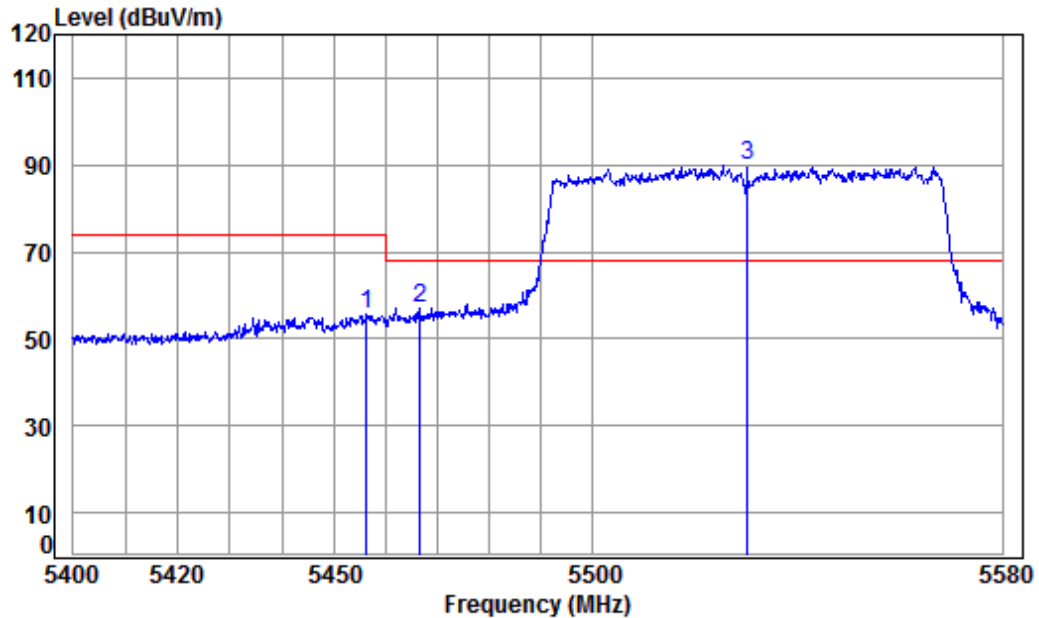


SGS-CSTC Standards Technical Services Co., Ltd.
Shenzhen Branch

Report No.: SZEM180100021802

Page: 784 of 818

Test mode:	802.11ac(HT80)	Frequency(MHz):	5530	Peak	Vertical
------------	----------------	-----------------	------	------	----------



Condition: 3m VERTICAL

Job No : 0217RG

Mode : 5530 Band edge

: Ant 1+2 5G WIFI 11AC(80) CH106

	Freq	Cable Loss	Ant Factor	Preamplifier Factor	Read Level	Limit Level	Limit Line	Over Limit	Remark
	MHz	dB	dB/m	dB	dBuV	dBuV/m	dBuV/m	dB	
1	5456.244	8.79	34.41	38.15	50.51	55.56	74.00	-18.44	Peak
2	5466.451	8.80	34.41	38.15	52.03	57.09	68.20	-11.11	peak
3 pp	5530.000	8.96	34.42	38.14	84.63	89.87	68.20	21.67	Peak

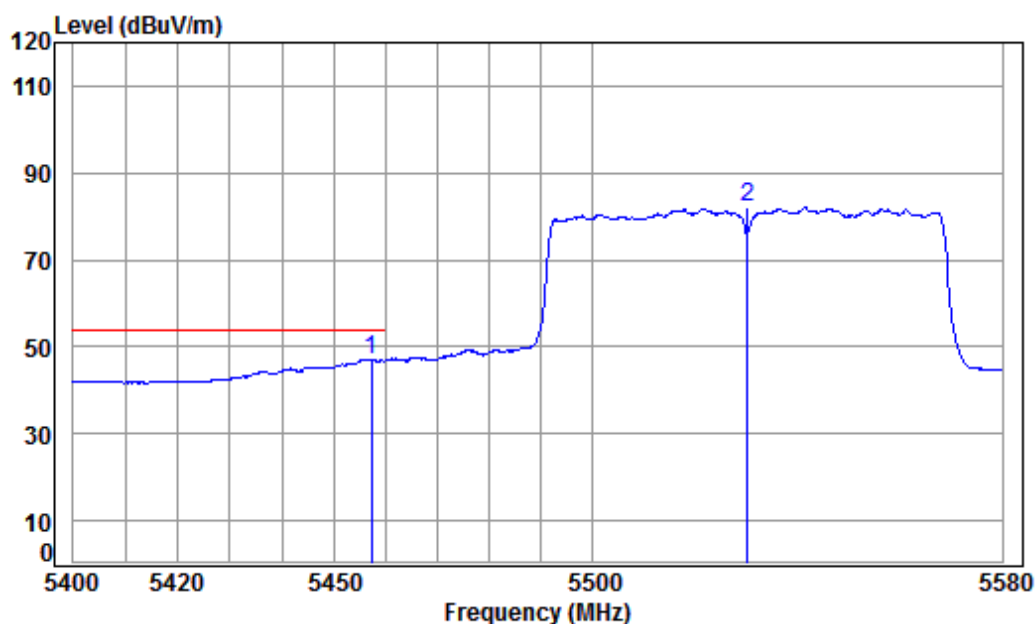


SGS-CSTC Standards Technical Services Co., Ltd.
Shenzhen Branch

Report No.: SZEM180100021802

Page: 785 of 818

Test mode:	802.11ac(HT80)	Frequency(MHz):	5530	Average	Vertical
------------	----------------	-----------------	------	---------	----------



Condition: 3m VERTICAL

Job No : 0217RG

Mode : 5530 Band edge

: Ant 1+2 5G WIFI 11AC(80) CH106

		Cable	Ant	Preamp	Read	Limit	Over	
	Freq	Loss	Factor	Factor	Level	Level	Line	Limit Remark
	MHz	dB	dB/m	dB	dBuV	dBuV/m	dBuV/m	dB
1 pp	5457.138	8.79	34.41	38.15	41.97	47.02	54.00	-6.98 Average
2	5530.000	8.96	34.42	38.14	76.68	81.92	-----	----- Average

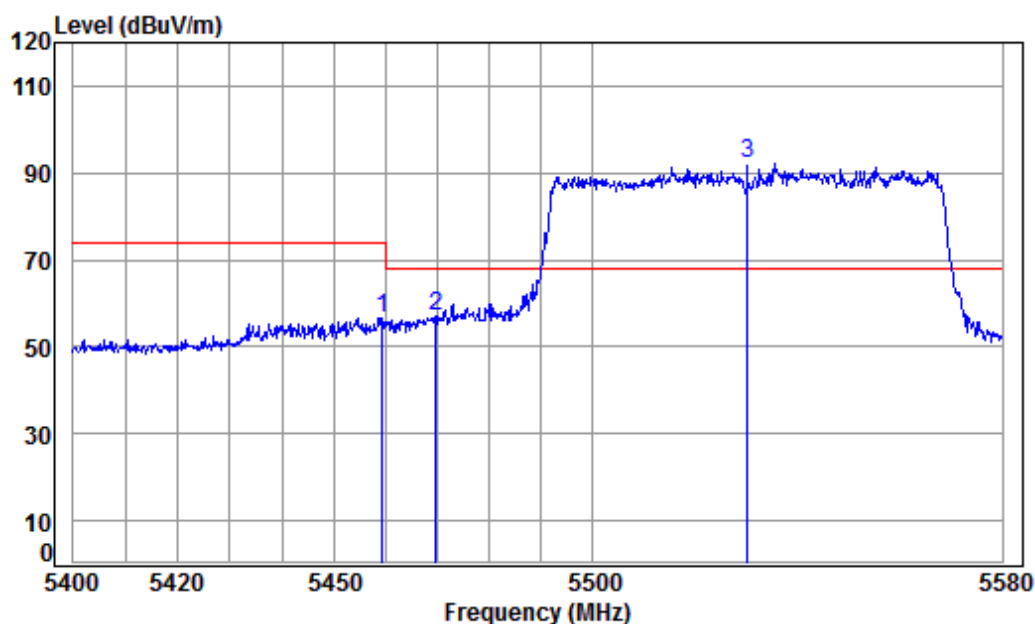


SGS-CSTC Standards Technical Services Co., Ltd.
Shenzhen Branch

Report No.: SZEM180100021802

Page: 786 of 818

Test mode:	802.11ac(HT80)	Frequency(MHz):	5530	Peak	Horizontal
------------	----------------	-----------------	------	------	------------



Condition: 3m HORIZONTAL

Job No : 0217RG

Mode : 5530 Band edge

: Ant 1+2 5G WIFI 11AC(80) CH106

	Freq	Cable Loss	Ant Factor	Preamplifier Factor	Read Level	Limit Level	Limit Line	Over Limit	Remark
	MHz	dB	dB/m	dB	dBuV	dBuV/m	dBuV/m	dB	
1	5459.286	8.79	34.41	38.15	51.61	56.66	74.00	-17.34	peak
2	5469.678	8.81	34.41	38.15	51.90	56.97	68.20	-11.23	peak
3 pp	5530.000	8.96	34.42	38.14	86.84	92.08	68.20	23.88	peak

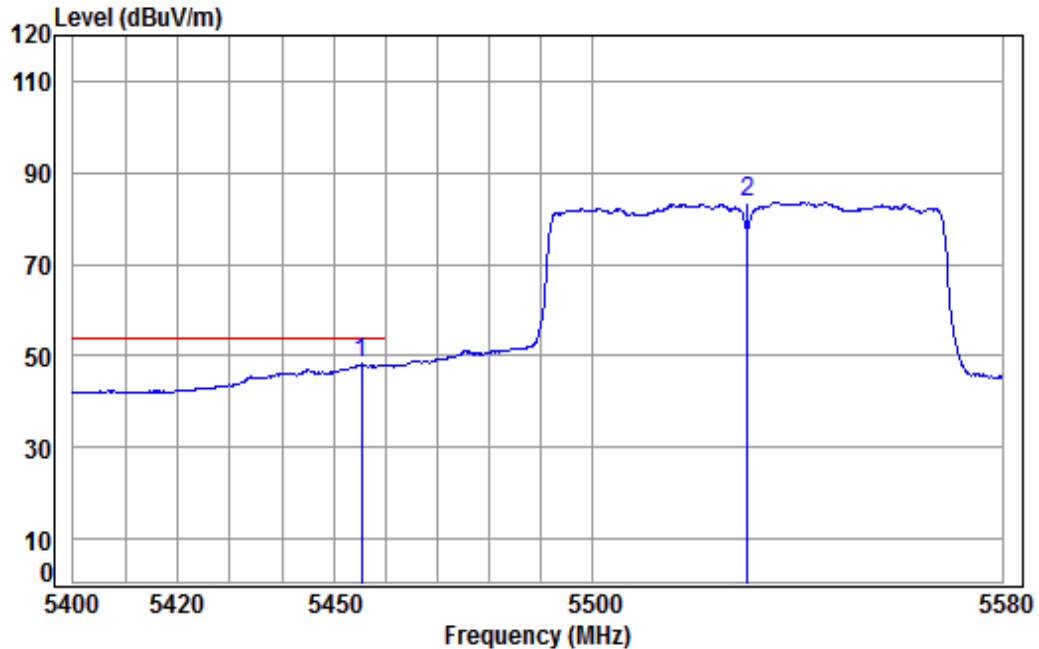


SGS-CSTC Standards Technical Services Co., Ltd. Shenzhen Branch

Report No.: SZEM180100021802

Page: 787 of 818

Test mode:	802.11ac(HT80)	Frequency(MHz):	5530	Average	Horizontal
------------	----------------	-----------------	------	---------	------------



Condition: 3m HORIZONTAL

Job No : 0217RG

Mode : 5530 Band edge

: Ant 1+2 5G WIFI 11AC(80) CH106

		Cable	Ant	Preamp	Read	Limit	Over	
Freq	Loss	Factor	Factor	Level	Level	Line	Limit	Remark
MHz	dB	dB/m	dB	dBuV	dBuV/m	dBuV/m	dB	
1 pp 5455.349	8.79	34.41	38.15	43.09	48.14	54.00	-5.86	Average
2 5530.000	8.96	34.42	38.14	78.27	83.51	-----	-----	Average

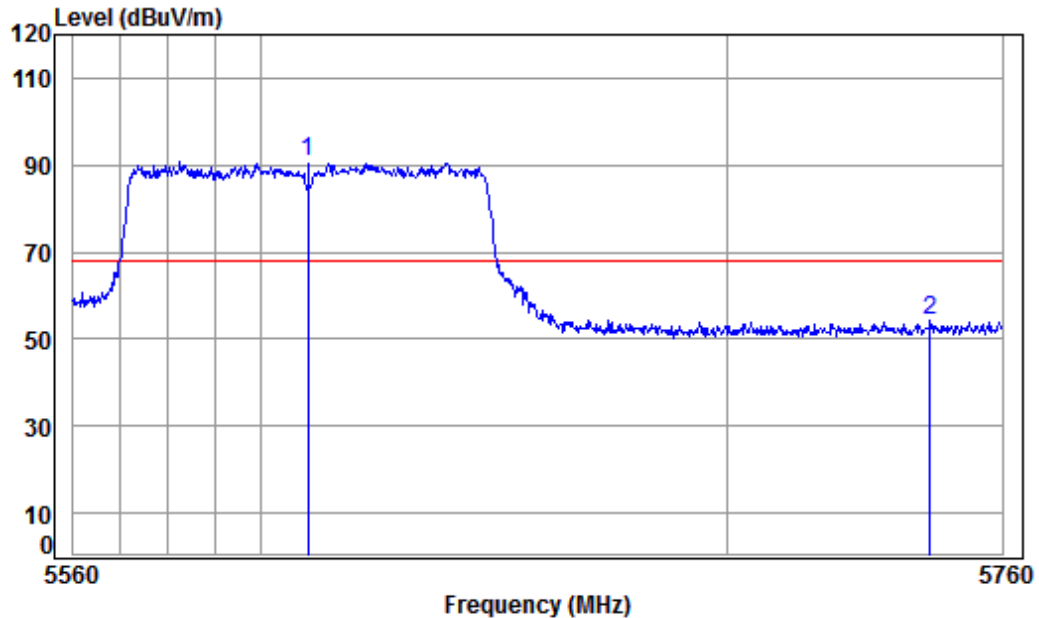


SGS-CSTC Standards Technical Services Co., Ltd.
Shenzhen Branch

Report No.: SZEM180100021802

Page: 788 of 818

Test mode:	802.11ac(HT80)	Frequency(MHz):	5610	Peak	Vertical
------------	----------------	-----------------	------	------	----------



Condition: 3m VERTICAL

Job No : 0217RG

Mode : 5610 Band edge

: Ant 1+2 5G WIFI 11AC(80) CH122

		Cable	Ant	Preamp	Read		Limit	Over	
	Freq	Loss	Factor	Factor	Level	Level	Line	Limit	Remark
	MHz	dB	dB/m	dB	dBuV	dBuV/m	dBuV/m	dB	
1	pp 5610.000	9.24	34.47	38.14	85.18	90.75	68.20	22.55	Peak
2	5744.145	9.71	34.55	38.12	47.93	54.07	68.20	-14.13	Peak

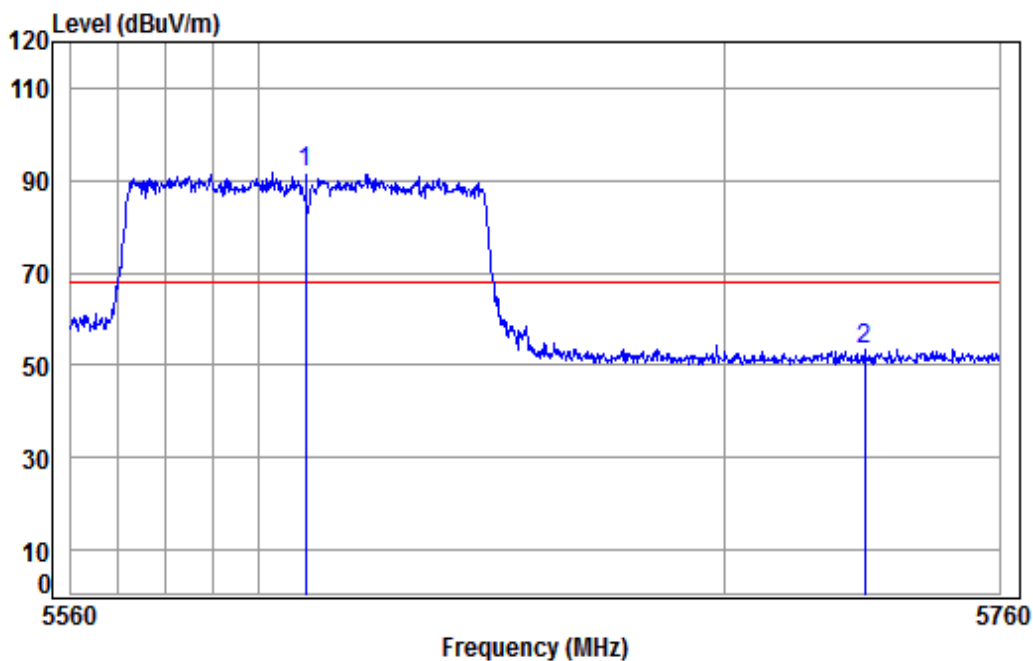


SGS-CSTC Standards Technical Services Co., Ltd.
Shenzhen Branch

Report No.: SZEM180100021802

Page: 789 of 818

Test mode:	802.11ac(HT80)	Frequency(MHz):	5610	Peak	Horizontal
------------	----------------	-----------------	------	------	------------



Condition: 3m HORIZONTAL

Job No : 0217RG

Mode : 5610 Band edge

: Ant 1+2 5G WIFI 11AC(80) CH122

		Cable	Ant	Preamp	Read		Limit	Over	
	Freq	Loss	Factor	Factor	Level	Level	Line	Limit	Remark
	MHz	dB	dB/m	dB	dBuV	dBuV/m	dBuV/m	dB	
1	pp 5610.000	9.24	34.47	38.14	85.97	91.54	68.20	23.34	peak
2	5730.560	9.66	34.54	38.13	47.33	53.40	68.20	-14.80	peak

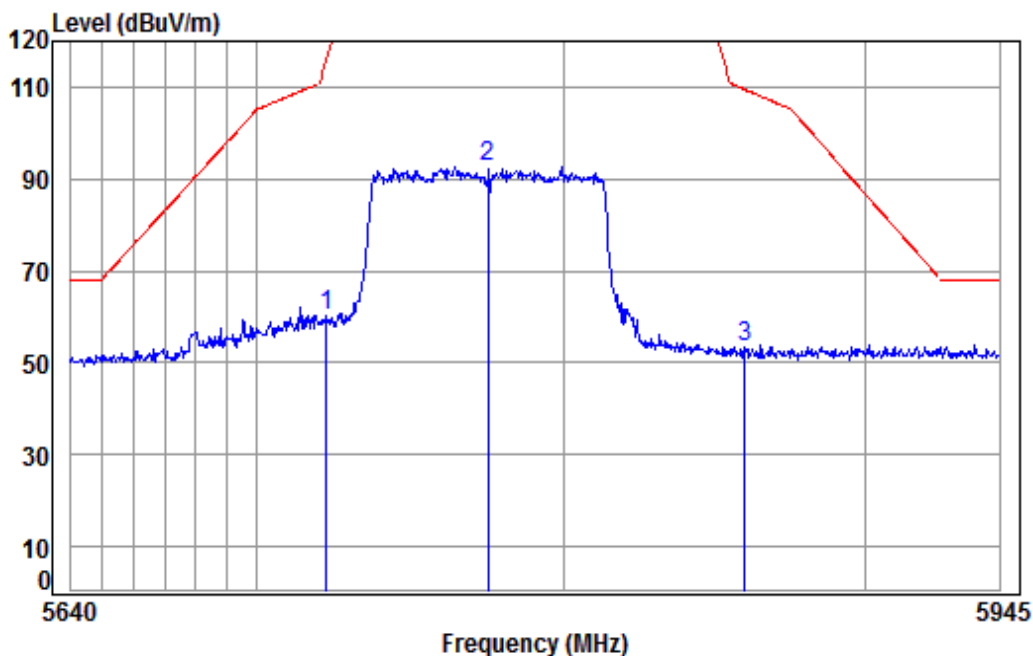


SGS-CSTC Standards Technical Services Co., Ltd. Shenzhen Branch

Report No.: SZEM180100021802

Page: 790 of 818

Test mode:	802.11ac(HT80)	Frequency(MHz):	5775	Peak	Vertical
------------	----------------	-----------------	------	------	----------



Condition: 3m VERTICAL

Job No : 0217RG

Mode : 5775 Band edge

: Ant 1+2 5G WIFI 11AC(80) CH155

		Cable	Ant	Preamp	Read		Limit	Over	
	Freq	Loss	Factor	Factor	Level	Level	Line	Limit	Remark
	MHz	dB	dB/m	dB	dBuV	dBuV/m	dBuV/m	dB	
1	5722.280	9.63	34.54	38.13	54.35	60.39	116.00	-55.61	peak
2 pp	5775.000	9.81	34.57	38.12	86.23	92.49	125.20	-32.71	peak
3	5859.826	10.10	34.62	38.11	46.67	53.28	109.45	-56.17	peak

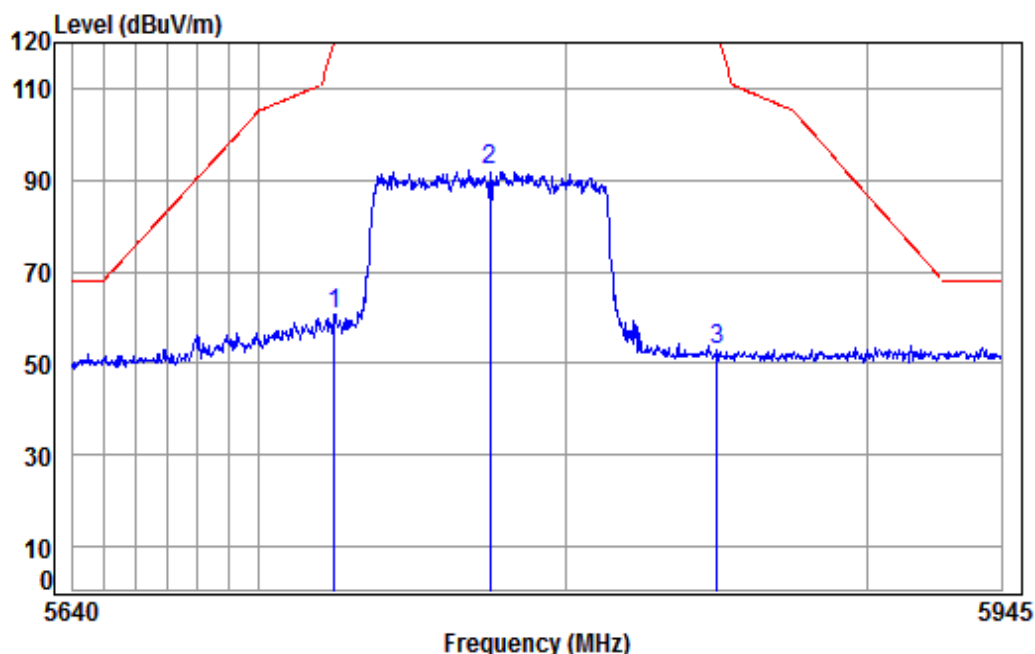


SGS-CSTC Standards Technical Services Co., Ltd.
Shenzhen Branch

Report No.: SZEM180100021802

Page: 791 of 818

Test mode:	802.11ac(HT80)	Frequency(MHz):	5775	Peak	Horizontal
------------	----------------	-----------------	------	------	------------



Condition: 3m HORIZONTAL

Job No : 0217RG

Mode : 5775 Band edge

: Ant 1+2 5G WIFI 11AC(80) CH155

		Cable	Ant	Preamp	Read		Limit	Over	
	Freq	Loss	Factor	Factor	Level	Level	Line	Limit	Remark
	MHz	dB	dB/m	dB	dBuV	dBuV/m	dBuV/m	dB	
1	5724.390	9.64	34.54	38.13	54.82	60.87	120.81	-59.94	peak
2	5775.000	9.81	34.57	38.12	85.82	92.08	125.20	-33.12	peak
3	5849.958	10.07	34.61	38.11	46.36	52.93	125.20	-72.27	peak



SGS-CSTC Standards Technical Services Co., Ltd.
Shenzhen Branch

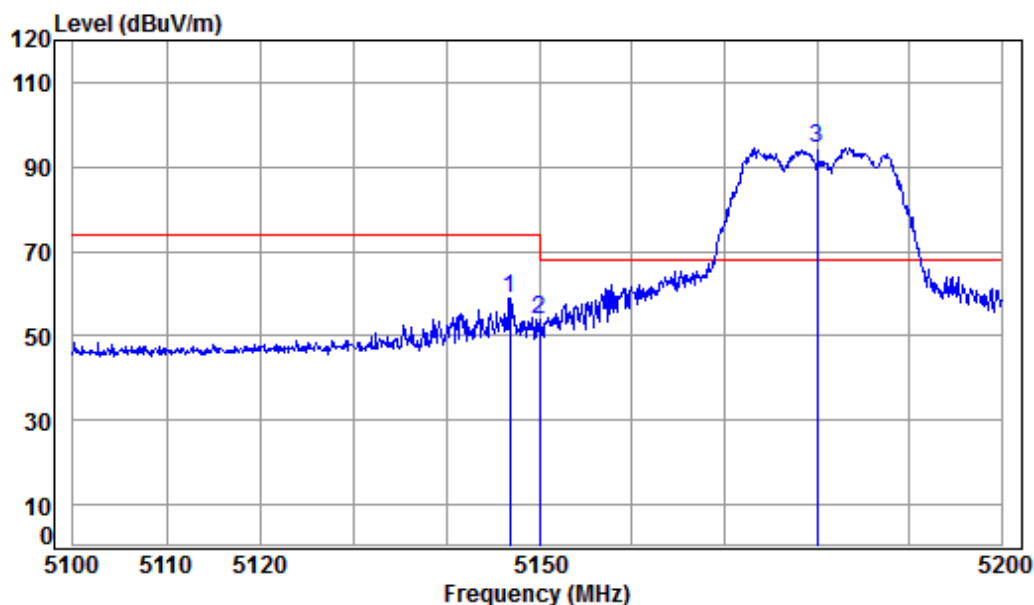
Report No.: SZEM180100021802

Page: 792 of 818

CDD

Test plot as follows:

Test mode:	802.11a	Frequency(MHz):	5180	Peak	Vertical
------------	---------	-----------------	------	------	----------



Condition: 3m VERTICAL

Job No : 0217RG

Mode : 5180 Band edge

: Ant CDD 5G WIFI 11A CH36

		Cable	Ant	Preamp	Read		Limit	Over	
	Freq	Loss	Factor	Factor	Level	Level	Line	Limit	Remark
	MHz	dB	dB/m	dB	dBuV	dBuV/m	dBuV/m	dB	
1	5146.858	8.32	34.47	42.36	58.65	59.08	74.00	-14.92	Peak
2	5149.980	8.33	34.47	42.36	53.59	54.03	74.00	-19.97	Peak
3 pp	5180.000	8.37	34.46	42.33	94.13	94.63	68.20	26.43	Peak

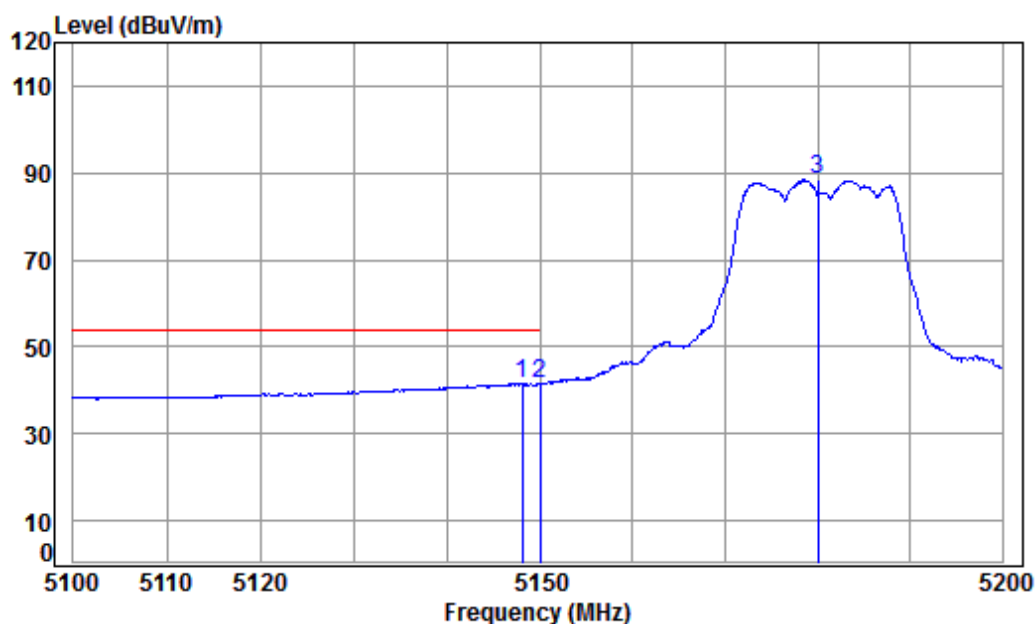


SGS-CSTC Standards Technical Services Co., Ltd.
Shenzhen Branch

Report No.: SZEM180100021802

Page: 793 of 818

Test mode:	802.11a	Frequency(MHz):	5180	Average	Vertical
------------	---------	-----------------	------	---------	----------



Condition: 3m VERTICAL

Job No : 0217RG

Mode : 5180 Band edge

: Ant CDD 5G WIFI 11A CH36

		Cable	Ant	Preamp	Read		Limit	Over	
	Freq	Loss	Factor	Factor	Level	Level	Line	Limit	Remark
	MHz	dB	dB/m	dB	dBuV	dBuV/m	dBuV/m	dB	
1	5148.058	8.32	34.47	42.36	41.06	41.49	54.00	-12.51	Average
2	pp 5149.980	8.33	34.47	42.36	41.17	41.61	54.00	-12.39	Average
3	5180.000	8.37	34.46	42.33	87.83	88.33	-----	-----	Average

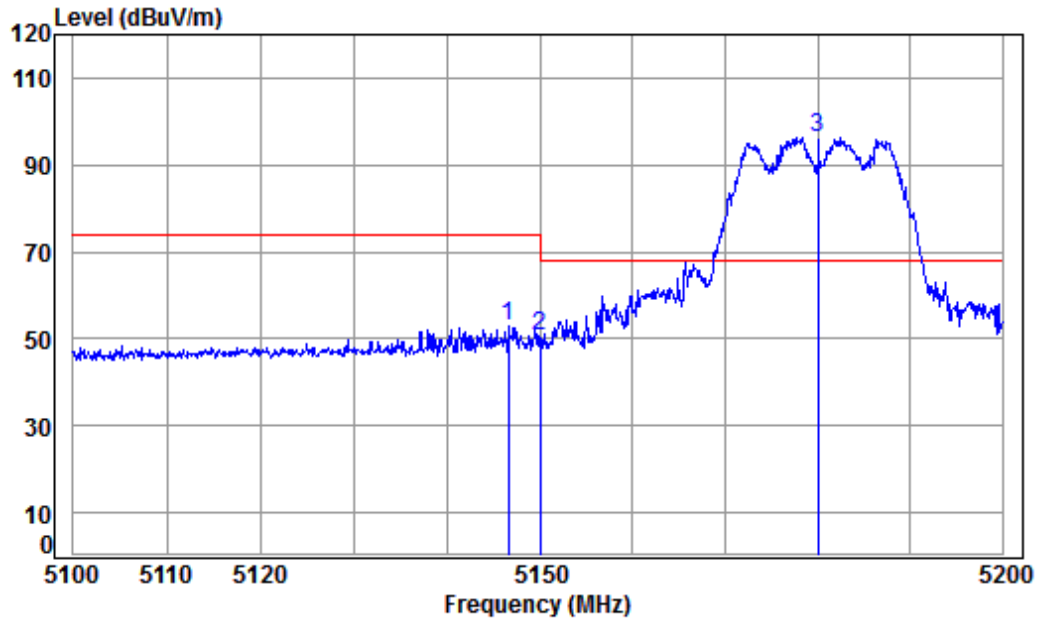


SGS-CSTC Standards Technical Services Co., Ltd.
Shenzhen Branch

Report No.: SZEM180100021802

Page: 794 of 818

Test mode:	802.11a	Frequency(MHz):	5180	Peak	Horizontal
------------	---------	-----------------	------	------	------------



Condition: 3m HORIZONTAL

Job No : 0217RG

Mode : 5180 Band edge

: Ant CDD 5G WIFI 11A CH36

	Freq	Cable Loss	Ant Factor	Preamp Factor	Read Level	Level	Limit Line	Over Limit	Remark
	MHz	dB	dB/m	dB	dBuV	dBuV/m	dBuV/m	dB	
1	5146.658	8.32	34.47	42.36	52.49	52.92	74.00	-21.08	peak
2	5149.980	8.33	34.47	42.36	50.20	50.64	74.00	-23.36	peak
3 pp	5180.000	8.37	34.46	42.33	95.89	96.39	68.20	28.19	peak

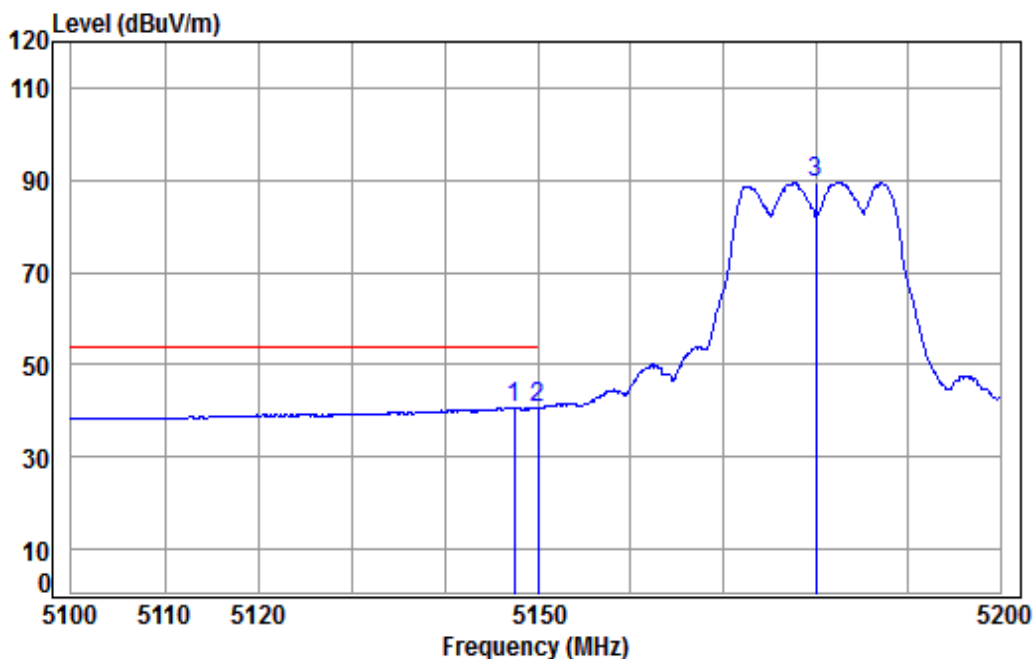


SGS-CSTC Standards Technical Services Co., Ltd. Shenzhen Branch

Report No.: SZEM180100021802

Page: 795 of 818

Test mode:	802.11a	Frequency(MHz):	5180	Average	Horizontal
------------	---------	-----------------	------	---------	------------



Condition: 3m HORIZONTAL

Job No : 0217RG

Mode : 5180 Band edge

: Ant CDD 5G WIFI 11A CH36

		Cable	Ant	Preamp	Read		Limit	Over	
	Freq	Loss	Factor	Factor	Level	Level	Line	Limit	Remark
	MHz	dB	dB/m	dB	dBuV	dBuV/m	dBuV/m	dB	
1 pp	5147.458	8.32	34.47	42.36	40.28	40.71	54.00	-13.29	Average
2	5149.980	8.33	34.47	42.36	40.16	40.60	54.00	-13.40	Average
3	5180.000	8.37	34.46	42.33	89.05	89.55	-----	-----	Average

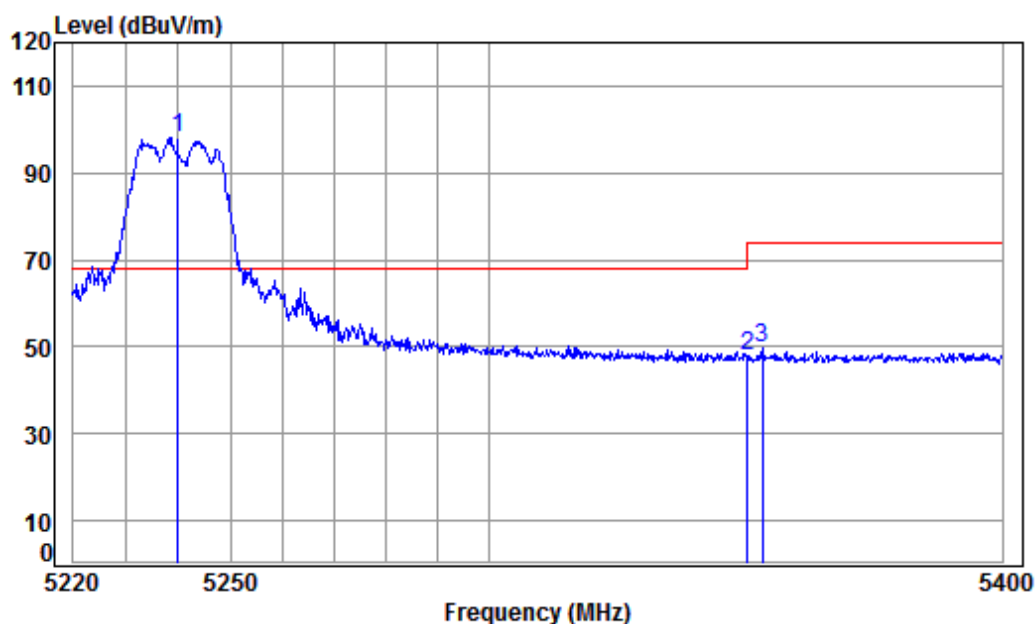


SGS-CSTC Standards Technical Services Co., Ltd. Shenzhen Branch

Report No.: SZEM180100021802

Page: 796 of 818

Test mode:	802.11a	Frequency(MHz):	5240	Peak	Vertical
------------	---------	-----------------	------	------	----------



Condition: 3m VERTICAL

Job No : 0217RG

Mode : 5240 Band edge

: Ant CDD 5G WIFI 11A CH48

	Freq	Cable Loss	Ant Factor	Preamplifier	Read Level	Limit Line	Over Limit	Remark
	MHz	dB	dB/m	dB	dBuV	dBuV/m	dBuV/m	dB
1 pp	5240.000	8.46	34.45	42.27	97.37	98.01	68.20	29.81 Peak
2	5350.020	8.63	34.43	42.17	47.01	47.90	74.00	-26.10 Peak
3	5352.974	8.63	34.43	42.17	48.69	49.58	74.00	-24.42 Peak

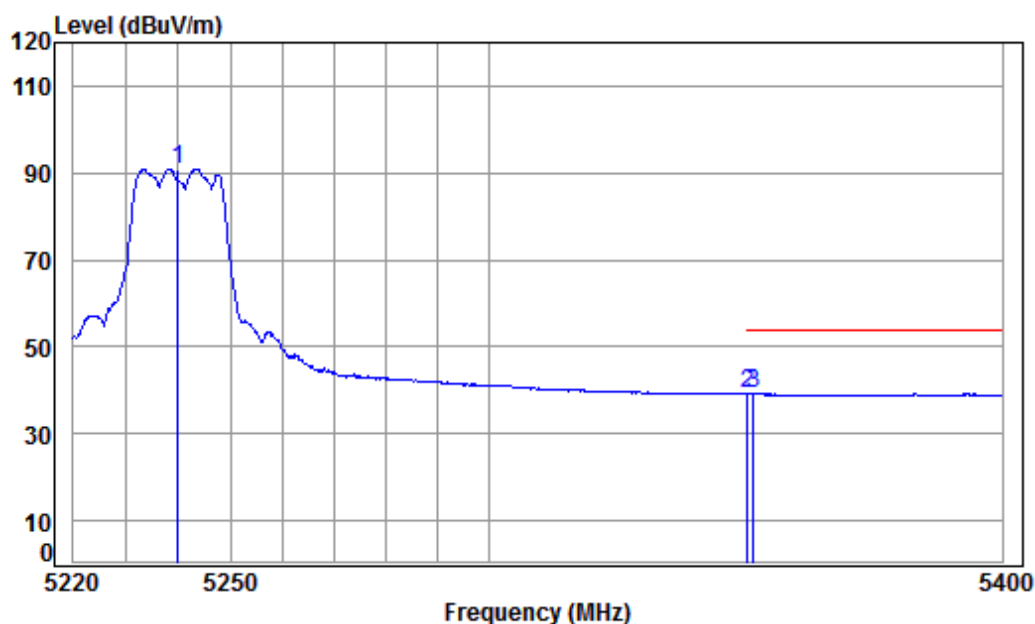


SGS-CSTC Standards Technical Services Co., Ltd.
Shenzhen Branch

Report No.: SZEM180100021802

Page: 797 of 818

Test mode:	802.11a	Frequency(MHz):	5240	Average	Vertical
------------	---------	-----------------	------	---------	----------



Condition: 3m VERTICAL

Job No : 0217RG

Mode : 5240 Band edge

: Ant CDD 5G WIFI 11A CH48

	Freq	Cable Loss	Ant Factor	Preamplifier Factor	Read Level	Limit Level	Limit Line	Over Limit	Remark
	MHz	dB	dB/m	dB	dBuV	dBuV/m	dBuV/m	dB	
1	5240.000	8.46	34.45	42.27	90.36	91.00	-----	-----	Average
2	5350.020	8.63	34.43	42.17	38.23	39.12	54.00	-14.88	Average
3 pp	5351.160	8.63	34.43	42.17	38.30	39.19	54.00	-14.81	Average

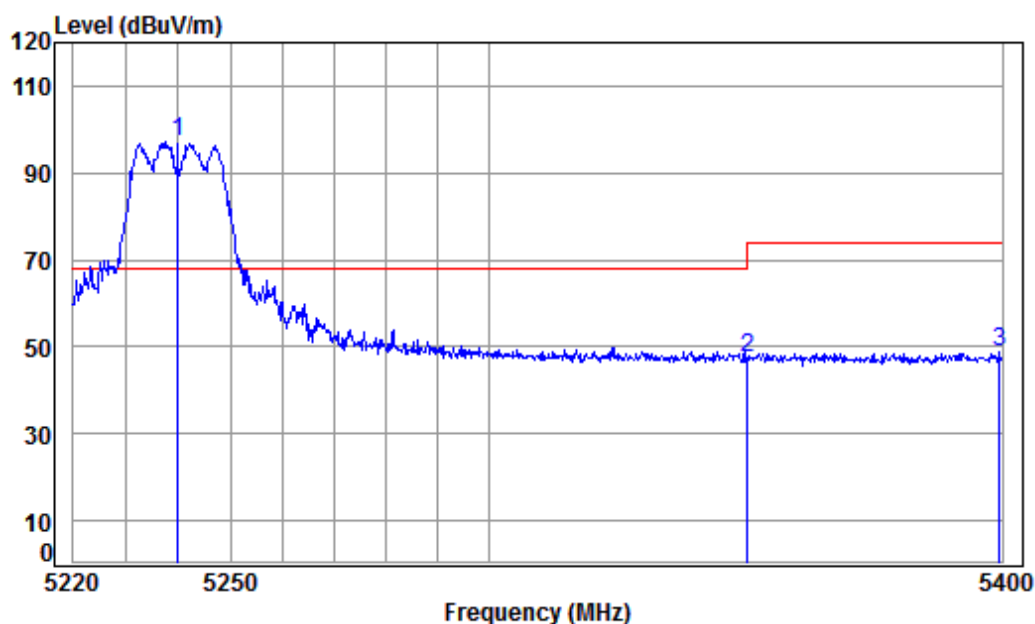


SGS-CSTC Standards Technical Services Co., Ltd.
Shenzhen Branch

Report No.: SZEM180100021802

Page: 798 of 818

Test mode:	802.11a	Frequency(MHz):	5240	Peak	Horizontal
------------	---------	-----------------	------	------	------------



Condition: 3m HORIZONTAL

Job No : 0217RG

Mode : 5240 Band edge

: Ant CDD 5G WIFI 11A CH48

	Freq	Cable Loss	Ant Factor	Preamplifier Factor	Read Level	Limit Level	Limit Line	Over Limit	Remark
	MHz	dB	dB/m	dB	dBuV	dBuV/m	dBuV/m	dB	
1 pp	5240.000	8.46	34.45	42.27	96.76	97.40	68.20	29.20	peak
2	5350.020	8.63	34.43	42.17	46.59	47.48	74.00	-26.52	peak
3	5399.451	8.70	34.42	42.12	47.61	48.61	74.00	-25.39	peak

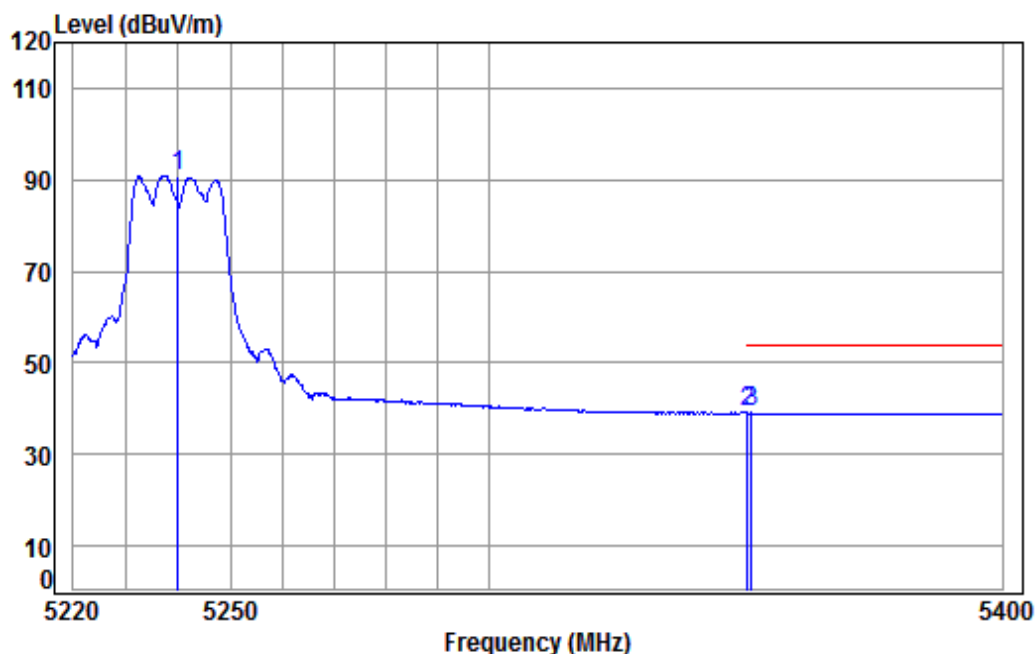


SGS-CSTC Standards Technical Services Co., Ltd. Shenzhen Branch

Report No.: SZEM180100021802

Page: 799 of 818

Test mode:	802.11a	Frequency(MHz):	5240	Average	Horizontal
------------	---------	-----------------	------	---------	------------



Condition: 3m HORIZONTAL

Job No : 0217RG

Mode : 5240 Band edge

: Ant CDD 5G WIFI 11A CH48

		Cable	Ant	Preamp	Read		Limit	Over	
	Freq	Loss	Factor	Factor	Level	Level	Line	Limit	Remark
	MHz	dB	dB/m	dB	dBuV	dBuV/m	dBuV/m	dB	
1	5240.000	8.46	34.45	42.27	90.23	90.87	-----	-----	Average
2	pp 5350.020	8.63	34.43	42.17	38.15	39.04	54.00	-14.96	Average
3	5350.797	8.63	34.43	42.17	38.14	39.03	54.00	-14.97	Average

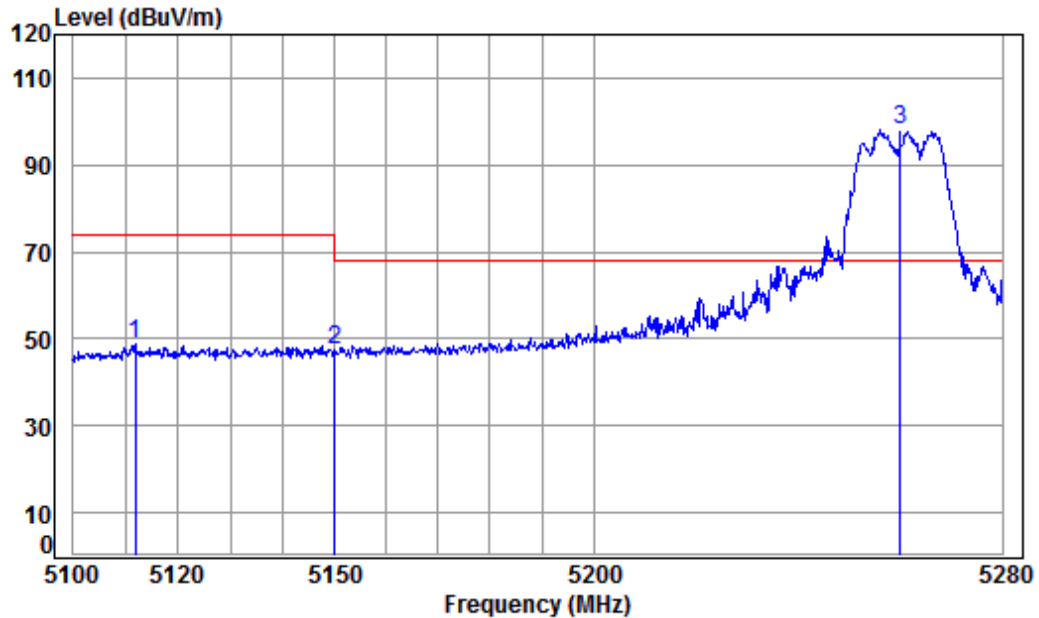


SGS-CSTC Standards Technical Services Co., Ltd.
Shenzhen Branch

Report No.: SZEM180100021802

Page: 800 of 818

Test mode:	802.11a	Frequency(MHz):	5260	Peak	Vertical
------------	---------	-----------------	------	------	----------



Condition: 3m VERTICAL

Job No : 0217RG

Mode : 5260 Band edge

: Ant CDD 5G WIFI 11A CH52

	Freq	Cable Loss	Ant Factor	Preamp Factor	Read Level	Level	Limit Line	Over Limit	Remark
	MHz	dB	dB/m	dB	dBuV	dBuV/m	dBuV/m	dB	
1	5111.866	8.27	34.48	42.39	48.55	48.91	74.00	-25.09	Peak
2	5149.980	8.33	34.47	42.36	46.81	47.25	74.00	-26.75	Peak
3 pp	5260.000	8.49	34.45	42.25	97.31	98.00	68.20	29.80	Peak

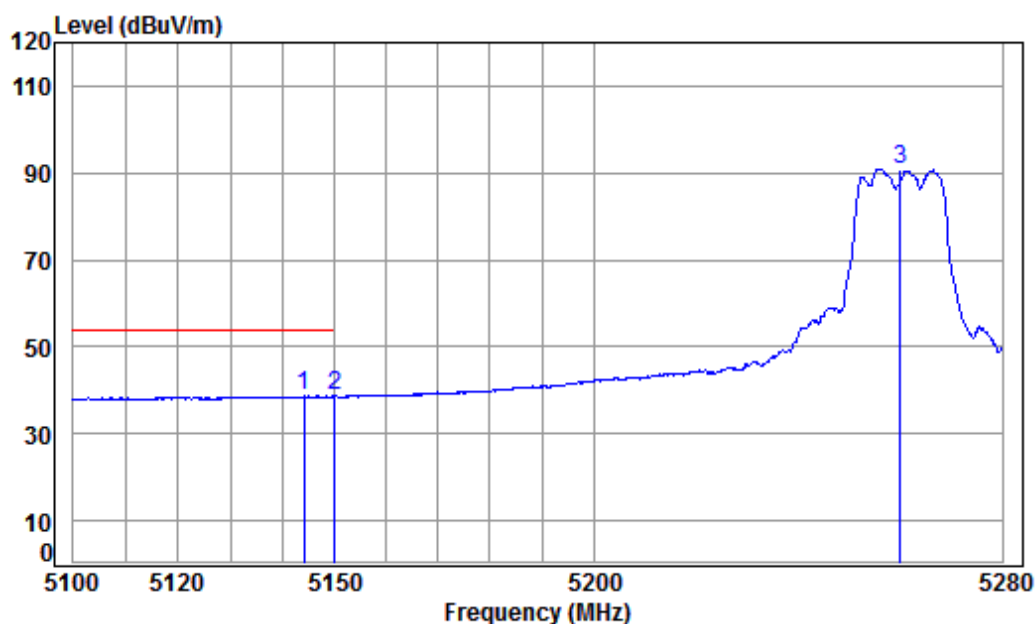


SGS-CSTC Standards Technical Services Co., Ltd.
Shenzhen Branch

Report No.: SZEM180100021802

Page: 801 of 818

Test mode:	802.11a	Frequency(MHz):	5260	Average	Vertical
------------	---------	-----------------	------	---------	----------



Condition: 3m VERTICAL

Job No : 0217RG

Mode : 5260 Band edge

: Ant CDD 5G WIFI 11A CH52

	Freq	Cable Loss	Ant Factor	Preamplifier Factor	Read Level	Limit Level	Over Limit	Remark
	MHz	dB	dB/m	dB	dBuV	dBuV/m	dBuV/m	dB
1	5144.238	8.32	34.47	42.36	38.21	38.64	54.00	-15.36 Average
2	pp 5149.980	8.33	34.47	42.36	38.31	38.75	54.00	-15.25 Average
3	5260.000	8.49	34.45	42.25	90.31	91.00	-----	----- Average

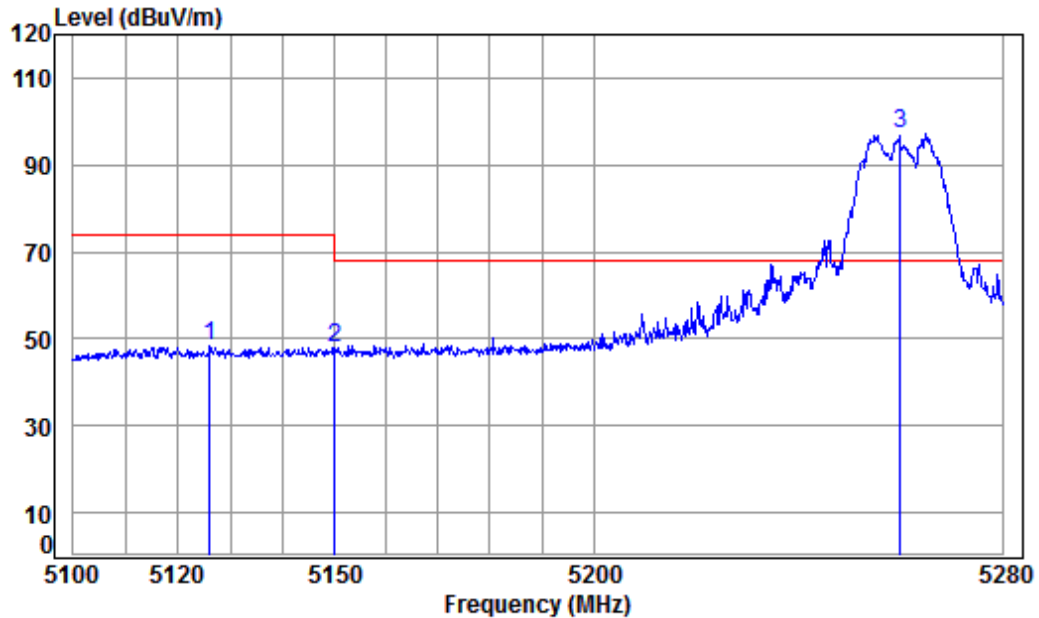


SGS-CSTC Standards Technical Services Co., Ltd.
Shenzhen Branch

Report No.: SZEM180100021802

Page: 802 of 818

Test mode:	802.11a	Frequency(MHz):	5260	Peak	Horizontal
------------	---------	-----------------	------	------	------------



Condition: 3m HORIZONTAL

Job No : 0217RG

Mode : 5260 Band edge

: Ant CDD 5G WIFI 11A CH52

	Freq	Cable Loss	Ant Factor	Preamplifier Factor	Read Level	Limit Level	Limit Line	Over Limit	Remark
	MHz	dB	dB/m	dB	dBuV	dBuV/m	dBuV/m	dB	
1	5126.070	8.29	34.47	42.38	47.87	48.25	74.00	-25.75	peak
2	5149.980	8.33	34.47	42.36	47.63	48.07	74.00	-25.93	peak
3 pp	5260.000	8.49	34.45	42.25	96.66	97.35	68.20	29.15	peak

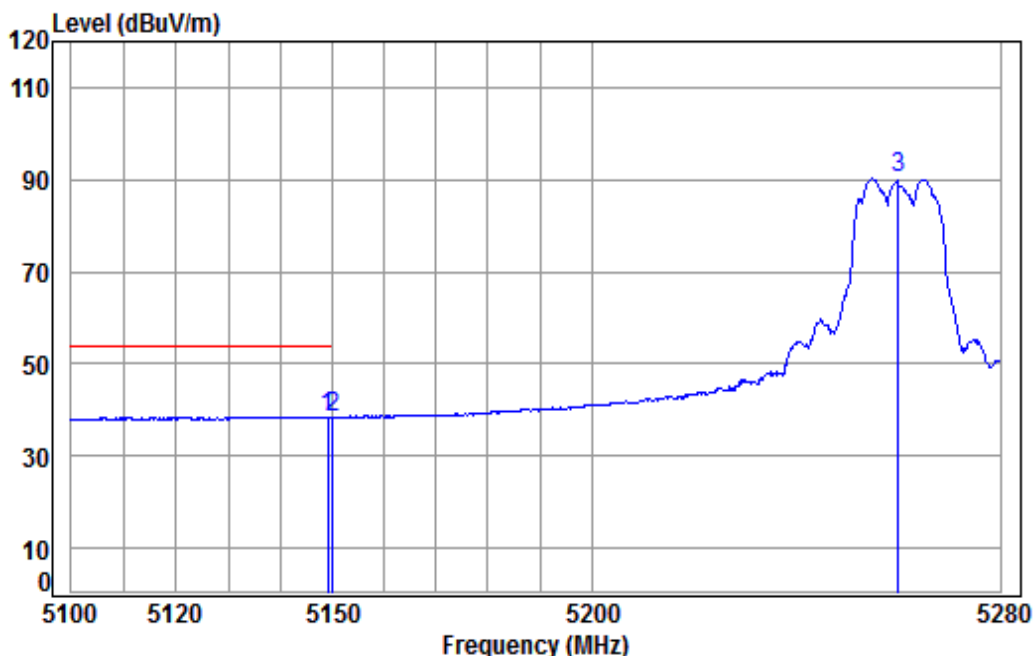


SGS-CSTC Standards Technical Services Co., Ltd. Shenzhen Branch

Report No.: SZEM180100021802

Page: 803 of 818

Test mode:	802.11a	Frequency(MHz):	5260	Average	Horizontal
------------	---------	-----------------	------	---------	------------



Condition: 3m HORIZONTAL

Job No : 0217RG

Mode : 5260 Band edge

: Ant CDD 5G WIFI 11A CH52

		Cable	Ant	Preamp	Read		Limit	Over	
	Freq	Loss	Factor	Factor	Level	Level	Line	Limit	Remark
	MHz	dB	dB/m	dB	dBuV	dBuV/m	dBuV/m	dB	
1 pp	5149.058	8.32	34.47	42.36	38.08	38.51	54.00	-15.49	Average
2	5149.980	8.33	34.47	42.36	37.99	38.43	54.00	-15.57	Average
3	5260.000	8.49	34.45	42.25	89.76	90.45	-----	-----	Average

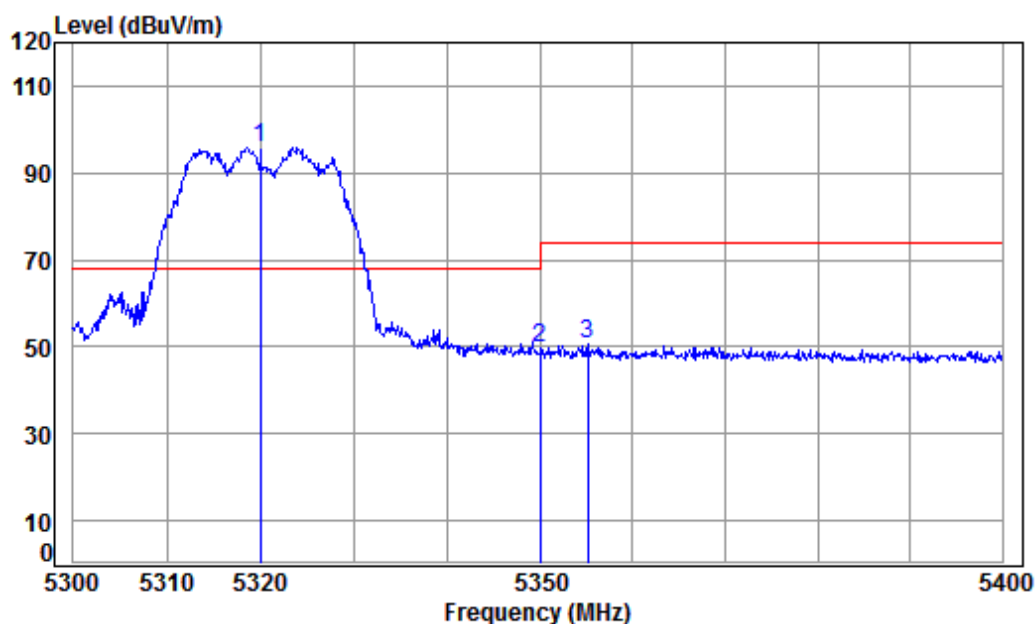


SGS-CSTC Standards Technical Services Co., Ltd.
Shenzhen Branch

Report No.: SZEM180100021802

Page: 804 of 818

Test mode:	802.11a	Frequency(MHz):	5320	Peak	Vertical
------------	---------	-----------------	------	------	----------



Condition: 3m VERTICAL

Job No : 0217RG

Mode : 5320 Band edge

: Ant CDD 5G WIFI 11A CH64

		Cable	Ant	Preamp	Read	Limit	Over	
	Freq	Loss	Factor	Factor	Level	Level	Line	Limit Remark
	MHz	dB	dB/m	dB	dBuV	dBuV/m	dBuV/m	dB
1 pp	5320.000	8.58	34.43	42.20	95.00	95.81	68.20	27.61 Peak
2	5350.020	8.63	34.43	42.17	48.62	49.51	74.00	-24.49 Peak
3	5355.169	8.64	34.43	42.16	49.55	50.46	74.00	-23.54 Peak

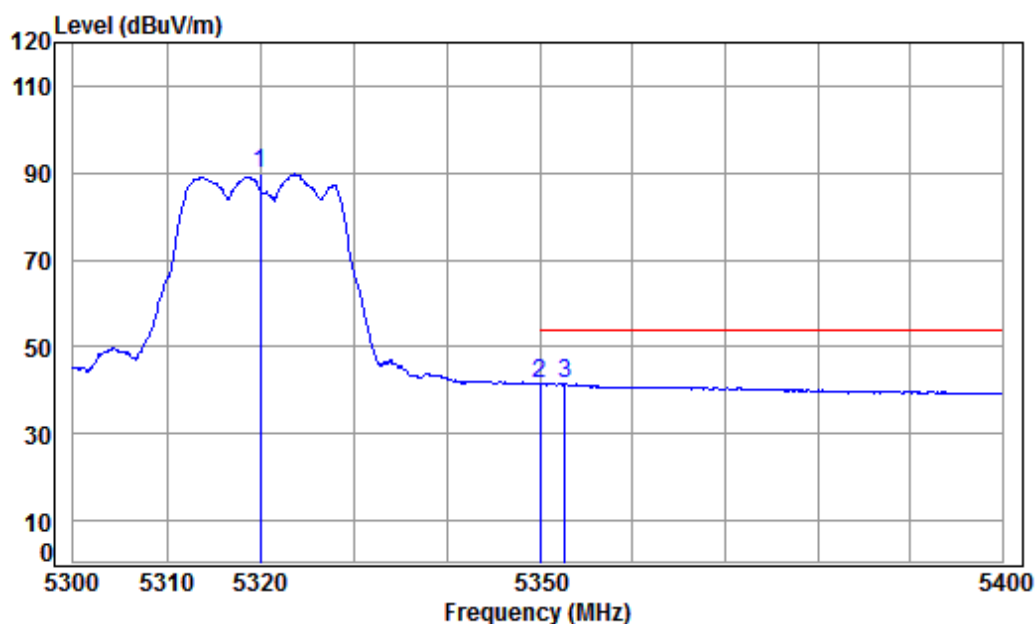


SGS-CSTC Standards Technical Services Co., Ltd. Shenzhen Branch

Report No.: SZEM180100021802

Page: 805 of 818

Test mode:	802.11a	Frequency(MHz):	5320	Average	Vertical
------------	---------	-----------------	------	---------	----------



Condition: 3m VERTICAL

Job No : 0217RG

Mode : 5320 Band edge

: Ant CDD 5G WIFI 11A CH64

	Freq	Cable Loss	Ant Factor	Preamplifier Factor	Read Level	Limit Level	Limit Line	Over Limit	Remark
	MHz	dB	dB/m	dB	dBuV	dBuV/m	dBuV/m	dB	
1	5320.000	8.58	34.43	42.20	88.87	89.68	-----	-----	Average
2 pp	5350.020	8.63	34.43	42.17	40.72	41.61	54.00	-12.39	Average
3	5352.667	8.63	34.43	42.17	40.58	41.47	54.00	-12.53	Average

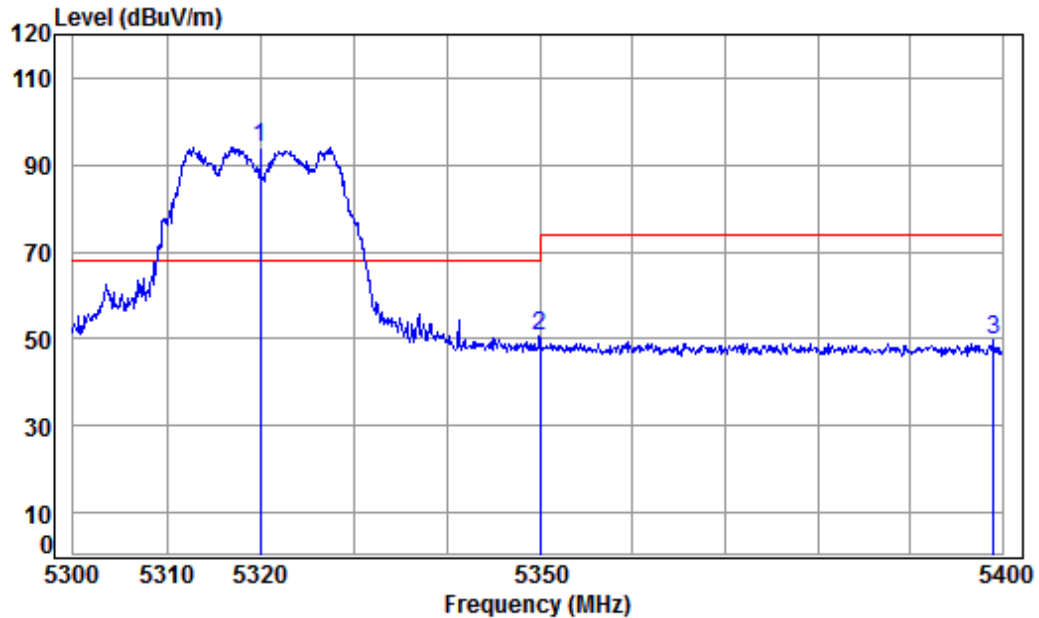


SGS-CSTC Standards Technical Services Co., Ltd.
Shenzhen Branch

Report No.: SZEM180100021802

Page: 806 of 818

Test mode:	802.11a	Frequency(MHz):	5320	Peak	Horizontal
------------	---------	-----------------	------	------	------------



Condition: 3m HORIZONTAL

Job No : 0217RG

Mode : 5320 Band edge

: Ant CDD 5G WIFI 11A CH64

		Cable	Ant	Preamp	Read	Limit	Over	
	Freq	Loss	Factor	Factor	Level	Level	Line	Limit Remark
	MHz	dB	dB/m	dB	dBuV	dBuV/m	dBuV/m	dB
1 pp	5320.000	8.58	34.43	42.20	93.32	94.13	68.20	25.93 peak
2	5350.020	8.63	34.43	42.17	49.72	50.61	74.00	-23.39 peak
3	5399.092	8.70	34.42	42.12	48.85	49.85	74.00	-24.15 peak

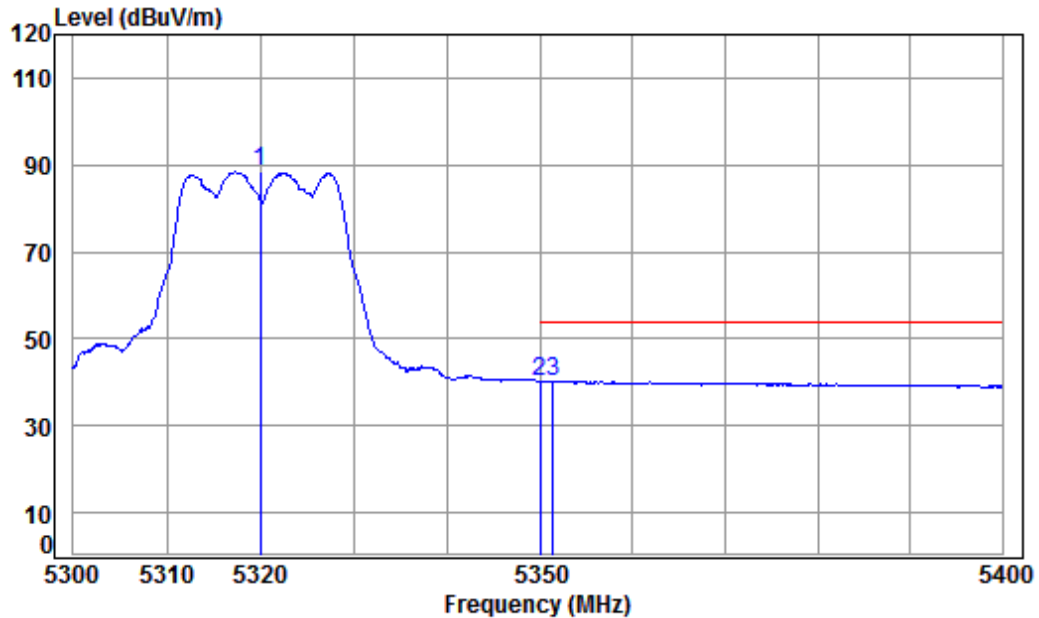


SGS-CSTC Standards Technical Services Co., Ltd.
Shenzhen Branch

Report No.: SZEM180100021802

Page: 807 of 818

Test mode:	802.11a	Frequency(MHz):	5320	Average	Horizontal
------------	---------	-----------------	------	---------	------------



Condition: 3m HORIZONTAL

Job No : 0217RG

Mode : 5320 Band edge

: Ant CDD 5G WIFI 11A CH64

	Freq	Cable Loss	Ant Factor	Preamplifier Factor	Read Level	Limit Level	Limit Line	Over Limit	Remark
	MHz	dB	dB/m	dB	dBuV	dBuV/m	dBuV/m	dB	
1	5320.000	8.58	34.43	42.20	87.54	88.35	-----	-----	Average
2	5350.020	8.63	34.43	42.17	39.39	40.28	54.00	-13.72	Average
3 pp	5351.467	8.63	34.43	42.17	39.48	40.37	54.00	-13.63	Average

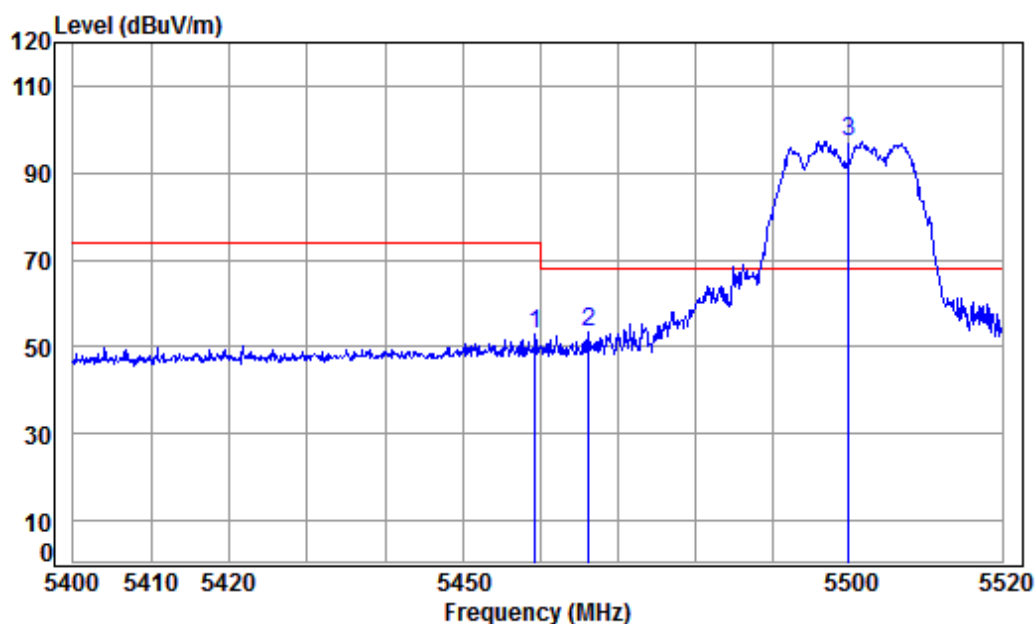


SGS-CSTC Standards Technical Services Co., Ltd.
Shenzhen Branch

Report No.: SZEM180100021802

Page: 808 of 818

Test mode:	802.11a	Frequency(MHz):	5500	Peak	Vertical
------------	---------	-----------------	------	------	----------



Condition: 3m VERTICAL

Job No : 0217RG

Mode : 5500 Band edge

: Ant CDD 5G WIFI 11A CH100

	Freq	Cable Loss	Ant Factor	Preamp Factor	Read Level	Level	Limit Line	Over Limit	Remark
	MHz	dB	dB/m	dB	dBuV	dBuV/m	dBuV/m	dB	
1	5459.311	8.79	34.41	42.07	51.72	52.85	74.00	-21.15	Peak
2	5466.274	8.80	34.41	42.06	52.42	53.57	68.20	-14.63	peak
3 pp	5500.000	8.85	34.40	42.03	95.86	97.08	68.20	28.88	Peak

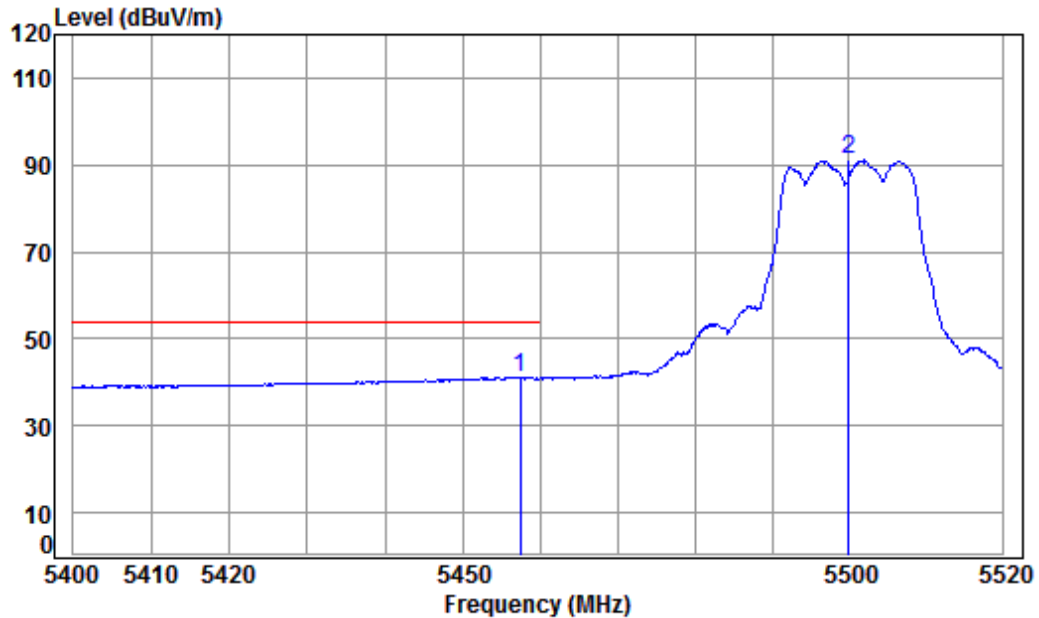


SGS-CSTC Standards Technical Services Co., Ltd.
Shenzhen Branch

Report No.: SZEM180100021802

Page: 809 of 818

Test mode:	802.11a	Frequency(MHz):	5500	Average	Vertical
------------	---------	-----------------	------	---------	----------



Condition: 3m VERTICAL

Job No : 0217RG

Mode : 5500 Band edge

: Ant CDD 5G WIFI 11A CH100

		Cable	Ant	Preamp	Read		Limit	Over	
	Freq	Loss	Factor	Factor	Level	Level	Line	Limit	Remark
	MHz	dB	dB/m	dB	dBuV	dBuV/m	dBuV/m	dB	
1 pp	5457.391	8.79	34.41	42.07	40.01	41.14	54.00	-12.86	Average
2	5500.000	8.85	34.40	42.03	89.81	91.03	-----	-----	Average

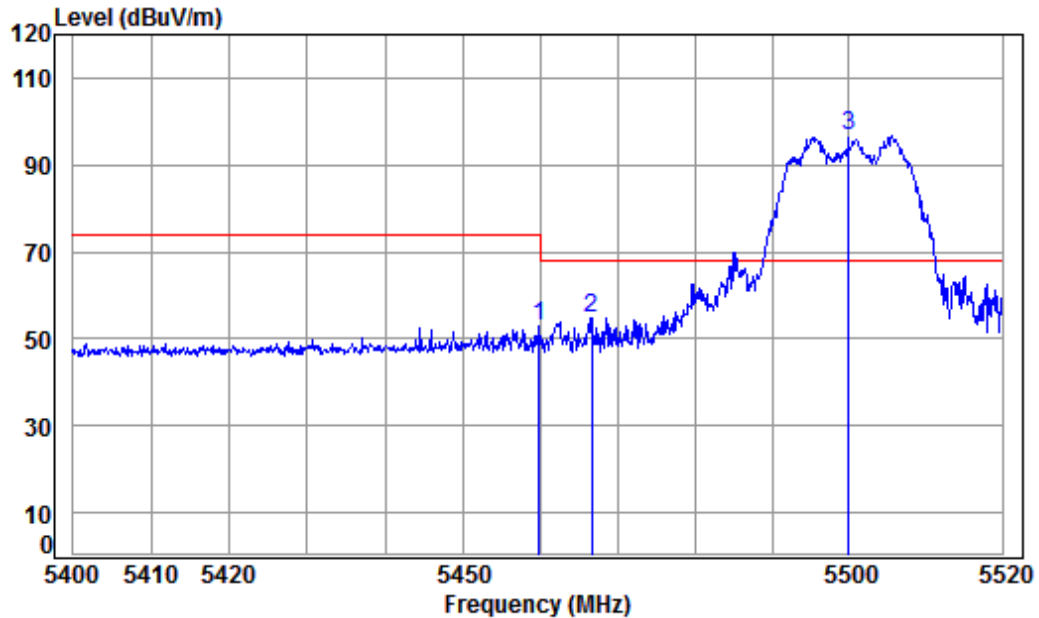


SGS-CSTC Standards Technical Services Co., Ltd.
Shenzhen Branch

Report No.: SZEM180100021802

Page: 810 of 818

Test mode:	802.11a	Frequency(MHz):	5500	Peak	Horizontal
------------	---------	-----------------	------	------	------------



Condition: 3m HORIZONTAL

Job No : 0217RG

Mode : 5500 Band edge

: Ant CDD 5G WIFI 11A CH100

	Freq	Cable Loss	Ant Factor	Preamplifier Factor	Read Level	Level	Limit Line	Over Limit	Remark
	MHz	dB	dB/m	dB	dBuV	dBuV/m	dBuV/m	dB	
1	5459.910	8.79	34.41	42.07	51.89	53.02	74.00	-20.98	peak
2	5466.635	8.80	34.41	42.06	53.67	54.82	68.20	-13.38	peak
3 pp	5500.000	8.85	34.40	42.03	95.59	96.81	68.20	28.61	peak

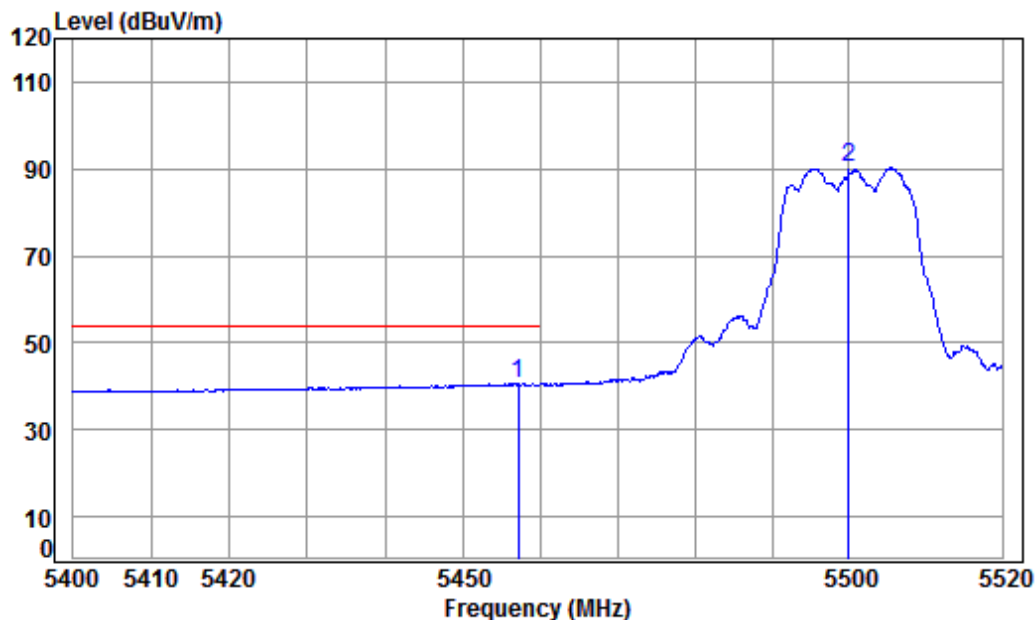


SGS-CSTC Standards Technical Services Co., Ltd.
Shenzhen Branch

Report No.: SZEM180100021802

Page: 811 of 818

Test mode:	802.11a	Frequency(MHz):	5500	Average	Horizontal
------------	---------	-----------------	------	---------	------------



Condition: 3m HORIZONTAL

Job No : 0217RG

Mode : 5500 Band edge

: Ant CDD 5G WIFI 11A CH100

	Freq	Cable Loss	Ant Factor	Preamp Factor	Read Level	Limit Level	Over Limit	Remark
	MHz	dB	dB/m	dB	dBuV	dBuV/m	dBuV/m	dB
1 pp	5457.151	8.79	34.41	42.07	39.44	40.57	54.00	-13.43 Average
2	5500.000	8.85	34.40	42.03	89.09	90.31	-----	----- Average

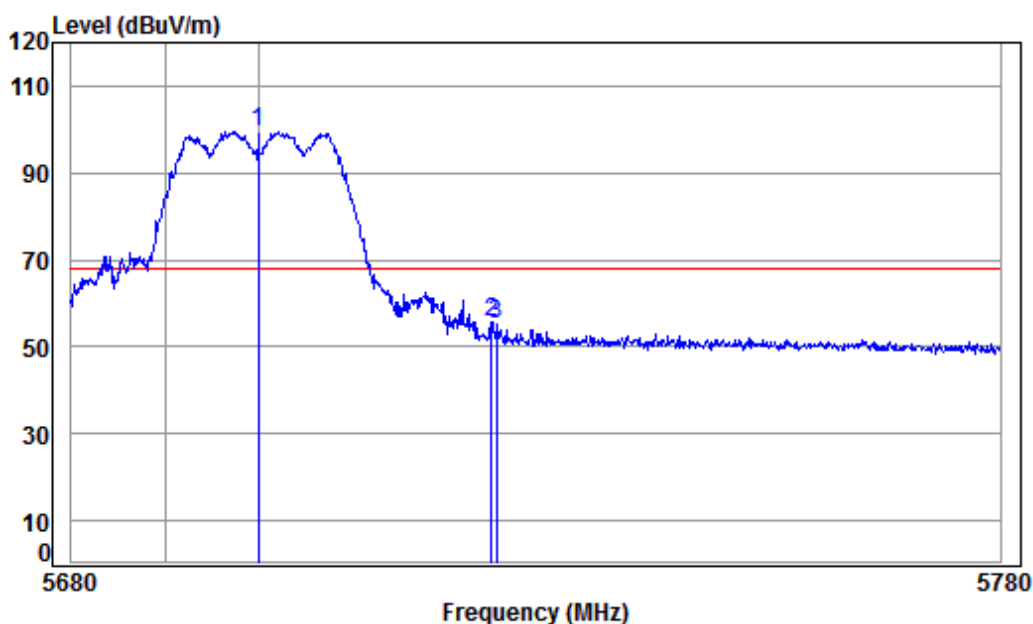


SGS-CSTC Standards Technical Services Co., Ltd.
Shenzhen Branch

Report No.: SZEM180100021802

Page: 812 of 818

Test mode:	802.11a	Frequency(MHz):	5700	Peak	Vertical
------------	---------	-----------------	------	------	----------



Condition: 3m VERTICAL

Job No : 0217RG

Mode : 5700 Band edge

: Ant CDD 5G WIFI 11A CH140

		Cable	Ant	Preamp	Read	Limit	Over	
	Freq	Loss	Factor	Factor	Level	Line	Limit	Remark
	MHz	dB	dB/m	dB	dBuV	dBuV/m	dBuV/m	dB
1	pp 5700.000	9.56	34.52	41.86	97.33	99.55	68.20	31.35 Peak
2	5725.000	9.64	34.54	41.84	53.38	55.72	68.20	-12.48 Peak
3	5725.583	9.64	34.54	41.84	52.67	55.01	68.20	-13.19 Peak

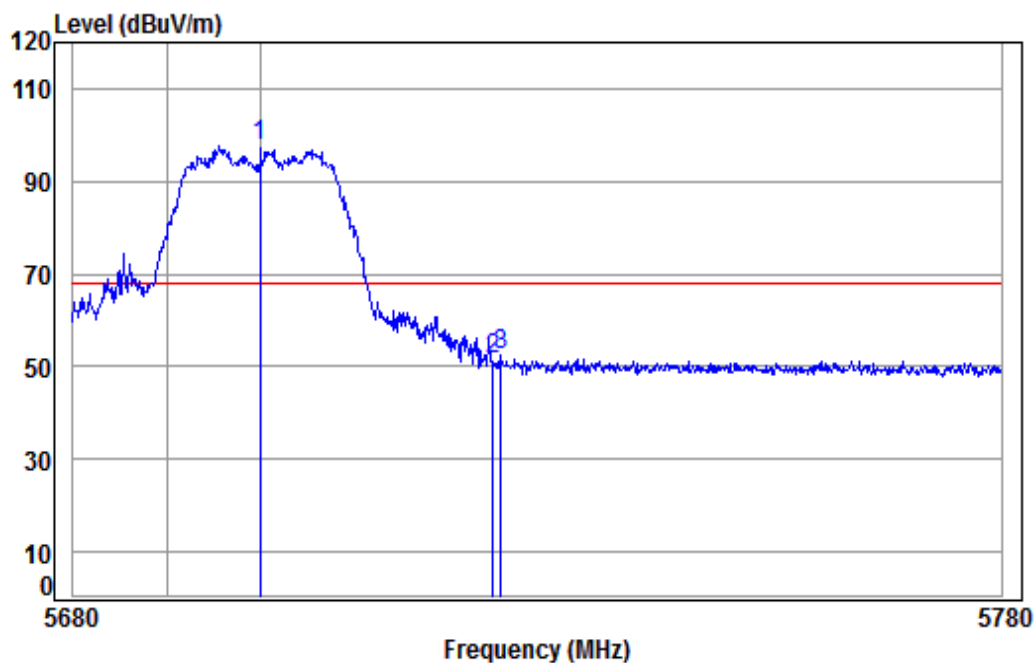


SGS-CSTC Standards Technical Services Co., Ltd.
Shenzhen Branch

Report No.: SZEM180100021802

Page: 813 of 818

Test mode:	802.11a	Frequency(MHz):	5700	Peak	Horizontal
------------	---------	-----------------	------	------	------------



Condition: 3m HORIZONTAL

Job No : 0217RG

Mode : 5700 Band edge

: Ant CDD 5G WIFI 11A CH140

		Cable	Ant	Preamp	Read	Limit	Over	
	Freq	Loss	Factor	Factor	Level	Line	Limit	Remark
	MHz	dB	dB/m	dB	dBuV	dBuV/m	dBuV/m	dB
1	pp 5700.000	9.56	34.52	41.86	95.48	97.70	68.20	29.50 peak
2	5725.000	9.64	34.54	41.84	49.30	51.64	68.20	-16.56 peak
3	5725.883	9.65	34.54	41.84	50.00	52.35	68.20	-15.85 peak

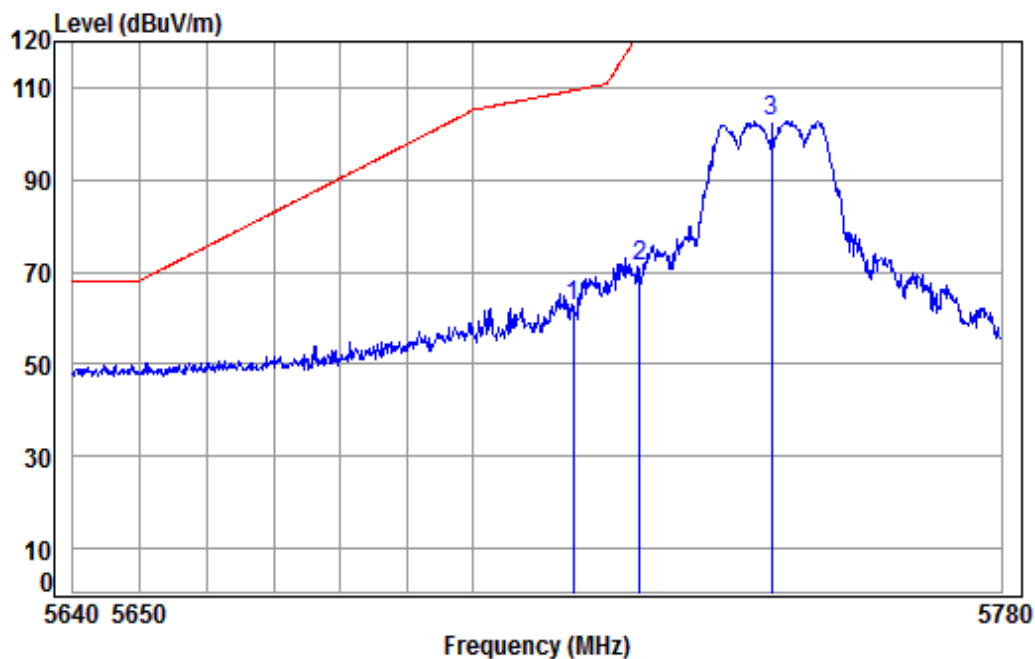


SGS-CSTC Standards Technical Services Co., Ltd.
Shenzhen Branch

Report No.: SZEM180100021802

Page: 814 of 818

Test mode:	802.11a	Frequency(MHz):	5745	Peak	Vertical
------------	---------	-----------------	------	------	----------



Condition: 3m VERTICAL

Job No : 0217RG

Mode : 5745 Band edge

: Ant CDD 5G WIFI 11A CH149

		Cable	Ant	Preamp	Read		Limit	Over	
	Freq	Loss	Factor	Factor	Level	Level	Line	Limit	Remark
	MHz	dB	dB/m	dB	dBuV	dBuV/m	dBuV/m	dB	
1	5715.000	9.61	34.53	41.85	60.24	62.53	109.40	-46.87	peak
2	5725.000	9.64	34.54	41.84	68.61	70.95	122.20	-51.25	peak
3 pp	5745.000	9.71	34.55	41.82	100.34	102.78	125.20	-22.42	peak

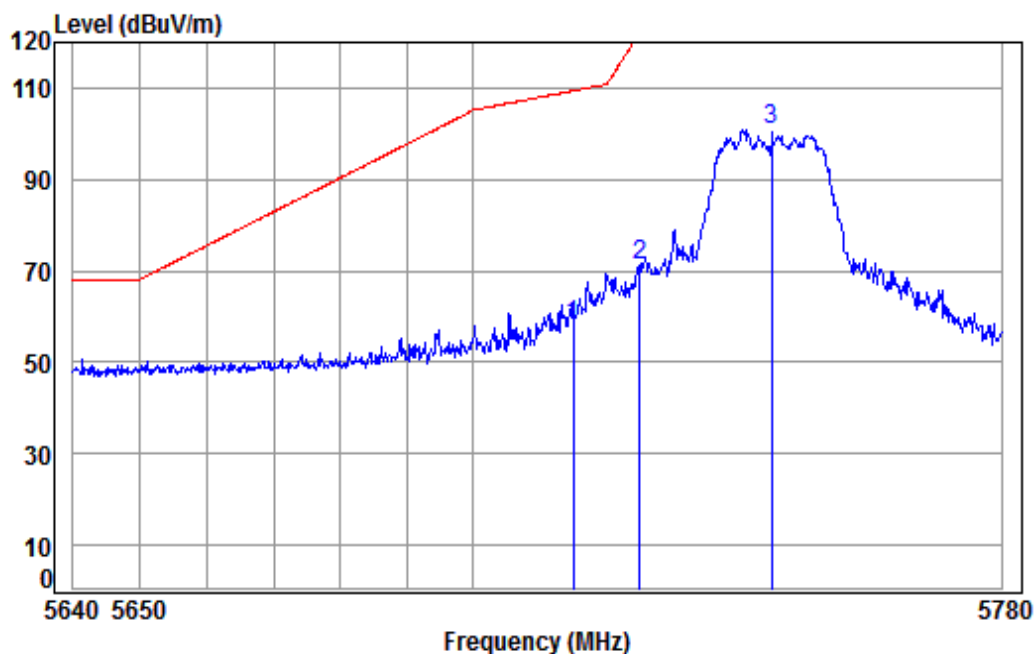


SGS-CSTC Standards Technical Services Co., Ltd. Shenzhen Branch

Report No.: SZEM180100021802

Page: 815 of 818

Test mode:	802.11a	Frequency(MHz):	5745	Peak	Horizontal
------------	---------	-----------------	------	------	------------



Condition: 3m HORIZONTAL

Job No : 0217RG

Mode : 5745 Band edge

: Ant CDD 5G WIFI 11A CH149

		Cable	Ant	Preamp	Read	Limit	Over	
Freq	Loss	Factor	Factor	Level	Level	Line	Limit	Remark
MHz	dB	dB/m	dB	dBuV	dBuV/m	dBuV/m	dB	
1	5715.000	9.61	34.53	41.85	55.63	57.92	109.40	-51.48 peak
2	5725.000	9.64	34.54	41.84	69.01	71.35	122.20	-50.85 peak
3 pp	5745.000	9.71	34.55	41.82	98.46	100.90	125.20	-24.30 peak

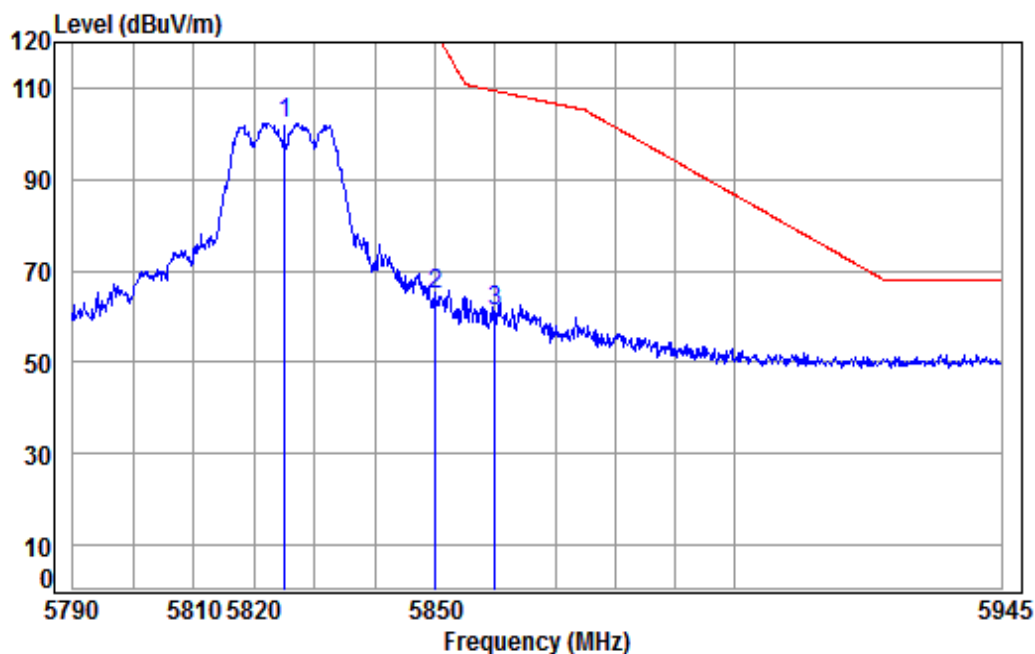


SGS-CSTC Standards Technical Services Co., Ltd.
Shenzhen Branch

Report No.: SZEM180100021802

Page: 816 of 818

Test mode:	802.11a	Frequency(MHz):	5825	Peak	Vertical
------------	---------	-----------------	------	------	----------



Condition: 3m VERTICAL

Job No : 0217RG

Mode : 5825 Band edge

: Ant CDD 5G WIFI 11A CH165

		Cable	Ant	Preamp	Read		Limit	Over	
	Freq	Loss	Factor	Factor	Level	Level	Line	Limit	Remark
	MHz	dB	dB/m	dB	dBuV	dBuV/m	dBuV/m	dB	
1 pp	5825.000	9.98	34.60	41.75	99.53	102.36	125.20	-22.84	peak
2	5850.000	10.07	34.61	41.73	61.97	64.92	122.20	-57.28	peak
3	5860.000	10.10	34.62	41.72	57.94	60.94	109.40	-48.46	peak

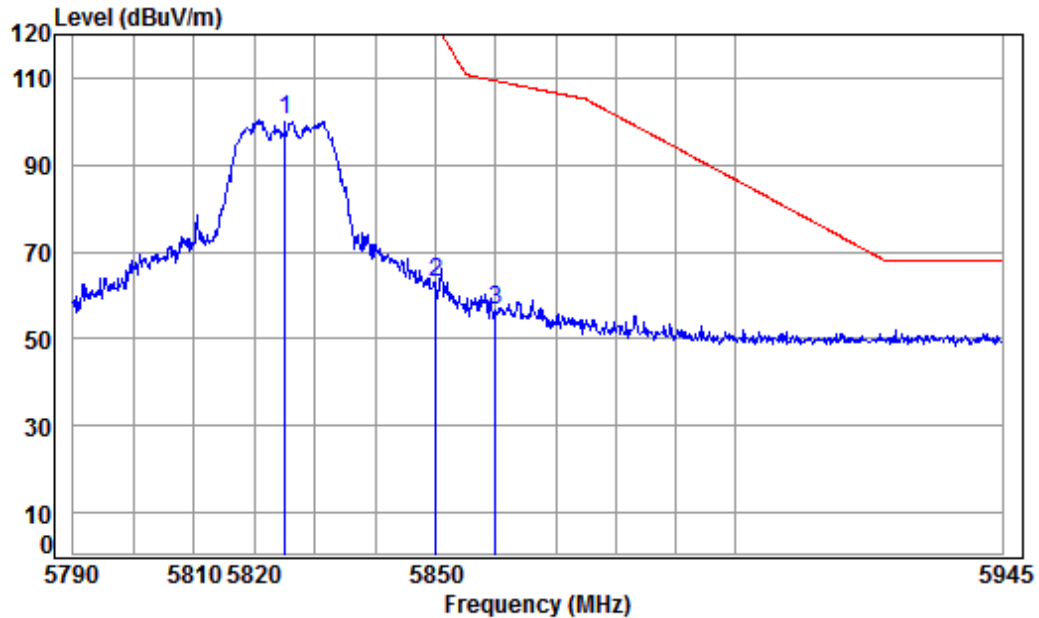


SGS-CSTC Standards Technical Services Co., Ltd.
Shenzhen Branch

Report No.: SZEM180100021802

Page: 817 of 818

Test mode:	802.11a	Frequency(MHz):	5825	Peak	Horizontal
------------	---------	-----------------	------	------	------------



Condition: 3m HORIZONTAL

Job No : 0217RG

Mode : 5825 Band edge

: Ant CDD 5G WIFI 11A CH165

		Cable	Ant	Preamp	Read	Limit	Over	
	Freq	Loss	Factor	Factor	Level	Level	Line	Limit Remark
	MHz	dB	dB/m	dB	dBuV	dBuV/m	dBuV/m	dB
1 pp	5825.000	9.98	34.60	41.75	97.40	100.23	125.20	-24.97 peak
2	5850.000	10.07	34.61	41.73	60.04	62.99	122.20	-59.21 peak
3	5860.000	10.10	34.62	41.72	53.46	56.46	109.40	-52.94 peak



Note:

The field strength is calculated by adding the Antenna Factor, Cable Factor & Preamplifier. The basic equation with a sample calculation is as follows:

Final Test Level = Receiver Reading + Antenna Factor + Cable Factor – Preamplifier Factor

7 Photographs - EUT Test Setup Details

Refer to Appendix A - Photographs of EUT Test Setup Details for SZEM1801000218RG.