WIRELESS & LIMITLESS

wireless charger

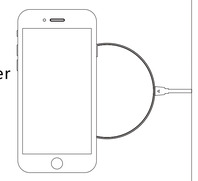

User Manual

Made in China

Picture is for reference only. Please refer to the object.

Overview

This is a slim and elegant wireless charging pad which allows you to freely charge your Qi-enabled devices.

Please read this manual before using the device to ensure safe and proper use.

Device layout

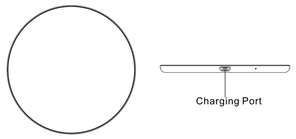

Applicable devices

1.Mobile devices that support standard wireless charging
2.Mobile devices that support fast wireless charging
3.Mobile devices that require a wireless charging adapter

Using the wireless charger

1.Connect a charger to the wireless charger

When the charger(5V/2A, 9V/1.67A) is correctly connected to the wireless charger, the indicator light flashes red, blue and red and then off in 3 seconds.

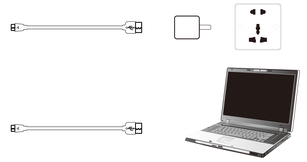

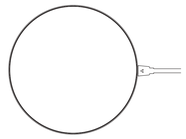

Indicator light identification

The indicator light alerts you to the wireless charger's status.

Color	Status
Red->Blue->Red(off in 3 seconds)	When connected to a power outlet
Blue	When charging
Off(Blue)	When fully charged
Flashes red	When not charging properly due to a general error

2.Place a supported mobile device in the centre of the charging surface.

Check the charging icon displayed on the mobile devices's screen for the charging status.

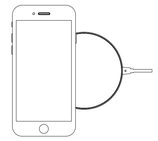

Package contents

Wireless charger
Micro USB charging cable
User manual

Specifications

Potenza di uscita	ingresso	Distanza di trasmissione	Efficienza di ricarica	Dimensione del prodotto
10W	9V/1.67A 5V/2A	Place directly in contact with transmitter	≥76%	ø100mm*5mm
10W	9V/1.67A 5V/2A	Place directly in contact with transmitter	≥76%	ø97mm*5mm
5W	5V/2A	Place directly in contact with transmitter	≥76%	ø97mm*5mm

Attention:

1.Keep the wireless charger dry and away from water or any liquid.
2.Disconnect the wireless charger from power source before carrying out cleaning.
3.Use the wireless charger within 0-45℃.
4.Use the included USB charging cable or your original charging cable.
5.It's normal to get your mobile device warm during charging.

Tips:

1. A Quick Charge adapter must be used for fast wireless charging.
2. It will charge better when you align your device to the sweet point of the wireless charger.
3. If your case is thick, remove it before placing your device on the wireless charger.

Warning:

Do not place foreign materials, such as metal objects, magnetic stripe cards, between the mobile device and the wireless charger. The mobile device may not charge properly or may be damaged due to overheating.

WIRELESS & LIMITLESS

This device complies with Part 15 of the FCC rules. Operation is subject to the following two conditions: (1) this device may not cause harmful interference, and (2) this device must accept any interference received, including interference that may cause undesired operation.

The manufacturer is not responsible for any radio or TV interference caused by unauthorized modifications or change to this equipment. Such modifications or change could void the user´s authority to operate the equipment.

This equipment has been tested and found to comply with the limits for a Class B digital device, pursuant to part 15 of the FCC Rules. These limits are designed to provide reasonable protection against harmful interference in a residential installation. This equipment generates, uses and can radiate radio frequency energy and, if not installed and used in accordance with the instructions, may cause harmful interference to radio communications. However, there is no guarantee that interference will not occur in a particular installation. If this equipment does cause harmful interference to radio or television reception, which can be determined by turning the equipment off and on, the user is encouraged to try to correct the interference by one or more of the following measures:

-- Reorient or relocate the receiving antenna.

-- Increase the separation between the equipment and receiver.

-- Connect the equipment into an outlet on a circuit different from that to which the receiver is connected.

-- Consult the dealer or an experienced radio/TV technician for help.

RF warning statement:
The device has been evaluated to meet general RF exposure requirement. The device can be used in portable exposure condition without restriction.

Operation Frequency:
0.112~0.205MHz
Hardware Version: JXW V8 1.1
Software Version: 8709

Environmental Conditions:
Working Temperature 0 - 45℃
Hereby, SHENZHEN YUNJI INTELLIGENT TECHNOLOGY CO.,LTD, declares that this S Wireless Charger / S1, is In compliance with the essential Requirements and other relevant provisions of RE Directive 2014/53/EU.