

SIDE 1 - FRONT

Bluetooth® Speaker

Thank you for purchasing our Audiology Bluetooth Speaker.

Technical Specifications:

Bluetooth version: Bluetooth 2.1
Charging port: Mini USB 5V \equiv 500mA
Audio connectors: 3.5mm line in
Impedance: 4 Ohm
Speaker Diameter: 40 mm
Frequency Response: 100Hz-20KHz
Output power: 3W(max) 1KHz ,THD=10%
SNR: \geq 80dB
Playback time: Up to 3 Hours
Charging time: Approx. 2 Hours
Connection range: 10 meters
Bluetooth frequency range: 2.402-2.480GHz
Battery Type: Rechargeable Li-ion battery; 3.7V 400mAh

Accessories:

Mirco-USB to USB cable, 3.5mm to 3.5mm cable, Instruction Manual

Functions:

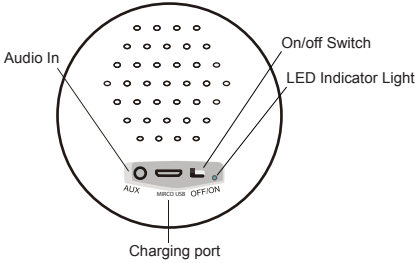
USER GUIDE: CHARGING AND PAIRING

To charge your Bluetooth speaker, plug the Mirco-USB end of the provided cable into the charging port on the speaker grill. Plug the USB-A end of the cable into the included USB wall adaptor which can be used with any standard North American socket. While charging the LED indicator will be red. Once fully charged the LED will turn off.


When you first connect a device to your Bluetooth speaker, you need to pair your device with the speaker. First ensure that your device's Bluetooth connection is active and that the speaker is fully charged. Turn on the speaker using the ON/OFF switch. On your device, search for a new Bluetooth device and connect to the one titled 'Audiology'. If requested, enter the passcode 0000. Once connected, your device should display 'Connected' or 'Paired.'


Please note, after ten minutes of no active Bluetooth connection the device will automatically turn itself off and enter sleep mode in order to conserve battery. To exit sleep mode you need turn the device OFF and then back ON using the switch on the speaker grill.


SPEAKER DIAGRAM



LED INDICATOR

Blue:  Quick Flash: Powered ON & waiting for Bluetooth connection
Slow Flash: Bluetooth connected and in use.

Red:  USB plugged in & charging

None:  Off / Sleep Mode. If plugged in, speaker is fully charged

SIDE 2 - BACK

WARNING:
Do not place product in fire. Do not expose product to excessively hot environment. Do not expose the speaker to water or high humidity. Product is not a toy. Do not place the speaker on flammable materials while charging. Do not charge speaker in excess of rated capacity. Do not use speaker in temperatures below freezing or over 100° F. Do not drop or shake. Do not disassemble this product or attempt to repair or modify it in any way.

If heat, discoloration, or warping appears when charging, immediately disconnect device and discontinue use as this may cause leakage or ignition. If leakage does occur, avoid contact with eyes. If liquid does come into contact with eyes or skin, do not rub. Rinse affected area with clean water and consult a physician immediately.

This is not a toy. Not intended for use by children without supervision.

Please consult your device's owner manual for USB and Bluetooth specification to ensure compatibility

Limited Warranty:

Audio Technology of New York Inc. warrants this product against defects in material and workmanship under normal use for a period of one year from the original date of purchase. Audio Technology of New York Inc. will repair or replace the defective product, at our option, at no additional charge. This warranty does not cover cosmetic damage or any product which has been subject to neglect, misuse, accident, or modification/repair by an unauthorized service agent. To obtain warranty service, return the defective unit, freight pre-paid to the address shown below within the warranty period. Enclose \$6.00 for each item in the form of a money order made payable to Audio Technology of New York Inc., to cover the costs of shipping and handling. Be sure to include a copy of the sales receipt to demonstrate proof of purchase.
Audio Technology of New York Inc. Returns Department 129 31st St, Brooklyn, NY, 11232
Repair or replacement as provided by this warranty is the exclusive remedy of the consumer. Audio Technology of New York Inc. shall not be liable, in any event, for any incidental or consequential damages resulting from use or misuse of this product. Except to the extent prohibited by law, any implied warranty of merchantability or fitness for a particular purpose on this product is limited in duration to the warranty period. Some states do not allow the exclusion or limitation of incidental or consequential damages so that the above limitations may not apply to you. This warranty gives you specific rights, and you may also have other rights, which vary from state to state.

The Bluetooth® word mark and logos are registered trademarks owned by Bluetooth SIG, Inc. and any use of such marks by Audio Technology of New York, Inc. is under license. Other trademarks and trade names are those of their respective owners.

注：印刷请用AI档，尺寸按本图纸要求！

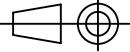
技术要求：

1、材质：按样品材质

2、规格：L*H=266.7*95.25MM

3、颜色内容如图

4、印刷内容，大小严格按图纸要求

<div><div><div>Good & Easy</div><div>Apple Accessories Supplier</div></div><div>深 圳 市 佳 易 士 科 技 有 限 公 司 SHENZHEN GOOD&EASY TECHNOLOGY CO.,LTD</div></div>									
材料			产品名称	独角兽和狗音箱说明书	制图		Nick	日期	2015.8.3
版本号			产品型号	PBT-BTSP-UNI/PUG	审核	业务部		批准	
	比例		订单号	B030		工程部			
	单位		工艺			产品部			
						品质部			

NOTE: This equipment has been tested and found to comply with the limits for a Class B digital device, pursuant to part 15 of the FCC Rules. These limits are designed to provide reasonable protection against harmful interference in a residential installation. This equipment generates uses and can radiate radio frequency energy and, if not installed and used in accordance with the instructions, may cause harmful interference to radio communications. However, there is no guarantee that interference will not occur in a particular installation. If this equipment does cause harmful interference to radio or television reception, which can be determined by turning the equipment off and on, the user is encouraged to try to correct the interference by one or more of the following measures:

- Reorient or relocate the receiving antenna.
- Increase the separation between the equipment and receiver.
- Connect the equipment into an outlet on a circuit different from that to which the receiver is connected.
- Consult the dealer or an experienced radio/TV technician for help

Changes or modifications not expressly approved by the party responsible for compliance could void the user's authority to operate the equipment. This device complies with Part 15 of the FCC Rules. Operation is subject to the following two conditions:

- (1) this device may not cause harmful interference, and
- (2) this device must accept any interference received, including interference that may cause undesired operation.