

## Test set-up photos FCC ID VC3-KKSR100PA




Photo 0.4 Test setup regarding measurement of occupied bandwidth




Photo 4.8.1 Test setup regarding measurement of radiated emission above 1 GHz.



Photo 4.7.1 Test setup regarding measurement of radiated emission below 1 GHz.



Photo 4.7.2 Test setup regarding measurement of radiated emission below 1 GHz.




Photo 4.1.1 Test setup regarding measurement of radio frequency voltage on mains.





Photo 4.8.1 Test setup regarding measurement of radiated emission. 1-18 GHz.



Photo 4.8.2 Test setup regarding measurement of radiated emission 1-18 GHz.



Photo 4.7.1 Test setup regarding measurement of radiated emission below 1 GHz.



Photo 4.7.2 Test setup regarding measurement of radiated emission below 1 GHz.




Photo 4.8.1 Test setup regarding measurement of radiated emission above 1 GHz.





Photo 4.7.1 Test setup regarding measurement of radiated emission below 1 GHz.



Photo 4.7.2 Test setup regarding measurement of radiated emission below 1 GHz.