



11A Ant2 5260



11A Ant1 5280



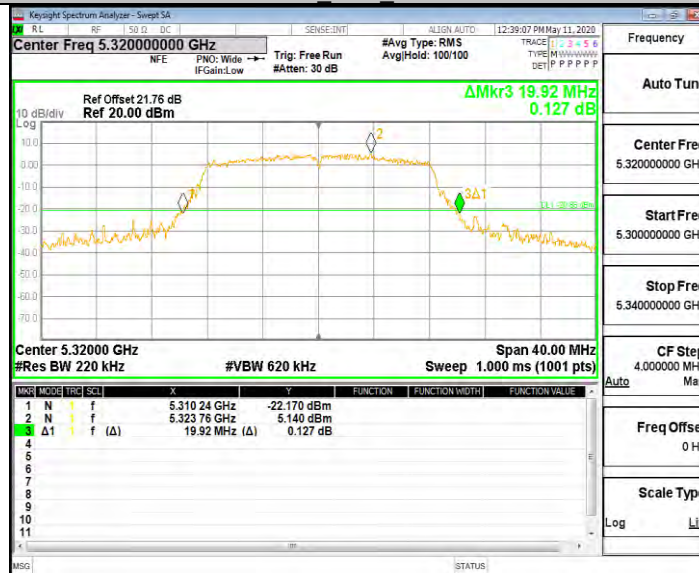
11A Ant2 5280



11A Ant1 5320



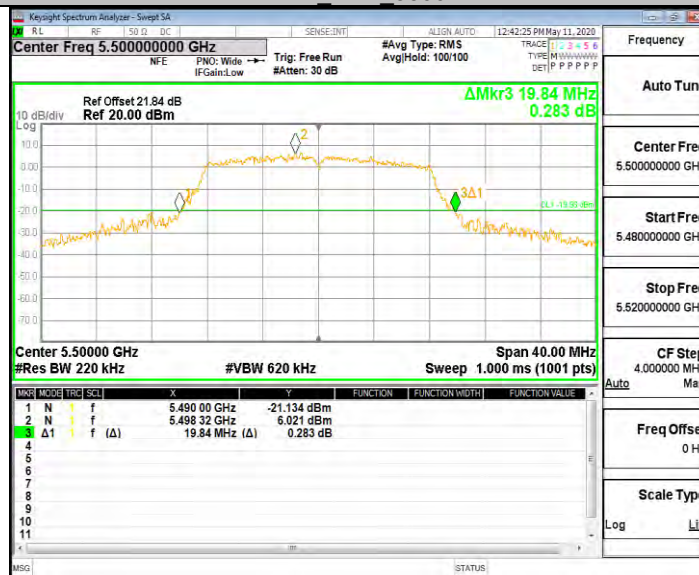
11A Ant2 5320



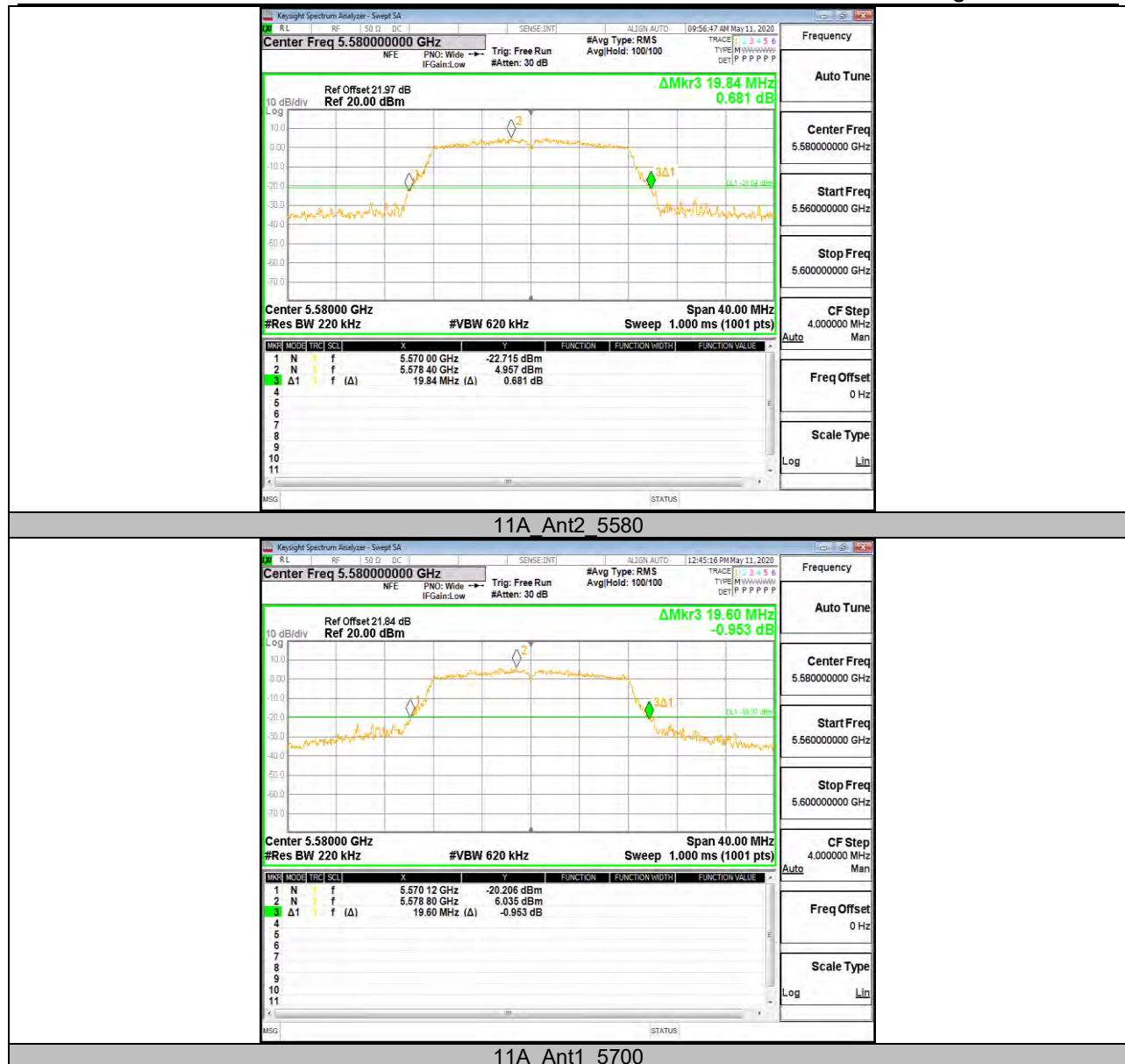
11A Ant1 5500



11A Ant2 5500



11A Ant1 5580

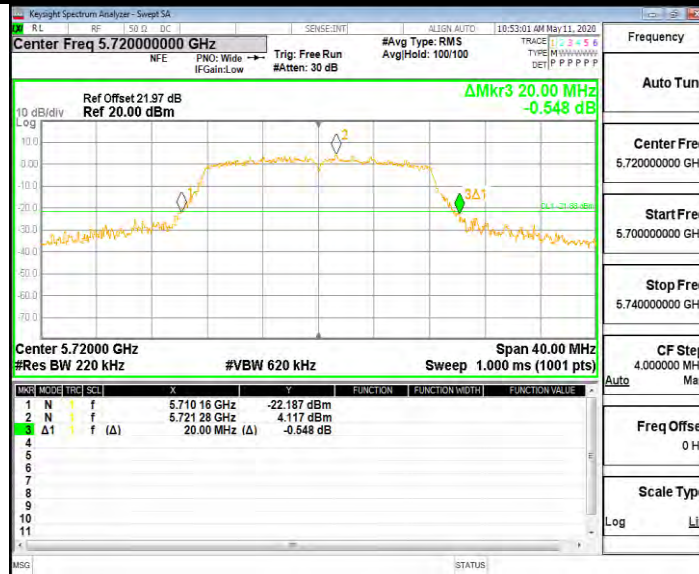




11A Ant2 5700



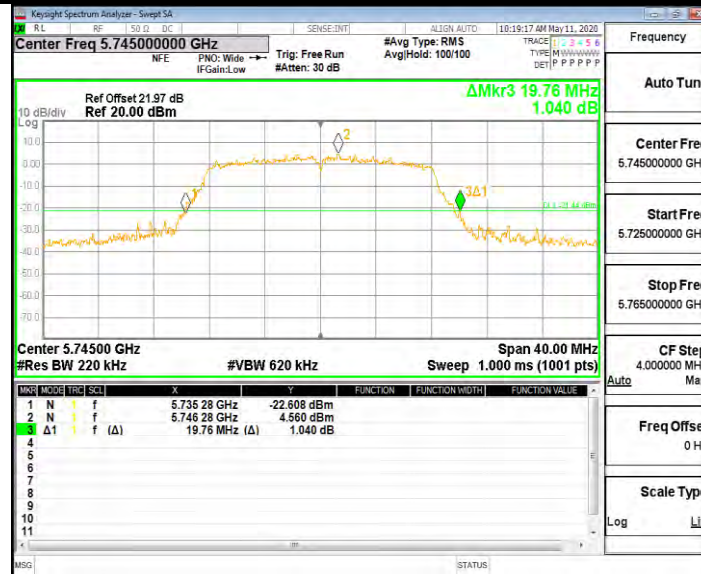
11A Ant1 5720



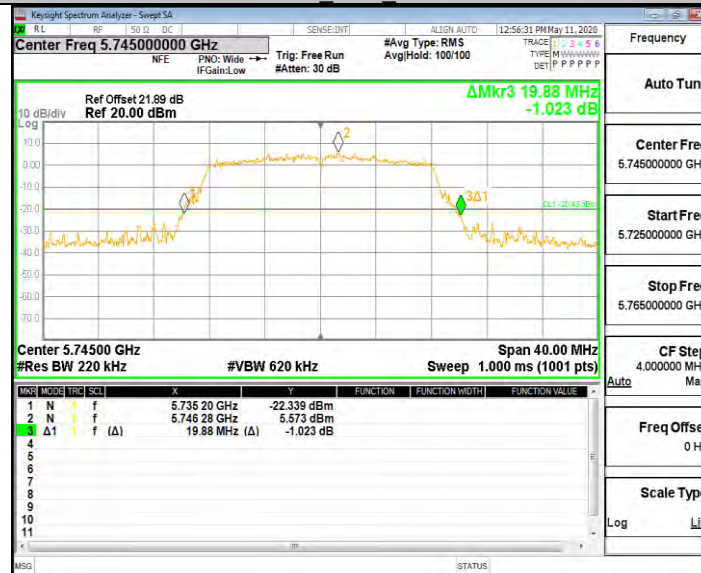
11A Ant2 5720



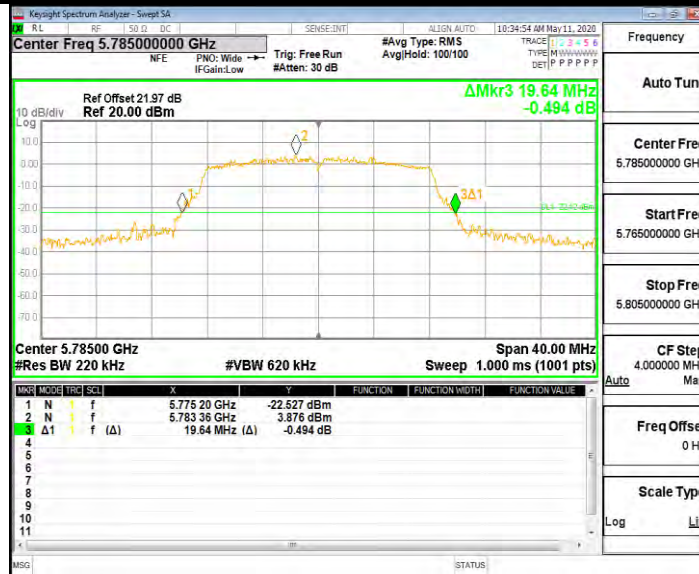
11A Ant1 5745



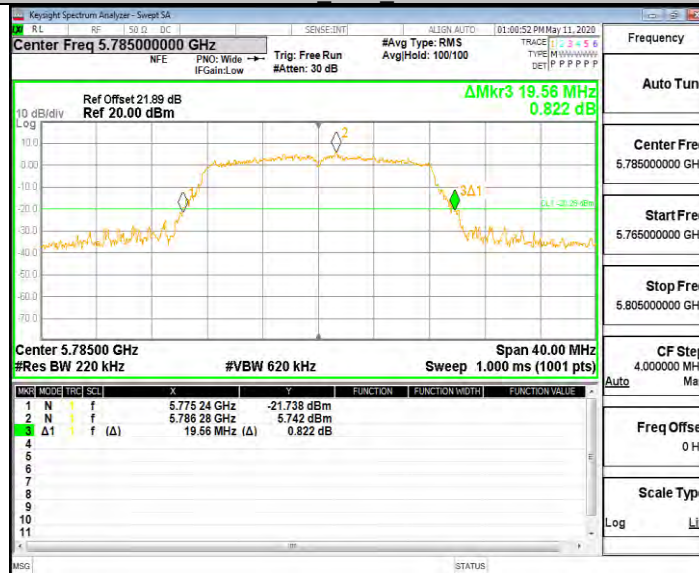
11A Ant2 5745



11A Ant1 5785



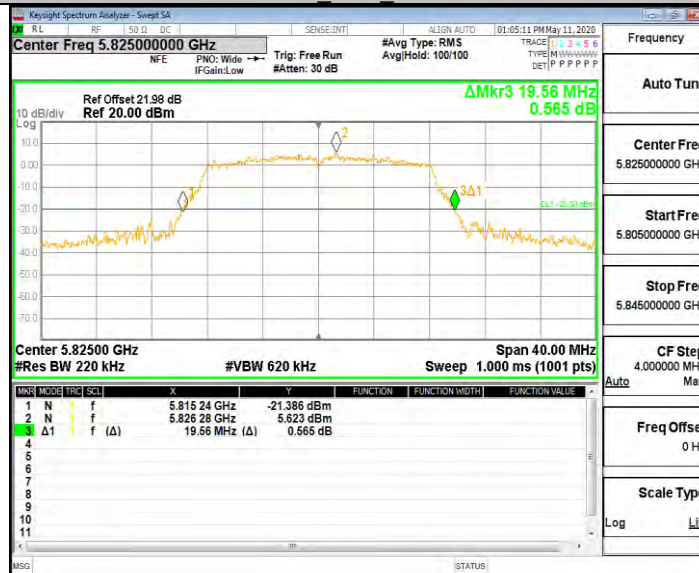
11A_Ant2_5785



11A_Ant1_5825



11A Ant2 5825



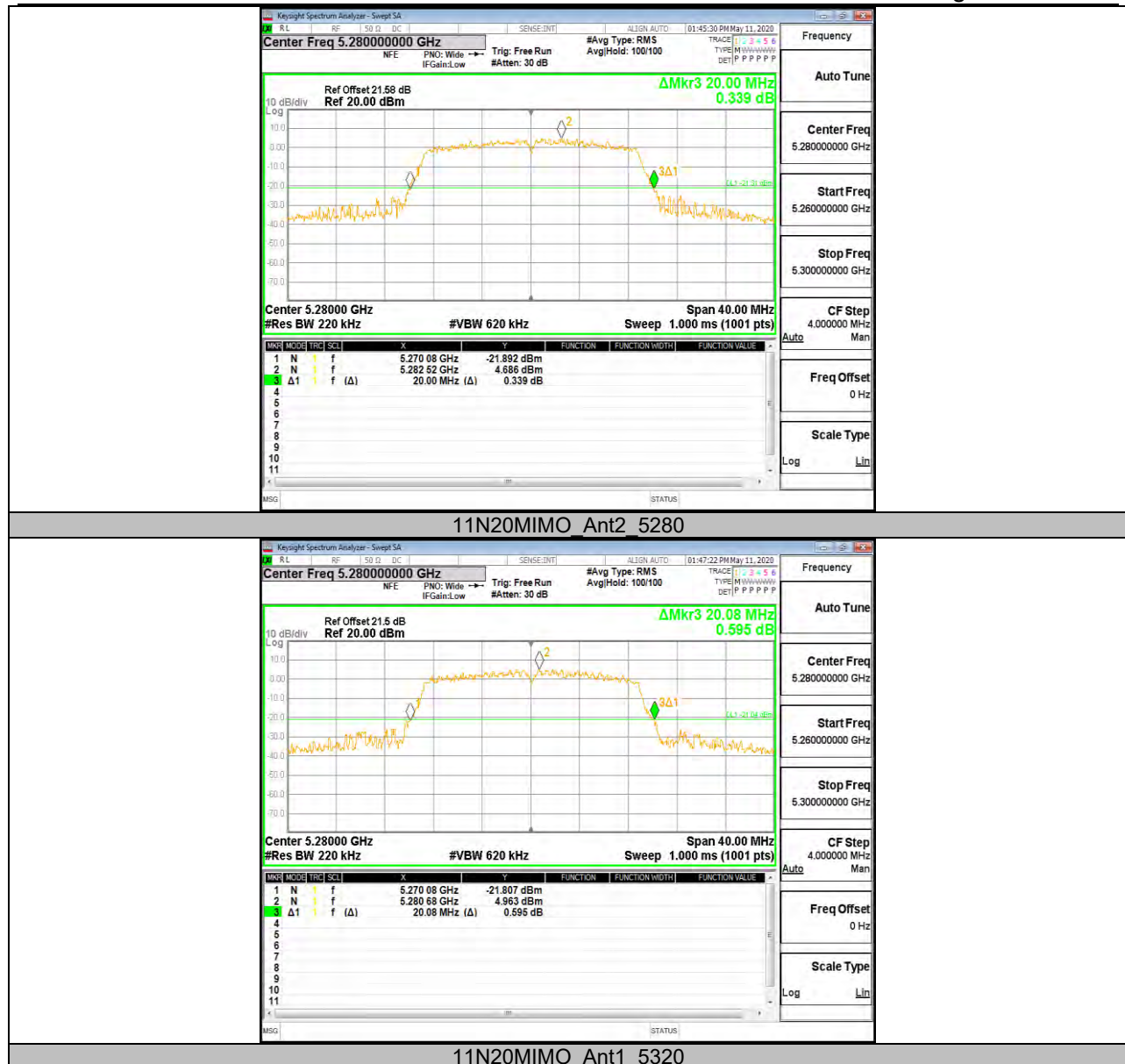
11N20MIMO Ant1 5180

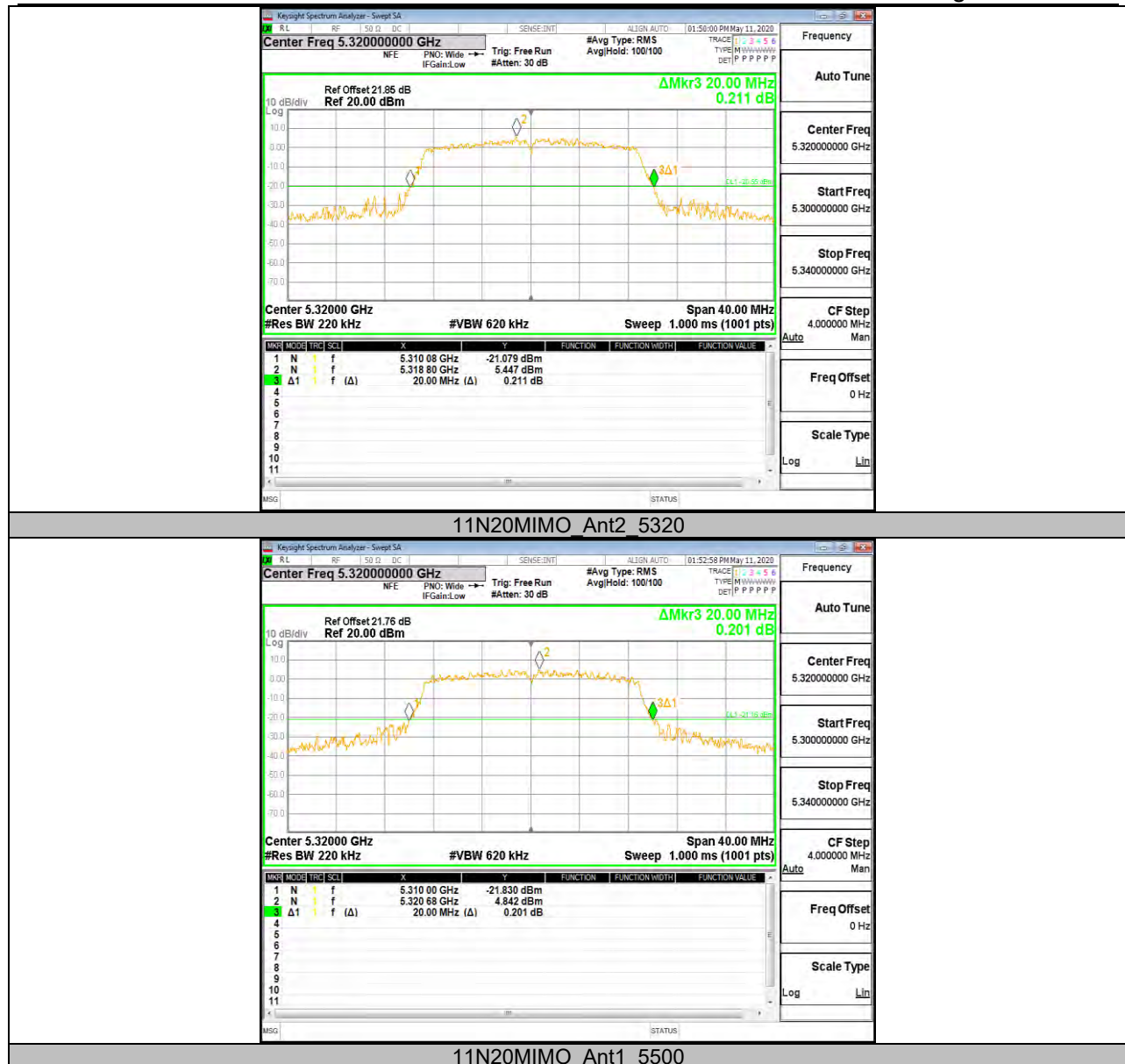




























































13.2. Appendix A2: 99% Occupied channel bandwidth

13.2.1. Test Result

TestMode	Antenna	Channel	OCB [MHz]	FL[MHz]	FH[MHz]	Verdict
11A20	Ant1	5180	16.971	5171.530	5188.501	PASS
	Ant2	5180	16.989	5171.502	5188.491	PASS
	Ant1	5200	16.801	5191.580	5208.381	PASS
	Ant2	5200	16.807	5191.544	5208.351	PASS
	Ant1	5240	16.825	5231.581	5248.406	PASS
	Ant2	5240	16.737	5231.639	5248.376	PASS
	Ant1	5260	16.831	5251.552	5268.383	PASS
	Ant2	5260	16.904	5251.515	5268.419	PASS
	Ant1	5280	16.832	5271.580	5288.412	PASS
	Ant2	5280	16.759	5271.621	5288.380	PASS
	Ant1	5320	16.750	5311.691	5328.441	PASS
	Ant2	5320	16.707	5311.665	5328.372	PASS
	Ant1	5500	16.783	5491.547	5508.330	PASS
	Ant2	5500	16.941	5491.441	5508.382	PASS
	Ant1	5580	16.761	5571.550	5588.311	PASS
	Ant2	5580	16.840	5571.531	5588.371	PASS
	Ant1	5700	16.750	5691.675	5708.425	PASS
	Ant2	5700	16.777	5691.625	5708.402	PASS
	Ant1	5720	17.024	5711.439	5728.463	PASS
	Ant2	5720	17.050	5711.412	5728.462	PASS
	Ant1	5720_UNII-2C	13.512	/	/	PASS
	Ant2	5720_UNII-2C	13.525	/	/	PASS
	Ant1	5720_UNII-3	3.512	5725	5728.463	PASS
	Ant2	5720_UNII-3	3.525	5725	5728.462	PASS
	Ant1	5745	16.800	5736.544	5753.344	PASS
	Ant2	5745	16.795	5736.595	5753.390	PASS
	Ant1	5785	16.788	5776.571	5793.359	PASS
	Ant2	5785	16.757	5776.605	5793.362	PASS
	Ant1	5825	16.870	5816.526	5833.396	PASS
	Ant2	5825	16.815	5816.594	5833.409	PASS
11N20MIMO	Ant2	5180	17.643	5171.234	5188.877	PASS
		5200	17.583	5191.253	5208.836	PASS
		5240	17.543	5231.278	5248.821	PASS
		5260	17.669	5251.220	5268.889	PASS
		5280	17.543	5271.286	5288.829	PASS
		5320	17.620	5311.251	5328.871	PASS
		5500	17.673	5491.186	5508.859	PASS
		5580	17.613	5571.234	5588.847	PASS
		5700	17.603	5691.277	5708.880	PASS
		5720	17.596	5711.248	5728.844	PASS
		5720_UNII-2C	13.798	/	/	PASS
		5720_UNII-3	3.798	/	/	PASS
		5745	17.561	5736.288	5753.849	PASS
		5785	17.521	5776.298	5793.819	PASS
		5825	17.591	5816.264	5833.855	PASS
11N40MIMO	Ant2	5190	36.386	5171.943	5208.329	PASS
		5230	36.339	5211.931	5248.270	PASS
		5270	36.404	5251.871	5288.275	PASS
		5310	36.569	5291.807	5328.376	PASS
		5510	36.678	5491.762	5528.440	PASS
		5550	36.594	5531.834	5568.428	PASS



		5670	36.416	5651.934	5688.350	PASS
		5710	36.352	5691.960	5728.312	PASS
		5710_UNII-2C	33.176	/	/	PASS
		5710_UNII-3	3.176	/	/	PASS
		5755	36.381	5736.896	5773.277	PASS
		5795	36.389	5776.913	5813.302	PASS
		5210	75.830	5172.263	5248.093	PASS
11AC80MIMO	Ant2	5290	76.070	5252.058	5328.128	PASS
		5530	76.281	5491.851	5568.132	PASS
		5610	76.155	5572.046	5648.201	PASS
		5690	75.935	5652.203	5728.138	PASS
		5690_UNII-2C	72.968	/	/	PASS
		5690_UNII-3	2.968	/	/	PASS
		5775	75.988	5737.172	5813.160	PASS

Note: All the modes and antenna ports had been tested, only the worst data recorded in the report.



13.2.2. Test Graphs



