

HONOR Earbuds View3

Quick Start Guide

Earphone model: IRO-T10
Charging case model: IRO-B10



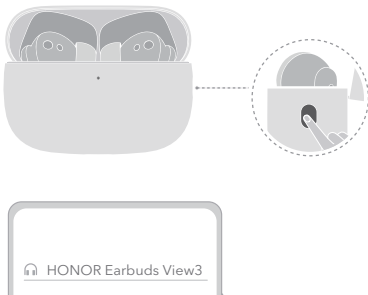
R06xxxxxx_01

HONOR

Pairing

Open the charging case. Press and hold the Function button for 2s until the indicator flashes white. The earphones then enter Pairing mode.

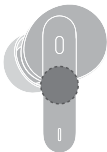
The earphones will automatically enter Pairing mode when powered on for the first time.



Factory reset: Open the charging case. Press and hold the Function button for 6s until the indicator flashes red. The earphones will restore to factory settings and enter Pairing mode again.

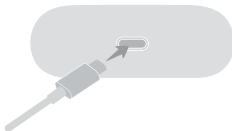
Touch controls

- Play/Pause music: Tap twice.
- Answer/End a call: Tap twice.
- Measuring body temperature: Tap triple
- Turning up the volume: Swipe up.
- Turning down the volume: Swipe down.
- Switch noise cancellation mode: Press and hold the earbud.



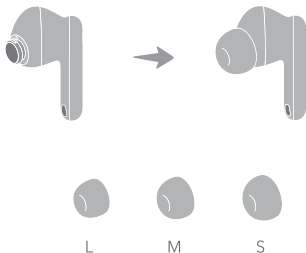
Charging

Place the earbuds in the charging case and close the case. They will start to charge automatically. Use a USB-C cable to charge the charging case.



Changing the ear tips

Choose the size which provides your desired noise cancellation effect and comfort level.



Download and install the app

Download and install the "HONOR AI life" app to access more features and custom settings (Only for Android).

Safety Information

IRO-T10

HONOR

English

Safety Information

Before using and operating this device, read the following precautions to ensure an optimal device performance and avoid dangerous use or unauthorized operations.



- To protect your hearing, do not listen to audio at a high volume for a long period of time.
- Please consult your doctor and the device manufacturer to determine if using your device may interfere with the operation of your medical device.
- Ideal temperatures: 0°C to 35°C for operating, -20°C to +45°C for storage.
- When charging, an adapter should be plugged into a socket nearby and easily accessible. Use approved power adapters and chargers.
- Observe local laws and regulations while using the device. To reduce the risk of accidents, do not use your wireless device while driving.
- Keep this device and its accessories that may contain small components out of the reach of children. Otherwise, children may damage this device and its accessories by mistake, or swallow small components, which may cause choking.
- Avoid using the device in a dusty, damp, or dirty place, or near a magnetic field.

- Keep the battery away from fire, excessive heat, and direct sunlight. Do not place it on or in heating devices. Do not disassemble, modify, throw, or squeeze it. Do not insert foreign objects into it, submerge it in liquids, or expose it to external force or pressure, as this may cause it to leak, overheat, catch fire, or even explode.
- Avoid disassembling or modifying your device and its accessories. Unauthorized disassembly and modifications may result in voiding the factory warranty. If your device is faulty, visit an authorized Honor Customer Service Center for assistance.
- Do not attempt to replace the battery yourself – you may damage the battery, which could cause overheating, fire, and injury. The built-in battery in your device should be serviced by Honor or an authorized service provider.
- If you experience skin discomfort when wearing the device, take it off and consult a doctor.
- Keep the metal contacts on the earphones and charging case clean. Otherwise, the earphones may not function properly.

Disposal and recycling information



■ This symbol on the product, battery, literature, or packaging means that the products and batteries should be taken to separate waste collection points designated by local authorities at the end of the lifespan. This will ensure that EEE waste is

recycled and treated in a manner that conserves valuable materials and protects human health and the environment. For more information, please contact your local authorities, retailer, or household waste disposal service, or visit the website <https://www.hihonor.com/>.

EU Regulatory Compliance

Statement

Hereby, Honor Device Co., Ltd. declares that this device IRO-T10 is in compliance with the essential requirements and other relevant provisions of Directive 2014/53/EU, EU REACH regulation, RoHS and Batteries (where included) directive.

The most recent and valid version of the Doc (Declaration of Conformity) can be viewed at

<https://www.hihonor.com/global/legal/certification/>.

This device may be operated in all member states of the EU.

Observe national and local regulations where the device is used.

This device may be restricted for use, depending on the local network.

Frequency Bands and Power

Bluetooth: 2.4 GH: XXX dBm.

RF Exposure Information

This device is a low-power radio transmitter and receiver. As recommended by international guidelines, the device meets applicable national SAR limits of 2.0 W/kg (10g) and 1.6 W/kg (1g).

10g SAR: The highest reported SAR value is X.XX W/kg.

1g SAR: The highest reported SAR value is X.XX W/kg.

Legal Notice

Copyright © Honor Device Co., Ltd. 2021. All rights reserved.

All contents in the documents in the packaging box, including but not limited to information about and portrayals of the appearance, color, size, and supported features of the product (the latest features will come with software updates), are for reference only. The actual product may vary.

The *Bluetooth*[®] word mark and logos are registered trademarks owned by the *Bluetooth SIG, Inc.* and any use of this mark by Honor Device Co., Ltd. is under license.

Privacy Protection

To better understand how we protect your personal information, please see the privacy policy at <https://www.hihonor.com/privacy-policy/worldwide/>.

FCC Regulatory Compliance

FCC statement

This equipment has been tested and found to comply with the limits for a Class B digital device, pursuant to Part 15 of the FCC Rules. These limits are designed to provide reasonable protection against harmful interference in a residential installation. This equipment generates, uses and can radiate radio frequency energy and, if not installed and used in accordance with the instructions, may cause harmful interference to radio communications. However, there is no guarantee that interference

will not occur in a particular installation. If this equipment does cause harmful interference to radio or television reception, which can be determined by turning the equipment off and on, the user is encouraged to try to correct the interference by one or more of the following measures:

- Reorient or relocate the receiving antenna.
- Increase the separation between the equipment and receiver.
- Connect the equipment into an outlet on a circuit different from that to which the receiver is connected.
- Consult the dealer or an experienced radio/TV technician for help.

This device complies with Part 15 of the FCC Rules. Operation is subject to the following two conditions: (1) this device may not cause harmful interference, and (2) this device must accept any interference received, including interference that may cause undesired operation.

Caution: Any changes or modifications to this device not expressly approved by Honor Device Co., Ltd. for compliance could void the user's authority to operate the equipment.