

## **EXHIBIT D - TEST SETUP PHOTOGRAPHS**

---

**Conducted Emissions Front View**



**Conducted Emissions Side View**



**Radiated Emission 9k-30MHz Parallel View**



**Radiated Emission 9k-30MHz Perpendicular View**







**Radiated Emission 9k-30MHz Ground-parallel View**



**Radiated Emission 30M-1GHz View**



**E-Field Position A**




**E-Field Position B**







**E-Field Position C**




**E-Field Position D**



**E-Field Position E**



**H-Field Position A**






**H-Field Position B**




**H-Field Position C**





**H-Field Position D**



**H-Field Position E**

