

## PHOTOGRAPHS OF THE TEST CONFIGURATION

### CONDUCTED EMISSION TEST

#### Mode A





## CONDUCTED EMISSION TEST

Mode B



## RADIATED EMISSION TEST BELOW 1GHz

X-Plane  
Mode A







## RADIATED EMISSION TEST BELOW 1GHz


Z-Plane

Mode B



## RADIATED EMISSION TEST ABOVE 1GHz

X-Plane  
Mode A





## RADIATED EMISSION TEST ABOVE 1GHz

Z-Plane

Mode B

