



Printed in China.

1-800-374-2744.

FOR CUSTOMER SUPPORT, PLEASE CALL

IRVINE, CA 92618. ALL RIGHTS RESERVED.
DISTRIBUTED BY AND © 2022 MERCHSOURCE, LLC.
TRADEMARKS OR REGISTERED TRADEMARKS.
THE 77 LOGO, TOMORROW'S TOMORROW) ARE
SHARPER IMAGE® NAME AND LOGOS (INCLUDING

POWER CONSORTIUM.

THE 'QI' SYMBOL IS A TRADEMARK OF THE WIRELESS

devices.

referenced or pictured trademarks, companies or
with or endorsed by any of the above mentioned,
technology to connect. This product is not affiliated
players must have built-in BLUETOOTH® wireless
Computers, tablets, Smart Phones, and music
trademarks owned by Bluetooth SIG, Inc.
The Bluetooth® word mark and logos are registered

Please read all instructions and warnings
prior to use. Keep this manual as it contains
important information for future reference.

CONGRATULATIONS ON YOUR PURCHASE OF THE SOUNDHAVEN® SPORT.

FCC STATEMENT

This device complies with part 15 of the FCC Rules. Operation is subject to the following two conditions: (1) this device may not cause harmful interference, and (2) this device must accept any interference received, including interference that may cause undesired operation.

Note: This equipment has been tested and found to comply with the limits for a Class B digital device, pursuant to part 15 of the FCC Rules. These limits are designed to provide reasonable protection against harmful interference in a residential installation. This equipment generates, uses and can radiate radio frequency energy and, if not installed and used in accordance with the instructions, may cause harmful interference to radio communications. However, there is no guarantee that interference will not occur in a particular installation. If this equipment does cause harmful interference to radio or television reception, which can be determined by turning the equipment off and on, the user is encouraged to try to correct the interference by one or more of the following measures:

- Reorient or relocate the receiving antenna.
- Increase the separation between the equipment and receiver.
- Connect the equipment into an outlet on a circuit different from that to which the receiver is connected.
- Consult the dealer or an experienced radio/TV technician for help.

Warning: Changes or modifications to this unit not expressly approved by the party responsible for compliance could void the user's authority to operate the equipment.

This device complies with part 18 of the FCC Rules.
Operation is subject to the following two conditions:
(1) This device may not cause harmful interference,
and (2) this device must accept any interference received, including interference that may cause undesired operation.

Sport earbuds FCC ID: 2AEVM1015791E
Charging case FCC ID: 2AEVM1015791

SOUNDHAVEN® SPORT TRUE WIRELESS EARBUDS + QI CHARGING CASE

SHARPER IMAGE®



RECHARGEABLE BATTERY WARNINGS:

- This product contains batteries that are non-replaceable.
- There is a risk of fire and personal injury if battery is punctured, damaged, or misused.
- Do not dismantle, crush, incinerate or short-circuit battery.
- Never expose battery to extreme temperatures or moisture.
- Keep away from flammable materials and direct sunlight.
- **Only charge using the provided charger, cable, and/or adapters.**
- **Rechargeable battery is only to be charged by an adult.**
- Adult supervision is required while charging the battery.
- Allow battery to cool to room temperature before charging.
- Charge on a non-flammable surface and keep away from flammable products.
- Discontinue charging if battery becomes hot, swells, smokes, or gives off a strong odor.
- Battery chargers used with the product are to be regularly examined for damage to the cord, plug, enclosure, and other parts. In the event of such damage, chargers must not be used until the damage has been repaired.
- Recycle or dispose of battery according to federal, state, and local laws.
- Keep these instructions for future reference.

SAFETY WARNINGS:

- Not a children's item. Keep out of reach of children.
- Listening to loud music for extended periods of time may damage hearing.
- Do not use earbuds while driving.
- Always pay attention to your surroundings while using your earbuds.
- Charge only with the included charging case and cables.
- Do not expose to extreme temperatures or leave in direct sunlight.
- Thoroughly inspect earbuds and case before every use. If items appear worn, frayed, splintered, cracked, or broken in any manner, discontinue use immediately.

This device contains licence-exempt transmitter(s)/receiver(s) that comply with Innovation, Science and Economic Development Canada's licence-exempt RSS(s). Operation is subject to the following two conditions:
1) This device may not cause interference.
2) This device must accept any interference, including interference that may cause undesired operation of the device.

L'émetteur/récepteur exempt de licence contenu dans le présent appareil est conforme aux CNR d'Innovation, Sciences et Développement économique Canada applicables aux appareils radio exempts de licence. L'exploitation est autorisée aux deux conditions suivantes :
1) L'appareil ne doit pas produire de brouillage;
2) L'appareil doit accepter tout brouillage radioélectrique subi, même si le brouillage est susceptible d'en compromettre le fonctionnement.

Sport earbuds IC: 21808-1015791E

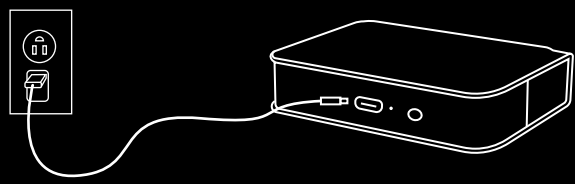


CONTENTS

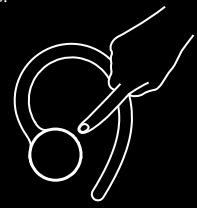
- Sport earbuds
- Charging case
- USB-C cable

GETTING STARTED

CHARGING



1. Remove the earbuds from the charging case to automatically power on. Place back in the charging case to automatically power off.
2. To manually power on, press and hold either earbud touch panel for 3 seconds.
3. To manually power off, press and hold either earbud touch panel for 7 seconds.



CALL FUNCTIONS

1. To answer an incoming call, single tap either earbud.
2. To end a call, single tap either earbud.
3. To reject a call, double tap either earbud.
4. To answer another call and put previous call on hold, double tap either earbud.
5. To switch between calls, double tap either earbud.
6. To end the first call and answer a second incoming call, tap either earbud once.

MUSIC FUNCTIONS

1. To play/pause music, single press either earbud.
2. To skip to the next song, double press either earbud.

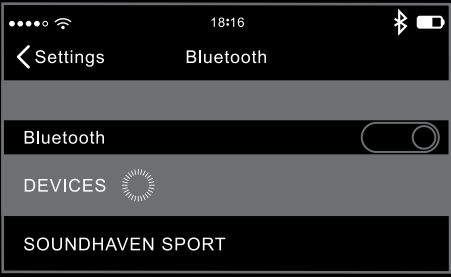
VOICE ASSISTANT

- To activate your voice assistant, tap either earbud 3 times.

HOW TO USE

WIRELESS PAIRING

1. Remove the earbuds from the charging case to automatically enter pairing mode.
2. Enable Bluetooth® functionality on your compatible device and select "SOUNDHAVEN SPORT" from the menu. A connected notification will play when the earbuds have been successfully paired.
3. To manually enter pairing mode, tap either earbud touch panel 3 times.
4. To manually disconnect, turn off Bluetooth on your connected device or remove the earbuds from the device list.
5. To reset the previously connected devices from the earbud memory, slide the earbuds into the charging case and press the charging case button for 5 seconds, green light will flash 2 times and the reset is successful.



LED INDICATOR MEANING

Earbuds

- Power On** - Green light flashes 3 times.
- Power Off** - Green light flashes 3 times when manually powered off.
- Charging** - Orange light stays on until fully charged.
- Finished Charging** - Green light stays on for 1 minute then turns off.
- Entering Pairing Mode** - Green light slowly flashes once every second.
- In Pairing Mode** - Green and red light slowly alternates.
- Reconnecting** - Green light slowly flashes once every 2 seconds.
- Low Battery** - Red light will flash 5 times.

Charging Case

- Case Charging** - Orange light stays on until fully charged.
- Case Finished Charging** - Green light stays on.
- Charging Low Battery** - Red light will flash 5 times.