

# Bluetooth antenna of PCB on-board specification

## 1, Index

Item	Content	Page	Remark
1	Index	1	
2	Spec Drawing	2	
3	Specification	2	
4	Antenna On Test Board	3	
5	Return Loss	3	
6	Radiation Pattern	3	

Document Type: 2.4GHZ coil antenna

Document Version: V1.0

Release Date: Aug. 23, 2017

Feasycom Technology Co.,Ltd.

Telephone: 86-755-27924639

[www.feasycom.com](http://www.feasycom.com)

Ground copper

### 3, Specification

**Product Number: 2.4GHZ coil antenna**

**Sample Photo:**

#### **A. Electrical Characteristics**

Frequency	2400 ~ 2500 MHz
S.W.R.	$\leq 2.0$
Gain	2.0 dBi
Efficiency	~ 50%
Polarization	Linear
Impedance	50 Ohm

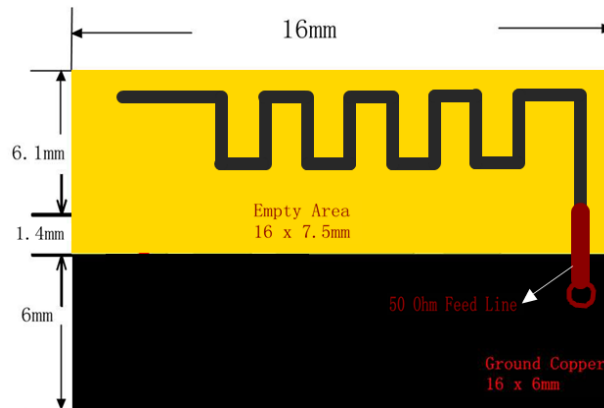
#### **B. Material & Mechanical Characteristics**

Material of Radiator	Gold-plated copper
----------------------	--------------------

#### **C. Environmental**

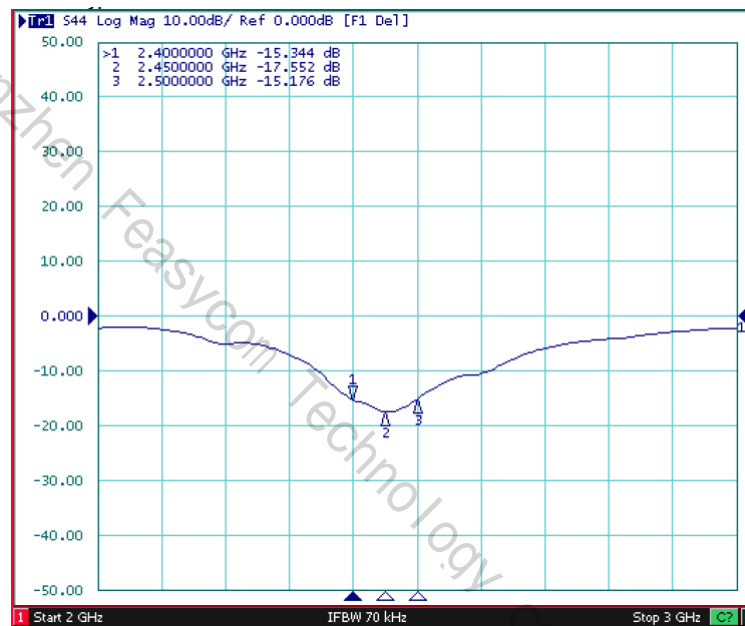
Operation Temperature	- 40°C ~ + 85°C
Storage Temperature	- 40°C ~ + 105°C

## 4, Antenna On Test Board




FR4 Thickness 0.8mm

## 5, Return Loss



## 6, Radiation Pattern

Radiation Pattern and Gain were dependent on measurement board design. The specification of coil antenna was measured based on the PCB size and installation position as shown in the below figure Test Board.



2441MHz	Vertical	Horizontal
<b>Y - Z Plane</b>  Average Gain=1.19 dBi		
	Peak Gain = 2 dBi Average Gain = 0.75 dBi	Peak Gain= -1.33 dBi Average Gain=-8.7 dBi
<b>X - Z Plane</b>  Average Gain=-2.91dBi		
	Peak Gain= -3.71 dBi Average Gain= -8.76dBi	Peak Gain= -0.29 dBi Average Gain= -4.19dBi

