产品说明书 尺寸:50x75mm 材质:80g书写纸 双面印刷 风琴折

htc

头戴式无线蓝牙耳机6

快速入门指南
使用前请阅读使用说明书
HTC HP06

产品规格

型号:HTC HP06

蓝牙
范围:≈10m
版本:6.0

喇叭
直径:40mm
阻抗:32Ω

功率
输入:5V⎓400mA
电池容量:400mAh
使用时间:≈26小时
充电时间:≈2小时

物品清单

耳机

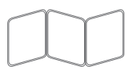

快速入门指南

C to C充电线

如何正确佩戴耳机

连接到蓝牙设备

在您的设备上,打开蓝牙
并选择连接到"HTC HP06"。

充电

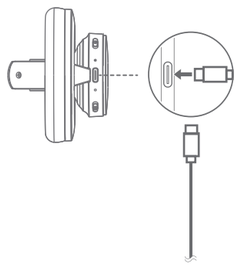

基本操作

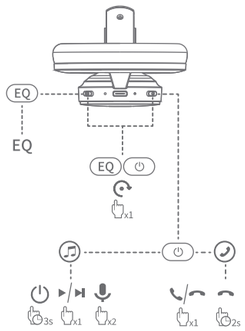

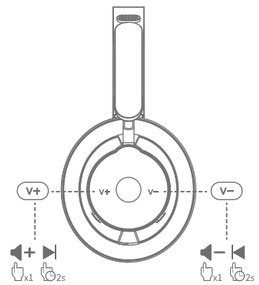

产品操作说明

开机/关机
按住 ⏻ 3秒,开机。
注: 开机后,5分钟未与蓝牙设备配对连接,自动关机;
超出有效连接距离,未与蓝牙设备连接,5分钟后自动关机。

功能操作
- 暂停/播放:点击 ⏻ 一次
- 音量加:点击 V+ 一次
- 音量减:点击 V− 一次
- 上一曲:按住 V− 2秒
- 下一曲:按住 V+ 2秒
- 通话接听/结束:点击 ⏻ 一次
- 通话拒接:按住 ⏻ 2秒
- 通话回播:点击 ⏻ 两次
- 通话转移:按住 ⏻ 2秒
- 激活语音助手:按住 ⏻ 2秒
- 切换EQ模式:点击 EQ 一次
- 恢复出厂设置:同时按住 ⏻ 和 EQ 2秒
  注:恢复出厂设置后,耳机进入配对状态

蓝牙设备连接
首次使用,通过蓝牙设备设置选项,搜索耳机蓝牙配对名
"HTC HP06",点击连接成功。
注:HTC HP06会自动与蓝牙设备同步音量。

蓝牙设备切换
您可以将 HTC HP06 同时连接到两个蓝牙设备,从而在设备之间无缝切换音频输入。例如,如果您正在笔记本电脑上播放音乐,而您的手机接到来电,耳机会自动切换到手机音频,以便您接听电话。

指示灯显示

指示灯	状态
白灯和红灯交替闪烁	开机/未配对
白灯闪烁	配对成功
红色常亮	充电中
灭灯	充满电

产品中有害物质名称及含量

产品中有害物质的名称及含量

部件名称	有害物质					
	铅(Pb)	汞(Hg)	镉(Cd)	六价铬 (Cr(VI))	多溴联苯 (PBB)	多溴二苯醚 (PBDE)
印刷电路组件	○	○	○	○	○	○
外壳等小结构件	○	○	○	○	○	○

本表格依据SJ/T 11364的规定编制。
○:表示该有害物质在该部件所有均质材料中的含量均在GB/T 26572 规定的限量要求以下。
×:表示该有害物质至少在该部件的某一均质材料中的含量超出GB/T 26572 规定的限量要求。
表单标记"X"的部件,皆因全球技术发展水平限制而无法实现有害物质的替代。

印刷电路板组件:包括印刷电路板及其零部件,
电子元器件等,根据产品型号不同,
您所购买的产品可能不会含有以上所有部件

重要安全说明

在使用本产品之前,请仔细阅读本说明书中的所有安全说明。

常规安全说明
- 小心使用本产品,并将其存放在没有极端温度、高温高压和潮湿的清洁环境中。确保产品存放在不易弯曲或挤压的地方。
- 维修和更换只能由授权的售后服务人员进行。
  请勿自行拆卸或更换产品的任何部件,以防受伤或损坏设备。
  对产品的任何未经授权的修改都将使保修无效。
- 仅在允许蓝牙传输的环境中使用本产品。

个人安全说明
- 如果产品有明显缺陷或出现膨胀或温度过高等异常,请勿使用。
- 执行需要全神贯注的高风险任务时,请勿使用本产品。
- 为了保护您的听力,请勿长时间高音量收听
- 请将产品及其包装放在儿童和宠物接触不到的地方,
  以防发生吞咽和窒息等事故

电池安全说明
该产品内置可充电电池,请阅读以下说明,确保安全使用和处置。
- 请勿将产品长时间暴露在热源中,如明火或阳光直射。
- 仅将产品存放在环境温度为 0°C 至 35°C (32°F 至 95°F)的环境中。
- 请勿在易产生灰尘、烟雾、高温、高压或高湿度的环境中使用
  或存放本产品。
- 保持产品干燥,远离液体或湿气。
- 只能使用经 FCC 或 CCC 认证、输出电压为DC 5V/1A的充电器。
- 充电时不要使用产品。
- 产品充电时间不要超过8小时。
- 按照当地的废物管理规定负责任地处理产品。

法律声明
商标和许可:
HTC和HTC标志为HTC公司的商标,
授权给深圳市卜兰沃德科技有限公司使用。
2025版权©归深圳市卜兰沃德科技有限公司。
本文件仅供参考,不构成任何形式的保证,本公司保留所有权利。

htc

htc

Wireless Headphones 6

Quick Start Guide
HTC HP06

Product Specifications

Model: HTC HP06

Bluetooth
Range: ≈ 10 m
Version: 6.0

Speaker
Diameter: 40 mm
Impedance: 32 Ω

Power
Input: 5 V⎓400 mA
Battery capacity: 400 mAh
Battery life: ≈ 26 hrs
Charging time: ≈ 2 hrs

What's in the box

Headphones

Quick Start Guide

C to C cable

How to put on the headphones

Connect to Bluetooth device

On your device, turn on
Bluetooth and choose to
connect to "HTC HP06".

Charging

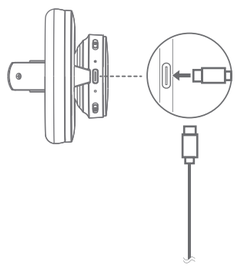

Basic operations

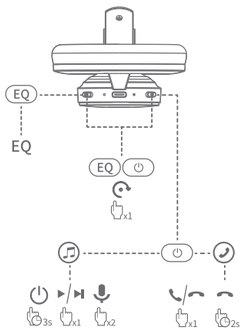

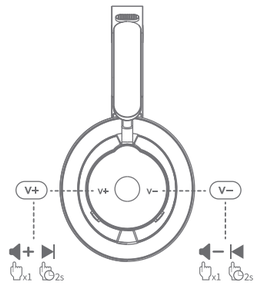

Basic Operations

Power on/off
Press and hold ⏻ for three seconds.
Note: If the device is left idle for five minutes, then it will automatically power off.

Key functions
- Play/Pause: Press ⏻.
- Volume up: Press V+.
- Volume down: Press V−.
- Play previous track: Press and hold V− for two seconds.
- Play next track: Press and hold V+ for two seconds.
- Answer/End call: Press ⏻.
- Reject call: Press and hold ⏻ for two seconds.
- Callback: Press ⏻ twice.
- Call transfer: Press and hold ⏻ for two seconds.
- Activate voice assistant: Press and hold ⏻ for two seconds.
- Switching EQ mode: Press EQ.
- Restore factory settings: At the same time press and hold ⏻ and EQ for two seconds.
  Note: After resetting to factory settings, the earphones enter pairing mode.

Connect to Bluetooth device
On your device's Bluetooth connections menu, select "HTC HP06".
Note: HTC HP06 automatically synchronizes its volume with your Bluetooth device.

Bluetooth device switching
You can connect the HTC HP06 to two Bluetooth devices simultaneously, allowing you to seamlessly switch your audio input between devices. For example, if you are playing music on your laptop and your phone receives an incoming call, the headset automatically switches to your phone's audio so you can answer the call.

Indicator LEDs

LED	Status
Blinking white and red	Powering on/unpaired
Blinking white	Paired
Solid red	Charging
Off	fully charged

Important Safety Instructions

Carefully read all the safety instructions in this document before using the product.

General safety instructions
- Use the product with care and store it in a clean environment that is free from extreme temperature, pressure, and humidity. Make sure that the product is stored in a location where it cannot be bent or squeezed.
- Repairs and replacements should only be performed by authorized after-sales service staff, Do not attempt to disassemble or replace any part of the product yourself to prevent injuries or damage to the device, Any unauthorized modification to the product voids the warranty.
- Only use the product in environments where Bluetooth transmission is permitted.

Personal safety instructions
- Do not use the product if it is obviously defective or exhibits abnormalities such as bulging or excessive heating.
- Do not use the product when performing high-risk tasks that require your full attention.
- For your hearing protection, do not listen at high volume for long periods.
- Keep the product and its packaging out of reach of children and pets to prevent accidents such as swallowing and choking.

Battery safety instructions
The product has a built-in rechargeable battery, Read the following instructions to ensure safe use and disposal.
- Keep the product away from prolonged exposure to heat sources such as open fires or direct sunlight.
- Only store the product in environments with ambient temperatures of 0°C to 35°C (32°F to 95°F).
- Do not use or store the product in dust-prone, smoke-prone, high-temperature, high-pressure, or highly humid environments.
- Keep the product dry and away from liquids or moisture.
- Only use an FCC or CCC-certified charger with an output voltage of 5 V/1 A DC.
- Do not use the product while charging.
- Do not leave the product charging for longer than eight hours.
- Dispose of the product responsibly according to your local waste management guidelines.

FCC ID: 2BHJR-HP06

FCC Caution:
This device complies with part 15 of the FCC Rules, Operation is subject to the following two conditions: (1) This device may not cause harmful interference, and (2) this device must accept any interference received, including interference that may cause undesired operation.
Any Changes or modifications not expressly approved by the party responsible for compliance could void the user's authority to operate the equipment.
Note: This equipment has been tested and found to comply with the limits for a Class B digital device, pursuant to part 15 of the FCC Rules, These limits are designed to provide reasonable protection against harmful interference in a residential installation. This equipment generates uses and can radiate radio frequency energy and, if not installed and used in accordance with the instructions, may cause harmful interference to radio communications, However, there is no guarantee that interference will not occur in a particular installation, If this equipment does cause harmful interference to radio or television reception, which can be determined by turning the equipment off and on, the user is encouraged to try to correct the interference by one or more of the following measures:
-Reorient or relocate the receiving antenna.
-Increase the separation between the equipment and receiver,
-Connect the equipment into an outlet on a circuit different from that to which the receiver is connected.

-Consult the dealer or an experienced radio/TV technician for help.

*RF warning for Portable device:
The device has been evaluated to meet general RF exposure requirement. The device can be used in portable exposure condition without restriction.

US REP
Company name: MIRAMONT SOLUTIONS LLC
Company address: 34218 HOURGLASS ST, TEMECULA, CA 92592 United States
FRN: 0036313369
Agent name: Wenyi Wang
Title: CEO
Email: wenyiwang@miramontsolutions.com
Phone: 951 401 3633

Legal notice
Trademarks and permissions:
HTC and the HTC logo are trademarks of HTC Corporation and used under license by Shenzhen Brands World Technology Co., Ltd.
Copyright © 2025 Shenzhen Brands World Technology Co., Ltd.
All rights reserved.
THIS DOCUMENT IS FOR INFORMATION PURPOSES ONLY AND DOES NOT CONSTITUTE ANY KIND OF WARRANTY.

htc