



**Test Setup Photographs for the Model No. / PMN: 92710890**

**1. Radiated Test Setup**




**Photo 1 Radiated Test Setup from 9 kHz to 30 MHz**




**Photo 2 Radiated Test Setup from 9 kHz to 30 MHz**






**Photo 3 Radiated Test Setup from 30 MHz to 1 GHz**




**Photo 4 Radiated Test Setup from 30 MHz to 1 GHz**






**Photo 5 Radiated Test Setup from 1 GHz to 18 GHz**




**Photo 6 Radiated Test Setup from 1 GHz to 18 GHz**






**Photo 7 Radiated Test Setup from 18 GHz to 25 GHz**




**Photo 8 Radiated Test Setup from 18 GHz to 25 GHz**

## **2. Conducted Test Setup**




**Photo 9 AC Conducted Test Setup**




**Photo 10 AC Conducted Test Setup**



### **3. AC Conducted Emissions**



**Photo 11 AC Conducted Test Setup**



**Photo 12 AC Conducted Test Setup**