

DUT and SAR Set-up Photos

Photograph 1: Overall Dimensions



Photograph 2: Front View of the DUT

14641114



Photograph 3: Back View of the DUT

14641114



Photograph 4: Front View of the DUT with Magnetic Mount

14641114



Photograph 5: Back View of the DUT with Magnetic Mount

14641114



Photograph 6: Front View of the DUT with Wing Clip Mount

14641114



Photograph 7: Back View of the DUT with Wing Clip Mount


14641114




SAR Test Setup Photos

Body-worn Exposure Conditions

Photograph 8: Body-worn with Magnetic Mount, Back, 0 mm



Photograph 9: Body-worn with Wing Clip Mount, Back, 0 mm




Extremity Exposure Conditions

Photograph 10: Extremity, Back, 0 mm



Photograph 11: Extremity, Front, 0 mm



Photograph 12: Extremity, Edge Right, 0 mm



Photograph 13: Extremity, Edge Bottom, 0 mm



Photograph 14: Extremity, Edge Left, 0 mm



DUT Holder Perturbations

Photograph 15: Extremity, Edge Bottom with Foam, 0 mm



Antenna Dimensions & Separation Distances

- ① WiFi/BT Ant
- ② LTE Main H Ant
 - LTE B7/30
- ③ LTE Main L/M Ant
 - LTE L Element: B5/12/13/14/26
 - LTE M Element: B2/4/25/66

