



E-757 2.4GHz 无线键鼠套装
2.4GHz Wireless Keyboard and Mouse Combo

即插即用, USB接口, 不需安装驱动程序, 直接接上电脑便可使用。
Plug & Play, USB interface, No need driver and software.

1. 2.4G工作频率，通用性强，无遮挡传输距离远达10米。
2. 2.4G wireless connection, operating range 10 meters.
3. 使用红外线作为移动寻光光源，耗电量少，过面能力强。
4. IR light tracing technology, work with many of surface.
5. 分辨率5档可调800/1200/1600/2000/4800 DPI。
6. 5 switchable DPI 800/1200/1600/2000/4800 settings.
7. 人体工程学原理的外形设计理念。
8. Ergonomic design.
9. 系统支持 Windows/Mac。
10. Compatibility with Windows/Mac operating system.
6. Nano接收器，即插即用。
- Plug & play Nano receiving adapter.

If you do not use the Keyboard and mouse after stopping, will enter the sleep state, and you can wake it up by pressing the button or moving the mouse (you need to press the mouse button to wake it up after stopping for about 15 minutes).

当达到电池的低压状态时，在使用键盘的过程中，“”指示灯会出现红色闪烁，提醒您及时更换电池。

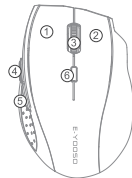
When the battery is low, the Keyboard "" will red flash to remind you of replacing the battery.

| | | | | | | | |
|---|---|--|---------------------------|---|---|---|-----------------------------|
|  | + |  | 多媒体 Media Play |  | + |  | 音量减 Volume - |
|  | + |  | 音量加 Volume + |  | + |  | 静音 Mute |
|  | + |  | 上一曲 Prev Track |  | + |  | 下一曲 Next Track |
|  | + |  | 播放/暂停 Play/Pause |  | + |  | 停止播放 Stop |
|  | + |  | 亮度减小 Reduce brightness |  | + |  | 亮度增加 Increase brightness |
|  | + |  | 搜索 search |  | + |  | 按锁键 Lock-keyboard |

800/1200/1600/2000/4800五档DPI，点击DPI切换按钮，即可以在这五档之间循环切换，LED指示灯：800DPI时闪烁1次，1200DPI时闪烁2次，1600DPI时闪烁3次，2000DPI时闪烁4次，4800DPI时闪烁5次。

同时按住鼠标的中键和右键约3秒，鼠标回报率将在125Hz和250Hz间切换，当切换到125Hz时，LED指示灯将慢闪3次，当切换到250Hz时，LED指示灯将快闪3次。
The mouse has an polling rate of 125Hz/250Hz, default 125Hz, Press the right button and the middle button for 3 seconds to switch, during the process, it will flash 3 times slowly for the 125Hz LED and 3 times quickly for the 250Hz LED.

1. 左键/Left Button 2. 右键/Right Button 3. 中键/Middle Button
5. 返回/Backward Button 6. DPI循环/DPI Loop Button



该无线键盘发射器和接收器均内置了3组识别码，使多于组产品使用时一对一使用。高温、高海拔、震动等有可能会造成这组码消失，就需要重新连接才可以，方法如下：

1. 将Nano接收器插入USB端口。

Plug the Nano receiver into the USB port.

2. 无线键盘同时按住“ESC” + “+/-”键3秒同时接收器接收，按任意键即可连接成功。

Keyboard Press and hold the “ESC” + “+/-” key for 3 seconds.

3. 或同时按下无线鼠标左中右三键按住3秒，然后松开。

Mouse Press and hold scroll button and left and right key for 3 seconds, then release.

4. 您又可以使用无线键盘了。

Your Keyboard and mouse should be synced.

本键鼠使用2.4GHz无线电波传送数据，视线使用距离为10米。如果有较大的障碍物，环境干扰等，使用距离将会有所减少。鼠标在凹凸不平、反光等桌面上可能影响鼠标的使用。 This Keyboard and mouse uses 2.4GHz radio waves to transmit data with a working distance of 10m. Ensure that there are no large objects between and the Nano receiver. The use of the mouse may be affected by uneven or reflective surfaces on the desktop.



- 用错误型号的电池组替换,可能会使安全防护失效(例如,对某些类型的锂电池组);
- 将电池组投入火中或加热炉中,或对电池组进行机械挤压或切割的处理可能导致爆炸;
- 将电池组放置在极高温度环境中,可能导致爆炸或泄漏可燃液体或气体;和
- 电池组承受极低气压,可能导致爆炸或泄漏可燃液体或气体;
- 非专业人士请勿拆解或维修此产品,否则有可能造成产品进一步的损坏或人身伤害!

系统要求 / System Operating: Windows/Mac

—按键数量 / Key Number: 101+4 Key
—产品重量 / Net Weight: 816 ± 20g
—产品尺寸 / Size: 416(L) × 145(W) × 42(H) ± 0.5mm
—额定电压电流 / Rating: 3V = 3.1mA

- 按键数量 / Key Number: 6 Key
- 产品重量 / Net Weight: 68 ± 10g
- DPI: 800/1200/1600/2000/4800 DPI
- 产品尺寸 / Size: 107 (L) x 71 (W) x 40 (H) ± 0.5mm
- 额定电压电流 / Rating: 1.5V = 6.5mA

无线键盘 / Wireless Keyboard
无线鼠标 / Wireless Mouse
快速入门指南 / Quick Start Guide

如果键鼠标长时间不使用，请取出 电池，以免腐蚀机件。
Remove the battery if the mouse is not going to be used for long periods of time.

我们的产品保修期为12个月。如因产品存在质量问题而发现缺陷, 请与我们联系;
The warranty period of our products is 12 months from purchase. If a defective is found due to
qualified problems of the product, please contact us;
电子邮件服务 / Service Email: Eyooservice@163.com

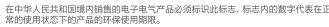
地址: 广东省东莞市凤岗镇油甘村南岸 工业区D栋
Add: Building D,Nan An Industrial Area,Youganpu Village, Fenggang Town, Dongguan City,
Guangdong,China
电话 / TEL: 86-769-86880666 传真 / Fax: 86-769-86880338
服务热线 / Service Phone Number: 400-865-9898 网址 / Welcome to Address: www.eyspc.cn
鼠标引用国际: GB/T 26245-2010 键盘引用国际: GB/T 14081-2010 中国制造 MADE IN CHINA

为满足中国电子电气产品有害物质限制相关的法律和其它要求，对本产品中有害物质，按部件分类，声明如下。

○：表示该有害物质在该部件所有均质材料中的含量均在GB/T 26572规定的限量要求以下。

X:表示该有害物质至少在该部件的某一均质材料中的含量超出GB/T 26572规定的限量要求。
表中标记“X”的部件,皆因全球技术发展水平限制而无法实现有害物质的替代。

印刷电路板组件：包括印刷电路板及其零部件，电子元器件等根据产品型号不同，您所购买的产品可能不会含有以上所有部件。



倡导环保和低碳的消费体验。建议拥有该产品的用户在不需此产品时，应遵守国家废弃电器电子产品回收处理相关法律法规，将其交给当地具有国家认可的回收处理资质的厂商进行回收处理，降低资源浪费，保护地球自然环境。

Changes or modification expressly approved by the party responsible for compliance could use the user's authority to operate the equipment. This equipment has been tested and found to comply with the following interference limits. This equipment is designed to provide reasonable protection against harmful interference in a residential installation. This equipment generates uses and can radiate radio frequency energy and, if not properly installed and used, may cause interference to radio communications. However, there is no guarantee that interference will not occur in a particular installation. If this equipment does cause harmful interference to radio or television reception, the user is encouraged to try the following measures to correct the interference by one or more of the following measures:


- Reorient or relocate the receiving antenna.
- Increase the separation between the equipment and receiver.
- Connect the equipment to an outlet on a circuit different from that to which the receiver is connected.

Do not attempt to clear or experienced radio/TV technician for help. This device complies with part 15 of the FCC rules. Operation is subject to the following two conditions (1) This device may not cause interference, (2) This device must accept any interference received, including interference that may cause undesired operation.



DO NOT replace the battery with a different model.
DO NOT use this product if the battery shows signs of damage including, but not limited to tearing, deformation, leakage, or the smell of electrolytic material.
DO NOT touch the battery if material is leaking and seek immediate medical attention if any material comes into contact with your skin or eyes.
DO NOT expose the battery to liquid, heat sources, electricity (outside of the product itself), or other non-standard conditions.
DO NOT remove the battery except for proper disposal and recycling as required by local laws and regulations.
DO NOT impact, bend, alter, disassemble, or otherwise damage the battery as the contents are volatile, hazardous, and can be harmful.

Failing to follow all safety guidelines may result product damage, explosion, fire, and/or electric shock

| | | | | | | |
|----|------------------|----|---|----|----|---|
| 型号 | E-757(7162+2605) | | 备注: 尺寸: L100*W100mm 材质: 100g 双胶纸 印刷: 黑单双面印刷 | | | 版次  |
| 名称 | 说明书 | | | | | |
| 日期 | 2024-5-23 | | | | | |
| 页码 | 1 OF 2 | | | | | |
| 绘图 | 何周平 | 审核 | 文件编号 | 核准 | 版本 | A.0 |

